


No. 39  
2026  
Web

**NITTO**





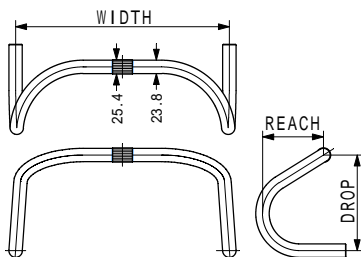
# Track Racing



approved by "KEIRIN"  
Professional Races in Japan  
本品はJKAの競走車部品  
適合認定品です



## B123 Steel

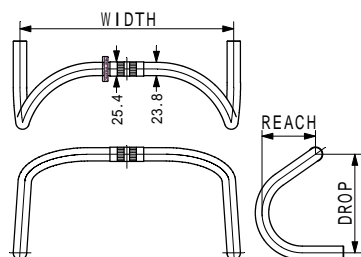


MATERIAL / STEEL TUBE  
CENTER DIAM / 25.4  
BAR DIAM / 23.8  
COLOR / SILVER

MODEL	WIDTH	DROP	REACH	WEIGHT
B123-34	340	170	108	700 g
B123-35	350			710 g
B123-36	360			720 g
B123-37	370			730 g
B123-38	380			740 g
B123-39	390			750 g
B123-40	400			760 g



## B123AA

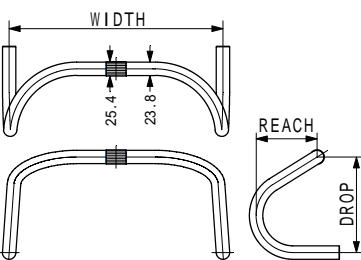


MATERIAL / HEAT TREATED ALUMINUM  
CENTER DIAM / 25.4  
BAR DIAM / 23.8  
COLOR / SILVER ANODIZED

MODEL	WIDTH	DROP	REACH	WEIGHT
B123AA-35	350	175	95	325 g
B123AA-36	360			330 g
B123AA-37	370			335 g
B123AA-38	380			340 g
B123AA-39	390			345 g
B123AA-40	400			350 g



## B123Cr.Mo.

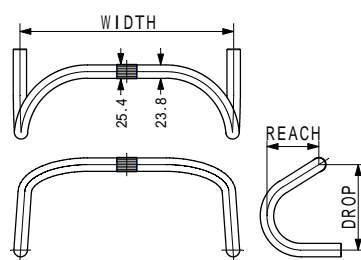


MATERIAL / CrMo STEEL TUBE  
CENTER DIAM / 25.4  
BAR DIAM / 23.8  
COLOR / SILVER

MODEL	WIDTH	DROP	REACH	WEIGHT
B123CrMo-34	340	170	108	665 g
B123CrMo-35	350			675 g
B123CrMo-36	360			685 g
B123CrMo-37	370			695 g
B123CrMo-38	380			705 g
B123CrMo-39	390			715 g
B123CrMo-40	400			725 g
B123CrMo-41	410			735 g
B123CrMo-42	420			745 g



## B125 Steel

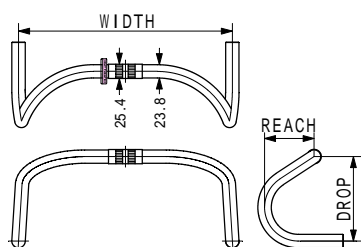


MATERIAL / STEEL TUBE  
CENTER DIAM / 25.4  
BAR DIAM / 23.8  
COLOR / SILVER

MODEL	WIDTH	DROP	REACH	WEIGHT
B125-36	360	152	92	660 g
B125-37	370			670 g
B125-38	380			680 g
B125-39	390			690 g
B125-40	400			700 g
B125-41	410			710 g
B125-42	420			720 g



## B125AA



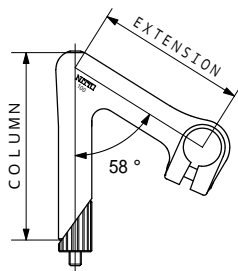
MATERIAL / HEAT TREATED ALUMINUM  
CENTER DIAM / 25.4  
BAR DIAM / 23.8  
COLOR / SILVER ANODIZED

MODEL	WIDTH	DROP	REACH	WEIGHT
B125AA-35	350	150	88	305 g
B125AA-36	360			310 g
B125AA-37	370			315 g
B125AA-38	380			320 g
B125AA-39	390			325 g
B125AA-40	400			330 g

# Track Racing



## N.J.PRO AA

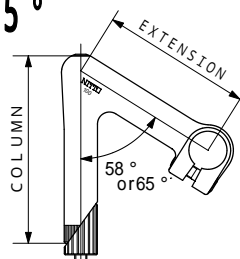


MATERIAL / FORGED ALUMINUM  
BAR CLAMP / 25.4mm  
POST DIAM / 22.2mm  
COLOR / SILVER ANODIZED

MODEL	EXTENSION	COLUMN	WEIGHT
N.J.PRO AA 80	80	125	280g
N.J.PRO AA 90	90		290g
N.J.PRO AA 100	100		300g
N.J.PRO AA 110	110		310g
N.J.PRO AA 120	120		320g



## N.J.PRO 58°, 65°

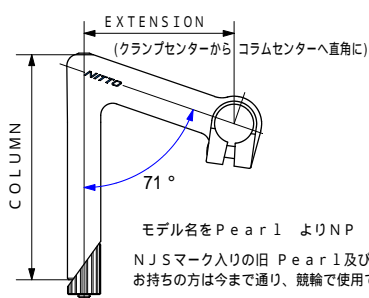


MATERIAL / FORGED STEEL  
BAR CLAMP / 25.4mm  
POST DIAM / 22.2mm  
COLOR / SILVER

MODEL	EXTENSION	COLUMN	WEIGHT
N.J.PRO 70	70	125	365g
N.J.PRO 75	75		373g
N.J.PRO 80	80		380g
N.J.PRO 85	85		388g
N.J.PRO 90	90		395g
N.J.PRO 95	95		402g
N.J.PRO 100	100		410g
N.J.PRO 105	105		418g
N.J.PRO 110	110		426g
N.J.PRO 115	115		434g
N.J.PRO 120	120		442g
N.J.PRO 125	125		450g
N.J.PRO 130	130		458g
N.J.PRO 135	135		467g
N.J.PRO 140	140	475g	



## NP



モデル名を Pearl より NP に変更いたします。  
NJSマーク入りの旧 Pearl 及び Pearl を、  
お持ちの方は今まで通り、競輪で使用できます。

MODEL	EXTENSION	COLUMN	WEIGHT
NP 8	80	150	300g
NP 9	90		315g
NP 10	100		330g
NP 11	110		345g
NP 12	120		360g

MATERIAL / FORGED ALUMINUM  
BAR CLAMP / 25.4mm  
POST DIAM / 22.2mm  
COLOR / SILVER ANODIZED

## NJ-89



## NJS girls keirin stem

MATERIAL / FORGED ALUMINUM  
BAR CLAMP / 25.4mm  
POST CLAMP / 28.6mm  
ANGLE / 73°  
COLOR / SILVER ANODIZED



MODEL	EXTENSION	WEIGHT
NJ-89 60	60	140g
NJ-89 70	70	144g
NJ-89 80	80	148g
NJ-89 90	90	152g
NJ-89 100	100	156g
NJ-89 110	110	160g
NJ-89 120	120	164g

for B123AA, B125AA  
適用ハンドルバー B123AA, B125AA

## TRACK RACING SEAT POST

Two-Bolt type, tighten from bottom of the clamp.

トラックレース用 シートピラー  
2本のボルトで下から締める構造



## NJ·SP72-W44

MATERIAL / FORGED ALUMINUM  
POST DIAM / 27.2  
/ 27.0  
/ 26.8  
LENGTH / 210, 250mm  
SADDLE RAIL WIDTH / 44mm  
OFFSET / 22mm  
WEIGHT / 270, 290g  
COLOR / SILVER ANODIZED



## NJ·SP72-W30

MATERIAL / FORGED ALUMINUM  
POST DIAM / 27.2  
/ 27.0  
/ 26.8  
LENGTH / 210, 250mm  
SADDLE RAIL WIDTH / 30mm  
OFFSET / 22mm  
WEIGHT / 245, 265g  
COLOR / SILVER ANODIZED





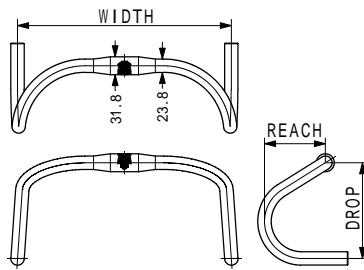
# Track Racing

# Over sized



## B123CrMo-SSB

MATERIAL / CrMo STEEL TUBE  
 CENTER DIA / 31.8  
 BAR DIA / 23.8  
 COLOR / SILVER

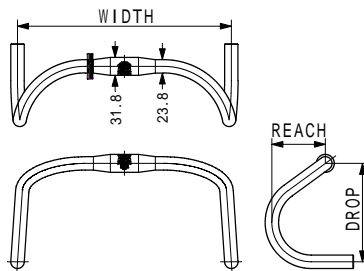


MODEL	WIDTH	DROP	REACH	WEIGHT
B123CrMo-SSB 370	370	170	108	560 g
B123CrMo-SSB 380	380			570 g
B123CrMo-SSB 390	390			580 g
B123CrMo-SSB 400	400			590 g
B123CrMo-SSB 420	420			600 g



## B123AA-SSB

MATERIAL / HEAT TREATED ALUMINUM  
 CENTER DIA / 31.8  
 BAR DIA / 23.8  
 COLOR / SILVER ANODIZED



MODEL	WIDTH	DROP	REACH	WEIGHT
B123AA-SSB 370	370	175	95	340 g
B123AA-SSB 380	380			345 g
B123AA-SSB 390	390			350 g
B123AA-SSB 400	400			355 g
B123AA-SSB 420	420			360 g



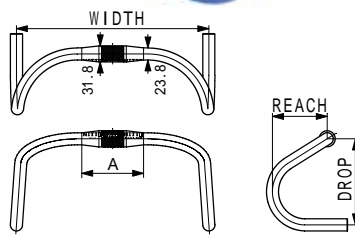
# CARBON DROPBAR

## B 1 2 3 C B ( 3 1 . 8 )

### CARBON DROPBAR (for TRACK)




MATERIAL / CARBON FIBER  
 CENTER DIAM / 31.8  
 BAR DIAM / 23.8  
 COLOR / BLACK /BLUE



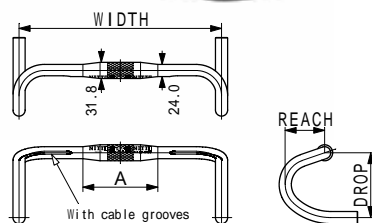
MODEEL	WIDTH	A	DROP	REACH	WEIGHT
B123CB W380	380	122	170	108	247 g
B123CB W390	390	132			252 g
B123CB W400	400	142			257 g

## Mod.90 SSB (31.8)

### CARBON DROPBAR (for ROAD)



MATERIAL / CARBON FIBER  
 CENTER DIAM / 31.8  
 BAR DIAM / 24.0  
 COLOR / BLACK



MODEEL	WIDTH	A	DROP	REACH	WEIGHT
Mod.90 SSB W400	400	148	128	78	243 g

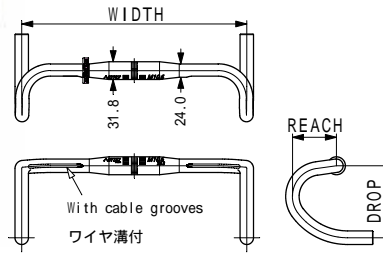


# Road Racing



## M106SSB(31.8)

MATERIAL / HEAT TREATED ALUMINUM  
 CENTER DIAM / 31.8  
 BAR DIAM / 24.0  
 COLOR / SILVER / BLACK ANODIZED

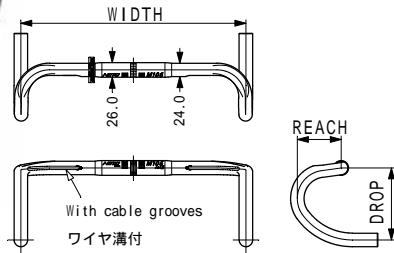


MODEL	WIDTH	DROP	REACH	WEIGHT
M106SSB-380	380	128	78	330 g
M106SSB-400	400			340 g
M106SSB-420	420			350 g



## M106NAS

MATERIAL / HEAT TREATED ALUMINUM  
 CENTER DIAM / 26.0  
 BAR DIAM / 24.0  
 COLOR / SILVER / BLACK ANODIZED

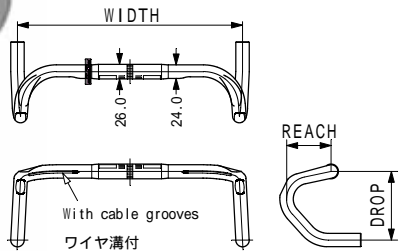


MODEL	WIDTH	DROP	REACH	WEIGHT
M106NAS-380	380	128	78	300 g
M106NAS-400	400			310 g
M106NAS-420	420			320 g



## M186STI

MATERIAL / HEAT TREATED ALUMINUM  
 CENTER DIAM / 26.0  
 BAR DIAM / 24.0  
 COLOR / SILVER / BLACK ANODIZED

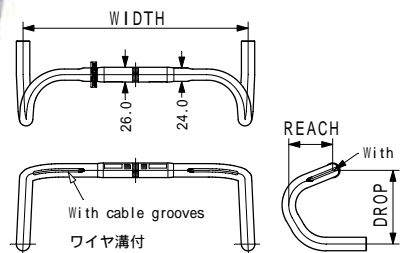


MODEL	WIDTH	DROP	REACH	WEIGHT
M186STI-380	380	122	80	300 g
M186STI-400	400			305 g
M186STI-420	420			310 g



## M190Euro80

MATERIAL / HEAT TREATED ALUMINUM  
 CENTER DIAM / 26.0  
 BAR DIAM / 24.0  
 COLOR / SILVER ANODIZED



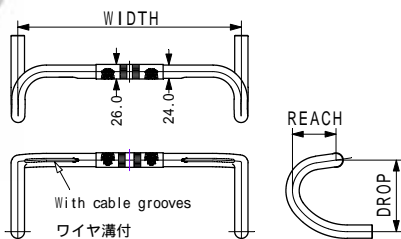
MODEL	WIDTH	DROP	REACH	WEIGHT
M190Euro80-380	380	131	80	310 g
M190Euro80-400	400			315 g
M190Euro80-420	420			320 g

With cable grooves ワイヤ溝付  
 With double cable grooves 前後ワイヤ溝付



## M151AAF

MATERIAL / ALUMINUM  
 CENTER DIAM / 26.0  
 BAR DIAM / 24.0  
 COLOR / SILVER ANODIZED



MODEL	WIDTH	DROP	REACH	WEIGHT
M151AAF-380	380	128	78	325 g
M151AAF-400	400			330 g
M151AAF-420	420			335 g
M151AAF-440	440			365 g
M151AAF-460	460			370 g

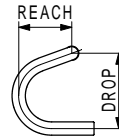
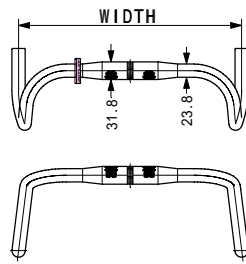


# Road Racing

## B105AA-SSB

MATERIAL / HEAT TREATED ALUMINUM  
 CENTER DIAM / 31.8  
 BAR DIAM / 23.8  
 COLOR / SILVER / BLACK ANODIZED

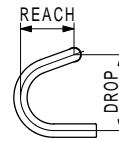
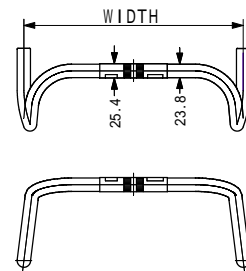
MODEL	WIDTH	DROP	REACH	WEIGHT
B105AA-SSB-400	400	135	95	360 g
B105AA-SSB-420	420			370 g
B105AA-SSB-440	440			380 g



## B105AA

MATERIAL / ALUMINUM  
 CENTER DIAM / 25.4  
 BAR DIAM / 23.8  
 COLOR / SILVER ANODIZED

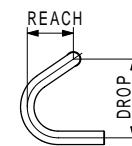
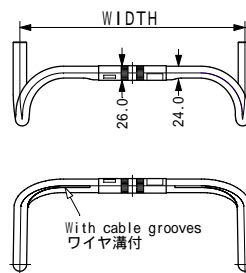
MODEL	WIDTH	DROP	REACH	WEIGHT
B105AA-370	370	135	95	300 g
B105AA-380	380			305 g
B105AA-390	390			310 g
B105AA-400	400			315 g
B105AA-410	410			320 g
B105AA-420	420			325 g



## Neat Mod.185

MATERIAL / ALUMINUM  
 CENTER DIAM / 26.0  
 BAR DIAM / 24.0  
 COLOR / SILVER ANODIZED

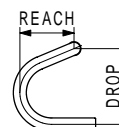
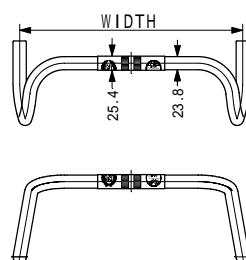
MODEL	WIDTH	DROP	REACH	WEIGHT
Neat Mod.185-380	380	140	82	330 g
Neat Mod.185-400	400			340 g
Neat Mod.185-420	420			350 g



## B115AA

MATERIAL / ALUMINUM  
 CENTER DIAM / 25.4  
 BAR DIAM / 23.8  
 COLOR / SILVER ANODIZED

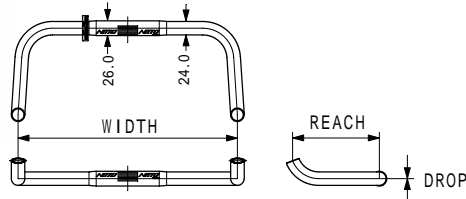
MODEL	WIDTH	DROP	REACH	WEIGHT
B115AA-380	380	140	100	315 g
B115AA-400	400			325 g
B115AA-420	420			335 g
B115AA-440	440			390 g
B115AA-450	450			395 g





## RB-018

MATERIAL / HEAT TREATED ALUMINUM  
 CENTER DIAM / 26.0  
 BAR DIAM / 24.0  
 COLOR / LIGHT GRAY ANODIZED

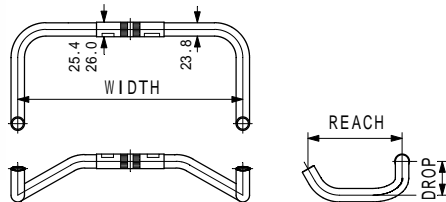


MODEL	WIDTH	DROP	REACH	WEIGHT
RB-018-380	380	0	154	260 g
RB-018-390	390			265 g
RB-018-400	400			270 g
RB-018-420	420			275 g



## RB-021

MATERIAL / ALUMINUM  
 CENTER DIAM / 25.4/ 26.0  
 BAR DIAM / 23.8  
 COLOR / SILVER ANODIZED

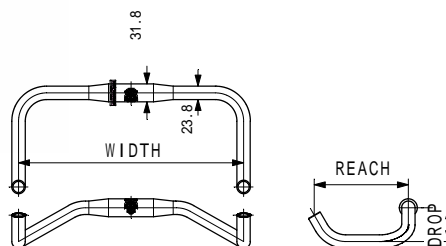


MODEL	WIDTH	DROP	REACH	WEIGHT
RB-021-380	380	60	167	265 g
RB-021-400	400			270 g
RB-021-420	420			275 g



## RB-021-SSB

MATERIAL / HEAT TREATED ALUMINUM  
 CENTER DIAM / 31.8  
 BAR DIAM / 23.8  
 COLOR / SILVER ANODIZED

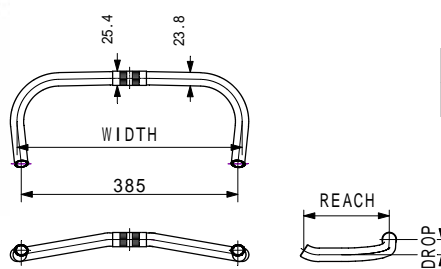


MODEL	WIDTH	DROP	REACH	WEIGHT
RB-021AA-SSB-380	380	60	167	275 g
RB-021AA-SSB-400	400			280 g
RB-021AA-SSB-420	420			285 g



## RB-010

MATERIAL / ALUMINUM  
 CENTER DIAM / 25.4  
 BAR DIAM / 23.8  
 COLOR / SILVER / BLACK ANODIZED



MODEL	WIDTH	DROP	REACH	WEIGHT
RB-010	400	27	152	295 g



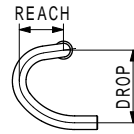
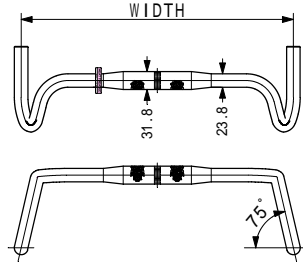
# Gravel Road



## M137 SSB

MATERIAL / HEAT TREATED ALUMINUM  
 CENTER DIAM / 31.8  
 BAR DIAM / 23.8  
 COLOR / SILVER / BLACK ANODIZED

MODEL	WIDTH	DROP	REACH	WEIGHT
M137 SSB-480	480	128	78	365 g
M137 SSB-500	500			375 g
M137 SSB-520	520			385 g
M137 SSB-540	540			400 g

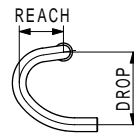
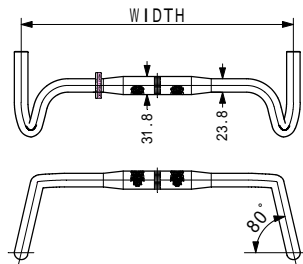


NEW

## M139 SSB

MATERIAL / HEAT TREATED ALUMINUM  
 CENTER DIAM / 31.8  
 BAR DIAM / 23.8  
 COLOR / SILVER / BLACK ANODIZED

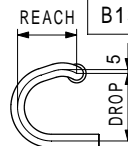
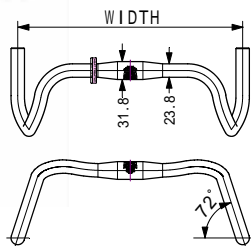
MODEL	WIDTH	DROP	REACH	WEIGHT
M139 SSB-480	480	128	80	390 g
M139 SSB-500	500			400 g
M139 SSB-520	520			410 g
M139 SSB-540	540			420 g



## B135AA-SSB

MATERIAL / HEAT TREATED ALUMINUM  
 CENTER DIAM / 31.8  
 BAR DIAM / 23.8  
 COLOR / SILVER ANODIZED

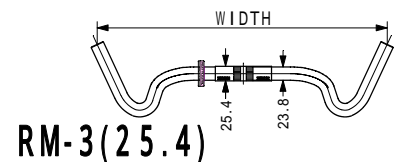
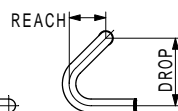
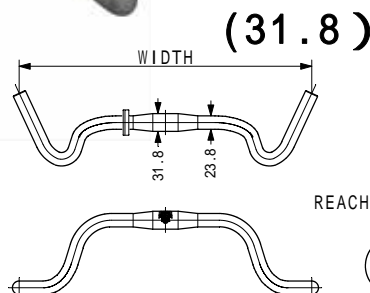
MODEL	WIDTH	DROP	REACH	WEIGHT
B135AA-SSB-390	390	120	105	330 g
B135AA-SSB-420	420			340 g
B135AA-SSB-450	450			350 g



## RM-3 SSB

MATERIAL / HEAT TREATED ALUMINUM  
 CENTER DIAM / 31.8  
 BAR DIAM / 23.8  
 COLOR / SILVER ANODIZED

MODEL	WIDTH	DROP	REACH	WEIGHT
RM-3 SSB-520	520	120	65	285 g
RM-3 SSB-540	540			305 g
RM-3 SSB-580	580			325 g



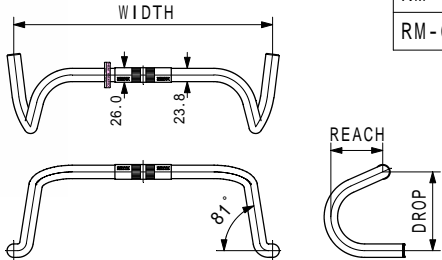
## RM-3(25.4)

## RM-013HT



MATERIAL / HEAT TREATED ALUMINUM  
 CENTER DIAM / 26.0  
 BAR DIAM / 23.8  
 COLOR / SILVER

MODEL	WIDTH	DROP	REACH	WEIGHT
RM-013HT-460	460	140	92	410 g
RM-013HT-480	480			420 g
RM-013HT-520	520			430 g

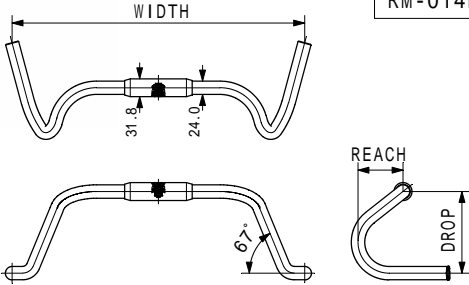


## RM-014FSSB (31.8)



MATERIAL / ALUMINUM  
 CENTER DIAM / 31.8  
 BAR DIAM / 24.0  
 COLOR / SILVER

MODEL	WIDTH	DROP	REACH	WEIGHT
RM-014FSSB-500	500	145	80	440 g
RM-014FSSB-520	520			450 g
RM-014FSSB-540	540			460 g

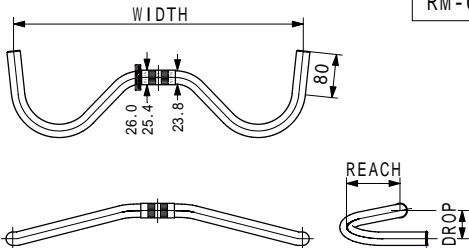


## RM-016



MATERIAL / HEAT TREATED ALUMINUM  
 CENTER DIAM / 25.4 or 26.0  
 BAR DIAM / 23.8  
 COLOR / SILVER ANODIZED

MODEL	WIDTH	DROP	REACH	WEIGHT
RM-016-26.0	515	50	95	370 g
RM-016-25.4				

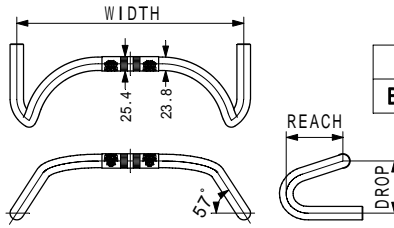




# Touring



## B130AAF

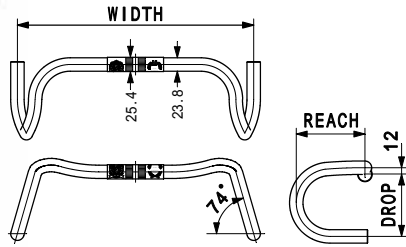


MATERIAL / ALUMINUM  
 CENTER DIAM / 25.4  
 BAR DIAM / 23.8  
 COLOR / SILVER ANODIZED

MODEL	WIDTH	DROP	REACH	WEIGHT
B130AAF-400	400	92	100	300 g



## B132AAF

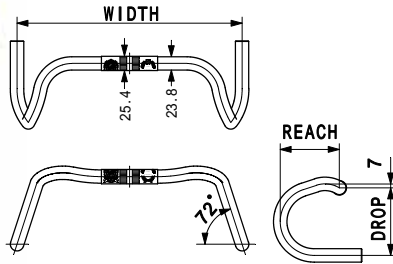


MATERIAL / ALUMINUM  
 CENTER DIAM / 25.4  
 BAR DIAM / 23.8  
 COLOR / SILVER ANODIZED

MODEL	WIDTH	DROP	REACH	WEIGHT
B132AAF-390	390	110	122	310 g
B132AAF-400	400			315 g
B132AAF-410	410			340 g
B132AAF-420	420			345 g
B132AAF-440	440			380 g
B132AAF-450	450			390 g



## B135AA

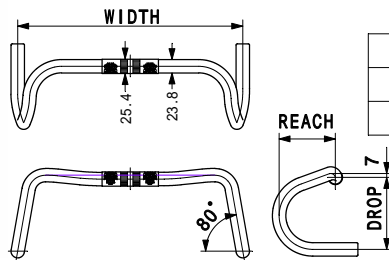


MATERIAL / ALUMINUM  
 CENTER DIAM / 25.4  
 BAR DIAM / 23.8  
 COLOR / SILVER ANODIZED

MODEL	WIDTH	DROP	REACH	WEIGHT
B135AA-390	390	120	105	300 g
B135AA-420	420			315 g
B135AA-450	450			375 g
B135AA-480	480			395 g



## B136AA

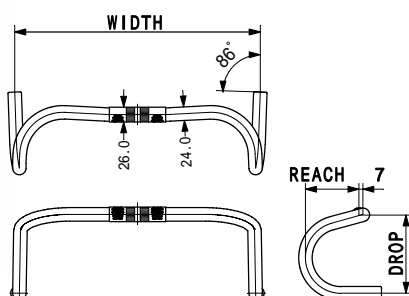


MATERIAL / ALUMINUM  
 CENTER DIAM / 25.4  
 BAR DIAM / 23.8  
 COLOR / SILVER ANODIZED

MODEL	WIDTH	DROP	REACH	WEIGHT
B136AA-400	400	128	100	315 g
B136AA-420	420			320 g



## Mod.177



MATERIAL / ALUMINUM  
 CENTER DIAM / 26.0  
 BAR DIAM / 24.0  
 COLOR / SILVER ANODIZED

MODEL	WIDTH	DROP	REACH	WEIGHT
Mod.177-400	400	140	95	330 g
Mod.177-420	420			340 g
Mod.177-440	440			350 g

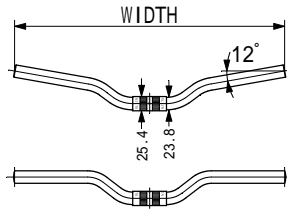
MATERIAL / HEAT TREATED ALUMINUM  
 CENTER DIAM / 26.0  
 BAR DIAM / 23.8  
 COLOR / SILVER ANODIZED

MODEL	WIDTH	DROP	REACH	WEIGHT
Mod.177-460	460	140	95	375 g
Mod.177-480	480			385 g



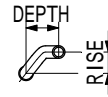
# Urban Cycles

## B260AAF

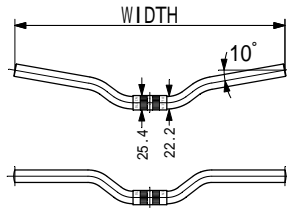


MATERIAL / ALUMINUM  
 CENTER DIAM / 25.4 mm  
 BAR DIAM / 23.8 mm  
 BACK SWEEP / 12°  
 COLOR / SILVER ANODIZED

MODEL	WIDTH	RISE	DEPTH	WEIGHT
B260AAF	480	35	58	210 g

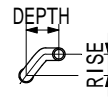


## B220AAF

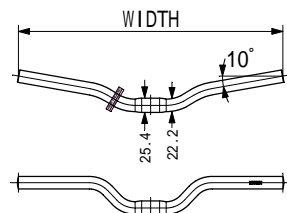



MATERIAL / ALUMINUM  
 CENTER DIAM / 25.4 mm  
 BAR DIAM / 22.2 mm  
 BACK SWEEP / 10°  
 COLOR / SILVER ANODIZED

MODEL	WIDTH	RISE	DEPTH	WEIGHT
B220AAF	480	38	58	265 g

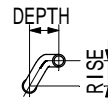


## B221AA-HT

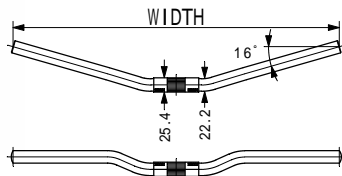



MATERIAL / HEAT TREATED ALUMINUM  
 CENTER DIAM / 25.4 mm  
 BAR DIAM / 22.2 mm  
 BACK SWEEP / 10°  
 COLOR / SILVER ANODIZED

MODEL	WIDTH	RISE	DEPTH	WEIGHT
B221AA-HT	470	45	52	275 g

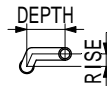


## B230AAF



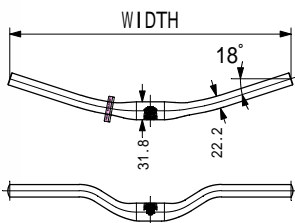
MATERIAL / ALUMINUM  
 CENTER DIAM / 25.4 mm  
 BAR DIAM / 22.2 mm  
 BACK SWEEP / 16°  
 COLOR / SILVER ANODIZED

MODEL	WIDTH	RISE	DEPTH	WEIGHT
B230AAF	580	22	68	310 g



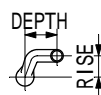
シマノ グリップシフター 装着可

## B267AA-SSB



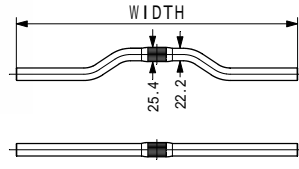
MATERIAL / HEAT TREATED ALUMINUM  
 CENTER DIAM / 31.8 mm  
 BAR DIAM / 22.2 mm  
 BACK SWEEP / 18°  
 COLOR / SILVER / MATTE BLACK ANODIZED

MODEL	WIDTH	RISE	DEPTH	WEIGHT
B267AA - SSB	520	38	57	218 g





## B201AA

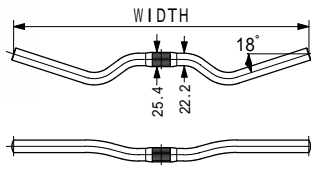


MATERIAL / ALUMINUM  
 CENTER DIAM / 25.4  
 BAR DIAM / 22.2  
 BACK SWEEP / 0°  
 COLOR / SILVER / BLACK ANODIZED

MODEL	WIDTH	RISE	REACH	WEIGHT
B201AA	500	0	35	210 g



## B206AA

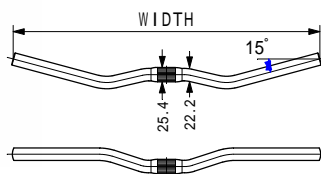


MATERIAL / ALUMINUM  
 CENTER DIAM / 25.4  
 BAR DIAM / 22.2  
 BACK SWEEP / 18°  
 COLOR / SILVER / BLACK ANODIZED

MODEL	WIDTH	RISE	REACH	WEIGHT
B206AA	525	15	34	225 g



## B245AA

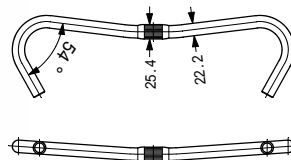


MATERIAL / ALUMINUM  
 CENTER DIAM / 25.4  
 BAR DIAM / 22.2  
 BACK SWEEP / 15°  
 COLOR / SILVER ANODIZED

MODEL	WIDTH	RISE	REACH	WEIGHT
B245AA	545	22	14	270 g

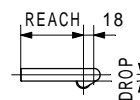


## B261AA



MATERIAL / ALUMINUM  
 CENTER DIAM / 25.4  
 BAR DIAM / 22.2  
 SWEEP / 54°  
 COLOR / SILVER ANODIZED

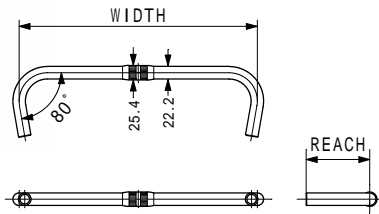
MODEL	WIDTH	DROP	REACH	WEIGHT
B261AA480	480	14	112	275 g



# Urban Cycle Handle bar



**B263AA**

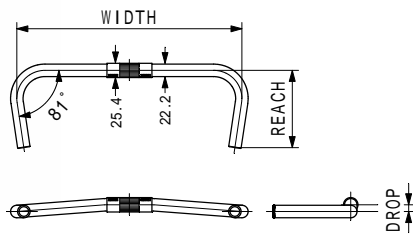


MATERIAL / ALUMINUM  
 CENTER DIAM / 25.4  
 BAR DIAM / 22.2  
 SWEEP / 80°  
 COLOR / SILVER ANODIZED

MODEL	WIDTH	DROP	REACH	WEIGHT
B263AA-340	340	0	112	215 g
B263AA-380	380			270 g
B263AA-420	420			295 g



**RB-006**

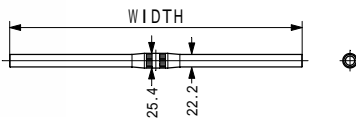


MATERIAL / ALUMINUM  
 CENTER DIAM / 25.4  
 BAR DIAM / 22.2  
 SWEEP / 81°  
 COLOR / SILVER ANODIZED

MODEL	WIDTH	DROP	REACH	WEIGHT
RB-006-380	380	12	137	280 g
RB-006-400	400			290 g
RB-006-420	420			340 g



**B2500AA**

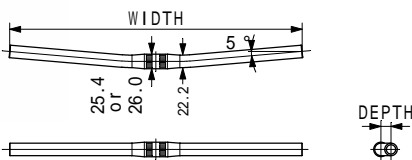


MATERIAL / ALUMINUM  
 CENTER DIAM / 25.4  
 BAR DIAM / 22.2  
 COLOR / SILVER ANODIZED

MODEL	WIDTH	RISE	DEPTH	WEIGHT
B2500AA	500	0	0	210 g



**B2520AA 25**  
**B2520AA 26**

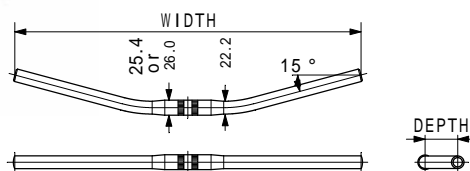


MATERIAL / ALUMINUM  
 COLOR / SILVER / BLACK ANODIZED

MODEL	WIDTH	RISE	DEPTH	WEIGHT
B2520AA 25	520	0	18	225 g
B2520AA 26				



**B2525AA 25**  
**B2525AA 26**



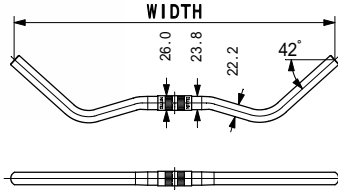
MATERIAL / ALUMINUM  
 COLOR / SILVER ANODIZED

MODEL	WIDTH	RISE	DEPTH	WEIGHT
B2525AA 25	580	0	54	255 g
B2525AA 26				



# Standard Urban Cycle Handle bar

## B2522AA-26(26.0)

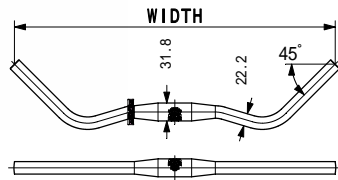


MATERIAL / ALUMINUM  
 CENTER DIAM / 26.0  
 BAR DIAM / 22.2  
 BACK SWEEP / 42 °  
 COLOR / SILVER ANODIZED

MODEL	WIDTH	DROP	REACH	WEIGHT
B2522AA-610	610	0	23	305 g



## B2522AA-SSB(31.8)

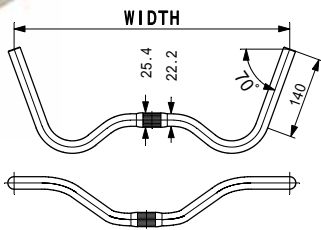


MATERIAL / HEAT TREATED ALUMINUM  
 CENTER DIAM / 31.8mm  
 BAR DIAM / 22.2mm  
 BACK SWEEP / 45 °  
 COLOR / SILVER / BLACK ANODIZED

MODEL	WIDTH	DROP	REACH	WEIGHT
B2522AA-SSB-610	610	0	20	395 g

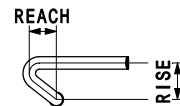


## B302AA

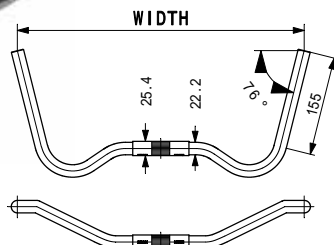


MATERIAL / ALUMINUM  
 CENTER DIAM / 25.4  
 BAR DIAM / 22.2  
 BACK SWEEP / 70 °  
 COLOR / SILVER ANODIZED

MODEL	WIDTH	RISE	REACH	WEIGHT
B302AA	490	65	48	360 g

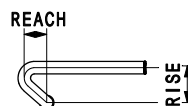


## B304AAF



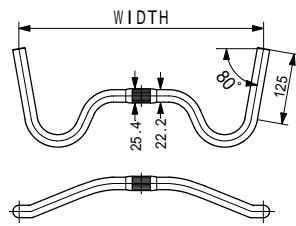
MATERIAL / ALUMINUM  
 CENTER DIAM / 25.4  
 BAR DIAM / 22.2  
 BACK SWEEP / 76 °  
 COLOR / SILVER / BLACK ANODIZED

MODEL	WIDTH	RISE	REACH	WEIGHT
B304AAF	510	40	62	360 g



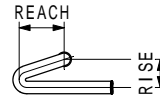
# Urban Cycle Handle bar

## B307AA

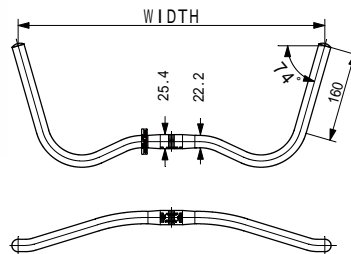


MATERIAL / ALUMINUM  
COLOR / SILVER ANODIZED

MODEL	WIDTH	RISE	REACH	WEIGHT
B307AA	435	50	80	360 g

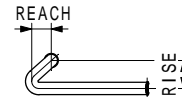


## B352AA-HT

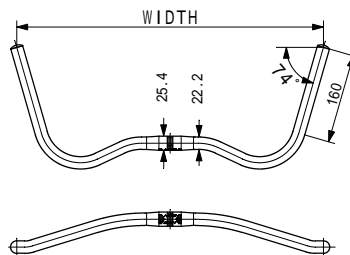


MATERIAL / HEAT TREATED ALUMINUM  
COLOR / SILVER ANODIZED

MODEL	WIDTH	RISE	REACH	WEIGHT
B352AA-HT	550	50	35	315 g

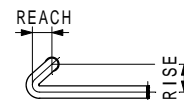


## B352CrMo

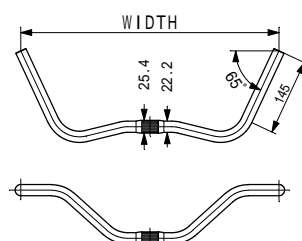


MATERIAL / CrMo  
COLOR / SILVER

MODEL	WIDTH	RISE	REACH	WEIGHT
B352CrMo	550	50	35	555 g

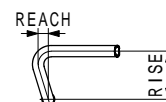


## B483AA



MATERIAL / ALUMINUM  
COLOR / SILVER ANODIZED

MODEL	WIDTH	RISE	REACH	WEIGHT
B483AA	510	95	20	365 g



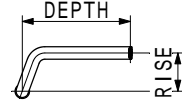
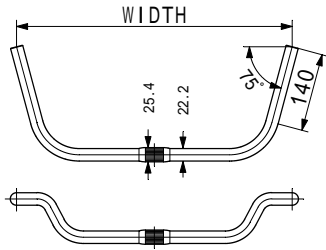


# Urban Cycles

## B602AA

MATERIAL / ALUMINUM  
COLOR / SILVER ANODIZED

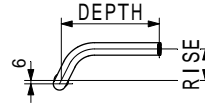
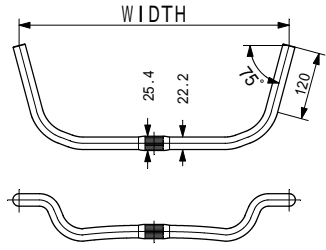
MODEL	WIDTH	RISE	DEPTH	WEIGHT
B602AA	490	68	192	380 g



## B603AA

MATERIAL / ALUMINUM  
COLOR / SILVER ANODIZED

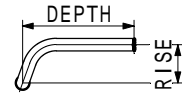
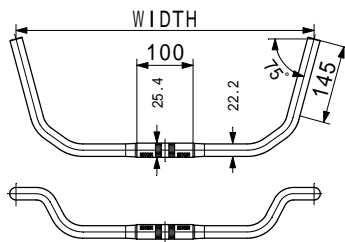
MODEL	WIDTH	RISE	DEPTH	WEIGHT
B603AA	480	56	174	365 g



## B604AAF

MATERIAL / ALUMINUM  
COLOR / SILVER ANODIZED

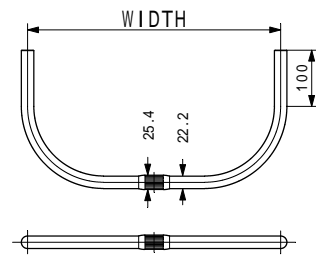
MODEL	WIDTH	RISE	DEPTH	WEIGHT
B604AAF	530	68	198	340 g



## B617AA

MATERIAL / ALUMINUM  
COLOR / SILVER ANODIZED

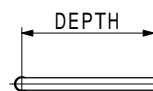
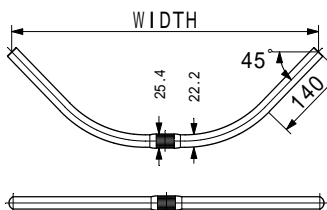
MODEL	WIDTH	RISE	DEPTH	WEIGHT
B617AA	450	0	235	380 g



## B622AA

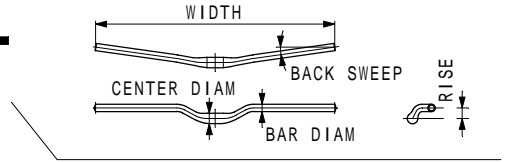
MATERIAL / ALUMINUM  
COLOR / SILVER ANODIZED

MODEL	WIDTH	RISE	DEPTH	WEIGHT
B622AA	550	0	160	320 g





# Mountain Bike



## B801AA-SSB

MATERIAL / HEAT TREATED ALUMINUM  
 CENTER DIAM / 31.8mm  
 BAR DIAM / 22.2mm  
 COLOR / SILVER / BLACK ANODIZED

MODEL	WIDTH	RISE	BACK SWEEP	WEIGHT
B801AA-SSB	730	48	15 °	395 g



## B809AA-SSB

MATERIAL / HEAT TREATED ALUMINUM  
 CENTER DIAM / 31.8mm  
 BAR DIAM / 22.2mm  
 COLOR / SILVER / BLACK ANODIZED

MODEL	WIDTH	RISE	BACK SWEEP	WEIGHT
B809AA-SSB	730	32	8 °	385 g



## B809AA

MATERIAL / HEAT TREATED ALUMINUM  
 CENTER DIAM / 25.4mm  
 BAR DIAM / 22.2mm  
 COLOR / SILVER / BLACK ANODIZED

MODEL	WIDTH	RISE	BACK SWEEP	WEIGHT
B809AA	630	22	10 °	305 g



## B840AA-SSB

MATERIAL / HEAT TREATED ALUMINUM  
 CENTER DIAM / 31.8mm  
 BAR DIAM / 22.2mm  
 COLOR / MATTE BLACK ANODIZED (MATTE Black Only)

MODEL	WIDTH	RISE	BACK SWEEP	WEIGHT
B840AA-SSB	720	21	8 °	298 g



## MT-11

MATERIAL / ALUMINUM  
 EXTENSION / 100mm / 120mm  
 ANGLE / 15 ° UP / 10 ° UP  
 BAR CLAMP / 25.4mm / 25.4mm  
 POST DIAM / 25.4mm / 25.4mm  
 POST LENGTH / 140mm / 140mm  
 WEIGHT / 330 g / 370 g  
 COLOR / SILVER



## Dy

MATERIAL / ALUMINUM  
 EXTENSION / 120mm  
 ANGLE / 90 °  
 BAR CLAMP / 25.4mm  
 POST DIAM / 22.2mm  
 POST LENGTH / 140mm  
 WEIGHT / 360 g  
 COLOR / SILVER



# Road Racing

**UI-26EX** (SILVER)

**UI-26**

MATERIAL / FORGED ALUMINUM

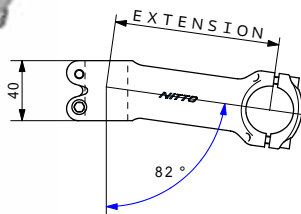
BAR CLAMP / 31.8 mm

POST CLAMP / 28.6 mm



**UI-26BX**  
(SHINY BLACK)

31.8



MODEL	EXTENSION	WEIGHT
UI-26-60	60	140 g
UI-26-70	70	145 g
UI-26-80	80	150 g
UI-26-90	90	155 g
UI-26-100	100	160 g
UI-26-110	110	165 g
UI-26-120	120	170 g

**UI-27BX** (SHINY BLACK)

**UI-27**

MATERIAL / FORGED ALUMINUM

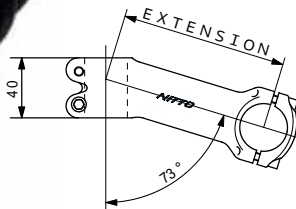
BAR CLAMP / 31.8 mm

POST CLAMP / 28.6 mm



**UI-27EX** (SILVER)

31.8



MODEL	EXTENSION	WEIGHT
UI-27-70	70	155 g
UI-27-80	80	160 g
UI-27-90	90	165 g
UI-27-100	100	170 g
UI-27-110	110	175 g
UI-27-120	120	180 g

**UI-81EX** (SILVER)

**UI-81**

MATERIAL / FORGED ALUMINUM

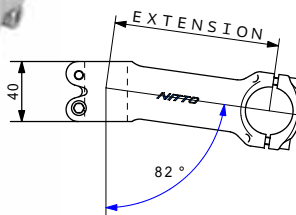
BAR CLAMP / 26.0 mm

POST CLAMP / 28.6 mm

25.4mm Shim Attachment



**UI-81BX**  
(SHINY BLACK)



MODEL	EXTENSION	WEIGHT
UI-81-60	60	145 g
UI-81-70	70	150 g
UI-81-80	80	155 g
UI-81-90	90	160 g
UI-81-100	100	165 g
UI-81-110	110	170 g
UI-81-120	120	175 g

**UI-82BX** (SHINY BLACK)

**UI-82**

MATERIAL / FORGED ALUMINUM

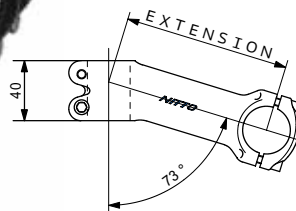
BAR CLAMP / 26.0 mm

POST CLAMP / 28.6 mm

25.4mm Shim Attachment



**UI-82EX** (SILVER)



MODEL	EXTENSION	WEIGHT
UI-82-60	60	145 g
UI-82-70	70	150 g
UI-82-80	80	155 g
UI-82-90	90	160 g
UI-82-100	100	165 g
UI-82-110	110	170 g
UI-82-120	120	175 g



MATERIAL / FORGED ALUMINUM

BAR CLAMP / 25.4 mm

POST CLAMP / 28.6 mm

MODEL	EXTENSION	WEIGHT
UI-75- 60	60	130 g
UI-75- 70	70	135 g
UI-75- 80	80	140 g
UI-75- 90	90	145 g
UI-75-100	100	150 g
UI-75-110	110	155 g
UI-75-120	120	160 g



MATERIAL / FORGED ALUMINUM

BAR CLAMP / 25.4 mm

POST CLAMP / 28.6 mm

MODEL	EXTENSION	WEIGHT
UI-76- 60	60	145 g
UI-76- 70	70	150 g
UI-76- 80	80	155 g
UI-76- 90	90	160 g
UI-76-100	100	165 g
UI-76-110	110	170 g
UI-76-120	120	175 g



**MTC-021**

**MTC-022**

**MTC-024**

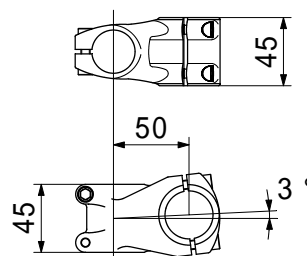
**MTC-024-225**

MATERIAL / ALUMINUM

COLOR / SILVER ANODIZED

	UPPER	LOWER	POST LENGTH	WEIGHT
MTC-021	25.4mm	22.2mm	130mm	170 g
MTC-022	28.6mm	25.4mm	130mm	180 g
MTC-024	28.6mm	22.2mm	130mm	180 g
MTC-024-225 ( 28.6-22.2 )			225mm	250 g

**MT-8EX** EX(SILVER)  
**MT-8BX** BX(SHINY BLACK)  
**MT-8GX** GX(SHINY GRAY)



MATERIAL / FORGED ALUMINUM

EXTENSION / 50 mm

BAR CLAMP / 31.8 mm

POST CLAMP / 28.6 mm

ANGLE / 3°

WEIGHT / 185 g

COLOR / SILVER(EX) ANODIZED

/ BLACK(BX) ANODIZED

/ GRAY(GX) ANODIZED



# Road Racing

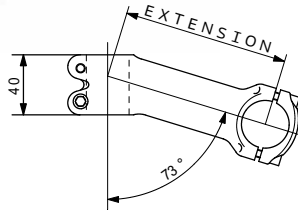
**UI-22BX** (BLACK)



**UI-22EX** (SILVER)



31.8



**UI-22**

MATERIAL / FORGED ALUMINUM

BAR CLAMP / 31.8 mm

POST CLAMP / 28.6 mm

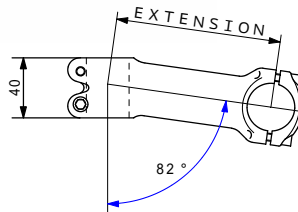
MODEL	EXTENSION	COLOR	WEIGHT
UI-22-70	70	EX	155g
		BX	
UI-22-80	80	BX	160g
UI-22-110	110	BX	175g
UI-22-120	120	EX	180g
		BX	

**UI-85EX** (SILVER)



**UI-85BX**

(SHINY BLACK)



**UI-85**

MATERIAL / FORGED ALUMINUM

BAR CLAMP / 26.0 mm

POST CLAMP / 28.6 mm

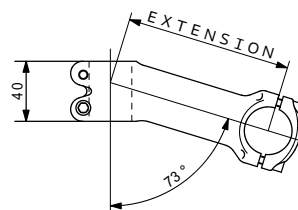
25.4mm Shim Attachment

MODEL	EXTENSION	COLOR	WEIGHT
UI-85-60	60	BX	145g
UI-85-70	70	EX	150g
		BX	
UI-85-80	80	BX	155g
UI-85-100	100	BX	165g
UI-85-110	110	EX	170g
		BX	
UI-85-120	120	EX	175g
		BX	

**UI-86BX** (SHINY BLACK)



**UI-86EX** (SILVER)



**UI-86**

MATERIAL / FORGED ALUMINUM

BAR CLAMP / 26.0 mm

POST CLAMP / 28.6 mm

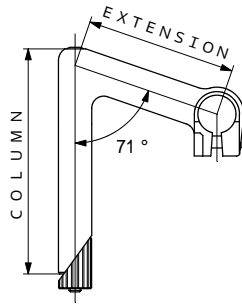
25.4mm Shim Attachment

MODEL	EXTENSION	COLOR	WEIGHT
UI-86-60	60	EX	145g
		BX	
UI-86-70	70	EX	150g
		BX	
UI-86-80	80	BX	155g
UI-86-90	90	BX	160g
UI-86-100	100	BX	165g
UI-86-110	110	BX	170g
UI-86-120	120	EX	175g
		BX	



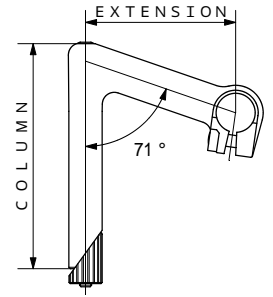
## NP - (60~70)

MATERIAL / FORGED ALUMINUM  
 EXTENSION / 60 · 70mm  
 ANGLE / 71 °  
 BAR CLAMP / 25.4/ 26.0mm 1  
 POST DIAM / 22.2mm  
 POST LENGTH / 150mm  
 WEIGHT / 280 ~ 290g  
 COLOR / SILVER ANODIZED



## NP - (80~120)

MATERIAL / FORGED ALUMINUM  
 EXTENSION / 80 ~ 120mm / every 10mm  
 ANGLE / 71 °  
 BAR CLAMP / 25.4/ 26.0mm 1  
 POST DIAM / 22.2mm  
 POST LENGTH / 150mm  
 WEIGHT / 300 ~ 360g  
 COLOR / SILVER ANODIZED



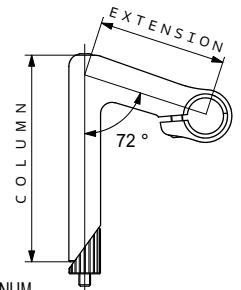
## NTC - (50~130)-150

MATERIAL / FORGED ALUMINUM  
 EXTENSION / 50 ~ 130mm  
 every 10mm  
 ANGLE / 71 °  
 BAR CLAMP / 25.4mm  
 POST DIAM / 22.2mm  
 POST LENGTH / 150mm  
 WEIGHT / 280 ~ 360 g  
 COLOR / SILVER



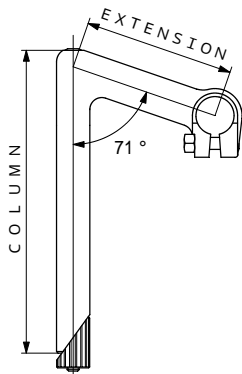
## NTC - A (80~120)

MATERIAL / FORGED ALUMINUM  
 EXTENSION / 80 ~ 120mm  
 /every 10mm  
 ANGLE / 72 °  
 BAR CLAMP / 25.4/ 26.0mm 2  
 POST DIAM / 22.2mm  
 POST LENGTH / 145mm  
 WEIGHT / 300 ~ 340 g  
 COLOR / SILVER ANODIZED



## NTC - (50~130)-225

MATERIAL / FORGED ALUMINUM  
 EXTENSION / 50 ~ 130mm  
 / every 10mm  
 ANGLE / 71 °  
 BAR CLAMP / 25.4mm  
 POST DIAM / 22.2mm  
 POST LENGTH / 225mm  
 WEIGHT / 340 ~ 420 g  
 COLOR / SILVER



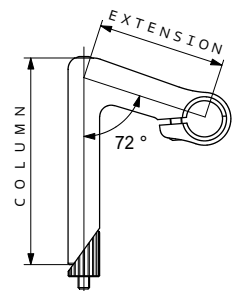
## NTC - (50~100)-280

MATERIAL / FORGED ALUMINUM  
 EXTENSION / 50 ~ 100mm  
 / every 10mm  
 ANGLE / 71 °  
 BAR CLAMP / 25.4mm  
 POST DIAM / 22.2mm  
 POST LENGTH / 280mm  
 WEIGHT / 375 ~ 425 g  
 COLOR / SILVER



## NY3 (70·100)

MATERIAL / ALUMINUM  
 EXTENSION / 70 · 100mm  
 ANGLE / 72 °  
 BAR CLAMP / 25.4mm  
 POST DIAM / 22.2mm  
 POST LENGTH / 160mm  
 WEIGHT / 300 ~ 360 g  
 COLOR / SILVER



1 It is difficult to assemble anatomic shape handlebar such as M106NAS on this stem, even with stem wrench.

1 アナトミックのタイプのバー及びM106NASには、オープンスパナ(組立工具)を使用しても、組立てが非常に困難です。

2 Because of clamp shape anatomic type bent bars cannot be installed.

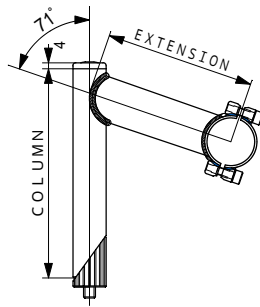
2 アナトミックのタイプのバー及びM106NASには、組付られません。



# Road Racing



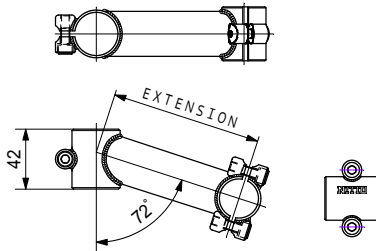
## UI-12



MATERIAL / CrMo  
 BAR CLAMP / 31.8  
 POST DIAM / 22.2  
 COLOR / SILVER

MODEL	EXTENSION	COLUMN	WEIGHT
UI-12 - 60	60	140	310 g
UI-12 - 70	70		320 g
UI-12 - 80	80		330 g
UI-12 - 90	90		340 g
UI-12 - 100	100		350 g
UI-12 - 110	110		360 g
UI-12 - 120	120		370 g

## Clamp On UI-2

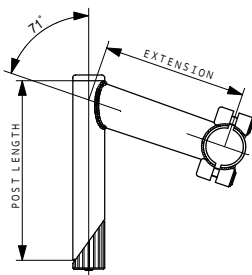


MATERIAL / CrMo  
 BAR CLAMP / 26.0  
 POST CLAMP / 28.6  
 COLOR / SILVER

MODEL	EXTENSION	WEIGHT
Clamp On UI-2 - 60	60	168 g
Clamp On UI-2 - 70	70	175 g
Clamp On UI-2 - 80	80	182 g
Clamp On UI-2 - 90	90	189 g
Clamp On UI-2 - 100	100	196 g
Clamp On UI-2 - 110	110	203 g
Clamp On UI-2 - 120	120	210 g



## UI-2



MATERIAL / CrMo  
 BAR CLAMP / 26.0  
 POST DIAM / 22.2  
 COLOR / SILVER

MODEL	EXTENSION	COLUMN	WEIGHT
UI-2 - 60	60	115	252 g
UI-2 - 70	70	125	270 g
UI-2 - 80	80		278 g
UI-2 - 90	90	137	300 g
UI-2 - 100	100		308 g
UI-2 - 110	110		316 g
UI-2 - 120	120		329 g

Blue



## T Shirt

Black



American size  
 S , M , L

Not made in Japan



## MT-10DX -80

MATERIAL / FORGED ALUMINUM  
 EXTENSION / 80mm  
 ANGLE / 35 ° UP  
 BAR CLAMP / 26.0mm  
 POST DIAM / 22.2mm  
 POST LENGTH / 190mm  
 WEIGHT / 340 g  
 COLOR / SILVER ANODIZED



## MT-10DX -100

MATERIAL / FORGED ALUMINUM  
 EXTENSION / 100mm  
 ANGLE / 35 ° UP  
 BAR CLAMP / 26.0mm  
 POST DIAM / 22.2mm  
 POST LENGTH / 190mm  
 WEIGHT / 360 g  
 COLOR / SILVER ANODIZED

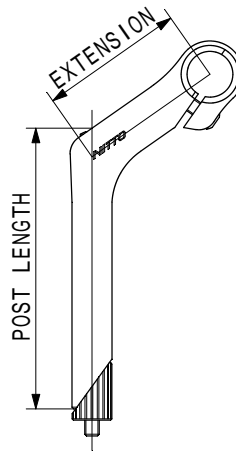


## MT-10-80

MATERIAL / FORGED ALUMINUM  
 EXTENSION / 80mm  
 ANGLE / 35 ° UP  
 BAR CLAMP / 25.4mm  
 POST DIAM / 22.2mm  
 POST LENGTH / 160 / 225mm  
 WEIGHT / 325 / 358 g  
 COLOR / SILVER

## MT-10 -100

MATERIAL / FORGED ALUMINUM  
 EXTENSION / 100mm  
 ANGLE / 35 ° UP  
 BAR CLAMP / 25.4mm  
 POST DIAM / 22.2mm  
 POST LENGTH / 160 / 225mm  
 WEIGHT / 345 / 378 g  
 COLOR / SILVER



## FU-82DX -190

MATERIAL / FORGED ALUMINUM  
 EXTENSION / 80mm  
 ANGLE / 30 ° UP  
 BAR CLAMP / 25.4mm  
 POST DIAM / 22.2mm  
 POST LENGTH / 190mm  
 WEIGHT / 330 g  
 COLOR / SILVER ANODIZED



## FU-82-280

MATERIAL / FORGED ALUMINUM  
 EXTENSION / 80mm  
 ANGLE / 30 ° UP  
 BAR CLAMP / 25.4mm  
 POST DIAM / 22.2mm  
 POST LENGTH / 280mm  
 WEIGHT / 400 g  
 COLOR / SILVER

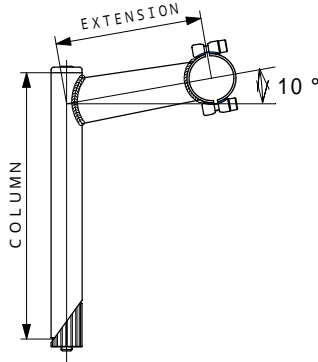




# Gravel Road



## MCR22- 31.8

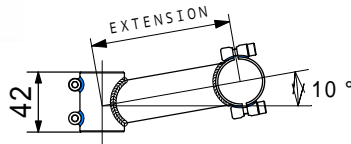


MATERIAL / CrMo  
 BAR CLAMP / 31.8  
 POST DIAM / 22.2  
 COLOR / SILVER

MODEL	EXTENSION	COLUMN	WEIGHT
MCR22- 60- 31.8	60	190	375 g
MCR22- 80- 31.8	80		395 g
MCR22-100- 31.8	100		415 g
MCR22-120- 31.8	120		435 g



## Clamp On MCR22- 31.8

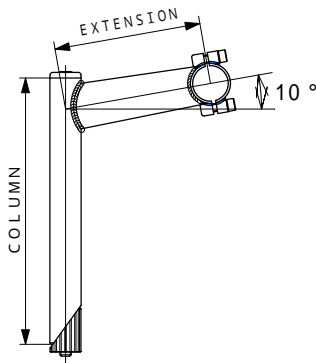


MATERIAL / CrMo  
 BAR CLAMP / 31.8  
 POST CLAMP / 28.6  
 COLOR / SILVER

MODEL	EXTENSION	WEIGHT
Clamp On MCR22- 60- 31.8	60	175 g
Clamp On MCR22- 80- 31.8	80	195 g
Clamp On MCR22-100- 31.8	100	215 g
Clamp On MCR22-120- 31.8	120	235 g



## MCR22- 25.4

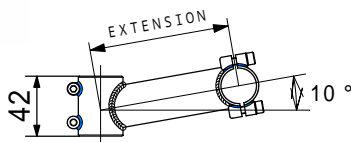


MATERIAL / CrMo  
 BAR CLAMP / 25.4  
 POST DIAM / 22.2  
 COLOR / SILVER

MODEL	EXTENSION	COLUMN	WEIGHT
MCR22- 60- 25.4	60	190	375 g
MCR22- 80- 25.4	80		395 g
MCR22-100- 25.4	100		415 g
MCR22-120- 25.4	120		435 g



## Clamp On MCR22- 25.4



MATERIAL / CrMo  
 BAR CLAMP / 25.4  
 POST CLAMP / 28.6  
 COLOR / SILVER

MODEL	EXTENSION	WEIGHT
Clamp On MCR22- 60- 25.4	60	175 g
Clamp On MCR22- 80- 25.4	80	195 g
Clamp On MCR22-100- 25.4	100	215 g
Clamp On MCR22-120- 25.4	120	235 g



# Seat Post

## S 6 5

MATERIAL / FORGED ALUMINUM  
 POST DIAM /  
 26.8 , 27.0 , 27.2 //31.6mm  
 OFFSET / 24mm  
 LENGTH / 250 , 300mm //300mm  
 WEIGHT / 250 , 280 g //295 g  
 COLOR / SILVER ANODIZED  
 / BLACK ANODIZED  
 27.2 - L250mm size only  
 31.6 - L300mm size only

\* 1)



## S 8 3

MATERIAL /  
 FORGED ALUMINUM  
 POST DIAM /  
 26.8 , 27.0 , 27.2mm  
 OFFSET / 23mm  
 LENGTH / 250 , 300mm  
 WEIGHT / 275 , 300 g  
 COLOR /  
 SILVER ANODIZED

\* 1)

## S 8 4

MATERIAL /  
 BODY Cr.Mo.  
 CLAMP  
 FORGED ALUMINUM  
 POST DIAM /  
 27.2mm  
 OFFSET / 37mm  
 LENGTH / 250 · 300mm  
 WEIGHT / 405 · 445 g  
 COLOR / SILVER

\* 1)



## S 9 2

MATERIAL /  
 FORGED ALUMINUM  
 POST DIAM / 27.2mm  
 OFFSET / 0 mm  
 LENGTH /  
 250 , 300 , 350mm  
 WEIGHT /  
 292 , 320 , 348 g  
 ( 30.9 350mm 340 g )  
 ( 31.6 350mm 350 g )  
 COLOR / SILVER ANODIZED  
 BLACK ANODIZED

\* 1)



## Seat Post SP 6 0

MATERIAL / POST ALUMINUM  
 / LUG STEEL  
 POST DIAM / 27.2mm  
 OFFSET / 17mm  
 LENGTH / 270mm  
 WEIGHT / 310g  
 COLOR / SILVER

\* 1)



この商品は、(一財)自転車産業振興  
 協会が実施した平成28年度新商品・  
 新技術研究開発事業により開発されたものです。

\* 1) Do not use a saddle with carbon fiber rails.  
 This seat post is not compatible with them.  
 \* 1) カーボン製レールのサドルには、非対応です。



## Campee-REAR

for 26" Wheels

MATERIAL / STEEL TUBE  
WEIGHT / 1,200 g  
COLOR / SILVER  
MAXIMUM PAYLOAD / 1.2 kg



## Campee-FRONT

for 26" Wheels

MATERIAL / STEEL TUBE  
WEIGHT / 1,185 g  
COLOR / SILVER  
MAXIMUM PAYLOAD / 1.2 kg



## Campee-27 -REAR

for 27" Wheels

MATERIAL / STEEL TUBE  
WEIGHT / 1,215 g  
COLOR / SILVER  
MAXIMUM PAYLOAD / 1.2 kg

ステー交換部品付属  
Comes with two kinds of stays



## Campee-27 -FRONT

for 27" Wheels

MATERIAL / STEEL TUBE  
WEIGHT / 1,055 g  
COLOR / SILVER  
MAXIMUM PAYLOAD / 1.2 kg



## MT-Campee REAR-R20

for 26" Wheels

MATERIAL / STEEL TUBE  
WEIGHT / 780 g  
COLOR / SILVER  
MAXIMUM PAYLOAD / 1.2 kg

ステー交換部品付属  
Comes with two kinds of stays



## MT-Campee FRONT-F20

for 26" Wheels

MATERIAL / STEEL TUBE  
WEIGHT / 1,040 g  
COLOR / SILVER  
MAXIMUM PAYLOAD / 1.2 kg

# Carrier

## FRONT-M18

for 26" or 27" Wheels



MATERIAL / CrMo STEEL TUBE  
WEIGHT / 350 g  
COLOR / SILVER  
BLACK  
MAXIMUM PAYLOAD / 3 kg  
Clamp for 20mm round and  
22mm oval fork blade  
クリップ(バンド)仕様  
外径 20mm用 22mmオーバル用


**WARNING!**  
FRONT-M18 is designed to use for support  
of handlebar bag.  
Do not mount metal basket on this rack.

**注意**  
FRONT-M18は、フロントバッグを乗せるためのキャリアです。  
金属製の前カゴ等は、取付けないでください。

## FRONT-M11

MATERIAL / STEEL TUBE  
WEIGHT / 320 g  
COLOR / SILVER  
MAXIMUM PAYLOAD / 2kg

**NEW**



With Double Threaded Bolt

**WARNING!**

- FRONT-M11 is designed to use for support of handlebar bag.  
Do not mount extremely wider bag or metal basket on this rack.
- Mount only on canti-lever brake bosses.  
Is cannot be mounted V-brake bosses.

**注意**

- FRONT-M11は、フロントバッグを乗せるためのキャリアです。  
キャリアより極端にはみ出すバッグ、金属製の前カゴ等は、取付けないでください。
- カンチブレーキ用です。Vブレーキには、使用できません。

## Rear Bag Supporter R10



Seat Post DIAM  
26.8 ~ 27.2

for 26" or 27" Wheels

MATERIAL / STEEL TUBE  
WEIGHT / 390 g  
COLOR / SILVER  
MAXIMUM PAYLOAD / 5 kg  
Clamp for 15mm  
seat stay  
クリップ(バンド)仕様  
外径 15mm用

## Rear Bag Supporter R15

for 26" or 27" Wheels



MATERIAL / STEEL TUBE  
WEIGHT / 790 g  
COLOR / SILVER  
MAXIMUM PAYLOAD / 5 kg  
Upper: Clamp for 15mm  
seat stay  
Lower: Clamp for 12mm and  
20mm seat stay  
クリップ(バンド)仕様  
上部：外径 15mm用  
下部：外径 12mm用  
外径 20mm用

## Rear Bag Supporter R26

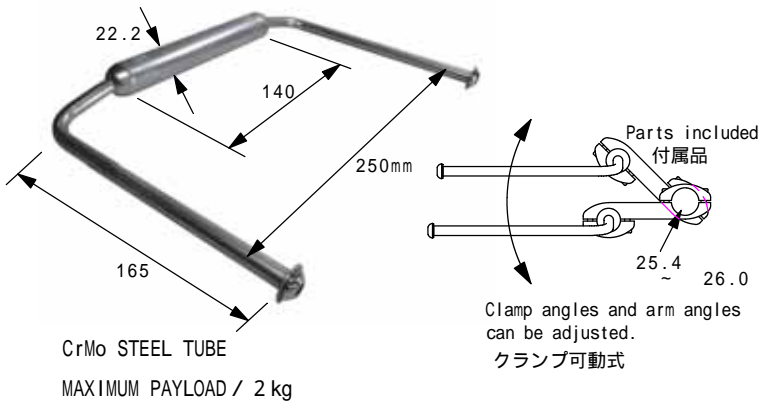
for 26" or 27" Wheels



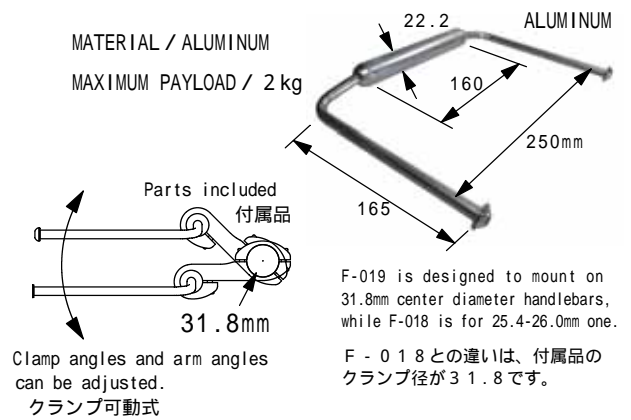
MATERIAL / STEEL TUBE  
WEIGHT / 810 g  
COLOR / SILVER  
MAXIMUM PAYLOAD / 5 kg  
Clamp for 15mm  
クリップ(バンド)仕様  
外径 15mm用



## Front Bag Supporter F-018



## Front Bag Supporter F-019AA



A handlebar and a bag are sold separately.  
バックとハンドルバーは、別途ご購入下さい



BAG: OSTRICH F104

A handlebar and a bag are sold separately.  
バックとハンドルバーは、別途ご購入下さい

## Lamp Holder 3

MATERIAL / STAINLESS STEEL TUBE  
SCREW / M 6  
WEIGHT / 55g



## Lamp Holder 4

MATERIAL / STAINLESS STEEL TUBE  
SCREW / M 5  
WEIGHT / 55g



## Wire Guard Protect For Saddle Bag

MATERIAL / STAINLESS STEEL  
WEIGHT / 30g



○Mounts easily and securely to the seat stays.  
Made out of stainless steel for anti rusting.  
Neat looking, good on touring bikes.

○製品全体がスプリングになっています。  
シート・ステーに簡単に取付けることが出来て、しっかり固定します。  
外観もスッキリ楽しいツーリングをお楽しみいただけます。  
サビにくいステンレス素材を使用しています。



# Accessories

## Stem Top Cap DW81

CAP / ALUMINUM  
 WEIGHT / 27g  
 Inside Diameter of Stem DW81 ( 32 x 28.0mm )



DW81 Silver



DW81 Red



DW81 Black



DW81 Gold



DW81 Blue



## Lamp Holder 31.8

BODY / FORGED ALUMINUM  
 BAR CLAMP / 31.8mm  
 SHORT BAR DIAM / 23.8mm  
 LENGTH / 50, 90mm  
 WEIGHT / 96g(BAR50mm)



26.0

## Lamp Holder 70

BODY / FORGED ALUMINUM  
 BAR CLAMP / 26.0mm  
 SHORT BAR DIAM / 23.8mm  
 LENGTH / 50, 90mm  
 WEIGHT / 92g(BAR50mm)



26.0

## Lamp Holder 2-70

BODY / FORGED ALUMINUM  
 BAR CLAMP / 26.0mm  
 SHORT BAR DIAM / 22.2mm  
 LENGTH / 200mm  
 WEIGHT / 235g



## Lamp Holder 6 L Lamp Holder 6 R



6 L

Riding Right side of the road (e.g. U.S.A.)

6 R

Riding Left side of the road (e.g. Japan, U.K.)  
 左側通行



## Lamp Holder 8 L Lamp Holder 8 R



8 L

Riding Right side of the road (e.g. U.S.A.)

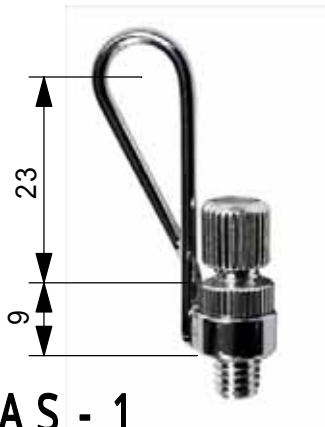
8 R

Riding Left side of the road (e.g. Japan, U.K.)  
 左側通行




# Accessories

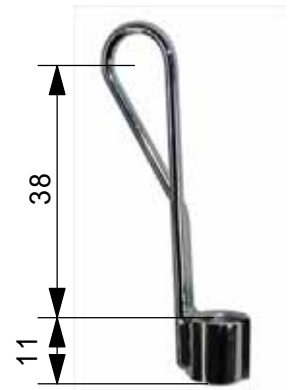
## Outer Cable Stopper



**AS - 1**  
for TOURING  
Stopper / STEEL  
Adjustment Screw / ALUMINUM  
WEIGHT / 7g




**AS - 2**  
Stopper / STEEL  
L / 45mm  
B / 13mm  
WEIGHT / 7g



**AS - 5**  
Stopper / STEEL  
WEIGHT / 7g

**AS - 3**  
Stopper / STEEL  
L / 35mm  
B / 11mm  
WEIGHT / 6g


## Stays(for carrir) ツナギロッド(キャリア用交換部品)



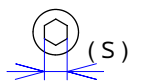
MATERIAL:ALUMINUM  
COLOR:SILVER

MODEL	L
CF059	150mm
	180mm
	350mm
	420mm

## Bolt Cap



For Bolt




MODEL	(S)	For Bolt
Bolt Cap M 8	6 mm	M 8
Bolt Cap M 6	5 mm	M 6
Bolt Cap M 5	4 mm	M 5

MATERIAL:STAINLSS STEEL  
WEIGHT:( 1 g )  
COLOR:SILVER  
4 Pcs./package

## Bar End Cap EC-01 ( Bar Diam 24 )

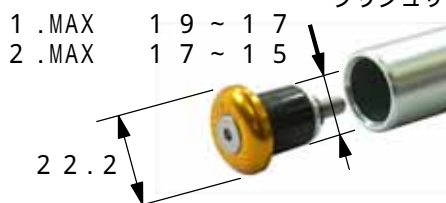


WEIGHT / 25g × 2  
Inside Diameter of Bar 20 ~ 22mm



## Bar End Cap EC-02 ( Bar Diam 22.2 )

Two sizes of rubber bush included  
フッシュサイズ2種類入り



## Bottle Cage 80

MATERIAL /  
STAINLESS STEEL TUBE  
WEIGHT / 48.5g

Bottle diameter: 74mm  
ボトルの外径 74mm



## Bottle Cage R

MATERIAL /  
STAINLESS STEEL  
WEIGHT / 53g

Bottle diameter: 74mm  
ボトルの外径 74mm



## Bottle Cage 500

ペットボトル:  
500ml用

MATERIAL /  
STAINLESS STEEL  
WEIGHT / 55g

Bottle diameter: 68mm  
ボトルの外径 68mm



\*The Bottle Cage "80", "R" are made to hold a standard size plastic water bottle: 74mm in diameter.  
\*ボトルケージ 80、R は、標準サイズの外径74mmのプラスチック製ボトルを想定して製作しています。

## Stem Tool 4



Designed to be used with:

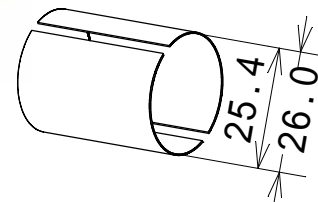
Stemes / NP, NP、NTC, NJ.PRO-AA  
NJ.PRO(STEEL)、LS100...etc

MATERIAL / STEEL  
WEIGHT / 138g



## Stainless Shim

MATERIAL / STAINLESS STEEL  
WEIGHT / 8g



## Attachment for EX



for 27" Wheels



Standard  
(for SHIMANO)



Option Attachment  
(for CAMPAGNOLO)

## CYCLE STAND EX

MATERIAL / STEEL TUBE  
WEIGHT / 700g  
COLOR / SILVER

## CYCLE STAND EX-20



for 20" Wheels

### 日東製品の保証について

日東は、小売店から購入されたお客様に対し、購入された日から3年間に限り、材料及び製造で生じた製品の不具合につき、保証します。

サービスを受けるには、製品を購入した販売店の領収書、クレジットの領収書、あるいは購入日が明記された証書を同封して購入された販売店又は日東までお送り下さい。

転倒等により傷ついた製品、リサイクル品、変造された製品は、保証の対象にはなりません。

### Nitto Product Warranty

Nitto warrants that the Nitto products are free from defects in materials and workmanship for period of three years from date of purchase. The warranty is valid for customer purchased from a retail store.

To obtain service, please send the product to the retailer or Nitto together with the retailer's receipt, credit card receipt, or proof of purchase stating the date of purchase.

### Caution

Damaged products due to falls, recycled, or modified products are not covered by the warranty.

No.39 - 2026 web

**NITTO** Co.,Ltd.  
Since 1923

株式会社 日 東

3 - 23 - 7 Minami Hatogaya  
Kawaguchi Saitama 334-0013 Japan

T E L : 81 - 48 - 286 - 7771

F A X : 81 - 48 - 286 - 7770

E-mail:nitto@violin.ocn.ne.jp

<https://nitto-tokyo.sakura.ne.jp>



東京事務所 : 〒334-0013

埼玉県川口市南鳩ヶ谷 3 - 23 - 7

T E L : 048-286-7771(代)

F A X : 048-286-7770

E-mail:nitto@violin.ocn.ne.jp

<https://nitto-tokyo.sakura.ne.jp>



本 社 : ( 東京都荒川区西日暮里1-15-5 )

福島工場 : 〒964-0938

福島県二本松市安達ヶ原6-151-1