

ACCOMMODATIONS SYMBOL LEGEND

- ★ Twin Beds do not convert to a King Bed
- King Bed does not convert to Twin Beds
- ★ 2 Twin Beds (convert to King) and Single Sofa Bed
- ★ 2 Twin Beds (convert to King) and 1 Upper Pullman
- ✱ 2 Twin Beds (convert to King) and 1 Upper Pullman (Beds do not convert to King when Pullman in use)
- 2 Twin Beds (convert to King), Single Sofa Bed and 1 Upper Pullman
- † 2 Twin Beds (convert to King) and Double Sofa Bed
- 2 Twin Beds (convert to King) and 2 Upper Pullmans
- = 2 Twin Beds (convert to King), Single Sofa Bed with Convertible Bunk
- ↔ King Bed (does not convert to Twin Beds) and Double Sofa Bed
- ≡ 2 Twin Beds (convert to King) and 2 Upper Pullmans (Beds do not convert to King when Pullmans in use)
- ◁ Connecting staterooms (ideal for families and groups of friends)
- 🚭 All accommodations are non-smoking.

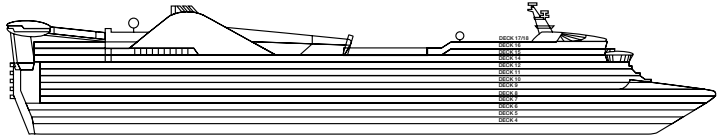
Accessible staterooms are available for guests with disabilities. For details, please contact: **For US guests:** Call Guest Access Services at 1-800-438-6744 ext. 70025, or visit <https://www.carnival.com/about-carnival/special-needs>  
**For Australia and New Zealand guests:** Call the Carnival Reservations Department, Guest Services: Australia 13 31 94; New Zealand 0800 442 095.

CATEGORIES


- PT** Porthole  
**4A** **4B** **4C** **4D** **4E** **4F** **4G** **4H** Interior  
**5A** Ocean View (obstructed views)  
**6A** **6B** Ocean View  
**8A** **8B** **8C** **8D** Balcony  
**8M** Aft-View Extended Balcony  
**0S** **0T** Ocean Suite

Byron Beach Accommodations: **BY** Ocean Suite **VB** Vista Suite

- GB** Grand Suite **EB** Extended Balcony Suite **SB** Presidential Suite



Gross Tonnage: 108,865 Length: 951 Feet Beam: 118 Feet  
Cruising Speed: 20 Knots Guest Capacity: 2,600 (Double Occupancy)  
Total Staff: 1,100 Registry: The Bahamas





CARNIVAL ENCOUNTER™

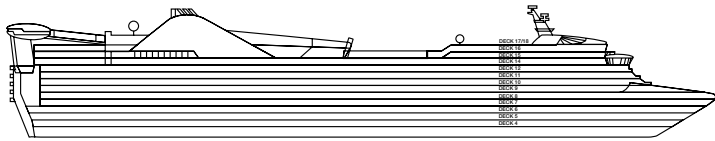
ACCOMMODATIONS SYMBOL LEGEND

- \* Twin Beds do not convert to a King Bed
  - King Bed does not convert to Twin Beds
  - ★ 2 Twin Beds (convert to King) and Single Sofa Bed
  - 2 Twin Beds (convert to King) and 1 Upper Pullman
  - ✱ 2 Twin Beds (convert to King) and 1 Upper Pullman (Beds do not convert to King when Pullman in use)
  - 2 Twin Beds (convert to King), Single Sofa Bed and 1 Upper Pullman
  - † 2 Twin Beds (convert to King) and Double Sofa Bed
- 2 Twin Beds (convert to King) and 2 Upper Pullmans
  - = 2 Twin Beds (convert to King), Single Sofa Bed with Convertible Bunk
  - ↔ King Bed (does not convert to Twin Beds) and Double Sofa Bed
  - ✳ 2 Twin Beds (convert to King) and 2 Upper Pullmans (Beds do not convert to King when Pullmans in use)
  - ◁ Connecting staterooms (ideal for families and groups of friends)
  - 🚭 All accommodations are non-smoking

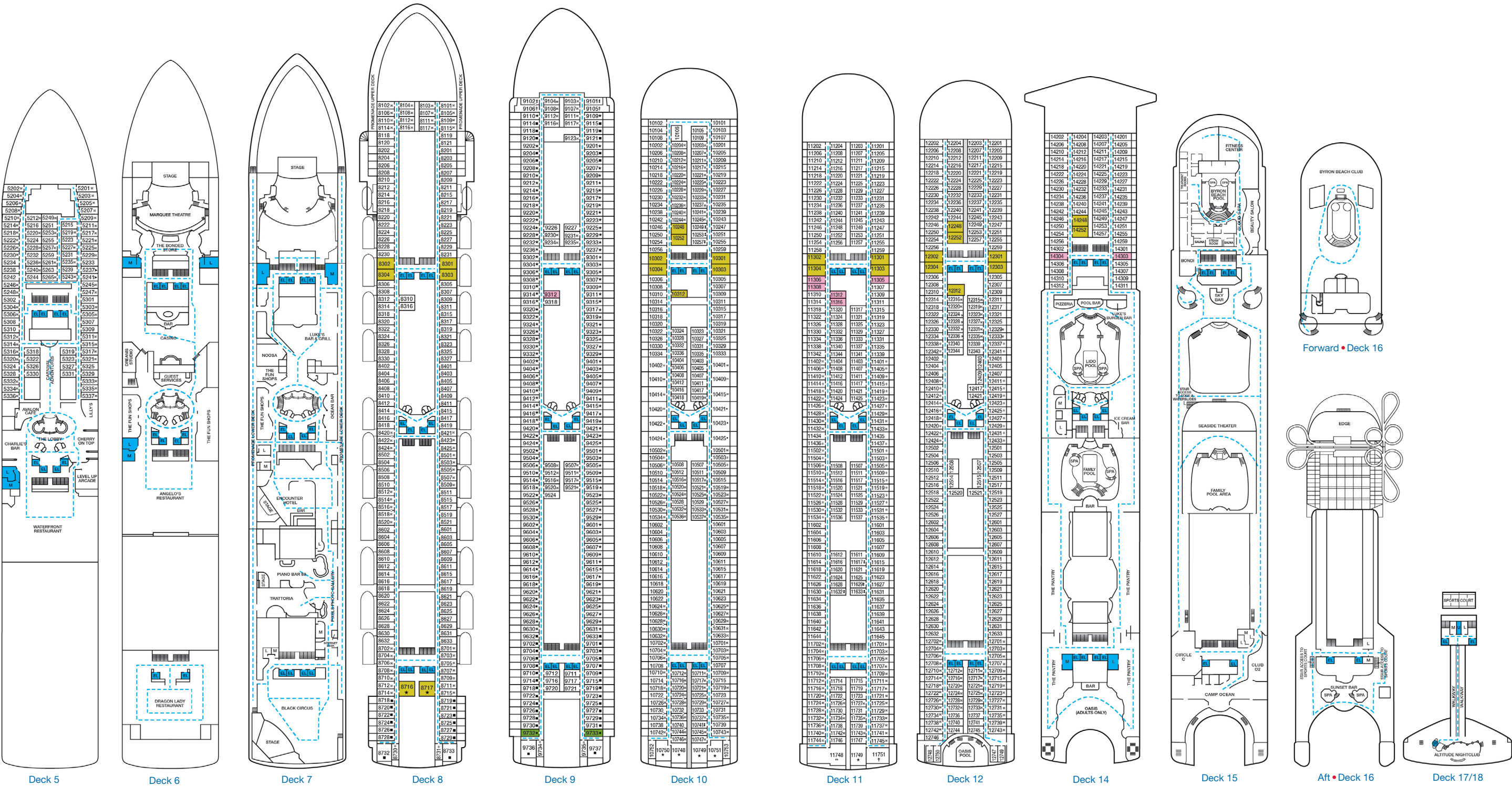
- Accessible Routes including Ramps
  - Restrooms, Elevators, Lifts and other Accessible Areas
  - Fully Accessible Staterooms (FAC)
  - Fully Accessible Staterooms - Single Side Approach (FAC-SSA)
  - Ambulatory Accessible Staterooms (AAC)
- Stateroom features and layouts may vary. Deck plans subject to change.

DECK PLANS

For specific ship accessibility features, please contact:  
For US guests: Call Guest Access Services at 1-800-438-6744 ext. 70025, or visit <https://www.carnival.com/about-carnival/special-needs>  
For Australia and New Zealand guests: Call the Carnival Reservations Department, Guest Services: Australia 13 31 94; New Zealand 0800 442 095.



Gross Tonnage: 108,865 Length: 951 Feet Beam: 118 Feet  
Cruising Speed: 20 Knots Guest Capacity: 2,636 (Double Occupancy)  
Total Staff: 1,100 Registry: The Bahamas



Deck 5

Deck 6

Deck 7

Deck 8

Deck 9

Deck 10

Deck 11

Deck 12

Deck 14

Deck 15

Aft • Deck 16

Deck 17/18