

# NINTENDO POWER

P.O. Box 57942  
Redmond, WA 98073-9742

FORWARD & ADDRESS CORRECTION

## DONKEY KONG

*Barrels Of Daring Bay Fun*

**SUPER  
NES  
BEAUTY AND  
THE BEAST**

**LOOK  
INSIDE FOR  
THE HOTTEST  
TIP OF ALL!**

SEE THE INSIDE COVER  
FOR DETAILS.

**THE SOURCE FOR NEWS AND STRATEGIES STRAIGHT FROM THE PROS**

**HONEST, I  
RENEWED**

**BUT MY  
BIG BROTHER  
USED MY  
RENEWAL  
FORM FOR  
A HANKIE! .....**



# WOULD'VE BY NOW!

## YOUR BIG BROTHER W THIS ONE!

**\$18!**

**ORDER  
TODAY!  
THIS BONUS  
OFFER IS ONLY GOOD IF YOU  
RENEW WITH THIS OFFER.**

This FREE Index tells you what issues and page numbers the games you want to know about are featured on. Forget searching through Volumes 1-50 for info, just take a quick trip to this Index and you'll know exactly where to go. Renew with this offer and it's yours FREE, but do it today! This offer won't be around for long.

**AND GRAB A  
MARIO HOLOGRAM  
KEYCHAIN FOR JUST \$4.**

This collector's 3-D Mario Hologram Keychain can turn keys into something cool! To get yours, fill out the box on your renewal form, or tell the operator when you phone in your renewal.



**to sneeze at! Renew now 1-800-255-3700!**

12 midday Pacific Standard Time (PST). Sunday 8 a.m. to 7 p.m. (The Nintendo representative will need to speak to the person whose name appears on the credit card.)



Nintendo

## GAME REVIEWS

DISNEY'S BEAUTY AND THE BEAST .....	8
FIRESTRIKER .....	16
CLAY FIGHTER TOURNAMENT EDITION.....	26
THE TWISTED TALES OF SPIKE McFANG .....	30
SLAMMASTERS .....	35
FATAL FURY II .....	40
A.S.P. AIR STRIKE PATROL.....	46
SUPER LOOPZ .....	50
DONKEY KONG .....	78
MONSTER MAX.....	84
STOP THAT ROACH .....	90

### SPECIAL FEATURES

SECRET OF MANA SPECIAL..	52
SUPER GAME BOY .....	94

### PREVIEW

ILLUSION OF GAIA.....	22
-----------------------	----

## REGULAR FEATURES

### TIPS

CLASSIFIED INFORMATION .....	56
COUNSELORS' CORNER .....	72

### UPDATES

NOW PLAYING .....	102
PAK WATCH .....	108
NEXT ISSUE .....	114

### COMICS

METROID .....	60
---------------	----

### FEEDBACK

PLAYER'S PULSE .....	6
POWER PLAYER'S CHALLENGE.....	76
TOP 20 .....	100



# PLAYER'S



# TOP 10

## VIDEO GAME PARODIES

10. Contra Zzz: The Alien Snores
9. Porthole Combat: Adventures on the High Seas
8. F-Zero: Raport Card Blues
7. Star Folc: The McCloud Family Saga
6. Kirby's Dustbunny Adventure
5. John Madden's Football: Earthquake '84
4. Yoshi's Cookie: Mario vs. Oreo
3. Gnomes 1/2 (Remember the reindeer accident?)
2. The Seventh Sage (It's all they could sell)
1. Baby and Scratchy: Trouble in Hydrocarb-Zone

Joel Self  
Santa Clara, CA

## EXCUSES TO PLAY YOUR VIDEO GAME A LITTLE LONGER

10. I'm at the last level.
9. I've only got one more life.
8. I didn't get the password for the last level.
7. This game is educational!
6. I've lost track of time and now I need to finish this level
5. I promise I won't play as long tomorrow
4. You distracted me and now I need to start over.
3. I don't stop you from playing!
2. Give me just one more minute
1. Mario is missing and I've got to find him!

Chris Fox  
Los Molinas, CA

## REASONS WHY SUPER NINTENDO RULES!

10. 16 bits of quality!
9. It's hours of fun!
8. Affordable!
7. Challenging games!
6. Great licensee companies!
5. It's cool!
4. Mario!
3. Only The Best Play Here!
2. Superior Graphics and Sound!
1. It's not Sega!

Ben Salinas  
McAllen, TX

## WAYS TO GET YOUR PARENTS TO SAY "YES" TO A NEW GAME

10. Please, please, please!!!
9. You can deduct some of my allowance
8. I'll pay for some of it.
7. I hear it makes you smarter.
6. I'll do more chores.
5. I won't always play—I'll do other stuff!
4. I really do love you (Mom or Dad).
3. I'll let my little brother play.
2. Never hear me complain "I'm bored!"
1. Good hand-to-eye coordination.

Riley Griner  
San Diego, CA

We know you wanted us to send in Top 10 lists, but this is close. This song we made up is based on Link's Awakening and can be sung to the tune of "The Twelve Days of Christmas."

*On the Twelfth Day of playing  
Link's Awakening,  
twelve in your inventory,  
eleven heartbeats gotten  
ten Coins for Bombs,  
nine hundred snorts, nine Ropes  
eight levels I know of,  
seven enemies, six hundred  
six hundred bushes  
(It's Golden Leaves  
Five weapons found  
three Gnarling songs,  
two special shoes  
and an owl that really bugs on!*

It may not be a hit like Mamu's (who bears a striking resemblance to Wart of Super Mario Bros. 2), but it will do. Also, Link's Awakening is a real step toward a Mario/Link game because of all the Super Mario Bros. characters.

Jesse & Gregg Fuller  
West Hills, CA

## IF YOU'RE IN THE MOOD TO WRITE, WE'RE IN THE MOOD TO READ!

Keep sending in your TOP 10 lists! We love reading them. There probably won't be as much space devoted to them in future issues, but we'll try to sneak some in now and then. Remember, the funnier—the better!

## NINTENDO POWER PLAYER'S PULSE

P.O. BOX 97833  
REDMOND WA 98073-9733



## NINTENDO POWER

### STAFF

Publisher — M. Arentow  
 Producer in Chief — Miyoko Kato  
 Editor in Chief — Gail Tilden  
 Senior Editor — Pam Sotter  
 Editors — Scott Peckler  
 Leslie Stern  
 Jeff Balis  
 Jon Wheeler  
 George Sinfold  
 Jeta Hacker

### Editorial Consultants

Howard Lincoln  
 Peter Mann  
 Phil Rogers  
 Juana Torgole  
 Dan Swent

### Cover Design

Griffes Advertising  
 Massimo Deilar  
 Theresa Tibbo  
 Lana Hoffman

### Director of Production

Tautoma Oskala  
 Mike Takada

### Producer

Yoshio Tsukano  
 Project Coordinators — Miyoko Kato  
 Geoffrey Sotter  
 Kim Hamada

### Electronic Presses

Robert A. Baker  
 David A. Day  
 Steve Spelstein  
 Jeff D. Hatcher  
 James Catech  
 Billy Nielsen

### Photographer

Thor Radford  
 Trading Cards — Phil Honeywell

### Art Director

Yoshi Dvino  
 Concept & Design — V DESIGN

Yoshi Dvino  
 Hiroko Nagami  
 Wendy Salvator  
 Katsuyuki Asakura  
 Jeff Howard

Serge Morin  
 Rob Sio  
 Rinaldo Yamaji  
 Hiroshi Nakae  
 Scott Downes  
 Gregg Gaudier

### Method Comic

Illustrator/Writer — Bramaro Ash

### Illustrators

Aggie Pagen  
 Brian Sullivan  
 Forrest Kynes  
 Gregg Gaudier  
 Wipac Wistar  
 Mikolaj Drenon  
 Debra Nakamura  
 Scott Downes  
 Sonja Morris

### ADVERTISING

Nintendo Power is published by Nintendo of America Inc. in cooperation with Tokuma Shoin Publishing Co., Ltd.

Nintendo Power is published at \$42 per year in the U.S.A. (U.S.A. only) by Nintendo of America Inc., 4420-120th Ave. N.E., Redmond, WA 98072.

© 1994 by Nintendo of America Inc. All rights reserved. Nothing that appears in Nintendo Power may be printed or whole or in part without express written permission from Nintendo of America Inc. copyright owner.

Printed in the U.S.A.

Color Separation by Des Moines Printing Co., USA.

NINTENDO IS A REGISTERED TRADEMARK OF NINTENDO OF AMERICA INC.

TM & © for games and characters are owned by the companies who market or license those products.

**B**ack in Volume 58, you ran an article about video game colleges. I'm 16 years old and I'm interested in designing video games, so you could imagine I really enjoyed reading that article. I wouldn't mind making a career for myself in the video game industry. At the bottom of page 47, there was something that got my attention. Could you please give me some more information about the DigiPen Applied Computer Graphics School? Any help would be appreciated. I just hope that the school isn't as expensive as some of the schools in Japan! By the way, your Special Feature articles are usually really cool and I wish that you had more of them in each issue.

**Jason Fender  
 Denver, CO**

As you might guess, Jason, you're not the only person who is interested in the DigiPen school. It's the first-ever video game programming school in North

America and as stated in the article, they are accepting applications. Applicants need to have a high school degree (or equivalent) or be a college student. The official name of the course is: *The Art and Science of 2D and 3D Video Game Programming, A Super Nintendo Entertainment System Game Programming Course.* Some of the program highlights are a low student-to-equipment ratio, theoretical and practical experience, highly skilled instructors and student superintendents, and a completed portfolio. There is more information and you can have all of your questions answered by writing, calling or faxing.

## DigiPen

### Applied Computer Graphics School

600-630 Hamby Street

Vancouver, B.C. Canada V6C 2E7

Tel: (604) 682-0300

Fax: (604) 682-0310

## PHONE DIRECTORY

### NINTENDO POWER SUBSCRIPTIONS & CONSUMER SERVICE

**1-800-255-3700**  
 (TDD 1-800-422-6281)

Call for service, general assistance or to change your address between 9 a.m. and midnight Pacific time, Monday through Saturday or 9 a.m. and 7 p.m. Sunday.

French- and Spanish-speaking representatives are available.

### GAME COUNSELING

**1-206-885-7529**  
 (TDD 1-206-883-9714)

Call our Game Counselors for help between 4 a.m. and midnight Pacific time, Monday through Saturday or 9 a.m. and 7 p.m. Sunday.

It's a long distance so before you call be sure to get permission from whoever pays the bill.

## EDITOR'S CORNER

Well, the buzz around here is SUPER GAME BOY. What an exciting product! For those people who don't own Game Boy but do own a Super NES, it opens up a whole new library of great games for you to play. Link's Awakening is really amazing when played on a regular TV screen. And the addition of color makes the play experience even more enjoyable. If you own Game Boy and a Super NES, you now can have the best of both worlds and you can still take it with you! Super Game Boy is also changing the way software developers approach new Game Boy titles. I think we'll be seeing a lot more detailed graphics and games that are much more in-depth.

**Gail Tilden  
 Editor-in-Chief**



Disney's version of the classic fairy tale makes its way to the Super NES in 16-bit splendor with all of the characters that made the animated feature a box-office smash. Hudson Soft's long-awaited game is smoothly animated in rich graphics reminiscent of the film, and the story line follows the movie almost exactly.

# Disney's *Beauty* AND THE BEAST





# The Beast

DISNEY'S  
BEAUTY THE BEAST

You are The Beast in this version of the tale, and you'll climb, growl and stomp your way through the castle in search of beautiful Belle.

## STOMP IT

The Beast is a slow-moving, lumbering sort of character whose only offensive move is a swipe with his massive, heavy hand. One of his other moves, the Stomp, can make hidden objects appear out of thin air, though. To do the Stomp, you must jump from a high ledge and press down on the Control Pad to land with a heavy thud. Try it in many places in the game.

## HANG IN THERE

You can jump for ledges and catch them by your fingertips before pulling yourself up.



## GROWL POWER

Press X to send a mighty roar that stops any mice in their tracks. Growling makes hidden ledges appear or stationary platforms move.



## Supporting Cast

Other characters from the movie also show up, albeit in cameo roles. You'll see most of these familiar faces only in the movie scenes.

### BELLE

Belle appears briefly as the game opens, but she soon disappears quickly off. You won't see her again until you drive her out into the woods to be pursued by wolves.



### LUMIERE

Lumiere, the light-in-the-candlestick, lights your way at the beginning of the game. He'll hint at where you should go next.



### COGSWORTH

Cogsworth is a clock who keeps track of your Continues Options at the beginning of the game, let you set the difficulty level and select three, four or five Continues.



### CHIP

The tiny teardrop, Chip, is a chip off the old china teapot, Mrs. Potts. He helps out by adding up your score between stages. You can skip the score by pressing any button.



### MRS. POTTS

With her bubbling personality, Mrs. Potts shows up with her son, Chip, to tell you your score, which accumulates as long as you don't meet your demise during a stage.



### GASTON

Gaston is the pompous paragon who tries to capture your The Beast and win Belle's affections. He's evil, he's wicked and he'll stop at nothing in his quest for the Beauty.





# The Castle: Level 1

Level 1 begins in the dark, as Lumiere of The Beast's Castle. Belle rushes along, but Lumiere stops behind to get The Beast started out right.


START

## 1 RATS!

Rats rush in rapidly from off the screen. If you don't punish them as they approach, they'll suck on and bite your body. If you do get caught in a flat attack, quickly tap Left and Right on the Control Pad to free yourself.

## 2 USE THE BLOCK


What's a Beast to do? He can't seem to jump high enough to make it up to the ledge where Lumiere wants urgently. Use the block behind you. Press B to pick it up, then throw it into position beside the wall.



END  
A

## 3 SAVE IT

After you fall through the hole floor, jump over to the Green Book, which serves as a save point. Continue through the wall on the left to find some holes, but watch out for Rats.



END



# The Castle: Level 2

Level 2 is very short. While avoiding spikes and fire, you'll have to leap up a series of ledges to reach the exit in the upper right.

## 1 FIERY GARGOYLES

Watch the gargoyles' eyes—they'll glow just before they spew flames. Time your jumps to avoid the fire and keep from being hit.

## 2 SPIKES

Keep moving! Spikes start rising rapidly from the floor as soon as you begin. You'll have to be fast to avoid them.



END

START

# The Castle: Level 3

There are lots of lights in Level 3, but many of them are candles that throw fireballs as you try to climb scaffolds of rafters and balconies.

END

## 1 STEP UP ON THE BATS

To continue up toward the exit, you'll have to use the two bats here as stepping stones. Stand on the right and press to step them when they're in the right places. They

fall away if you pause too long atop them, so step quickly across them to the next section of the balcony. You'll still be able to step on other spots in this level, too.



## 2 BOOK BREAK

You'll definitely want to take advantage of the save point in this area, so grab the Green Book. You won't want to start very back at the beginning if you miss a jump or get burned by a candle.

## 3 BASH THE BUST

The sculptures on the pedestal come to life when you near them, then they hover overhead to torment you. Don't wait for them to swoop down to attack. Jump up and bash them with your fist to take them out, so you won't have to worry about them.



## 4 DON'T FIGHT THE FIRE



This candle has some real problems in this area. They throw fireballs that can burn on at the most inopportune times, and it's very difficult to scare them into their own without taking significant damage. Simply avoid them when possible, and wait until after they throw a fireball to keep up to their ledges.



START

# The Castle: Level 4

Level 4 is a short, horizontally-scrolling stage with lots of spikes and walls of armor that come to life when you tread on their territory.

## 1 MAKE IT MOVE

It looks like you're in for a sleep fest, but if you guess great Grael, the dark platform in the bricks will start to move out to the right. Hop on and take a nice saunter over the spikes to the next ledge.



## 2 HELMET HEADS

The plumed helmets that are part of the fallen armor come to life and start stepping down just as soon as you hear them. Stay on your toes and be prepared to slap them away before they help themselves to a Grael feast.



START

END

## 3 HEART STOMP

Take a break to do some reading and restore your heart to a healthy condition. Jump up to the high ledge, then stomp down to the right to create a deck. Red Book appears on the bricks above. Go to the book to refill your heart.



A

TO B

4

## 4 CLIMB TO CONTINUE

The Green Book in this case is hard to reach. Leap to this ledge, which you'll probably have to grab by your fingertips. Continue to the right to find the book.



# The Castle: Level 5

You'll continue scrolling sideways in Level 5, where you'll meet the first major enemy in the game.

## 1 PETAL PLATFORM

It's important to keep the flower in the ball per at the upper left corner of the screen in good health. Ride the platform up, then jump off to pick up a Rose Petal that will extend the life of your flower.



B

TO A

2

1

END

START

## 2 BAT BOUNCE

You'll need help crossing the spikes here. Watch until the bat flies off the screen to the right, then jump to bounce it.



TO B

A

6

# Big, Bad Bird

The Beast is in for a battle when he catches face-to-beak with the big bird at the end of this level. Only viceroy can combine to the next stage.

## WING WATCH

Watch the bird's shadow when it's off the screen to see where it will show up next. Jump between platforms to get into position to swoop at the bird from behind.





# The Wolf Pack

Fearing The Beast's anger, Belle flees the castle, running out into the dangerous darkness. Follow her there to fend off the wolves and bring her back.

## TAKE TO THE TREES

You'll probably have better luck if you stay in the trees than you will if you try to travel on the icy platforms in the water below. Watch out for the bats that fly from the cave fronts, and whenever you do, stay out of the liquid water.

## SPIKES OF ICE

One lesson with the ice spikes in this area is deadly, and the platforms here are slippery. Take off from a bit further back than you will as you try to jump from platform to platform.



## LEADER OF THE PACK

Your meeting with the leader of the wolf pack is going to be a real dog fight. He appears and disappears at will. Keep moving back and forth on the screen so you can see where he's about to show up. Get ready to swipe at him when he first starts to snarl.

## HAVE A HEART

Whenever you land from a high jump, slowing to see if a heart appears.



# Snowball Fight

After the big dog fight, Belle tends the Beast's wounds, then the two engage in a snowball fight that's a frosty game of catch.

## CATCH!

Prepare for the big chill! Belle throws the snowballs and you have to catch them before they hit you. If you miss four, it's Game Over for you. You have to catch seven in phase one, nine in phase two, and at the final phase you have to catch 11. If you complete all three phases, you'll return to the castle to continue the game. Try to catch the snowballs at the last moment, just before they hit you.



# The Library

DISNEY'S  
BEAUTY THE BEAST

You have to find your way through the Library to get to the ballroom, and there is more than just reading challenge to contend with here.

## HEARTS & FLOWERS

Keep your eyes peeled as you explore the various shelves in the castle library. Hearts and pieces of Rose Petal are peaking out here and there. They're hard to see, so if you rush you're likely to miss them. Look behind railings and in out-of-the-way places. Stock up on energy for the challenges that are yet to come.



## HIT THE BOOKS

Books fly from the shelves to attack as you start to walk, so keep your guard up. Some of them bob up and down. Don't try to walk under them, instead, jump and swipe at them before they can do any damage.



## BIRD BRAIN



Another big bird target you for attack as you attempt to exit the library. This one attacks much like the earlier one did, but it shoots feathers as well as so long as you walk its wings. Watch its shadow.

## En Garde, Gaston!

The final stage has The Beast climbing up the castle's outer wall, and when he's far off the ground, Gaston emerges from a window and tries to send The Beast spiraling to certain death. Will Gaston succeed? Will

The Beast take the big dive? And what will become of Belle if he does? Check out Disney's Beauty and the Beast on your own Super NES—and write the final scene yourself.





DMC's latest Super NES offering is a Breakout-like game in which players use a fireball to blast through blocks and attack ene-

mies. Play takes place in four different regions in the one- or two-player modes, and up to four can participate in the multiple-player mode using a multi-player adapter.

## Tap The Trialight

In years now forgotten, before the arch mage Wyld created the Trialight, the kingdoms of Earth, Wind, Fire and Water vied for power. To bring peace, Wyld created the Trialight, a ball of fire that could be controlled by a select few known as FireStrikers. He challenged each kingdom to send its best FireStriker to compete on its behalf. When Slader, of the Wind Kingdom, won, the kingdoms united under the rule of the Wind King. Wyld, who had found the discord between the kingdoms strangely diverting, soon became re-dived and decided to conjure up four monsters. The Wind King called upon Slader once again...this time to battle Wyld's twisted creations.



FireStrikers use the Trialight as attack weapons of all sorts and to break through barriers of stone and ice. Multiple play modes, including a multi-player mode that lets up to four compete, add variety to an otherwise very basic game.



So enter Wyld, from the Wind Castle, will be your constant companion as you fight your way toward the Mystic Spirit Palace.





# Slader Striker of Wind



You'll begin the quest as Slader, the victor in the battle of the FireStrikers. He is a human who directs the Trilight by swinging his Ethereal Striker Sword, a mighty weapon that aims true. Slader is a well-balanced Striker with good foot speed and considerable strength. Later, after you conquer the different monsters created by Wyldie, you'll gain the use of the other FireStrikers shown below. All have special talents and particular capabilities. Before entering an area, you'll be able to select a Striker. You'll have to choose the right one for that area.



## GARUM

Garum, Striker of Earth, is a powerful fighter made from the Earth Elemental Stone. He is an easily provoked, low-browed, but very strong.



## LOA

The only female of the Strikers, Loa is the Striker of Water. She uses the Trilight also known to control the Trilight with water. She is a small, quick, and a bit of a trickster.



## ENO

Eno, a firebird, is the Striker of Fire. He is the fastest of all Strikers, and sometimes his speed gets him into trouble. He controls the Trilight with a dash of firewing.



## WAIN

The Striker Wain follows you everywhere. You can't send him in the one-player mode, but you can in the two-player, cooperative mode. Use him to gain a lot of points when playing alone.



# Multi-Player

Although the multiple-player mode requires the same skills as the one- and two-player cooperative mode, the goal is different. There are 10 different fields to play in the multi-mode, including six soccer-type games and four games of survival.

## SOCCER

In the six soccer games, divide the players into two teams. The object is to score by flinging the Trilight into the opposing team's goal.



## SURVIVAL

The goal in the survival games is to use the Trilight to knock your opponents' FireStrikers off the platform. There are four different platforms.





# FireStriker's Domain

After answering the summons of his king, Slader sets out to clear the four countries of the demons unleashed by Wylde. He leaves the castle in the kingdom's northern corner and heads west, down the road that takes him first to Gnome

Valley. On the first part of the quest, Slader is accompanied only by Sorcerer Wain, his trusted companion, but as he frees the FireStrikers of the other three kingdoms, they join him in his quest to unveil the door to the Spirit Palace. The strategies shown on these pages will help you make it through some tough areas with most of your life force intact.

## WIND SHRINE

You have to defeat particular enemies, not all enemies, to move through these rooms. Beat the two red blobs and the flying enemies to open the doors. Don't break blocks, as you will release other enemies that will just cause problems.



## FIRE COUNTRY

Use a Power Strike. Trap the Twilight in the corner and press Y to send it flying up. It will put out the whole row of fire.



## FIRE TOWER

You must destroy the centipede's blue head segment to free Eno. As soon as you strike the centipede, though, its body segments will scatter, and when you hit the head, it will turn red and look like all of the other pieces, so it's easy to lose track of it. Watch closely.



# HIDDEN TREASURE

Just west of the entrance to the Spirit Palace is a secret area that you'll definitely want to investigate. Stand on the brown circle and press A to enter. Strike all of the flying chests inside to fill up on Power, Hearts and Reserve Lives. Move up one room to find a Treasure Chest that holds a Life Box. If you accidentally shoot the Trialight through the door above, don't worry—you can enter this area as many times as you want to.



FIRESTRIKER

# EARTH CAVE

The Orga Stone will move to allow you access to the cave behind it after you battle your way through the Earth Palace and defeat Spel. The chests inside hold a Large Heart, a Star and a Life Box, but you'll have to blast the big and small blobs inside to collect the treasures.



# WATER PALACE

Inside the Water Palace, where you'll need to use LoA in order to breathe, you'll meet up with some crusty crustaceans that will make progress difficult. In this room, break out the center blocks in the lower row, then swim up and use the Trialight to force the big crabs down. With them trapped in the bottom area, you'll be able to blast the door in the upper wall open.





# The Elements

All of the areas have their tricky points. The first time you enter some of the rooms, you might sustain heavy damage trying to figure out the best way to proceed. If you enter with the most useful FireSinker for the area,

make full use of your Power Strikes and pick up Stars whenever they're available. You can make it through most rooms unscathed. Try using the techniques shown here to complete each region in good condition so you'll have full power when you face the major enemies described on the next page.

## EARTH

Each of the Treasure Chests pictured holds a Large Heart. Use one, then push the Trialight up through the spiked hall and over through the blocks to the center area. Defeat the flying enemy.



Watch out for the big boulders that roll down when you first release the Trialight.



Strike the Trialight against the door to open it.



## WIND

The boulders roll down as soon as you strike the Trialight. Pick up the Hearts they leave behind, then use a Power Strike to blast through the blocks.



Roll your Hearts, then break your way out of the room.



Don't leave this room without beating the boss and getting the Star.



## WATER

Avoid the blobs. Use two Power Strikes, one after the other, to break out.



The blobs move in and follow you around. The larger you are, the closer they get. Power Strike out before they reach you.




Don't chase the big boulders around. Stay near the center of the room and let the Trialight bounce around the room when they start.

## FIRE

Power up by breaking all of the winged Treasure Chests and picking up the booty they leave, but don't hit the stationary chest.



The winged Treasure Chests shoot grenades. But the giant enemy in the upper right corner houses an enemy.



After you collect the treasures left behind by the chests, strike the Trialight repeatedly against the door to open it.



# Wylde's Crew

FIRESTRIKER

The products of Wylde's twisted imagination form a motley gang of guardians. They all attack with some form

of fire. After you score direct hits, get ready to run for cover, because all of these tormentors retaliate in some way, and when they do, they can score major damage. Hit and run is the rule.

## Spel

Place Wain in the center of the gate and strike the Tralight in diagonally from one of the corners.



After you strike, watch out for Spel's frontal attack.

## Intel

Intel bobs his head back and forth as he spits fire. Put Wain at the corner of the gate, as shown and stand between him and the wall, striking the Tralight up and down.



After you score a hit, run quickly back and forth across the screen once to avoid Intel's strong retaliation.

## Mental

Place Wain in the center of one of the two gates. Mental follows your movement, so float the Tralight up and stay directly under it.



Leave Wain guarding a gate, then keep moving the Tralight up. If you stay under it, Mental will move right into it as he tries to follow you.

## Movel

Stay under Movel's left eye—it opens more often than the right one does. Shoot the Tralight up when the red tab appears.



Let Wain guard either gate while you keep the Tralight floating at Movel's left eye as it opens and closes.

## Wylde

The two most dangerous rooms in the game stand between you and the mastermind behind the madness. Wylde has saved his most sinister tricks and traps for the final fiends to use and abuse.



# Illusion of GAI

THE NEXT  
GREAT ADVENTURE IS  
ABOUT TO BEGIN...

## YOUNG INDY, STEP ASIDE

In the Age of Exploration, an expedition from South Cape is lost in the ancient Tower of Babel, but somehow young Will survives. It is the beginning of an adventure that carries Will across the globe, from Inca ruins to the Great Wall of China. His friends help when they can, and Gai, the earth spirit, lends her aid, but only Will's newly awakened power can overcome the peril of the Chaos Comet that approach-

es Earth on a mission of destruction. The Illusion of Gai brings you true adventure, swashbuckling action, intrigue, fantasy, challenge and fun. The Illusion is coming in September, but the dream begins today.



A™

## THE POWERS OF WILL

Early in the game, Will learns of his special telepathic power. By spinning his flute, he can move objects. He can also play musical tunes. Since no one will sell weapons to a child, Will must even use his flute as a bo stick to whack enemies. Later, Gaia shows him how to transform into Freedan the dark knight and Shadow.



### WILL

Will may seem like an average boy, but he holds unexpected powers at his command. In time, you'll learn them all.



### FREEDAN

Freedan the knight wields his greatsword with a mighty sword. Once Will transforms himself, he can slay dragons.



### SHADOW

The unstable Shadow can transform into an invisible liquid or fire energy blasts at attacking enemies.

TM & © Enix Corp.

## PRONOUNCED GUY-UH(GAIA)

The Illusion of Gaia is 16 megabits of great graphics, story, action and sound—but what exactly is a Gaia? Gaia serves as teacher and savior to Will. By entering the Dark Space, you can be healed, learn new powers, transform Will, receive clues and save the game. As a game, Gaia may have more variety than any adventure ever.

## AROUND THE WORLD IN MANY DAYS

Unlike most video games, Illusion of Gaia portrays real places and the flow of time. Will's journeys take him to many famous sites where he must uncover mystic icons of a lost age. The Pyramids, Ankor Wat, and the Nazca Plains of South America are just some of his stops. The passage of time is also important. During days lost at sea, Will and the Princess grow to trust and rely on one another. At other times, you must wait for events to catch up to you. Time extends even further in the story with the Chaos Comet, which returns every few thousand years in a reign of destruction.



The passage of the comet causes powerful bursts of war to ravage in the dark places of the world.



Will must play foul creatures and uncover the age old secrets of the pyramids.

Sometimes the fight is too much for Will and he must transform into Freedan the fearless knight. The powerful medieval warrior slashes through evil.



# TALK OF THE TOWN

Rumors run rampant through the streets of South Cape and an unsettling atmosphere has settled over the port town like a dense fog. To begin solving the mysteries, Will must speak with everyone and explore the town

from the walls to the roofs of the houses. In towns, castles and other areas around the world, Will slowly pieces together the story of his own past and the greater tale that includes the ancient relics.



## SOUTH CAPE

News of the failed expedition to the Tower of Babel has cast a pall over the town of South Cape. Will first learns of his special power in the seaside cave with his friends. Back in his aunt's house, Will meets the runaway princess and her pet pig, Hamlet.



With the power of his mind, Will can move objects like this stone statue in the sea cave.

## YOUNG WILL

Like other young adventurers such as Link, Indy and Luke Skywalker, Will must learn as he goes. His powers are mainly potential when the game begins, but over time he will hone them and they will become more powerful. He'll learn running, dashing and jumping moves. At times, he'll sleep and dream.



Will is full of surprises. He must learn some new skills in almost every location he visits. Some skills he'll use once.



## TIME CHANGES ALL THINGS

Time plays an important part in Illusion of Gaea. Over time, people learn new things that they can share with Will. People may move to new locations and partake in new activities. An important strategy is to return many times to each location to see if things have changed. Another strategy is to wait for things to change.



King Leland is starting breakfast. Wait a while. Then return.



The entrance to the cave is here. Stay here until the shop.






# PERILOUS PUZZLES

When Will isn't uncovering clues and dealing with his friends, he's probably battling the beasts of war in one of their ancient dens. These dens often include traps, mazes and puzzles that must be solved in order to move

on. Will can increase his strength and defense by defeating enemies, but some of the foes are too much for his simple fighting techniques so he must transform into Freedan or Shadow.



## KING EDWARD'S PRISON

Some things are inevitable, like getting thrown in prison. Luckily for Will, his stay proves valuable. Once he breaks free, he must still escape the catacombs.



## FORCES OF EVIL


In the battle areas, Will meets dozens of grisly denizens of darkness, and all of them have an eye out for him.



The Enemy Radar clearly shows you all the targets within radius.



One of Will's levels will increase if he destroys all of the enemies in an area.



## EXPECT THE UNEXPECTED

The Illusion of Gaia is like no other game in the adventure category, because it is so full of twists, turns and surprises. One minute you're battling through the mountain ruins of the lost Inca empire, and the next you're aboard an ancient treasure ship. And yet many of the puzzles are subtle. Two rooms seem identical, but are they? Why are these people standing in a line? Gaia masters will learn to look for clues everywhere, or they won't survive. Prepare yourself for the adventure of the year. It's three months away and closing.



The game takes on new dimensions in Angel City.



Is there anything here worth waiting around for?



The wild stars your eye question: What is behind the stone wall?





## TOURNAMENT EDITION

Have you heard the spine-tingling story of how the Clay Fighters came to be? The once innocent inhabitants of the Playland Amusement Park were brutally bombarded by a big

ball of Purple Clay. This monstrous meteor made Mudland's masses mutate into claim-staking, clay-thirsty crusaders—the Clay Fighters!

## IT'S CLAY TIME!

Get ready for some more torso-twisting and body-bending Super NES action from those weird and wacky game gurus at Interplay and Visual Concepts—the super sculptors that brought you the original Clay Fighter game. The Clay Fighters are colorful and often comical characters that offer an amusing alternative to the more violent arcade-style fighting games. Now, in Clay Fighter Tournament Edition, you will have an even greater opportunity to show off your fancy footwork and magnificent moves by challenging up to eight of your closest buddies to a tournament of phenomenal proportions!





# JUST DO IT!

CLAY FIGHTER  
TOURNAMENT EDITION

That's right—  
if you were a Clay

Fighter fan, you won't be able to contain the clay inside of you when you see all the fabulous new features added to Clay Fighter Tournament Edition. If you are new to the Clay Fighting scene, don't let the friendly exteriors of the Fighters fool you. This game is as challenging and exciting as the other street-fighting games, but instead of going for blood and guts, it's clumps of clay you're aiming to take away! To add to the fun, you can challenge up to eight of your friends in a Single Elimination, Double Elimination or Sudden Death championship contest. You can choose a character, enter your own name and even choose a color to eliminate any confusion during the matches. Let the games begin!



## FEATURES

### BACKGROUNDS

One of the outstanding features of Clay Fighter Tournament Edition is the obvious attention to detail in the graphics. They're awesome! Plus, in the Vs. Mode, you are able to choose any one of twelve different backgrounds. Our favorite is a larger-than-life Blue Suede Goo and his piano.



### LEVELING OUT

Whether you're a beginner or have experience, you can use the Power Meter to help even out the matchups. This is also a good way to practice against tougher characters.



### SET THE SPEED

Another option you may set is the speed of the characters. The highest speed in the Tournament Edition is twice as fast as in the original game. Keep in mind, however, that the moves will only be faster if you are fast with the Control Pad, so keep it low if you're slow.

# MASTER MOVES

## MULTIPLE PUNCHES

Occasionally, when the timing is just right, one may take advantage of the special opportunities that arise. With Game Speed set in the middle, it is possible to deliver blows in rapid succession.



Much like Tiny demonstrates this very useful maneuver when fighting Tanker. He punches Tanker all the way to the right side, then into the punches fly.

Tanker doesn't stand a chance against Tiny's terrible barrage of blows. When you're the aggressor, this technique certainly comes in handy, but if you're on the defense, don't get yourself caught covering in the corner.

## CORNERING

Once you have the Special Moves down, try tripling the effectiveness with this handy hint. Corner your opponent, then hold Down and Left on the Control Pad. The

Blob will charge up for his Special Move, while simultaneously blocking Bad Mr. Frosty's attacks. Set the Saw free and let it slice through three times!



The Blob is sure to win this match against Bad Mr. Frosty by a "spid" decision—that is, if you can catch that cagey character in the corner and clothes him with your hold Blob Butt Saw.

## TURN THE TABLES

As a master Clay Fighter, or at least a master-in-training, it is important to watch out for out of the ordinary opportunities to score. Part of the fun

with video games is that there are all sorts of techniques for you to discover that may not be listed in the game manual.



Try this nifty trick! As your opponent attempts to gain the advantage by jumping over you, try to get a punch in his glair. As soon as the other character is overboard, you will automatically face each other again. As you're returning, it will be much easier to perform a Special Attack and gain the upper hand.

# ONE-ON-ONE

CLAY FIGHTER  
TOURNAMENT EDITION

## ICKYBOD CLAY VS. TINY

The match-up between Ickybod Clay and Tiny is no small matter. Ickybod is the clay incarnation of the circus ghost, while his not-so-Tiny opponent is the wrangling wrestler on the circus scene.



A good strategy is to give it cool. So back and wait for the breakless trade to jump.



While Tiny is in motion, perform the Flying Head. But remember, Tiny won't know what hit him, and you'll be in perfect position to finish him off with some excellent Ecto punches.



## TAFFY VS. BAD MR. FROSTY

Before the Big Purple Meteor made its impact on Playland, Taffy and Bad Mr. Frosty were simply scrumptious circus snacks. Now you'll see how Taffy's stretchable body makes for some long range attacks, and how Bad Mr. Frosty can become a snowball bomb.



Taffy has the advantage of a long reach, but he isn't as speedy as the other characters so he has to be strategic. Whether Frosty is near or far, away stretch and hold back, then punch as he jumps from above. Watch out for Frosty's Red Bear Hug!

## BLUE SUEDE GOO VS. HELGA

Here's a contest of the cronies you won't want to miss! Once a middle-aged circus freak, the Purple Meteor gave this groovy-dooded dude delusions of grandeur—he

believes he's the King of Rock and Roll! Helga's harmonious heft helps her hold her own against most any opponent, although her mind is often on her next meal.



Blue Suede Goo is obviously subjugated by Helga, so his best bet is to lay low in the left corner and let his lovely looks loose. Press Down, Down and Back, and

Back plus a Punch to perform the Flying Footlock attack. Blue can also hurt Helga by throwing a few bass. Press Down, Down and Front, and Front plus a Punch.



## A NEW TWIST FOR ADVENTURE

With *The Twisted Tales of Spike McFang*, Bullet-Proof Software takes a traditional adventure game and adds an off-beat character with unusual skills to give it a fresh feel. Young vampire-in-training Spike McFang stars in this one-player, battery-backed Super NES title, and his abilities are unlike any hero you've known before. He attacks by either spinning his cape or throwing his top hat, and he gains energy not by drinking blood, as you might expect of his ilk, but by eating vine-ripened tomatoes.

According to the game's story line, Spike is the son of Dracuman, one of the three leaders of the Vladamasco Islands. He shares the ruling duties with Vampira and General Von Hesler, but it appears that Von Hesler has a greedy streak in him. While Spike is off at training camp, Von Hesler kidnaps Dracuman and Vampira and plans to rule the kingdom solo. Spike, along with Vampira's daughter, Camella, and Von Hesler's son, Rudy, plans to put an end to the tyranny and free

the imprisoned sovereigns. His quest takes him from his home palace on the Island of Dracuman to islands previously ruled by Vampira and Von Hesler.

As adventures go, it's a slow-moving game, partly because of its slow-scrolling dialogue and partly because the animation is less than speedy. There aren't many spells to use or actions to learn, but that might be a plus for young players, for whom the theme seems most fitting, or for inexperienced adventurers, who might like the training mode at the game's opening.



Camella, fled from the castle

# A PRINCE OF A VAMPIRE

As prince of Batland, Spike feels responsible not only for rescuing the king but also for ensuring the safety of the inhabitants of the kingdom. He vows to vanquish Von Heider and return the rightful rulers to their thrones. He has the determination and—after training camp—the skills to make good on his promise.

## HAT TRICKS

Young McFang begins with a regular top hat but can upgrade to Star, Feather and Lightning Hats by purchasing them at local stores. He'll have to earn enough money to pay for them by battling the enemies he encounters on his quest.

## TRAINING

At camp, Spike learns to jump over logs, break bricks with his cape and pop balloons with his hat.

Attacking with his hat and jumping over objects are two skills that Spike learns at camp.

# THE MORE, THE MERRIER

Spike won't have to go it alone. He'll be accompanied at various points by Camelia, Rudy and Professor Steam, who all

offer help of some kind. They often show up at the most opportune times to bail Spike out of dicey situations.

## CAMELIA AND RUDY

You'll meet up with Rudy somewhere in the Batland Palace, and he'll travel with you through the Kalala Desert. Camelia will join the party in Ratville, after you and Rudy defeat the Water Tree and take healing water to her to help her recover.

## PROFESSOR STEAM

Professor Steam communicates with Spike by way of cellular phone. Every so often, he'll give Spike a call to give him special information or to let him know that he's raised his experience level.

# DRACUMAN CASTLE

Upon returning to Batland, after completing his training, Spike learns that strangers have taken over his home, Dracuman Castle, and that his parents are missing. Naturally, he's anxious to try out the techniques he learned at camp as he tries to get to the bottom of the mystery. After stocking up on supplies at the village shop, he heads north to the castle entrance, only to find the main door locked.



## MEET SID

As you turn away from the locked door, you'll get a call from Professor Shroom. He'll tell you that your aquatic pal, Sid, has a key to the castle. Look for him in the water to the left of the castle's front door.



START

## THE MISSING KEY

Sid may be big and scary looking, but he's not very tough—he lost the castle key to a mere clone of Eerie. You'll find the guilty Gotic to the right of the main entrance. Get the key and start searching the castle.



## STOCK UP ON SUPPLIES

Building experience by defeating enemies is tedious work, but you'll want to increase your level and earn enough gold to buy lots of cards before climbing to the castle's upper floors. Save enough to upgrade your top hat, too.



## ZOMBIES!

Where there's smoke, there's fire. The Zombies inside the castle eat small puffs of smoke before they spawn fire. To avoid being fried, get out of there when you see the smoke.





## FELINE FIGHTERS

The Feline Fighters are caty batters. They're hard to beat and take a heavy toll, so try to avoid them as you go through this area.




## METAL MUNCHER

To gain experience quickly, take on a Metal Muncher. Avoid its arms when it drops them and attack from a safe distance using your Tap Hat. The Metal Muncher might be big, but it's not as mean as it looks.



## KEY CLUTCH

The Big Spider is the rafter is guarding a key. When you squash the spider, the key will fall to the floor below. You'll have to go back down the stairs and avoid the Feline Fighters as you find and retrieve the key. Use it to open the locked door on the next floor and continue to another area.



## STONE SAVER

After the Stone Head on the left looks you back through the wall, be sure to save your game by talking to the Stone Head there.



## KICK BACK

If you walk to the left when you step out the door you'll come to a

Stone Head who'll beat you all the way to the right and through the wall that kept you from walking that direction.



## GET A LIFT


When you jump on the Spring, you'll fly up, hit your head, and fall into the water. Luckily, Sad will fish you out and toss you over to the left. Only a Transmuter Seed will get you out of this part of the castle.





# STREET FIGHTER II

Coming Soon  
To your Super NES  
From Capcom



TM CAPCOM

NINTENDO  
POWER


## ARACHNOPHOBIA

Go past the locked door on the second floor and keep climbing up into the rafters, then walk along the logs looking for the Big Spider that guards the key to the locked door. Attack the spider at an angle from above using your Top Hat.



## SPIDER NEST

There are lots of little spiders crawling all over the rafters, but they're easy to beat with a single cape attack. Keep moving forward spinning your cape since every few steps to keep the path ahead clear of the nasty machines.



## UP YOUR LEVEL

Before challenging Felicia, try to attain at least Level 8. Either hang around the castle entrance and beat lots of Gorbic and Vampires or search out the Metal Menchers over and over to gain valuable battle experience.



## SAVE AT THE STONE HEAD

When you come upon Spika's mother at the cleft, she'll tell you what happened and she'll refill your energy meter. Shortly after you leave, you'll meet up with a Stone Head. Be sure to save your game there, before meeting Felicia.



# SATURDAY NIGHT SLAMMASTERS

Capcom 1993  
© 1993 CAPCOM ENT. CO., INC.



Players get to travel all over in this world-wide wrestling extravaganza



## SATURDAY NIGHT'S ALL RIGHT FOR FIGHTIN'

All you lazy living-room wrestlers had better get buffed out and psyched up for Capcom's Saturday Night Slam Masters, a 24-megabyte masterpiece featuring some of the meanest, most mutual match-ups in arcade game history! Each character has his own brand of wrist-wrangling, body-bending bums and slams for you to try. Time to bash some brains!



By choosing Multi-Play Mode, you can pin down up to three of your favorite friends for a fun-very big team wrestle match!



## INTRODUCING THE CAPCOM WRESTLING TEAM

### BIFF SLAMKOVICH



HEIGHT: 6 FEET, 4 INCHES  
WEIGHT: 264 POUNDS

Nicknamed "The Rockin' Russian", this heavy-metal hunk from Russia loves to perform the Head Rocker.



The Super Fist is Slamkovich's super Special Attack.

### GUNLOC "THE LOOSE CANNON"



HEIGHT: 6 FEET, 4 INCHES  
WEIGHT: 276 POUNDS

They don't call him the "Loose Cannon" for nothing. He'll go off at the blink of an eye.



Watch out for this guy's warlike gun arm!

## SINGLE MATCH MODE

In single match mode, you can challenge a computer opponent or wrestle with a friend. The objective is to

defeat all the SlamMasters and face the Ultimate Challenge—the distasteful duo of Jumbo and Scorp!

## OUT-OF-THE-RING FIGHTING



Once outside the ring, you have 20 seconds to smash, bash and crash your opponent with anything that isn't nailed down. Bottles, Chairs and Metal Boxes are all fair game.

## COUNT OUT

While outside the ring, scan your opponent when the timer is around 15, then jump back in the ring. Watch what happens when the counter reaches 20...

Your opponent is outside of the ring and you win by default!



### HEAD ROCKER

Press Up, Up Right and Right on the Control Pad after a Dash to perform Biff's Head Rocker.



### GUT CRUSH



Give Gunloc's Gut Crush a try. The Control Pad sequence is the same as the Head Rocker's.



## NECK WRECKER

The Great On's Neck Wrecker is sure to be a real pin in the week for your opponent.



## TITAN BREAKER



Titan Tim's Titan Breaker will keep you all in half!



## GIVE UP

In the event that you are completely crushing your opponent or breaking his back, he may give up and the Referee will stop the match.

It won't be—well he surrender or will you smash him to the ground?



## WEARING OUT YOUR OPPONENT

A bit of strategy is best. Don't try a pin until your opponent is weak, or you may be in for some nasty surprises.



Toss the other guy around a few times to wear his power down.



Several slings with a big foot are also very effective.

## GO FOR A PIN

A perfectly performed pin may get you a special reward! Watch for the Wrestling Woman to leap from the crowd to congratulate the winner.



## SATURDAY NIGHT SLAMMASTERS

### THE GREAT ONI



HEIGHT: 6 FEET  
WEIGHT: 221 POUNDS

Thank goodness this former actor traded Kabuki for kicks and became a real rough wrestler.



The Cyclone Kick will surely knock the wind out of any adversary.

### TITANIC TIM "THE BATTLE AXE"



HEIGHT: 7 FEET, 9 INCHES  
WEIGHT: 432 POUNDS

This brawny brute is as tall as a tree, and he has a special place for the vertically challenged in his ice-cold heart.



The Tumbler will hit 'em where that a broom and tidal wave together.

## MORE MONSTROUS MAYHEM

### EL STINGRAY



**HEIGHT: 5 FEET, 6 INCHES**  
**WEIGHT: 163 POUNDS**

El Stingray is lacking in height, but he makes up for it with masses of muscle and machismo.



The Japanese Cover attack is a hot little helper.

### MIKE HAGGAR "THE UNCIVIL SERVANT"



**HEIGHT: 6 FEET, 7 INCHES**  
**WEIGHT: 309 POUNDS**

A burly big-city boy, this former Mayor prefers pulverizing punks to professional politics.



His personality is perfect for jailing off a Fildesee.

## TEAM BATTLE ROYAL

Team Battle Royal is a two-team tournament of the top Slam Masters. Up to four players can pair up with a

multi-player adapter, or you can fill in the extras with computer players and let the bone-crushing begin!

### TURNBUCKLE MOVES

You've seen them do it on TV—now you can tease those unscrupulous scums from a safe distance! Stand near a corner post and press the Control Pad twice towards it to climb up.



### MEET JUMBO AND SCORP

You tested yourself against these two terrible tough-guys in the One-Player Mode, but now you can choose them as your players.

Are these faithful friends or ferocious foes? Perhaps the best of both!



### CHAOS!

The fabulous four-player feature adds plenty of fun for all, but it can also create a free-for-all frenzy.

### ATOMIC DIVER



To do Stingray's devastating Diver press Right, Down, Down Right and Attack. Anchors awaigh!

### SPINNING PILEDRIIVER



This is tough to master. Exit, press the Control Pad 250 degrees, then Jump and Attack simultaneously.



## TORNADO TOSS



Grab, then press Up, Right, Up and Attack to send your rival swirling rapidly.

## DREADLOCK DROP



Grab, then press Up, Down and Attack to do the dangerous Dreadlock Drop.



You've got to hang on for dear life when things go crazy in the ring!

## TEAMING UP

Where did your trustworthy teammate wander off to? There's no time to look for him—these two are going to have their way with you!



Justin and Scott won't pin you until they are bored with your ridiculous body.

## BREAKING THE PIN

When there are four wrestlers wrangling in the ring, you'll need to watch your back! While you're in perfect pinning position and ready to score, your victim's teammate might step in and interrupt the action.



Rasta will be relieved when Garbis comes to the rescue.

## SATURDAY NIGHT SLAMMASTERS

### ALEXANDER THE GRATER



HEIGHT: 6 FEET, 6 INCHES  
WEIGHT: 359 POUNDS

Alexander's a butcher by day and a meat-cake at night in the ring! Are you his next Slamburger?



A word of warning—don't play the Fatty Cake Strip with Alex!

### KING RASTA "MON"



HEIGHT: 6 FEET, 6 INCHES  
WEIGHT: 331 POUNDS

This crazy character hasn't combed his tangled tresses in years. You'll be sure to dread his loathsome locks.




Don't get too close or you'll catch some of King Rasta's Jungle Fever!

# FATAL FURY 2

More Fighters!

More Moves!

20 Megs!



©1992 SNK, Reprogrammed: Crystal Theatre



## ONLY ONE WILL BE CHAMPION

Fatal Fury 2, by Takara, offers you a chance to conquer the world by defeating each nation's best warrior. Although it follows a similar story line to many other street fighting games, there are some interesting features that make this game worth

playing. While all the characters have powerful new moves, the real strong points are in the stages themselves. Instead of the typical left to right combat, Fatal Fury 2 gives you screen depth so you can interact with your surroundings.



The Elimination Mode lets you challenge a friend to a grudge match. You can stack your team of fighters any way you like!



You can use any of the eight fighters when you battle. If you don't care for the way a fighter looks, just press the B button to change his colors.




## 3-D BATTLE

Each of the stages has two screen depths you can fight from, so you can create an entirely new fighting style by moving from one level to the other. The first big difference you'll notice is your ability to avoid other fighters' missile attacks. If something is hurled at you, a quick jump to the top of the screen will let you avoid damage. You can also surprise your opponent with powerful kicking attacks when you move between the screen levels, but you can take damage as well.



Use the screen's different depth levels to help avoid damage. If your enemy fires a missile attack at you, quickly move up or down to avoid being hit. Move back after the missile has passed you by.



If you kick at your opponent when you move between levels, you will increase the damage you inflict. However, you can get hit as well!

## COUNTERATTACK!

Each of the characters has certain attacks you can use to avoid being damaged. By throwing an attack at the perfect moment, your fighter will become invincible until the move is finished. Depending on the character, you will need to practice each move to find the proper timing, or you will end up being damaged. If you are a split second early or late, the counterattack will fail. Learning each of the character's strengths and weaknesses is the key to learning the timing of the counterattack, so keep practicing!



You can avoid damage when you are Joe by using the Dash Kick. Hold Down/Left, then press Up/Right and B.



If you are playing as Andy Bogard, use the Shadow Splitter to avoid being hit. Hold Down/Left,



then hit Right and Y at the same time. This trick will take some practice.





# CHOOSE YOUR FAVORITE

Finding the perfect fighter is next to impossible unless you've played the game. Here is a quick overview of all of the candidates. Try out the moves, choose your favorite, then practice on your friends.

## PART 1

### MISSILE MELEE

You can catch an unwary opponent off guard when you hit him with a well placed missile. Each character has his or her own special move, so learning how to use them all will be tricky. It is also important to learn what the move looks like, so you can avoid being hit at an inopportune time. All of the missiles move at different speeds and at different levels, making it even tougher to avoid them. Don't forget, if you see a missile coming at you, jump to the other level of the screen.



You can see your enemy with a missile when you are far apart, but he or she will have more time to avoid it.



### DRAGON BULLET

Andy's Dragon Bullet is slow moving, but it is big and hard to jump over. It has a medium range.


↓ ↘ → Y or X



### SEMBEI SLASHER

Jubei's Sembei Slasher has a long range. But it is slow moving and small, making it easy to avoid.

← Hold, → Y or X



### KACHOSEN

When Mai shoots her fan at you, it will travel all the way across the screen at a fairly good rate.

↓ ↘ → Y or X



### THUNDER BALL BOMB

The Thunder Ball Bomb has a very short range, but it moves quickly and is hard to avoid.

↓ ↘ → Y or X



### POWER WAVE

Taki's Power Wave travels along the ground, burning everything in its path. It is very quick.

↓ ↘ → Y or X



### HURRICANE UPPERCUT

The Hurricane Uppercut travels a long distance, moves fast and is hard to avoid. It's a great move.

← ↘ ↙ → Y or X

## CHARACTER PROFILES & SPECIAL ATTACKS

### TERRY BOGARD



Terry Bogard is an all around great fighter. He is fairly quick, with a wide variety of moves. Some of his attacks inflict heavy damage on stronger opponents, so your high may last a little longer. He is unable to take heavy damage, so keep moving!

↓ ↘ ↙ → X+B

### ANDY BOGARD



Andy is a little smaller than his brother, so his special attacks tend to work best from a distance. His smaller frame makes him harder to hit, but it also makes it more difficult for him to damage bigger opponents. Take advantage of his good attack speed to help win your battles.

Hold ↓, ↘ → B+A

### CHENG SIN ZAN



Cheng Sin Zan is short and heavy, making his fighting style powerful but slow. Many of his attacks are easy to avoid as long as you keep your distance, but if he gets too close, he can flash off his opponent quickly. Try to get your opponent trapped in a corner, then hit him hard!

Hold ↘, ↓ → B+X

## PART 2

## FATAL FURY 2

### POWERFUL KICKS

Some of the characters have very strong kicking powers. If you are a player that prefers to use a little fancy footwork, then check out these guys. They have more power in their legs

than an entire army! Master a few of these moves, then head into battle.



#### CRACK SHOT

Terry's Crack Shot can drop his opponent in the left away. Don't get caught!

↓ ↙ ↘ A or B



#### HALF-MOON KICK

Kim's Half-Moon Kick can cover a lot of space quickly, making it very hard to avoid.

↓ ↙ ↘ A or B



#### TIGER KICK

It's hard for Joe to miss with a Tiger Kick. It's fast and covers the entire screen.

↓ ↘ ↙ A or B

## PART 3

### PAINFUL PUNCHES

If flying punches are more your style then check out these moves. Each of them can drop your opponents before they know what hit them. Although the range is a little shorter on a punch, the



#### FLYING PUNCH

Andy can hit his enemies with a barrage of punches when he uses this move.

↓ ↘ ↙ X or Y

attack is very fierce and leaves an enemy damaged beyond repair!



#### MACHINE GUN PUNCH

Joe's Machine Gun Punch can drop the enemy away, getting you out of a tight spot.

X or Y repeatedly



#### DRAGON FIRE DANCE

With less of fire, Kim can knock even the strongest opponent when she uses this move.

↓ ↙ ↘ Y or X

Check out each character's secret Special Attack when the red power bar is flashing. These attacks are powerful!

#### JOE HAYASHI



Making both strong kicks and punches, Joe is a formidable opponent. He is very fast, and his special attacks are powerful, making him easy to use. Use as the perfect character for novice players.

→ ↘ ↙ X+B

#### KIM KAPHWAN



Kim is a master of Tai Kwon Do, making his fighting style quick and powerful. Many of his attacks work both offensively and defensively. As long as he continues to use his special attacks, players will have trouble hitting him. All of his moves are easy to learn and use.

↓ ↙ ↘ ↙ B+A



## PART 4

### TREMENDOUS THROWS

The quickest way to finish off your enemy is to grab ahold of him and throw him to the ground. The trouble is getting ahold of your enemy without being damaged. Jumping to the

upper level then back down on top of them is a good technique, but it doesn't always work. Some of the characters' throws are very powerful, so try to stay out of their reach.



#### BACK DROP

Big Bear can crush his opponent by putting his weight into a Back Drop. If you're caught in this move, you're not getting up!

Hold X or Y



#### SLAM DROP

Jubei's throw can easily cut his opponent's energy in half. It also sets up his enemies for a second attack when they land.

Hold Y or X



#### IUSYA KUZUSHI

Mai may look sweet and innocent, but she packs a lot of power. If you get too close, she'll flip you back and throw you a mile!

A or B

## PART 5

### TOUGH AREAS

Both Jubei's and Mai's stages are tough to win. Not only are these enemies powerful, they get an incredible advantage on their home turf.



#### MAI - Japan

Mai can attack you from the top of the screen and knock you off with her special attack.

Hold X



#### JUBEI - Japan

The screens that run across Jubei's stage mark his attacks, making him very dangerous.

## PART 6

### BONUS STAGES

As you progress through the game, you can gain extra points in the special bonus round. Destroying everything on the screen can be tough!



#### TAI STAGE

Depending on your fighter's abilities, destroy the pillars with kicks or Special Attacks.



#### ENGLAND STAGE

Quarrying the screen in England is even tougher. Special Attacks work best.

## CHARACTER PROFILES & SPECIAL ATTACKS

### JUBEI YAMADA



Jubei may look old, but he moves with the strength of a tiger. If players get caught in his grasp, there will have trouble beating him. His special moves are some of the best around. As Jubei, try to get your opponents into the corner then hit them with everything you have.

Hold X+B

### BIG BEAR



Large and slow, Big Bear can crush his enemies in his power full arms. Because he runs so slowly, most of his power is in his holds and throws, but his slow speed puts him at a disadvantage against speedier foes. If you don't want to get hurt, you better stay out of his way.

B+X

### MAI SHIRANUI



Mai is one of the prettiest characters in the game. She can easily put on any attack, but if she does get hit, she can be easily dropped. The key to winning as Mai is to hit your opponent, then run away! Her special attacks can drop even the biggest enemies.

X+B

## FOUR BOSSES

After you have beaten all of the fighters in the game, there are only four foes that stand between you and the championship. The

trouble is, all of these guys are big, fast and mean! Only the best warriors are going to make it past this gauntlet!

## BILLY KANE

This guy is fast, and he is going to let you know how fast he is. Not only is he fast, but he carries a big stick wherever he goes. If you want to avoid his special attacks, try to jump from the back of the screen towards him, then hit him as he lands.



Watch out for Billy's powerful Big Stick. If you run into it, you'll be sorry!



Try to hit him when he lands, you'll be faster and avoid his attack.

## AXEL HAWK



This is one boxer you won't forget. His powerful muscles gave him an advantage over slower characters. While his feet may not be super fast, his fists more than make up for his weaknesses. Try to jump over his attacks and hit him from the air.



Many fighters have gotten into the ring with Axel, but very few ever leave while they're still standing.

## B. LAWRENCE

Lawrence has been honing his skills and reflexes against the bulls. An expert bullfighter, he can bring down the bulls with his bare hands as well as any weak fighters he may encounter. It will take very fast reactions to avoid his attacks, especially with the bulls running by in the background of this stage.



If the bulls are running by, blocking is your only defense against his attacks. If you do jump, make it quick!



Don't get caught in his traps or the fight is over!

## W. KRAUSER

The ruler of the underworld has sponsored this tournament in order to seize control of the Overworld. Now that you have defeated the world's most powerful warriors, he is not about to let you stop him. His attacks

are both powerful and fast, so only the best will be able to beat him. Your only escape from many of his moves will be to jump to the upper area. Because he's so fast, if you let up for a second, your battle will be finished, and so will you. Good luck, you're going to need it.



Hit Krauser while he's not moving and don't let up, or he'll knock you out!



The only way you can avoid his special attacks is to move to the background.



# A.S.P.

## AIR STRIKE PATROL

### A WAR OF MANY ENDINGS

As the sun rises over the harsh desert sands, the rumble of military vehicles disturbs the silence. Zarak military units have invaded a neighboring country under the cover of night. As UN troops are called to battle, the A.S.P. begins the first strategic strikes against this menace.

© 1994 Sega USA, Inc.



## DESERT WARFARE

Air Strike Patrol is a great air-combat game by Sega. Many war game fans will be reminded of Desert

Strike by the detail and game play that goes beyond the call of duty. Unlike Desert Strike, players must also maintain popularity at home while testing their skills against the enemy. You must avoid hitting friendly troops, but as many targets as possible, and refrain from wasting valuable ammunition. If you fail to do this, your war effort will be cut short by lack of interest and funding. There are over ten different endings for players to find, keeping the challenge active for a long time to come.



### INTELLIGENCE

### PLANES

### COMBAT

### STATUS



# AIRCRAFT

**AIR STRIKE  
PATROL**



As a member of the Air Strike Patrol, or A S P, it is your job to provide air support for all of the UN ground troops. Your squadron is well equipped with a wide

selection of weapons and aircraft. Study your mission requirements and select the best plane for the job because picking the wrong aircraft can be tragic!

## F-15 STRIKE EAGLE



### DUAL ROLE FIGHTER

The F-15 Strike Eagle is a well-rounded aircraft, built for both speed and endurance. You can equip it with Mavericks or MK-82 Smart Bombs for ground assaults, or with sidewinders for



air-to-air battle. The powerful engines are equipped with afterburners so you can race out of danger, but they reduce the turning ability of the F-15. If you need to hit the enemy hard and fast, then this is the plane for you!

## A-10 THUNDERBOLT II

### CLOSE SUPPORT

The A-10 Thunderbolt II is commonly known as the Warthog because it's ugly and tough. It's able to fly into a battle low and slow, wiping out everything in

### ARMAMENT

Choosing the proper weapons is key in hitting your targets accurately and winning the war.

#### M61 VULCAN



The 20mm cannon is a great secondary weapon in air combat. The F-15 is equipped with this.

#### GAU-8 AVENGER

In order to protect the heavy armor of enemy tanks, the A-10 uses a 30mm cannon.



#### AIM-9 SIDEWINDER



The Sidewinder is the missile of choice in air-to-air combat. Just lock on the target and fire!

#### AGM-25 MAVERICK

The AGM-25 is a powerful bomb that utilizes a remote control guidance system.



#### MK-82 SMART BOMB



Heavy and powerful, the MK-82 dives straight down on its target. This is great for direct bombing.

#### MK-20 LOCKEY BOMB

The Lockey explodes into several smaller bombs when it is fired. It is perfect for destroying buildings.



its path. Because the A-10's primary task is ground assault, it can be equipped with Mavericks, MK-82 Smart Bombs, or the super powerful MK-20 Cluster Bombs. The A-10 has little defense against the Mig-29.



# 0 OPERATION DESERT CORRADO

Each of the missions in Air Strike Patrol requires you to clear specific targets out of several areas. All of the tar-

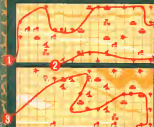
gets are well defended by anti-aircraft armaments, so a steady aim and quick reflexes are very important.

## MISSION NO.2

### DESTROY SCUD LAUNCHERS

	TIME	45 hrs.
	MAX. SCORES	5
	OBJECTIVE	Scud Launchers
	AREAS	A & B
	M.O.R.	80% or 40 Launchers

Scud Launchers are mobile missile carriers. Their sole purpose is to destroy civilian targets. Because they are light and mobile, they do not show up on the long-range radar. You will need to seek out the launchers.



### FLIGHT PLAN

When you study the intelligence reports, the question marks indicate the possible Scud sights. You'll need to fly over all of them to find the launchers.



### ATTACK

When you encounter a group of launchers, slow down and start bombing. If a missile begins to smoke, hit it before it takes off!




## MISSION NO.4

### ATTACK ZARAK AIR BASES

	TIME	60 hrs.
	MAX. SCORES	7
	OBJECTIVE	Zarak Facilities
	AREAS	2 & 3
	M.O.R.	50%

The Zaraks are launching a massive attack on their defenseless neighbors. You must disable the Zarak Air Force while it is still on the ground. Hitting all of the airfields will make your job much easier.



### MISSILE LOCK

When you are using the laser-ech missile, be sure to watch where you shoot. Because these missiles are automatically guided, you may accidentally hit an your own troops if you're not careful. AG-25s launch facilities should not be hit at all.



### HIT THE HANGERS

You only need to hit all of the buildings and ammo dumps to destroy an airfield. Everything else is just a waste of time and ammunition and will only serve to lower your score.





Before you head into battle, study the intelligence reports carefully. They will indicate the locations of

your targets, as well as any other defenses you may encounter.

## MISSION NO.6

### WEAPONS FACTORIES

	<b>TIME</b>	30 hrs
	<b>MAX SORTIES</b>	4
	<b>OBJECTIVE</b>	Chem Factories & Troops
	<b>AREA</b>	3
	<b>MDR</b>	100%

As a last resort, the Zarak military plans to use chemical weapons on the civilians and UN troops. You must destroy all of the buildings in the N.B.C. Factories as well as the surrounding troops to keep your guys healthy. If you miss any, the war is over.



### USE TERRAIN

Because the A-10 is safer to hit when it's flying slowly, use the mountainside terrain as protection. Enemy missiles will hit the mountainside instead of your plane.



### CHEMICAL FACTORIES



You must destroy all of the buildings as you'll lose the war. Look carefully for smaller buildings that you might have missed the first time around.

### TROOPS

Use the A-10's Avenger Cannon to take out all of the enemy troops. This way you can save the bombs for buildings.



## MISSION NO.8

### DESTROY ZARAK HQs

	<b>TIME</b>	24 hrs
	<b>MAX SORTIES</b>	2
	<b>OBJECTIVE</b>	Zarak HQs & Weapons
	<b>AREA</b>	3
	<b>MDR</b>	100%

Because this mission is at night, you'll need to fly carefully. You only have 24 hours to finish off the Zarak Headquarters before they launch an all-out nuclear attack. Work fast and strike hard!



### TAKE OUT THE GROUND TROOPS

When you approach the Headquarters on your first sortie, try to clear out as many of the ground troops as possible. This will make your next mission easier.



### ZARAK HEADQUARTERS

The Zarak Headquarters is well fortified, and it will take several hits to destroy each wing. Inside the buildings are powerful anti-aircraft guns that you must destroy, as well.



# Super LOOPZ

Get ready for a mental meltdown with Super Loopz from Imagineer. This action puzzler offers up pieces of pipe for you to connect to form closed loops. Spin the pieces and try to fit them together in loops, but you have only a few seconds to make your choices before the pieces explode. Featuring the lightning fast rounds of the Arcade Mode and the mind-blowing Puzzle Mode, plus two variations of two-player games, Super Loopz is packed with challenges and headaches.

## CLOSURE IS GOOD

You've got three basic types of pipe: corners, straight pieces, and impossible-to-fit pieces that may drive you into bug-eating insanity. The time for fitting them together is limited. The more complete loops you make, the higher your score. That's basically it. Seek closure.



What does closure get you? Higher scores, less time for planning moves, more challenges, and new playing field backgrounds.

## THE ARCADE GAME

This mode puts you in a level-oriented contest with increasing difficulty and passwords to note your progress. On each level, your goal is to complete ten loops. Subsequent levels have greater speed or more weirdly shaped pieces. In all, there are 21 levels to confound and confuse.



You can earn bonuses by building extended complex loops with over 34 corner pieces, but it may bend your mind out of shape, too.

## MULTI-LOOPING



As play picks up, the time for placing pieces goes down.

Start building several loops using the various pieces.



Now, any piece that appears will have a greater chance of fitting in.



# THE PUZZLE GAME

**SUPER LOOPZ**

In this brutal brain drain, you'll either muster your powers of memory or get sucked down to eat "humble" pipe. The computer starts you off with a simple shape, then it starts taking pieces away. One-by-one, the pieces will return for you to place, if you can remember where they go. Only a few pieces are removed from early puzzles, but you must reconstruct entire, complex shapes in the difficult upper levels. You have limited tries.



Not only do the puzzles become more complex with lots of corner pieces, the computer also takes away more pieces at higher levels.

## PLACE YOUR ORDER



Concentrate on the shape and order of removed pieces.



The computer presents the pieces in reverse order.



Reorient and replace the pieces in the same locations.

# ONE-ON-ONE

Super Loopz offers one- or two-player brain busting for twice the fun or twice the frustration. In one mode, you'll create loops on your own half-screen playing field while your opponent works on his or her own side. The second mode drops you both onto the same playing field so you can steal and block the other player's moves directly. There's also a handcapping feature.



## CHALLENGE



You don't have much space to work with, so keep your loops small.

## ARCADE



The players can keep track of their "active" pieces by noting their different color.



Look for opportunities to block your opponents or complete one of their loops.



VER TWO

**WINS!**


Challenge matches take the form of best-of-three, so you can always come back from a humiliating defeat.



At the higher levels of the two-player Arcade game, the action speeds up.

# SECRET of MANA *Special*

EPIC  
ADVENTURES  
ARE BIG HITS



Secret of Mana combines the best of both worlds, pairing action-packed fighting sequences with the strategic and problem-solving common to RPGs. The result is an engaging, fast-paced adventure.



**W**e introduced you to Square Soft's Secret of Mana in a feature article back in Volume 54, just as it was about to be released. Since then, it has become a best-seller and has shown up on just about everybody's "gotta have it" list. The game's success would surprise no one in Japan, where RPGs and adventure games are the biggest sellers, eclipsing the action games that are so popular in the U.S. and Canada. Given the popularity of

adventure games world wide and the success of titles such as Secret of Mana and The Legend of Zelda: A Link to the Past,

we think that it's time to take a closer look at the adventure/RPG genre. If you're one of the many action-game devotees who haven't ventured into the world of adventures, take a look—and see what you've been missing.



# POWER EXPLORER'S REPORT SECRET of MANA Special



Big action games usually hit the ground running, but quickly become yesterday's news as sequels are introduced. Great epic games build in popularity and often remain on "best of" lists for the life of a system.

## LOOK FOR LASTING APPEAL

As today's games become more complex, they're also becoming more expensive. That's because more money is being put into developing games that push the limits of the Super NES



Players who buy action games usually play them over and over when they first bring them home. After the initial playing frenzy, their interest usually drops sharply, and they start looking for the next challenge.

And because complicated games often require more chips, which also drives their costs up. When you plunk down your hard-earned money on a new



When you compare the play value of an adventure game such as Secret of Mana to an action game, which you can usually complete in one sitting, you can see why the adventure wins hands-down when it comes to lasting appeal.

game, you want a lot of entertainment for your dollar, and that's just what you get with a good adventure game. From classic adventures like The Legend of Zelda: A Link to the Past and Secret of Mana to more action-oriented games such as Super Metroid, players are finding the games to have lasting appeal.

## WHAT MAKES SECRET of MANA SO COMPELLING?



Secret of Mana's many options are easily accessible and simple to use, which speeds up play. Clicker games are one of the game's creative features.

interest. The game also broke new ground by including a multiple-player option that lets up to three people play cooperatively using one of the multi-player adapters now on the market. The option is a big plus for players.

**R**PGs may be king in Japan, but games that combine action with role-playing appeal more to players in the U.S. and Canada. Square Soft hit on a winning combination with Secret of Mana, an involving adventure with lasting appeal. The wide variety of places to visit, items to find and secrets to uncover, as well as the many innovative weapons and tools that the characters use, help sustain player



Using a multi-player adapter, three people can team up to take on the sundry baddies in Secret of Mana.

# MANA MANIA

**T**he beginning of the story is told in the opening scenes of *Secret of Mana*, and details unfold gradually as players discover people and places that hold clues that they can piece together to solve one of the game's many mysteries. The sense of discovery is one of the elements that make adventures like this one so enthralling. As players are drawn deeper into the mystery, they



Canon Travel is an option for the adventures traveler in *Secret of Mana*, but it's not the only way to by. Can it be?—it's a blast!

feel compelled to look just a little bit further—who knows what's behind the next door, beyond the next bridge or bared in the next cavern.


And there are lots of places to look for clues. The world of *Mana* might seem small to start with, but as players solve the problems plaguing places such as Pandora and Gaea's Navel, they'll open up a vast new region that they must journey to by way of Cannon.

Cannon? We've seen many modes of travel used in adventure games, but *Secret of Mana* introduces a couple of types that players won't find offered by their local travel agents. Aside from the Cannon Travel Service, which will cheerfully blast travelers to nearby islands, they'll also come to command a white dinosaur named Flamee that will fly them to any location they desire.

It's easy for players to have friends join them in *Secret of Mana*,



The two-headed Jolberwocky is a good example of the kinds of challenges the travelers will encounter in this epic adventure.



The trio of travelers will learn to use lots of different magic spells as they journey to foreign lands. They'll have to discover which spells work on which enemies, because sometimes only magic will prevail.

too, in the solo mode, a player can control any of the three characters after the girl and the sprite have joined the boy. In mul-



## SQUARE SOFT'S SET FOR ADVENTURE

**S**ome software companies publish many kinds of games, but others, like Square Soft, concentrate on one genre. Although Square produced *Rad Racer 2* back in 1990, it now focuses exclusively on RPGs and adventures. In Japan, the *Final Fantasy* series has been highly successful and competes head-to-head with the ultra-hot *Dragon Warrior* games. By concentrating on making the best adventures and RPGs possible, Square keeps coming up with the winning formula—and it keeps players looking for games that bear its logo.

**KING'S KNIGHT**  
NES OCT '89

**FINAL FANTASY**  
NES AUG '90

**RAD RACER 2**  
NES JUNE '90

**FINAL FANTASY  
LEGEND**  
GAME BOY SEPT '90



**FINAL FANTASY:  
MYSTIC QUEST**  
SUPER NES NOV '92

**FINAL FANTASY  
LEGEND III**  
GAME BOY AUG '93

**SECRET OF MANA**  
SUPER NES OCT '93

**FINAL FANTASY II**  
SUPER NES NOV '91

**FINAL FANTASY  
ADVENTURE**  
GAME BOY OCT '91

**FINAL FANTASY  
LEGEND II**  
GAME BOY OCT '91







The quest begins on a tropical island but continues to a desert region, a sand dune, a frozen forest and then to a forest in the sky.

single-player mode, a second and third player can join in or leave at any time, even in mid-game, by simply plugging in or unplugging additional controllers. Having other people controlling the other characters can be a real plus when the party meets up with a major enemy!

Secret of Mana is so vast that next month we'll begin a three part series "The Days of Mana." Gain valuable insights into the game through reprints of the heroes' journey through the amazing World of Mana.

#### BREATH OF FIRE SUPER NES JULY '94

#### FINAL FANTASY III SUPER NES FALL '94

Final Fantasy III is known as Final Fantasy VI in Japan, where players stood in long lines to get their copies.



Look for Square Soft's latest installment in the Final Fantasy series this fall. It's been a huge hit in Japan!

## POWER EXPLORER'S REPORT SECRET of MANA Special

# MANA MANIA CONTEST

**H**ave you got your adventure? Take the Secret of Mana challenge! Get it. Play it. Finish it! Find the answers to the ten questions listed below, then send your answers on a 3 1/2" by 5" card to the address provided below—and do it by July 31. We'll draw 50 winners from among all of the cards we receive that have the right answers to the questions. Winners will receive 10 Super Power Stamps to spend on the Super Power Club merchandise of their choice. What a deal!

1. WHO GIVES YOU THE MIOGE Mallet?
2. WHO IS HOLOING SANTA CLAUS PRISONER?
3. WHO GIVES YOU THE FLAMMIE ORUM?
4. WHAT MAGIC WORKS ON THE CRYSTAL ORB IN THE MOON PALACE?
5. WHICH ENEMY MUST YOU DEFEAT TO GET LUMINA MAGIC?
6. HOW MANY GOLO PIECES DO YOU EARN BY DEFEATING HYORA?
7. WHAT DID THE BOY EARN BY DEFEATING HIS DOUBLE?
8. WHO SELLS THE VEST GUARD?
9. IN WHICH TOWN OR CITY DO YOU MEET THE KETTLE KIN?
10. WHO IS THE BOY'S MOTHER?

**BE A WINNER!**  
SEND YOUR ENTRIES TO:

NINTENDO POWER  
SECRET OF MANA  
SECRETS  
P.O. BOX 57041  
REDMOND, WA 98073-5741



COMING NEXT MONTH:  
**SECRET of MANA Special**  
The Days of Mana

# CLASSIFIED INFORMATION

NINTENDO  
TOP  
SECRET  
POWER



## ■ FROM AGENT #712

### Sound Test

One of the strongest features of Super Empire Strikes Back is the excellent sound effect and music. You can sample all of the different sounds with this tricky code from Agent #712. Normally, you would enter special codes on the Title Screen, but you must enter this code while you are playing the game. When you're on any of the side-scrolling stages, press and hold (in this order) the A, B, X, and Y Buttons. While holding these buttons, press the center of the direction pad and hit Start. If you enter the code correctly, the Sound Test screen will appear.



Start a new game and begin playing any side-scrolling stage.

In this order, press and hold the A, B, X and Y Buttons.



Press and hold the center of the Control Pad, then press Start.

Select the sounds by pressing Left/Right; press A twice to hear them.

### Change Intro

This strange trick will let you play with the words that scroll by during the Intro Screen. When the Menu Screen first appears, press the Y Button four times. If you hear Darth Vader say, "Impressive," press the Start Button. Wait for the Star Wars Jogo to fade, then use the Control Pad and the L and R Buttons to rotate or scroll the introduction. You will also be able to move the Star Destroyer around the screen.



On the Menu Screen, press Y four times, then press Start.



Use the Control Pad and the L and R Buttons to play with the introduction.



## ■ FROM AGENT #459

### The Extra Mode

The Extra Mode of Rocky Rodent will allow you to alter some of the different options in the game. On the Title Screen, press the Start Button. As Rocky begins running across the screen, press Y, A, R, A, B, then A. If you enter the code correctly, you will hear a tune and you will be taken to the Extra Mode Screen. Use the Control Pad to change the different elements of the game. You can adjust the number of Continues, the sound and your button configuration.

When the game begins, press Y, A, R, A, B, then A.



At the Title Screen, press Start to begin a new game.



When Rocky runs across the screen press Y, A, R, A, B, then A.



If you enter the code quickly, the Game Mode will appear.



You can adjust the buttons and increase your Continues from this screen.



## FROM AGENT #824

### More Special Guests

All kinds of codes have been rolling in for NBA Jam. Our agents have discovered four more characters to add to your code books, so enter the following initials and check out these codes! You can use any of these characters with any of the teams, or set up an entire game with only special players. When you start a new game, enter the initials for your character, leaving the last letter blinking. Enter the corresponding code to enter the last letter and begin playing.



Enter the initials LW, leaving the last space blank and flashing.

Press and hold R, Start, then A to play as Warren Moon.



Enter the initials DS, leaving the last letter flashing.

Press and hold R, Start, then A to play as P. Furr.



Enter the initials MT, leaving the last letter flashing.

Press and hold R, Start, then A to play as Mark Turell.



Enter the initials ES, leaving the last space blank and flashing.

Press and hold L, Start, then X to play as Eric Kaler.

## Shot Percentage

Each player in the game shoots better from different spots on the court. Use this code to help discover each player's strengths and weaknesses. Start a new game, enter your initials, and select any team that you want. When the Team Match-up screen appears, tap any button once, then hold Down, B and A until the tip-off. If you enter the code correctly, "Shot Display % Activated," should appear on the screen. The shot's chance of hitting will appear in the bottom corner of the screen, whenever you shoot the ball. A percentage won't be shown if you Jam the ball.



On the Team Match-up Screen, tap any button once then hold Down, A and B.

After the tip-off, your shot's chances of hitting will appear in the bottom corner.

## On Fire

If you hit three shots in a row without the other team scoring, you will become, "On Fire," until the other team scores. When you are On Fire you have unlimited turbo power, a better chance of hitting shots, and you can't be caught goal tending. Use this code to be permanently On Fire from the start of the game. After you select your team, wait for the Tonight's Match-up Screen to appear, tap any button seven times then hold Up, B and Y until the tip-off.

**At "Tonight's Match-up," Tap any button seven times then hold Up, B and Y until the tip-off.**



Start a new game and select any team you want.

At the Tonight's Match-up Screen, tap any button seven times, then hold Up, B and Y.



Hold the buttons until the tip-off, and Power-Up Fire will appear in the bottom corner.

You will have unlimited turbo power and a better chance of hitting your shots.

## CLASSIFIED INFORMATION

### SUPER CONFLICT THE MIDEAST

#### ■ FROM AGENT #123

##### Mission Select

Normally, winning battles in *Super Conflict* will allow players to access the later stages of the war. With this code, you can access any battle from the very beginning of the game. When you are on the scenario map (with the jeep), hold the L and B Buttons, then the X and Y Buttons. While you are holding all these buttons release the X Button, then hold it again. Release all of the buttons, then move the jeep up to the unit area. Press the L and B Buttons to light the new area.



Normally, you must win each battle before you can move onward in the war.



On the scenario map, hold L and B, then X and Y, too.



While holding all the buttons, release X and hold it again. Now release all the buttons.



Move to the unit area and press L and B to light it up.

### BATMAN RETURNS

#### ■ FROM AGENT #402

##### Extra Continues

Agent #402 has sent in a code that will allow you to start the game with nine Continues instead of the normal three. When you get ready to begin a new game, go to the Option Screen and highlight the Rest Option. On Controller II, press Up, X, Left, Y, Down, B, Right, A, Up and X. If you enter the code correctly, you will hear a tone. Exit the Option Screen and begin playing. When the game is over, the extra Continues will appear on the Continue Screen.



Go to the Option Screen, highlight the Rest Option, then enter the code.



If you hear a tone, you will have nine extra Continues.

### STREET COMBAT

#### ■ FROM AGENT #923

##### Battle Onward

Making it all the way through *Street Combat* with a limited number of Continues can prove difficult for even the best players. You can get 50 extra credits when you use this code, improving your chances of finishing the game. When the Title Screen appears, select the Option Mode and press Start. On the Option Screen, highlight the Credit Option and press Select 10 times. When you return to the game, your credits will increase to 50.

**On the Option Screen, highlight Credits and press Select 10 times.**



Normally, you will only have five Continues to finish the game.



On the Title Screen, select Options and press the Start Button.



Highlight the Credits Option and press Select 10 times.



When you begin playing, you will have 50 credits to help finish the game.

## CLASSIFIED INFORMATION



### ■ FROM AGENT #839

#### X-tra Mega Men

Having trouble making it through Mega Man X? Try this great trick to head into battle with a full complement of Mega Men. After you have completed the first area, select the Armored Armadillo Stage. When you first enter the stage, work your way to the right, start the cart moving, and jump off. Continue walking to the right, stopping when you find a Fat Bat hanging from the ceiling. When you shoot the bat, a Power-Up will appear and most of the time it will be a 1-Up. Walk to the left, then return back to the Bat. You can continue to shoot it until you build up nine extra lives. If you continue through the stage and defeat the Armored Armadillo, you can return to this stage whenever you need to. After you use this Power-up trick, you can use the Escape U weapon to exit the completed stage!



After you have finished the introduction stage, enter the Armored Armadillo stage.



Work your way to the right past the enemies, stopping when you see a Fat Bat.



Shoot the Bat, collect the 1-Up, then walk a little ways back to the left.



When you return to the right, the Bat is back, and so is the 1-Up!



### ■ FROM AGENT #691

#### Cheat Mode

Jurassic Park, by Ocean, brings all of the adventure and danger of the movie to your Game Boy. The problem is most players will have trouble finishing this challenging game. Agent #691 has discovered a special Cheat Mode that will allow you to skip to any stage of the game. When the Title Screen fades and the T-Rex opens his mouth, press Up, Down, Left, Up, Down, Right, and Select. Repeat the whole sequence a second time, then press Start to begin the game. Anytime during the game, press and hold Start, then press Select to skip to the next area of the game. If a game has multiple areas, you will have to press Start and Select again to exit the stage.

**When the T-Rex appears, press Up, Down, Left, Up, Down, Right and Select. Repeat then press Start.**



When the T-Rex appears on the Title Screen enter the code above.



After entering the code, begin playing the game at random.



Press and hold Start to pause the game, then press Select to skip the stage.



Continue skipping stages to get to the stage you want to play.

## SECRET AGENTS WANTED

A popular activity among Nintendo game players is developing tips and strategies. If you would like to share your own special tips with us, send them in! Choose your own three-digit agent number and be sure to include it with your codes.

Our Address is:  
Nintendo Power  
Classified Information  
P.O. Box 97033  
Redmond, WA  
98073-9733





# SUPER METROID

## CHAPTER 2 TIME FINAL BATTLE







THE POWER OF THE  
MIND IS A  
MIGHTY FORCE

THE POWER OF THE  
MIND IS A  
MIGHTY FORCE

THE POWER OF THE  
MIND IS A  
MIGHTY FORCE

THE POWER OF THE  
MIND IS A  
MIGHTY FORCE

THE POWER OF THE  
MIND IS A  
MIGHTY FORCE

THE POWER OF THE  
MIND IS A  
MIGHTY FORCE









# COUNSELORS' CORNER

## FLASHBACK

HOW DO I GET TO THE UPPER LEDGE AT THE BEGINNING OF NEW WASHINGTON?




Todd Buechele

**J**umping to the upper ledges at the start of the second stage is easier than it first appears to be. If you stand at the edge of the ledge and press Up to jump and the Y

Button to grab, you won't make it. Instead, stand next to the wall facing left. Hold the Y Button down and tap Left on the Control Pad once. You'll begin to run, and, if you keep the Y

Button down, your character will automatically leap when he reaches the edge. He'll easily reach the ledge above. Try using the maneuver in other areas of the game, too.



If you stand near the edge of the ledge and try to jump by pressing Up, you won't make it.



Start next to the wall and face to the left. Hold the Y Button down and tap Left to begin running.



Your character will run up the left. If you continue to hold Y, he'll jump when he reaches the edge.



WHERE ARE THE ELEVATORS IN STAGE 3?



**T**he Elevators in Stage 3 are unlike any others you find in the game. The lifts in this stage look like beveled glass plates. They have purple lines along their lower edges and are marked with green insignias on their left sides. You must stand behind the glass, hold the Y Button, and press Up or Down to operate them, but you can't use them until you clear each floor of all its enemies.



Unlike the Elevators in the first stages, which were marked with stripes, the ones in this stage are glass.



Stand behind the glass plates, hold Y and press Up or Down on the Control Pad to operate the Elevators.

# PLOK

## HOW DO I DEFEAT THE PENKINOS?



Sara Osborne

**T**he Penkinos are the group of inflated magicisms that you'll encounter in the second Stage of Akrylic Island. They float around, dropping deadly stars on the Plokver

from above. To attack, strike the target directly under one of the blobs to send spikes shooting out to puncture it. When it deflates and falls, quickly shoot it before it inflates and floats

back up. Each time you hit one of the Penkinos, it starts moving faster and dropping more stars, so attack them one at a time. That way, you'll have to handle only one fast-mover at a time.



The Penkinos on Akrylic Island float overhead and drop sharp star bombs down on Plok.



When one of the magicisms gets close, hit the target below it to send spikes shooting out.



The spikes will deflate the Penkinos. Hit it while it's on the ground. Before it can float back up.



## HOW DO I DEFEAT THE WOMACK SPIDER?



**T**he Womack Spider hangs out in the sixth stage of Akrylic Island. It will begin spitting green ooze at you when you attack it. The more you hit, the more it spits. To defeat it, you must knock all of its legs off. Wait for it to drop down low to the ground, then jump and shoot. You'll know you're scoring hits when you see the green slime fly. It'll take 12-14 hits to knock all its legs off and defeat it for good.



After the first two hits, the Womack Spider's legs become vulnerable to your attacks.



Wait until the spider dips down on its web, then jump and shoot. Make the green slime fly!



## HOW DO I DEFEAT ROCKYFELLA?



**R**ockyfella pops his fists up out of the ground before his head emerges. Stand directly

in the center of the screen to avoid the fists that come up on the right and left. Just before his head finally

appears, stand on the left side of the screen and fire to the right to score some early hits.



Stand in the center of the screen between the two fists that rise out of the ground.



Stand on the left and fire to the right as Rockyfella's head emerges to send it back under ground.



Get ready—he'll come back out with another two-fisted attack. Fire to the right to score some early hits.

# ZODA'S REVENGE STAR TROPICS II

## HOW DO I GET THROUGH CHAPTER 3?



Mark Simkins

Find your way through Chapter 3 using this map of the Monkey Maze.

Exit

Step onto any of the platforms to view a small section of the maze.

Defeat the enemies at the two places marked "X".

Be sure to pick up the Heart Container to increase your life meter.

Entrance



## HOW DO I GET OUT OF THE PYRAMID?



**N**ear the end of the Pyramid, you'll end up in an area that loops and seems to have no exit. When you reach this point,

you'll need to use the Magic Flute. Go to the room where the tiles on the floor form the shape of a snake. Stand before the tiles and play the Magic


Flute. Your music will entice four large snakes to emerge from the wall on the left. When you defeat all four, a hidden passage will appear.



Go to the room where the floor tiles are arranged in the shape of a snake. Play the Magic Flute there.



The music from your Flute will cause four large snakes to slither out from the wall on the left.



When you defeat all four of the snakes, a hidden passage leading to an exit will show up.

# ULTIMA RUNES OF VIRTUE II

## HOW DO I GET THE HEART KEY IN THE CAVERN OF PRIDE?



Patrick Taylor

**L**ook into the rooms on the other sides of the walls, then walk to the moving teleporters on the right. Stand a half space below where the third teleporter from the left appears and watch the pattern in which the teleporters show up. Just before the third teleporter appears, press Up on the Control Pad to reach the upper teleporters. From there, walk down out of range to the Chest with the Heart Key.



Stand half a space below where the third teleporter appears. Press Up just before it shows up.



From the upper teleporters, walk down out of range before the third teleporter appears.



## HOW DO I FIND THE SNAKE SHIELD?



**S**hove the rock to the upper right and flip the teleporter switch. You'll transport to a room where you'll find the Star Key. Return and push the rock to the lower right area. Transport from there to the

area where the four teleport arrows with the four buttons are. Press the buttons so the top arrow points down, the right arrow points to the right, the bottom arrow points left and the left arrow points up. Now the teleport

arrow in the upper left area will be pointing down, so you'll be able to transport to the area where the Star Door is. Open the Star Door to pick up the Snake Shield, then drop down the pit to the next floor.



Push the rock over to the upper right, then teleport to the room with the Chest that holds the Star Key.



Press the buttons so that the arrows are pointing in the directions shown in the photo above.



Teleport to the area where the Star Door is, then open the door to find the Snake Shield.

## STUCK IN A RUT? NINTENDO'S PROS CAN HELP YOU OUT



**WRITE TO:**  
Counselors' Corner  
P.O. Box 97033  
Redmond, WA  
98073-9733

**CALL:**  
(206) 885-7529  
Nintendo Game Play  
Counselors are on call  
Mon.-Sat., 4:00 a.m.  
to Midnight and Sun.,  
6:00 a.m. to 7:00 p.m.  
Pacific time.

# POWER PLAYER'S CHALLENGE

So you think you're good? Well, let's see what you've got. Send in all of your best scores and achievements so we

can show them to the world! Don't forget to put your name and address on the photo, or we won't know who you are.

## CHALLENGE

### NBA JAM

What is the biggest blowout you can score in a one-player game?



Take a shot of the Stat Screen at the end of the game.

### KIRBY'S PINBALL LAND

What is your lowest score when you beat King Dedede?



Try to make as low points as possible.

### THE SEVENTH SAGA

How fast can you make it to the end of the game?



Submit a photo of your first finishing shot.

### METAL COMBAT

What is the highest Final Ranking you can earn?



It'll take a strategy aim to be the best at this game.

### BONK'S ADVENTURE

How high of a score can you rack up in this caveman adventure?



Aim everything you can to really maximize your score.

### JEOPARDY! DELUXE EDITION

How much money can you make in a single game?



Be sure to use your Daily Doubles to make big bucks.

## SUPER POWER CLUB CHALLENGE

Take the challenge!

The top 25 players that best meet the monthly challenge will be awarded 4 Super Power Stamps for use towards the purchase of Super Power Supplies. Send all eligible entries to the address at right. The entries must include: Name, address and Membership Number of the player on the back of a photograph of the completed challenge (which includes the system in the photo). All entries must be received by June 30, 1994. Winners will be printed in a future issue of Nintendo Power and will be notified by mail. All scores printed are decided by Nintendo Power Staff. All decisions are final.

### KEN GRIFFEY JR. PRESENTS MLB

How many balls can you drive over the fence in the Home Run Derby?



Pick your favorite batter and start swinging!



# POWER PLAYERS

## STAR FOX

### Lowest finishing scores.

Douglas Saperka	4,700
Philadelphia, PA	
Drew Wilcoxson	5,400
Lithonia, GA	
John MacKay	6,100
Douglas, KS	
Nathan Bowerman	6,200
Cedarville, AR	
C.J. Nemer	6,600
McKees Rocks, PA	
Tim Gertsch	7,200
Goose Creek, SC	
Mike Gihedma	7,400
Springfield, VA	
Eric Churchill	7,700
Lenexa, KS	
Tom Adams	7,800
Pelham, NH	
Ethan Martin	8,000
Wayne, NJ	

## YOSHI

### Best Scores.

Craig Patik	8,025
Toledo, OH	
Jason Burwick	7,565
York, PA	
Justin Etzkorn	1,655
Victoria, BC	

## DISNEY'S ALADDIN

### Finished the game with the most red gems.

Kyle Fenske	63
Greenwood, WI	
Rick Rogers	61
Bensenville, IL	
Ruth Claus	60
Tinlry Park, IL	
Chris Honey	58
Brooklyn Center, NY	
Michael Gross	57
Patcho Sue, NY	
Parker Lee Mott	53
Winter Garden, FL	
Reuben Uy	46
Houston, TX	

## R.C. PRO-AM

### Most trophies won.

Robbie Stevens	48
Patterson, NJ	
Rick Conklin	24
Pine Bush, NY	
Mark George &	18
David Turnbull	
Pickering, CA	

## DR. MARIO

### Highest Scores.

Marie Lloyd	3,388,200
Peggy Wiebush	2,561,000
Grey Forest, TX	
Dorothy Sommers	2,191,700
Miami Beach, FL	
Glen Hill	1,829,200
Rockland, ME	
Penelope Sue Muff	1,223,800
Claremont, CA	
Jennifer Seden	1,240,500
Roscoe, NY	

## TETRIS 2

### Highest Scores.

Debbie Vasilinda	447,230
Bellingham, WA	
Robin Ramsey	425,150
Edmonds, WA	
Jason Earls	416,570
Hamburg, NJ	
Mareen &	227,030
Charles Bates	
Henderson, NV	
David Legg	105,400
Kanata, ON	
Jack Wiley	100,930
Chicago, IL	

## GOLF

### Lowest Scores.

Scott Looker	-24
Denmark, WI	
Mark Hamel	-18
Sarasota, FL	
Bob Feldman	-17
Corvallis, OR	

## FINAL FANTASY

### Finished game with four white wizards.

Matt Yoho	Finished
Pilot, VA	
Roy Boston	Finished
Oscoda, MI	
Steven A. Gaines	Finished
Wainscott, NY	

## I CAN BEAT THAT SCORE!

Send us your name and address with a photo of your accomplishment! To take a photo of an NES or Super NES game, use a 35mm camera without a flash. Turn out the lights in the room, hold the camera steady and shoot your best shot! To take a Game Boy photo, place your Game Boy on a flat surface, then take your photo using natural light. Make sure the system is included in your photo. Nintendo is not responsible for lost or late mail. All scores printed are decided by the Nintendo Power staff. All decisions are final.



Send to →

NINTENDO POWER PLAYER'S CHALLENGE  
P.O. Box 97033  
Redmond, WA 98073-9733

# DONKEY KONG

It's a reunion! The characters from Donkey Kong have returned to relive old times, and now each is a little older and wiser. New moves, new tricks and new levels bring a great look to this new Super Game Boy title!



## THE KING IS BACK!



### SUPER GAME BOY

With the release of Super Game Boy, a whole range of new possibilities surfaces. Donkey Kong is the first Game Boy title to take advantage of these exciting changes, adding full color title screens and dynamic sound! Check out all of these great features on your Super Game Boy!



### 100 STAGES

Remember the original Donkey Kong when you played it in the arcade? You would work your way through the same four levels over and over again. Not anymore! The new Donkey Kong starts out like the original, but changes very quickly. Nearly 100 exciting levels promise players hours of fun!



## SAVE YOUR GAME



As any experienced game player knows, a battery save feature is a big advantage in a Game Boy game. Donkey Kong allows you to save the progress of three different games. You can save your game every few levels.

After you save your game, you can restart and replay any area you've already completed.



## BONUS BONUS!

Although you can save your game progress, collecting extra 1-Ups will help you through difficult areas. If you collect all of Pauline's lost items in a level, you can earn 1-Ups in the Bonus Game.



Pauline has left a trail of her accessories for Mario to follow. Collect these pieces to get to the bonus round.

Hit the plunger at just the right moment to get a 1-Up, a 2-Up or, if you're lucky, a 3-Up.



## ALL NEW CAPERS!

You still need to make it to the top of buildings like you did in the original Donkey Kong, but this time you'll also need to find a Key to open the Door at the top. Successfully getting the Key to the Door can pose a problem for the unwary adventurer.



Getting the Key and unlocking the Door is the object of each stage. Sometimes this can be tricky.



Of course, you still need to beat Donkey Kong, but this time you get to throw the barrel!

## DONKEY KONG

### DONKEY'S HISTORY

When the Donkey Kong coin-op game was first released in 1981, it was a phenomenal success, selling over 65,000 units. Donkey Kong Jr. and Donkey Kong 3 brought the series' total sales to over 100,000 units. Compare the fact that the ultra hot Street Fighter II series sold nearly 50,000, and you can see how big of success Donkey Kong really was.

31 Arcade / 85 NES

### DONKEY KONG

ARCADE CLASSICS



In the original game, Donkey Kong kidnapped Pauline and took her to the top of a building. Mario rushed to the rescue!



# WE'RE TALKING MORE NEW TRICKS!

Because this is a whole new game, Mario is ready to combat this monkey with an entirely new arsenal of moves. You had better study up before you try to save Pauline, because Donkey Kong has some new moves, too! If all else fails, jump!



## CATCH THAT HAMMER

When you grab a Hammer to squash your enemies, you can throw it by pressing the B Button, climb a ladder, then catch it again!

NES



Instead of waiting for the Hammer to disappear, try throwing it—but then move out of the way!



## MARIO'S A NEW MAN!



Because Mario is stronger, it is safer for him to jump over the fireball.



This muscle bound hero is able to lift his enemies and throw them back at Donkey Kong.

After several successful adventures, Mario is returning to battle Donkey Kong, and he's a whole new hero. Last time he took on this big ape his moves were limited, but now Mario can do many of the tricks he's learned from his other adventures. Because he's tougher, he's able to fall from high places without getting hurt.

NES



The first time he fought Donkey Kong, the slightest drop would knock Mario off.



## CHANGE SWITCHES

Later in the game, some of the new levels will require you to locate important switches. The switches are used for any number of things, including opening Doors and starting up Elevators.



Hit the correct switch to make missing floors appear in important places or to clear them out of your way.



If you're having trouble catching the Elevators, look for a switch. You can sometimes change the direction elevators travel, making it easier to catch a ride.





## MAKING LADDERS

You can build ladders and platforms wherever you need them by hitting an Arrow Block. The platforms you create will only last a few seconds, so you'll need to move quickly to make it over the larger gaps. Falling off a vanishing ladder is very dangerous.



Arrow Blocks can also be used to build platforms across long gaps.

When you hop into the water, Mario will swim like he did in some of his other adventures.



You can build a ladder of any height with an Arrow Block, but you only have a few seconds to climb it.



## SWIMMING

Some of the levels will require you to swim under water. Mario is able to hold his breath as long as he needs to, but he moves very slowly in the water.



The only way through this stage is to swim. You move slowly when you're under water, so avoid the fish.



## OUTRAGEOUS ENEMIES

Many of the enemies are out to get Mario, but a few will just mind their own business. You can hop on many of the enemies' heads without getting hurt and use them to gain an extra boost up to the higher platforms.



Watch out for the nuts that fall when the Giant Spawd hits the tree. Use the nuts to hit the Boss.



Some enemies seem friendly enough, but when you grab the Hammer, watch out!



Keep moving when the bird flies overhead, or the yolk's on you.



These flowers can't keep their friends to themselves. Flying seeds can be a pain.



Mario eating fish makes swimming difficult. Stay safe and swim away.



Donkey Kong's artillery has Mario on its sights. One hit and he's toast.

## DONKEY KONG

'82 Arcade / '86 NES

**DONKEY KONG JR.**



Now Mario's with us. Donkey Kong, Donkey Kong Jr. rescued his father in his own game.



'83 Arcade / '86 NES

**DONKEY KONG 3**



It was supposed to be the End of Donkey Kong, but Mario and only Mario could catch him.

# MARIO'S ADVENTURE

Most Donkey Kong fans will recognize the first four levels of this game, but as soon as they rescue the fair maiden, they'll find themselves in unfamiliar territory. With loads of new areas to master, there are plenty of challenges ahead.



## MARIO'S ON THE TOWN (1)

Getting the Key to the Door in Stage 1 doesn't look very tough, but getting to the Key is dangerous. Several enemies are out to stop Mario, including the garbage can!



You can cross over the enemies by grabbing onto the power line.



Jump to the Door with the Key when you're moving to the right.



## MARIO'S ON THE TOWN (2)

The Key and the Door in Stage 2 are next to each other in the top right corner, but getting to them is tricky. It won't take Mario long to notice that there isn't any ladder leading up to the Door! Build ladders and use the special items located around the level. After you hit the Arrow Blocks, you can place the ladder anywhere you need it. The Blocks only work for a short while, so climb quickly.



Use the second Arrow Block to build a ladder going back down the right side.



Hit the first Block, then build a ladder up to the top platform.



## MARIO IN THE FOREST

Mario follows Donkey Kong into the dark forest. Behind every tree lies a new enemy waiting to nab Mario, making his job even tougher. You'll need to trip all of the switches correctly or the elevators and doorways won't work. If they don't work, you're trapped!



Flipping the correct switch to the right will make the missing floors appear.



Your jumps will be shorter when you're carrying the Key. Land on the spring board to make it to the other side.



## MARIO HITS THE WATER


Mario has learned how to swim since his last encounter with Donkey Kong. He can hold his breath as long as necessary, but he'll need to hurry up to stay away from the biting fish. The extra weight of the Key will cause Mario to sink, so toss it to stay afloat.



Stay below the fish as long as you can or they will attack you.



Throw the key from platform to platform to cut the water.



## VS. DONKEY KONG

If Mario's going to beat Donkey Kong, he's got to make it to the top of the building without getting hit by any of the traps. Can he do it?



Clear your path of enemies with the trusty Hammer!



After Donkey Kong jumps, all kinds of trash falls out of the sky. Don't get hit!

Mario must work his way to the top if he's going to save Pauline, but Donkey Kong is not going to make it easy. Keep jumping when Donkey hits the ground, or you'll be stunned!



If Donkey Kong jumps while you're climbing a ladder, you'll fall to the bottom and hit your head.



## DONKEY KONG



1985 NES

### DONKEY KONG JR. MATH



Games can be great teaching tools, as Donkey Kong Jr. proved with this release.

1983 NES

### DONKEY KONG CLASSICS



Donkey Kong and Donkey Kong Jr. teamed up for this classic.

# Monster Max™

Put on your thinking caps before making a move for Monster Max, a recent multi-lingual Game Boy masterpiece resulting from Rare and Titus teaming up—it's a tough teaser from beginning to end! Whether you're facing a menacing monster, searching for a solution to a particular room or testing your own Control Pad aptitude, there's a myriad of *Monster Max* mysteries to keep you busy for hours and hours . . .

Copyright 1994 Rare Ltd. Licensed to Titus Software.



## BIG PUZZLE ACTION

Our story begins when Monster Max, our hero and an aspiring rock star as well, sets out to overturn the evil Kroond. That crooked Kroond has taken over Max's once-pleasant planet and banned all music! As a contributing member of the Monster music community, this is something that Max simply cannot stand for. He immediately enrolls in the Mega Hero Training Academy and will have to endure nine rigorous Training Levels to prepare for the impending confrontation with Kroond. This is where you lend a hand—and two thumbs—to help our hero restore the right for everyone to rejoice in rhythms and reverie.



Monster Max's training game begins every time you start a new game. There are four main levels to go.



Each level presents a unique challenge, so be sure to get it all. It's a challenge to solve and then on to the next one.



Each level, with many secrets, leads to complete the story and restore the world to its former glory.



## NINE LEVELS

There are a total of nine Training Levels in the Mega Hero Training Academy. With each level, the challenge becomes progressively more difficult. You will encounter many new enemies, obstacles and items as you go along.



Look at the Map to determine how far you've started in the Mega Hero ladder of success.



## THREE ROOMS

On each Level, you will find three doorways leading to three Rooms. Each room has an item you need to retrieve in order to receive Credits. There are also other helpful items to find.



Ask the Computer in the hallway for information on the room's objective.



There is a whole maze beyond each Room.

## 3-D CONTROL

This game features a three-quarter perspective, which gives the illusion of three dimensions. Once you get used to the view, the control becomes much easier.



## PLAY PEN

The Play Pen, with its particularly cute wallpaper, is the perfect place to practice your magical Monster moves. A few of the important lessons to focus on are learning how to manipulate Blocks, and picking up and using various items.



## ELEVATORS

Once you have completed the objective of a room, you will receive the well-deserved reward. Extra credits can be earned if you have Hearts left when you complete the Room. With enough Credits, you can buy a Lift Pass from the Elevator Operator and move on to the next Level.

### MISSION COMPLETE

REWARD	• •
SCORE	• •
CREDIT	• 24
PRESS BUTTON TO EXIT	



# Level 1 ROOM 1

After you check out the Play Pen, hop on the elevator to get to Level One. At the beginning of each level, there are three rooms to choose from. Take the far left door to enter Room One. The helpful rhyme there reads "In the forest deep, seek and find, destroy Puhel, the Binary Brain that It's an insane Brain that is your bane!"



**EASY**  
**MEDIUM**  
**HARD**

1

## GO FOR THE GOLD

It appears that a simple hop, skip and jump will get you to the door and the gold that lies beyond.



**Beware!** not all of the platforms are solid. One false move and you'll miss your chance to reap a handsome reward.

2

## ELECTRIC FLOOR

Anyone standing on the floor when it is flashing will surely be fried! Plan your strategy carefully.



Stand safely on a block until the floor stops flashing, then push the blocks over to the door. Stick there and jump to safety.



3

## SHIFTING FLOORS

The stationary blocks will hurt you, but the moving ones won't. When the timing is right, ride to the Heart.



4

## BONES

Be sure to pick up the Lightning Bolt in the previous room. It will give you the speed you need to run past these bags of bones.



5

## BOX CAR


Time your leap onto the moving Box and ride safely across the electric floors.



6

## BOMB THE BRAIN

Place a Bomb near the Brain's Blocks to bring it down to your level, then place another near the Brain to finish it off!



# Level 1

## ROOM 3

You may choose any combination of Rooms to collect enough credits and move on to the next Level. Below are some helpful hints for Room Three. The clue that leads you to the next grueling duel reads, "Face cruel, fear and twist on mad Ewji, unto the Alchemist." Go to it!



### 1 TRAMPOLINE

This ghostly little Ghoul will attempt to trap you and prevent you from taking the Trampoline. He's not so tough, though! You can out-trick him.



Once you figure out his system, trap the Ghoul behind the Pot while you bounce away on the Trampoline.

### MONSTER MAX

### 2 ROBOT

You can control the direction the Robot moves by pushing on the pillar. Position him perfectly then push the Rainbow Block on his head.



It's easy once you know what to do. An angry Robot isn't all you need to get to the door.

### 3 POWER RING

Use the Duck to Hop into the gap for the Power Ring. Now you can get the Map.



### 4 EXPLODING BOXES

Fancy footwork is required to make it past this room. The Blocks explode under your feet if you stand on them long. If at first you don't succeed, exit the room to reset the Blocks.




### 5 BUILDING BLOCKS

Before this room, make sure that you have ditched the Duck and picked up the Bag. In front of the door, stack the smaller Blocks on top of the larger ones to form steps.



### 6 ALCHEMIST

Exchange the Bag for the Bombs, then push the Bag back out of the way. Place a Bomb on the edge of the ledge and push it over.



Once you've pushed the Bomb over, get away quickly or you'll be blown to bits, too!

# Level 3

## ROOM 1

Welcome to the precarious passes of Level Three! The helpful rhyme this time reads, "Flashlight find to be not blind, in icy tunnels to halls of Liwl." Is it a Light you must locate which will aid in your heroic plight? Let's hope the rhyme is right!



1

### ICY FLOORS

Watch your step on these icy paths. The intersecting Blocks will cause you to slip and slide away.



2

### WHICH WAY?


Duck in through the door on the right to collect the Lightning Bolt, then continue on through the left door.



3

### JUMP! JUMP! JUMP!

Once you step onto the Blocks, you will begin to slide. Jump at the intersections or you'll fall off!



4

### BLOCK WALL

There is a false brick here. Duck and jump against the middle Block, second from the left, to push it through.



5

### HEART

Although you cannot see what you are doing, you can duck into a hidden gap in the back of the stack. Once inside, break up through the middle of the stack, then use the exploding Boxes to jump up to the Heart.



### SWITCHES

Once you run in front of the Robots, they will come forward and flip the Switches.



Flip the Switches in the correct order to move on.

7

### FLASHLIGHT

There are many obstacles to overcome, but the Flashlight is very near!



# Level 3

## ROOM 2

Before Room Three, read along with me, because Room Two has a true clue for you. "People of Onso gone to ground, the Control Box must be found." What can this mean? Are your skills quite keen? Pay close attention—there's a nasty invention! It's your job to send it to a different dimension.



1

### PLAY CHICKEN

If your timing is just right, you'll be able to jump over the Creature's head



Don't forget the Star that's hidden in the corner!

2

### ELECTRIC FLOOR

If the floor's not flashing, make a run for the safe spot on the pillars. Go for the gold on your way out



3

### SWITCHES

Switch the first right switch back, then hop on the conveyor belts to the next set of switches and do the same thing



4

### MULTI-MOVES

Here's a room that will test your fighting abilities as well as your problem-solving skills.



Use the Sauris to eliminate the first enemy then stack the Rainbow Blocks.



There's a Robot hiding under the Blocks. You can use him to push you to the door



5

### WILD RIDE

Maneuver to place the Block on the Robot's head, then ride!



6

### BOX

To reach the Control Box, run across the white blocks to cause one to explode. Push a Rainbow Block into the gap so that you may then push the other safely across to form steps.



MONSTER MAX

**TAKE IT TO THE MAX!**

This thumb-twisting finger doesn't stop here. There are six more grueling levels to test your love of logic! Can you take it?



As you turn on the kitchen light the sound of tiny feet scurrying across the floor meets your ears. The holr on the bock of your neck stands staight up as the midnight snock you're

reoching for crows off under the sink. It's time to toke core of this once and for all! With broom, slippers and sroy con in hand you set out to Stop That Roach!



## DON'T GET INFESTED

Stop That Roach, by Koei, is an entertaining puzzle game that is both easy to understand and fun to play. The graphics are large and fun to watch, with humorous animation sequences shown between each level. All of the puzzles throughout the game are cleverly done and vary in difficulty, giving players of any skill level a challenge. Koei has also included a very handy Help Option, so players can learn how to best complete the puzzles without searching through their instruction manuals.



With 100 different puzzles to solve this game will give players hours of brain-twisting fun.





**STOP THAT  
ROACH!**

## A BROOD OF PUZZLES

Because this game has 100 puzzles with various difficulty levels, you're bound to find a few to get stuck on. Rather than give up, you can skip forward to one of the uncompleted levels later in the game. If you choose the Level Option from the Option Menu, you can move to any of the highlighted levels.

The levels that you've completed will be marked with a circle, and unfinished levels are marked with a square. You can only look ahead to ten unfinished levels at a time. But as you finish a level, another will be available for you to play. If you skip too many, you can't work ahead!



## BUILT-IN HELP

If you've ever lost the instruction manual to a game and later regretted it, then this great feature is just for you! If you lose track of what you're doing, or forget how to play the game, you can access the special Help Menu by pressing the Start Button. All of the crucial elements of the game are described in detailed animation. After you learn what you need to complete the level, you can exit the Menu and return to the game by pressing the B Button.

**Commands**  
**Reaction**  
**Roaches**

Discovering a roach, a Roach will move towards it... But a Roach can only move 4 spaces

If more than 3 roaches, a Roach will move towards the closest one



ROOM 40 IS GOING TO BE A BREEZE. JUST SNEAK UP BEHIND THIS GUY, AND SCARE HIM INTO THE TRAP!



HEY! HE'S GETTING ANXIOUS! I FORGOT THAT ROACHES ALWAYS TURN RIGHT WHEN THEY HIT A WALL



# TOUGH PUZZLES

## LEVEL 21



Use the Walk Command to move to the top left corner, then face right.



If you jump while standing in this spot, the switch below you will rise to the bottom corner.



Next, use the Brown to which the switch in the upper right. You can reach over the apple with the brown.



Walk down two steps, face the switch, you then use the Brown to hit the second switch.

## LEVEL 30



Set the Roach Trap in the top left, blocking off the passage. Use the Walk Command to face up.



Use the Brown to reach over the switch and scratch the switch in the upper right corner.



Use the Jump Command to send the lower switch scurrying down to the bottom left corner.



Walk down one step and left one step, then face down toward the switch on the right.



Use the Slider to scratch the switch on the right. The Roach on the left will run up into the Trap.

## LEVEL 36



Set the Trap sideways in the bottom left corner. Walk one step right and three steps down.



Use the Brown to scratch the spot behind the bottom Roach. The Roach will run into the Trap.



Walk three steps up and two steps to the left. Face to the left when you are finished.



Walk four steps to the left and two steps down, so you are standing behind the Roach.



Use the Jump Command to scratch the remaining Roach into the Trap, finishing the level.



**STOP THAT ROACH!**

Check out these game winning strategies when you get stuck. These levels are tough, but there are many more difficult puzzles to tease your brain!

## LEVEL 49 LEVEL 50



Secure the Trap vertically two spaces to the left of the center stack. Immediately use the Skipper Command to take out the Roach that is positioned below you when you start. This will drive the Roach up the left toward the top of the room.

Place the Roach Trap in the open spot located on the other side of the left wall. Use the Walk Command to move one space left and two spaces down, so you are facing the Roach on the bottom. Use the Jump Command to set the Roach's scurrying.



Use the Walk Command to step one space to the left and make sure you continue to face in that direction. Use the Jump Command to drive the Roach into the trap and the Roach above it farther toward the top of the room.

Step up one space and two left, facing all of the Roaches. You should be positioned two spaces to the right of the nearest Roach, so you can see the Spray Gun to its full potential. If you are the boss, you'll miss some Roaches.



Walk up three spaces and face the Roach on your right. Use the Skipper to flatten the Roach, driving the nearest Roach toward the Trap. After you make your last move, all the remaining Roaches will run into the Trap.

Use the Spray Gun to Switch off the three Roaches closest to you. The reaction from the Spray Gun should cause the Roach on the other side of the wall to be run up into the Trap that you placed earlier.



# Super Game Boy GALLERY



Last month, we gave you a preview showing what Super Game Boy is all about. Not being ones to leave well enough alone, this month we're going to delve deeper into what exactly makes Super Game Boy tick. There's a lot more to it than just slotting a Game Boy cartridge into a Super NES adaptor. A virtual bevy of options, and really cool options at that, are right at your fingertips. We're Nintendo. Providing you with great play is what we do. No thanks are necessary. Just give Super Game Boy a try. We know you'll like it!

**INSERT ANY GAME BOY CARTRIDGE INTO THE SUPER GAME BOY ADAPTOR**

**INSERT SUPER GAME BOY CARTRIDGE INTO YOUR SUPER NES - AND PLAY!**

Since Game Boy was introduced in 1986, the question on many minds was "When is Nintendo going to make a color Game Boy?" ...



With the introduction of color and the ability to play those on your TV, on-line Game Boy takes on a new level of exploration and excitement.

...The answer is still: "Nintendo has no plans to introduce Game Boy with a color display," but the truth is that Super Game Boy is just as good. If not better.



Along with a Super NES, this is all you need to play your Game Boy games on your color TV screen. It's a simple concept, but it works like a dream.

## THE SYSTEM WINDOW

The default Super Game Boy setting is just that. It's a set of options that were chosen arbitrarily. The beauty of it is that you can change all of the default settings to whatever YOU want to see! You can't lose. No matter what game you are playing, you should be able to find a combination of colors that enhances the game play experience. If any of the preset color options or Picture Frames don't suit your taste, you can make your own! Press the L and R Buttons simultaneously to bring up the System Window. Press them both again to close it.



1 2 3 4 5



### 1. COLOR PALETTE

Selecting this icon allows you to browse through and select a group of colors to use for your game.



### 2. PICTURE FRAME

Any one of nine custom Picture Frames can be added to your screen to beautifully enhance your game.



### 3. BUTTON SETTING

You can rearrange the game functions that correspond to the buttons on your Super NES Controller.



### 4. CUSTOM COLOR

To craft a color or set of colors so your game screen looks "just right," choose this icon.



### 5. GRAFFITI

You can easily create your own custom Picture Frames with the tools and colors that are provided.

# TRADING GO FOR SHOW

Using Super Game Boy, you give up the ability to "Take It Anywhere," but the trade-off is often worth it. The benefit is being able to play your Game Boy games in a new way. And besides, you can still use your Game Boy when you're on the go.

Duke and Gooch, in his Game Boy adventure, gets vivid when hooked into Super Game Boy.

This color palette selection makes background and foreground elements easier to see.



Donkey Kong is the first Game Boy title programmed to take advantage of Super Game Boy's capabilities. However, by no means does this suggest that other games won't look just as good. Any Game Boy title will be brightened by the addition of Super Game Boy colors and Picture Frames. Some color schemes will look better than others, so it's up to you come up with an eye-pleasing color combination.



## COLOR PALETTE

Super Game Boy has a grand total of 32 pre-programmed color palette combinations for you to scan through and choose from. Try them all out!



The happy, smiling face signifies that a game was programmed to color SGB enhanced color.



No palette is "better" than any other, but some color combinations look better on certain games than others do.

# A MAKE OVER FOR THE SMALL SCREEN!

Game Boy games that take hours to play and complete, like Link's Awakening, can take a toll on your eyes if you play them on Game Boy's LCD screen. Sure, you can Save your game or write down a password and then Continue later, but Super Game Boy opens up a whole new visual dimension for the 300-plus Game Boy titles that are available! Even though the games don't play any differently, it may seem like they are easier or more enjoyable to play due to the addition of color and the Picture Frame options. Super Game Boy allows you to set a mood for a game. Using bright, vivid colors helps to keep your excitement level elevated when playing action games. Smooth, muted tones may lead themselves to the more mysterious, RPG types of games.

Link gracefully and easily now shades his sword and himself as he goes through the Link's Awakening.



The map screens in the new Donkey Kong game take full advantage of the 256 Enhanced color palette mode.



Mega Man can spring into action with the addition of several bright color shades.



Could this actually be the next Batman movie picture? Nope. It's just Super Game Boy!



It looks like it's all water ketchup for the lovable Kiddy. Yes, soft shades of pink fit the bill.



## PICTURE FRAMES

There are a total of nine stored Picture Frames. Use them to matte your screen image and highlight certain colors.



## GRAFFITI BORDERS

Go ahead, draw your own Picture Frame. Customizing is really up to you!



The Picture Frame around the Donkey Kong screen is ready and waiting for you to create your own style legend. You can draw in the main screen, too!





Choose colors that are easy on your eyes for long playing games like Final Fantasy Legend.



Mariash is way cooler to play on your Super NES using Super Game Boy capabilities!



Earth tones are quite nice to employ in fast-moving games like Nobun's Ambition.



For puzzle games like Tetris's Coolies, choose colors that provide contrast in various shapes.



Big difference, huh? Foxfall 2000 is an excellent candidate for more Super Game Boy play.



Again, contrasting colors make good selections for puzzle games like the classic, Tetris.



Carl Reed Highly-contrasting colors are excellent choices for shoot-em-ups like R-Type.



## SCREEN SAVERS?

If you pause your game for an extended amount of time, some interesting things happen. The animation is different for each Picture Frame.



See the end in day pass away right in front of your eyes with this serene Picture Frame.




The people in the theater have better things to do than wait for you. Each Picture Frame does something completely different!



## CUSTOM COLORS

You can assign any four of the 52 Super Game Boy colors as your main colors on your palette. Increase or decrease the "density" of your colors and then record eye-pleasing combinations with the password that you're given.

It's like having your own paint shop! Mix your own special colors and record them with a password.



## BUTTON SETTINGS

Super Game Boy gives you the option to assign game functions to different Buttons on your Super NES Controller.

# PLAYER'S POLL

Please answer the following questions on the postcard provided below, then enter our Player's Poll Contest by sending it in!

A. Please indicate, in order of preference, your five favorite Super NES games.

B. Please indicate, in order of preference, your five favorite Game Boy games.

C. Please indicate, in order of preference, your five favorite NES games.

D. How old are you?

- 1 Under 5  
2 6-11

- 3 12-14  
4 15-17

- 5 18-24  
6 25 or older

G. Are video games available in your school?

- 1 Yes  
2 No

E. Sex

- 1 Male  
2 Female

F. On the average, how many video games do you buy a year?

- 1 One or two games in a year  
2 Three to five games a year  
3 Six to ten games a year  
4 One game every month  
5 More than one game a month

H. Which of the Power Certificates that you received in Volume 59 (April issue) did you use toward the purchase of a Game Pak?

- 1 Street Fighter II Turbo  
2 Mega Man X  
3 Mega Man 2  
4 Zoda's Revenge: Star Troopers II  
5 None of them

Trivia Question: What is Samus's last name?

## Answers to the Player's Poll - Volume 61

Name \_\_\_\_\_

Tel. \_\_\_\_\_

Address \_\_\_\_\_

City \_\_\_\_\_

State/Prov \_\_\_\_\_

Zip/Postal \_\_\_\_\_

Membership Number \_\_\_\_\_

Age \_\_\_\_\_

A. Indicate numbers from 1- 111 (from the list on the back of the card) 1 \_\_\_\_\_ 2 \_\_\_\_\_ 3 \_\_\_\_\_ 4 \_\_\_\_\_ 5 \_\_\_\_\_

B. Indicate numbers 112-171 (from the list on the back of the card) 1 \_\_\_\_\_ 2 \_\_\_\_\_ 3 \_\_\_\_\_ 4 \_\_\_\_\_ 5 \_\_\_\_\_

C. Indicate numbers 172-221 (from the list on the back of the card) 1 \_\_\_\_\_ 2 \_\_\_\_\_ 3 \_\_\_\_\_ 4 \_\_\_\_\_ 5 \_\_\_\_\_

D.

1 2 3 4 5 6

G.

1 2

E.

1 2

H.

1 2 3 4 5

F.

1 2 3 4 5

Trivia Answer \_\_\_\_\_

## Plus... GET POWER TO BURN WITH BACK ISSUES AND TIP BOOKS!

Did you know that you can get back issues of **Nintendo Power**? Or special Tip Books designed to make you a Power Animal? Well, you can! Just fill out the other side of this card.

So what are you waiting for? Fill it out. Detach it. Mail it. Here's the address:

**Nintendo Power** Magazine,  
P.O. Box 97032  
Redmond, WA 98073-9732



# Extreme SKIING

WITH TOMMY MOE

GRAND  
PRIZE



ASPEN  
SKIING  
COMPANY

GO TO ASPEN TO SEE  
TOMMY COMPETE IN  
A WORLD CUP RACE

VIEW THE RACE  
FROM VIP SEATS

MEET TOMMY  
AFTER THE RACE



PLUS:

WIN A SET OF THE SAME WORLD CLASS RACING EQUIPMENT THAT TOMMY USES.  
INCLUDES **DYNASTAR** COUPE 89 SKIS, **LANGE** XR 9 RACING BOOTS,  
**KERMA** SKI POLES, AND **SALOMON** BINDINGS.

GO EXTREME SKIING IN THE SAFETY OF YOUR LIVING ROOM. TAKE HOME  
TOMMY MOE'S WINTER EXTREME SKIING AND SNOWBOARDING FOR  
YOUR SUPER NES FROM





## SECOND PRIZE

THREE WINNERS

DYNASTAR COUPE X8 SKIIS



TOMMY MOE'S WINTER EXTREME  
SKIING AND SNOWBOARDING FOR  
YOUR SUPER NES FROM ELECTRO BRAIN.



## THIRD PRIZE

FIFTY WINNERS

EXTREMELY COOL  
NINTENDO POWER  
T-SHIRTS



## OFFICIAL CONTEST RULES

To enter, either fill out the Player's Poll response card or print your name, address, telephone number, Vol. 61, and the answer to the trivia question on a plain 3 1/2" x 5" card. Mail your entry to this address:

**NINTENDO POWER  
PLAYER'S POLL VOL. 61  
P.O. BOX 97062  
Redmond, WA 98073-9762**

One entry per person, please. All entries must be postmarked no later than July 1, 1994. We are not responsible for lost or misdirected mail.

On or about July 18, 1994, winners will be randomly drawn from among all eligible entries. By accepting their prizes, winners consent to the use of their names, photographs, or other likenesses for the purpose of advertisements or promotions on behalf of Nintendo Power magazine or Nintendo of America Inc. (NOA) without further compensation. Prizes are

limited to one per household.

Chances of winning are determined by the total number of entries received. The ratio of prizes to entry cards distributed is 54:1,000,000. No substitution of prizes is permitted. All prizes will be awarded. To receive a list of winners, which will be available after July 31, 1994, send your request to the address above.

**GRAND PRIZE:** NOA will provide air travel and accommodations for the winner and one guest. If under 18, the winner must be accompanied by a parent or guardian. The winner must also provide a written release to NOA. Estimated value of the trip is \$5,000. Exact date of the trip is subject to determination by NOA. Some restrictions apply. Void where prohibited by law. This contest is subject to all federal, state and local laws and regulations.

# TOP 20



JUNE 1994



With a huge influx of Player and Dealer votes, NBA Jam flies to the top of the Super NES chart. It also has one of the largest first place margins in the history of the Top 20. Will it hold on to first place next month with the incredible Super Metroid waiting in the wings? We'll see!

## SUPER NES

**1** 31,855  
POINTS  
4 MONTHS

### NBA JAM



It's here! The mighty NBA Jam has edged out all of the other games and slammed home the top spot!

**2** 13,010  
POINTS  
29 MONTHS

### THE LEGEND OF ZELDA: A LINK TO THE PAST



Ganon may be tough, but Link will beat him with the Master Sword every time.

**3** 10,303  
POINTS  
2 MONTHS

### SUPER METROID



Standing tall on the Top 20, Samus is ready to take the number one spot by force.

**4** 8,336  
POINTS

### MORTAL KOMBAT

What happened? One month you're at the top, the next month NBA Jam knocks you down three spots.

**5** 7,562  
POINTS

### STAR FOX

Fox McCloud is one sly dog, snoring up the charts again this month.

**6** 7,082  
POINTS

### STREET FIGHTER II TURBO

**7** 6,511  
POINTS

### SECRET OF MANA

**8** 6,060  
POINTS

### KEN GRIFFEY JR. PRESENTS MLB

**9** 5,579  
POINTS

### FINAL FANTASY II

**10** 5,564  
POINTS

### SUPER MARIO KART

**11** 5,126  
POINTS

### MEGA MAN X

**12** 4,417  
POINTS

### SUPER MARIO ALL-STARS

**13** 4,347  
POINTS

### DISNEY'S ALADDIN

**14** 3,803  
POINTS

### SUPER EMPIRE STRIKES BACK

**15** 3,476  
POINTS

### NHL STANLEY CUP

**16** 3,253  
POINTS

### SIMCITY

**17** 3,181  
POINTS

### SUPER STREET FIGHTER II TURBO

**18** 3,156  
POINTS

### NHL HOCKEY '94

**19** 3,126  
POINTS

### SUPER GHOULS 'N GHOSTS

**20** 3,011  
POINTS

### JURASSIC PARK

## GAME BOY

1 21,092  
POINTS

14 MONTHS

## THE LEGEND OF ZELDA: LINK'S AWAKENING



Lost in a new land without his memory, Link faces his toughest adventure yet!

2 17,136  
POINTS

4 MONTHS

## WARIO LAND: SUPER MARIO LAND 3



Heh, heh, heh! Greed is good, or at least Wario thinks so. Grab up all the pirate treasure that you can.

3 11,827  
POINTS

21 MONTHS

## SUPER MARIO LAND 2: 6 GOLDEN COINS



In his haste to get rich, Wario grabbed the wrong guy's castle. Mario will show him.

4 11,224  
POINTS

## METROID II: SAMUS RETURNS

Taking on Metroids is what Samus does best. There are enough of them here to keep her going.

5 10,780  
POINTS

## KIRBY'S DREAM LAND

Kirby's rushing to the rescue of the wondrous Dream Land. Can he stop King Dedede?

6 10,262  
POINTS

## KIRBY'S PINBALL LAND

7 9,657  
POINTS

## TETRIS

8 9,223  
POINTS

## SUPER MARIO LAND

9 7,582  
POINTS

## MORTAL KOMBAT

10 7,485  
POINTS

## TETRIS 2

11 7,154  
POINTS

## DONKEY KONG

12 5,434  
POINTS

## JURASSIC PARK

13 4,295  
POINTS

## MEGA MAN II

14 4,145  
POINTS

## FACEBALL 2000

15 4,003  
POINTS

## FINAL FANTASY LEGEND

16 3,973  
POINTS

## DR. MARIO

17 3,910  
POINTS

## TMNT: FALL OF THE FOOT CLAN

18 3,831  
POINTS

## FINAL FANTASY LEGEND III

19 3,465  
POINTS

## FINAL FANTASY ADVENTURE

20 3,226  
POINTS

## GOLF

## NES

1 12,203  
POINTS

57 MONTHS

## SUPER MARIO BROS. 3



Once again the ultra-popular Super Mario Bros. 3 is back at the top of the charts.

2 11,698  
POINTS

69 MONTHS

## THE LEGEND OF ZELDA



Hyrule's famed hero rescues the fair Princess Zelda, in his original adventure.

3 10,728  
POINTS

5 MONTHS

## TETRIS 2



The blocks are falling, the blocks are falling! Once this game get you, you're Tetris-ized.

4 10,272  
POINTS

## MEGA MAN II

Everybody's favorite blue Mega-fighter is rocking the charts with his sixth adventure.

5 9,542  
POINTS

## KIRBY'S ADVENTURE

If you liked Kirby's escapades on the Game Boy, you'll love them on the NES!

6 9,225  
POINTS

## TMNT III: THE MANHATTAN PROJECT

7 7,244  
POINTS

## ZODA'S REVENGE: STAR TREK II

8 7,116  
POINTS

## METROID

9 6,945  
POINTS

## FINAL FANTASY

10 5,830  
POINTS

## DR. MARIO

11 5,203  
POINTS

## TECMO SUPER BOWL

12 5,240  
POINTS

## ZELDA II: THE ADVENTURE OF LINK

13 4,777  
POINTS

## MONOPOLY

14 4,346  
POINTS

## TETRIS

15 4,318  
POINTS

## MEGA MAN II

16 4,303  
POINTS

## VEGAS DREAM

17 4,256  
POINTS

## JURASSIC PARK

18 4,231  
POINTS

## SUPER MARIO BROS. 2

19 3,783  
POINTS

## BASEBALL STARS

20 3,558  
POINTS

## BATTELOADS

# NOW PLAYING

JUNE  
1994

LOOK FOR THESE RELEASES SOON

## THE TWISTED TALES OF SPIKE MCFANG

Company.....Bullet-Proof Software  
Suggested Retail Price.....Not Available  
Release Date.....June 1994  
Memory Size.....8 Megabits  
Game Type.....Adventure for one player

Spike McFang is a vampire, but he isn't likely to scare innocent people or bite them on the neck. In this entertaining adventure from BPS, Spike prefers to attack his wide assortment of enemies with his cape or his hat. This is one refined vampire. His adventure tends to follow a predetermined path, but in each area, players can explore and solve puzzles as well as fight off Spike's numerous foes. If garlic just isn't your thing, read along with this month's review of Spike's Twisted Tales.



Good graphics, entertaining screen text and story. Some cool items like the Lightning Hat.

The screen text scrolls slowly and can't be sped up. Frustrating control in some situations, such as being knocked back a screen when you throw your hat while standing along a screen edge, or peeing out after too many spin attacks.

## EYE OF THE BEHOLDER

Company.....Capcom  
Suggested Retail Price.....Not Available  
Release Date.....May 1994  
Memory Size.....8 Megabits  
Game Type.....RPG/fantasy for one player

The classic AD&D title for the PC comes to the Super NES in a Mouse-compatible game that captures the experience and depth of the computer game. The call goes out from the Lords of Waterdeep for four champions to free their city from evil. You'll choose your champions from human, elf, dwarf, gnome and hobbit and several professions like cleric, fighter, thief and mage. The play unfolds in a first person perspective in which you find objects and fight enemies while uncovering the roots of evil that have plagued the lords.



Great depth of play and good graphics for this type of game.  
Awkward movement and fighting control, even with the Super NES Mouse.

## SOCKS THE CAT ROCKS THE HILL

Company.....Kaneko  
Suggested Retail Price.....Not Available  
Release Date.....June 1994  
Memory Size.....8 Megabits  
Game Type.....Action for one player

Socks lives at 100 Pennsylvania Ave. along with Bill and Hillary. Unlike his famous masters, Socks becomes the first Clinton with his own video game thanks to Kaneko. In the game, it seems that a group of foreign spies has nabbed the suitcase holding the nuclear button. Pretty bad news. Luckily, Socks sees the whole dastardly deed and heads off to warn the Prez. As you might imagine, all sorts of

subversive mice and other deviants try to stop Socks. What you might find harder to imagine is the stage guardians. Inexplicably, these characters are based on former political figures like ex-presidents (although to protect these innocents, no names are used.) So why would an ex-president want to stop Socks on his mission of vital national interest? Go figure. The action in Socks is traditional hopping and bopping with nine lives to get it right.



➤ The attacks of the boss characters can be humorous, if not misplaced.

➤ The challenge can be fairly high, but it is mostly due to poor play control.



## REX RONAN: EXPERIMENTAL SURGEON

Company .....Itaya Systems  
Suggested Retail Price .....\$59.95  
Release Date .....May 1994  
Memory Size .....4 Megabits  
Game Type .....Educational

Rex Ronan is fighting for the life of an executive from a tobacco company who is dying of lung cancer. Unfortunately for the executive, his nefarious ex-employers don't want him to get better. And to make matters worse, they've filled the poor guy full of tiny robots and explosives so that if the cancer doesn't kill him, the armaments will. So, what is a surgeon to do? Fearless Rex has himself shrunk to a tiny size to do battle with the cancer and other ill-effects of the executive's years of smoking. Of course, once he's inside, he finds that there are robots and that his job is twice as hard. This game is truly unique in that it addresses a serious health issue in a true action game. Rex is armed with a cleansing gun that blasts away dirt, disease and miniaturized mines. Any action game fan can recognize what to do. Basically, the setting inside the human body and the message to not smoke are the only elements that separate this game from standard side-scroller character action games.



➤ Good graphics and okay play control. The lessons, although often disguised, are clear enough to be caught.

➤ There isn't much variety of play. Rex could go further in his effort to expose the smoking health risk.

## FIRESTRIKER

Company .....DMC  
Suggested Retail Price .....Not Available  
Release Date .....June 1994  
Memory Size .....8 Megabits  
Game Type .....Action with a puzzle feel for up to four players

In ages past, the Arch-Mage Wyldie pitted the four races against each other in a competition to control the fiery Tnalight. Now, to undo the damage of Wyldie's evil plot, you must battle through 14 levels using the Tnalight to break through stone walls and destroy enemies. In other striking action, two to four players can compete at once using a multi-player adapter. Players have the choice of two types of contests, an air hockey type match or a king-of-the-hill battle.



➤ Great fun, especially as a multi-player game. Excellent control. Fun graphics for what is essentially a Breakout type game.

➤ The challenge level isn't significantly greater at higher levels.

## SATURDAY NIGHT SLAMMASTERS

Company .....Capcom  
Suggested Retail Price .....Not Available  
Release Date .....June 1994  
Memory Size .....24 Megabits  
Game Type .....Arcade wrestling for up to four players

The latest craze on the arcade circuit (or one of them) has been the fast, multi-player action of Saturday Night Slam Masters, a wrestling game that looks and plays a lot like the Street Fighter II series. One of the differences is that in SlamMasters you'll have to master quickness rather than lots of specialized moves. The wrestling ring also provides a unique setting and offers wrestlers a chance to throw opponents over the ropes and grab objects from the crowd in some modes. This month, Power enters the ring to bring you the story behind the Slam.



➤ Good play control, graphics and animation plus fun characters. It's easy to play right off the bat. The multi-player modes turn into a real brawl.

➤ Not as much challenge as comparative fighting games, especially in the one-player mode, but you can increase the degree of difficulty from one to eight stars. You can't leave the ring in the four-player game.

## A.S.P. AIR STRIKE PATROL

Company ..... Sega  
Suggested Retail Price ..... \$59.95  
Release Date ..... June 1994  
Memory Size ..... 8 Megabits  
Game Type ..... Air combat simulation for one player

Zark is an aggressive nation on a gulf and it looks suspiciously like Iraq. A.S.P. will remind war gamers of Desert Strike. Once you're in the air, you'll have missiles and smart bombs at your command while the enemy has anti-aircraft units trained on you. For a full mission briefing on A.S.P., refer to this month's classified review.



✱ You'll have a wide range of missions. The entire war can vary depending upon your actions as a pilot. Realism of mission elements, graphics and sound. Battery saved memory.

✱ Menu screens are very confusing. The default control is awkward, but you can customize the controls. Automatic targeting can be difficult to control.

## SUPER GODZILLA

Company ..... Toho  
Suggested Retail Price ..... \$49.95  
Release Date ..... June 1994  
Memory Size ..... 12 Megabits  
Game Type ..... Monster combat for one player

You are Godzilla, the mutant Japanese super monster who was born due to radioactive contamination. In Toho's Super Godzilla, you are no longer the villain, but the heroic friend of humanity who must stomp even more hideous mutant creatures than yourself. Unfortunately, the word doesn't seem to have gotten out to the local troops who try to waylay you with tank divisions throughout the city. The first part of each mission is a simple business of walking about the city in search of the boss while the army blasts at you. After working your way through the maze of streets, eventually you'll encounter Godzilla's rival and do battle with him. If you were smart, you would have picked up energy and other items along the way to help in the fight.



✱ The graphics and sounds are close to those in a real Godzilla movie.

✱ Awkward controls and predictable enemy attacks. You can't run buildings. The directional control system doesn't always work with one push of the button, with the result being that you'll take extra damage crashing into buildings.

## EEK! THE CAT

Company ..... Ocean  
Suggested Retail Price ..... Rental Only  
Release Date ..... May 1994  
Memory Size ..... 8 Megabits  
Game Type ..... Action game for one player

EEK! The Cat is not your typical tabby. For one thing, his friends include people with terrific momentum and total myopia. In other words, they never stop in spite of obvious or lurking dangers, obstacles and traps. It's up to you and Eek to race ahead, scope out the escape and then make sure that your stupid human friend doesn't wind up decorating the hood of a bus or the tusk of an elephant. How you accomplish this is by redirecting your zombie friend or throwing her up in the air to another level. The action is similar to Rocke's Modern Life—a sort of strategic navigation through a maze of perils.



✱ Unusual, but interesting graphics and music. A compelling type of game.

✱ Poor play control can make this game frustrating, but for the price of rental, it's worth a play.

## FATAL FURY 2

Company ..... Tokara  
Suggested Retail Price ..... \$69.99  
Release Date ..... June 1994  
Memory Size ..... 20 Megabits  
Game Type ..... Tournament fighting for one or two players

Another classic fighting game has arrived on the Super NES looking better than ever. Takara's Fatal Fury 2 combines the complexity of Street Fighter II with a second level of depth so that characters can be in close positions or distant positions. With greater strategy and complex moves, this game appeals to the real students of fighting games. Join this month's Power lesson for some of the highlights and tips.



✱ A third dimension of fighting. Cool new characters and moves. Diehard fight fans will eat it up.

✱ Some character animations looked incomplete. Some special moves are particularly brutal to control.

## KING OF THE MONSTERS 2

Company	Takara
Suggested Retail Price	\$54.99
Release Date	June 1994
Memory Size	16 Megabits
Game Type	Fighting and crushing for one or two players

If your idea of fun is stomping on cities all over the world and fighting megalithic escapees from the Jurassic age, then Takara's King of the Monsters 2 is for you. This sequel to King of the Monsters gives you the two-monster fighting action of the original plus a one-monster scrolling action game in which you stomp across various cities, fight all sorts of mutants, and eventually face a gila monster on steroids or some other equally inhospitable local. It's the video version of a B Japanese monster movie, only you get to be the monster. If you don't like playing head-to-head against a friend or the computer, you can team up with a partner to thrash the enemy.



- The theme is fun and a nice change from traditional fighting games. Good graphics and options. Fun and different.
- The number of fighting moves is limited. Don't expect a Street Fighter II level of control or complexity. No toy screaming citizens.

## CLAY FIGHTER TOURNAMENT EDITION

Company	Inteleplay
Suggested Retail Price	Not Available
Release Date	June 1994
Memory Size	24 Megabits
Game Type	Fighting for one or two players

Mean Mr. Frosty and all the clay crew return to the Super NES on this updated version of last year's hit comic fighting game, Clay Fighter. Laterplay improved the graphics in this version by including clay settings for each fighter. There are more options, as well, making the game more versatile and more fun than ever before. You can see all the changes in the Power review this month.



- Excellent graphics, animation and sound. The tournament option gives single players more of a challenge than in the original game. There are lots of ways to customize the game including changing the colors of characters.
- Players who already have Clay Fighter may not think that the improvements are worth the extra cost. No new characters. The play, although a bit quicker, is essentially the same as in the original game.

## SUPER LOOPZ

Company	Imagineer
Suggested Retail Price	\$54.99
Release Date	June 1994
Memory Size	4 Megabits
Game Type	Action puzzle for one or two players

Super Loopz combines the complexities of the classic NES Pipe Dreams with the speed of Tetris or Dr. Mario for a whole new puzzle challenge. The idea is to use a variety of pipe pieces that appear randomly for building loops. A closed loop scores points and then is wiped off the screen, giving you more room. Imagineer has included arcade and puzzle modes, resulting in a depth of play that will keep puzzle fans happy and stressed for a long time. You can learn more about Super Loopz in this month's review.



- Good challenge in all game modes. Lots of variety of play and good replay value. Multi-player option is fast and furious.
- The playing field seems cramped in the two-player modes, especially in the split screen game.

## DISNEY'S BEAUTY AND THE BEAST

Company	Hudson Soft
Suggested Retail Price	Not Available
Release Date	June 1994
Memory Size	8 Megabits
Game Type	Comic action for one player

Players can relive the enchantment of one of Disney's classic animated features with Hudson's beautifully rendered action game. You play the role of the Beast, a prince who has been transformed into a hairy brute. As befits such an ogreous fellow, one of your attack moves is a mighty roar that stops enemies cold. Closely following scenes from the movie, you'll meet familiar characters and enemies as you pursue and protect Belle.



- Don't let the rich backgrounds and detailed characters fool you, this is a challenging game that tests players for breakfast. Roaring is great—every hero should be able to roar.
- Some of the attacks aren't logical and damage can be too severe. Horizontal jumps from a standstill are limited to one step, making for awkward and difficult situations. Hit detection is often hit and miss, which is unfortunate.

## DONKEY KONG

Company.....Nintendo  
Suggested Retail Price.....\$29.99  
Release Date.....June 1994  
Memory Size.....4 Megabits  
Game Type.....Super Game Boy action for one player

The first game designed with color palettes for the Super Game Boy was inspired by one of the first ever video game hits, Donkey Kong. Favorite Nintendo hero, Mario, must grab the key and make his way through a vertical maze construction site to unlock the door and move on. His goal is to rescue Pauline who has been "apenapped" by Donkey Kong. In this new version, however, the construction site is just the beginning and the dozens of levels quickly become very complex. If you want to learn more about how you can outwit this 800 pound gorilla, turn to this month's review.



➤ The classic has returned, and it's much bigger with dozens of new levels. With the Super Game Boy color palette, this game will look great on either your Game Boy or Super NES. Challenging and fun.

➤ The play control is styled after the arcade games, not the Super Mario Bros., so it can be confusing at first.

## JEOPARDY SPORTS EDITION

Company.....Gametek  
Suggested Retail Price.....Not Available  
Release Date.....June 1994  
Memory Size.....1 Megabit  
Game Type.....Sports quiz for one or two fans

In last month's Sports Scene, Power covered the Super NES version of Jeopardy Sports and found it to be a real mindbender. The Game Boy version is just as tough, but it's portable, giving it the added advantage of being able to drive you nuts on the road. Another advantage of the Game Boy version is that with the Super Game Boy, you get the best of both worlds in this game. You can even Game Link to play against another traveler if you want.



	A	B	C	D	E	F
100	200	200	200	200	200	200
400	400	400	400	400	400	400
600	600	600	600	600	600	600
800	800	800	800	800	800	800
1000	1000	1000	1000	1000	1000	1000

➤ Very challenging. Easy to use. With Super Game Boy, it's an even better choice than the Super NES version.

➤ This game could be frustrating for some players.

## SUPER BATTLETANK

Company.....Absolute  
Suggested Retail Price.....\$27.95  
Release Date.....April 1994  
Memory Size.....1 Megabit  
Game Type.....Combat simulation for one player

Return to the Gulf War with Absolute's strategic action sim that puts you in command of a U.S. battle tank. During increasingly difficult missions, you must seek out the enemy targets like SCUD launchers and tank units and blow them away with shells and your machine gun. Two views reveal the face of battle: one view looks out from the tank itself while the other shows your tank moving over a map. Your targets appear on the map and you'll find that it speeds things up if you navigate on this screen until you are close to the enemy. Once you come within range, you'll have to maneuver at high speed while aiming and firing your shells and missiles. This Game Boy adaptation of the Super NES game contains most of the original elements.



➤ Realistic graphics and feel, but you can crank the speed so high that it seems unrealistically fast.

➤ Mobile enemy units disappear from the screen too quickly. Speeds seem unrealistically high for enemies and their maneuverability seems too great. Not enough variety in the actual execution of missions.

## WCW WRESTLING: THE MAIN EVENT

Company.....FCI  
Suggested Retail Price.....Not Available  
Release Date.....March 1994  
Memory Size.....1 Megabit  
Game Type.....Wrestling for one or two players

Nine WCW super stars have been thrown into the ring for a battle royale, elimination tournament. You can also play one-on-one against a Game Linked opponent. Each of the wrestlers has basic moves that include being able to climb the turnbuckles and throw eight basic moves plus one unique super move that only your wrestler can throw.



➤ Good graphics and cool wrestlers. The Game Link option makes for a real fun.

➤ Poor sound and low challenge.



## MONSTER MAX

Company.....Titus  
Suggested Retail Price.....\$29.99  
Release Date.....June 1994  
Memory Size.....2 Megabits  
Game Type.....Action for one player

Max the rock 'n' roll monster must save the world from Krond in this action game from Titus. Obstacles and enemies stand in his way, but helpful items can be found scattered throughout the three areas and nine levels. This month's Power review profiles the teen monster who would be a star.



■ A very challenging game. Fun theme.

■ The graphics, in places, are too dense, making it difficult to judge Max's movements.

SUPER NES TITLE	COMPANY	PLAY INFO	POWER METER RATINGS				GAME TYPE
G	P	C	T				
A.S.P. AIR STRIKE PATROL	SETA	1P/BATT	3.5	2.6	3.8	3.4	STRATEGY
CLAY FIGHTER TOURNAMENT EDITION	INTERPLAY	2P-S	4.3	3.7	3.6	3.5	FIGHTING
DISNEY'S BEAUTY & THE BEAST	HUDSON SOFT	1P	3.6	3.0	3.8	3.4	ACTION
EKI THE CAT	OCEAN	1P	3.4	2.6	3.3	3.2	ACTION
EYE OF THE BEHOLDER	CAPCOM	1P/BATT	3.2	2.4	3.4	3.3	RPG
FATAL FURY 2	TAKARA	2P-S	3.7	3.6	3.6	3.1	FIGHTING
FIRESTRIKER	DTMC	4P-S	3.3	3.3	3.5	3.5	ACTION
KING OF THE MONSTERS 2	TAKARA	2P-S	3.3	2.9	3.4	3.1	ACTION
REX ROMAN: EXPERIMENTAL SURGEON	RAYA SYSTEMS	1P	3.3	2.6	3.1	3.8	EDUTAINMENT
SATURDAY NIGHT SLAMMASTERS	CAPCOM	4P-S	3.7	3.3	3.6	3.3	WRESTLING
SOCKS THE CAT ROCKS THE HILL	KANEKO	1P	3.2	3.1	3.4	3.1	ACTION
SUPER GODZILLA	TOHO	1P	3.5	2.5	2.9	3.4	ACTION
SUPER LOOPZ	IMAGINEER	2P-S	3.2	3.4	3.7	3.4	PUZZLE ACTION
THE TWISTED TALES OF SPIKE McFANG	BULLET-PROOF	1P/BATT	3.7	3.3	3.5	3.6	ADVENTURE

GAME BOY TITLE	COMPANY	PLAY INFO	POWER METER RATINGS				GAME TYPE
G	P	C	T				
DONKEY KONG	NINTENDO	1P/BATT	3.8	4.1	4.2	4.3	ACTION
JEOPARDY SPORTS EDITION	GAMETEK	2P-S	3.2	3.0	3.2	3.0	GAME SHOW
MONSTER MAX	TITUS	1P/PASS	3.4	2.8	3.3	3.8	PUZZLE ACTION
SUPER BATTLETANK	ABSOLUTE	1P	3.0	2.8	3.3	3.0	ACTION
WCW WRESTLING: THE MAIN EVENT	FCI	2P-S	2.8	2.8	2.6	2.6	WRESTLING

## CHART KEY

You can get the most out of your game chart by understanding the categories. Title, Company and game type are self explanatory. Use this Key to understand Play info and the valuable Power Meter ratings.

### PLAY INFO

Games are made to be played with as many as eight players. Some also employ a battery or password to save game play data.

#P = NUMBER OF PLAYERS

S = SIMULTANEOUS

A = ALTERNATING

BATT = BATTERY

PASS = PASSWORD

### POWER METER

The Pros at Nintendo HQ rate each new game. Ratings are from 1 (poor) to 5 (excellent) in four different categories.

G = GRAPHICS AND SOUND

P = PLAY CONTROL

C = CHALLENGE

T = THEME AND FUN



## A LOOK INTO THE GAMES OF THE FUTURE

# PAK WATCH



### MIGHTY MORPHIN POWER RANGERS BANDAI

Bandai has been keeping their hottest property under wraps for months, but not anymore. Give a big Pak Watch welcome to Mighty Morphin Power Rangers for the Super NES. These mighty heroes of cosmic justice will be showing up in the stores this fall, and they'll be standing tall and looking good if these shots of the game, while still in development, are any indication. The five Rangers battle their way through a super variety of

side-scrolling scenes and past Rita Repulsa's awesome stage-end guardians like Bones from the television show. Of course, only one ranger powers through any given stage at a time, but you get to choose which hero to use — a feature that means the game will have a lot of replay value. Our Pak Source at Bandai told us that the 16 megabit game has more than 8 megabits worth of animation. All that movement is necessary because the

characters use weapons and special fighting moves, and in some of the seven stages they have to use special moves like swinging hand-over-hand. If all this sounds great, it will sound even better when you consider that Bandai plans to include the original music, sound effects and even some voice samples from the hit TV show. Bandai also reports that a Game Boy version is in development, which we hope to show you soon.





## FIGHTER'S HISTORY

DATA EAST

After a court battle that saw Capcom lose its bid to keep *Fighter's History* out of the market, Data East is moving ahead with its fighting tournament game for the Super NES. The lawsuit from Capcom claimed that

FH was substantially a ripoff of their *Street Fighter II* games. The judge did not agree. Your Pak Judge noted that FH has as many differences from SF II as most of the other fighting tournament games. Don't expect any rad-

ical differences, though. The characters, backgrounds and animations look different from SF II, but the game play uses the now-standard control sequences that Capcom pioneered.



## ADDAMS FAMILY VALUES

OCEAN

Uncle Fester showed up at Pak Watch Central to give us an early look at *Addams Family Values*, the Super NES game based on the movie of the same name. Unlike most previous *Addams Family* games, *Family Values* presents an overhead view with characters moving about in outdoor areas, interiors and secret rooms much like a *Zelda* game. Ocean describes the action as an adventure RPG starring Uncle Fester.



## DOUBLE DRAGON V: THE SHADOW FALLS

OCEAN

Billy and Jimmy Lee returned to the Pak Watch desk in a whole new format, at least for them. This time around, the fighting Lees, or Double Dragons, find themselves in a tournament street fighting game. The characters include the Lees, Icepick, the Shadow Master, Bones, Sickle, Blade, Trigger Happy, Count Down, Dominique, Sekka and Jawbreaker with his awesome tongue attack. This

Pak Attacker thought the best part of the game was the wild characters and their even wilder attack moves. Many of the characters have a weapon, giving the game less of a martial arts feel than some games, but the special moves are very athletic. One variation you won't find on other fighting games is the setup option that allows you to customize any fighter in three categories: Strength, Defense and

Special. With nine points to work with, you can choose to put up to five points in any of the three categories. Play options include the Tournament, VS Battle, Quest Mode and a Battle Demo. In the Quest Mode, you are trying to join the Shadow Master by proving your fighting skill and defeating his minions. This one or two-player game should show up in a month or two.





## LORD OF THE RINGS, VOL. 1 INTERPLAY

The final version of this long-awaited adventure game has finally arrived from MiddleEarth (a.k.a. Interplay) and fantasy adventure gamers will be pleased to hear it. And hear it they will, because *Lord of the Rings, Vol. 1* has quite possibly the richest sound effects and music of any video game to date. The scenery is also beautiful, and in spite of the small size of the hobbit characters on the screen, the

animation is very good. The game definitely falls into the adventure category. Exploring, fighting and learning clues through character conversations are all a part of Frodo's mission to take the ruling ring to Rivendell. Although there are small story changes from the Tolkien classic trilogy, the nature of the adventure is well-preserved and the atmosphere is truly Tolkienesque. All

your favorite characters appear, including Frodo, Bilbo, Sam, Pippin, Merry, Gandalf and Aragorn, and of course the Nazgul from Mordor. If all this isn't enough to set you on the road to mystery and adventure, maybe you should consider taking some friends along, because *Lord of the Rings* is also a multi-player game. You can even use the Super NES Mouse to control characters.



## JAMMIT!

VIRGIN GAMES

Basketball may never be the same once Virgin's *Jammit!* hits the streets. This is a highstakes, trash-talking brand of schoolyard ball for one or two players. In the one-player game, you start out with \$300. Bet some or all of it on each of the eight levels of games, beginning with a One-on-One game to 21. Four street players can be chosen: Roxy, Chill, Slide, and later,

Judge, each with the same basic moves, and they can play on one of three home courts. The games range from standard run and jam contests to intense games like *Frenzy* in which you can only score when you sink a basket from the location of a moving X. If you feel confident, raise the stakes. Your bankroll will get pretty fat after a few wins. Other features of

*Jammit!* include a Trash Talking control with which you can choose the amount of verbal slamming that takes place on the court. This may not be the eternal jamnation you've come to expect from *NBA Jam*, but some of these street games are hot enough (especially in two-player mode) to make you sweat. *Jammit!* should appear by the end of the summer.





## TARZAN

GAMETEK

More jungle adventure arrived from deepest Africa in the form of Gametek's Tarzan for Game Boy. Your Pak Apeman girded his loincloth and leaped for the vines. What he found was a surprisingly large

game with lots of areas to explore in each level. Instead of a single course that takes you from point A to point B, Tarzan features free movement on the ground, in the trees, and down in caves where you look for items and


defend Lord Greystoke from all manner of jungle perils. Although the game is based on the classic Tarzan novels of Edgar Rice Burroughs, don't expect much storytelling. There's far too much action here.



## SPACE INVADERS

TAITO

Another classic arcade game comes to Game Boy thanks to Taito, this time in the form of Game Boy Space Invaders. This early video game used the simple premise of pitting slowly advancing ranks of aliens against a player with a tank that moves laterally at the bottom of the screen. Although the graphics seem simple by today's standards, the game itself remains as fun and as captivating as ever. This version also has a two-player Game Link mode that doubles the fun.




## DISNEY'S JUNGLE BOOK

VIRGIN GAMES

Jungle Book looked great on the NES and is looking even better on the Super NES, but it's also on its way for Game Boy in a solid translation of the NES version. Some of the enemies may be a bit easier to beat in the Game Boy Jungle Book, but most of the rest of the game is very similar to its predecessor, including Mowgli's

many moves and the wonderful variety of the stages that include riding on the backs of the Dawn Patrol, cruising down the river with Baloo and swinging through the vines of the jungle at night. With excellent control and graphics, the game has lots to offer. It also looks super on the Super Game Boy, although it doesn't have

specially programmed palettes for that new system. The music is also exceptional with renditions of Bear Necessities and other hits. All three versions of the game, including the NES version already reviewed this year, should appear in July, so start saving your bananas right now.



# PAK WATCH UPDATE

Acclaim announced that they bought the rights to Williams's upcoming *World Wrestling Federation* coin-op game, which they expect to be another blockbuster like *NBA Jam* and *Mortal Kombat*. You can be the judge this fall when it is installed in arcades around the country. And what about *Mortal Kombat 2*? Acclaim isn't willing to say yet what will or won't be included in the Super NES version, but you can bet your Bubba! moves that it will be the best looking and playing port of all. They hope to have the hot arcade fighter ready for an August or September release. Acclaim also announced that they are acquiring Voyager Communications, the publisher of Valiant Comics, which in its four years of existence has grown to be the third largest comic publisher in the U.S. Although Acclaim hasn't revealed any specific plans to make Ninja or Turf games, they'll have a whole lot of possibilities.

Electronic Arts and Broderbund have joined forces in a move that combines two of the oldest and most prolific software developers. Broderbund brings a wealth of talent in the education-entertainment field. Maybe we'll see Madden and Walsh picks that teach good blocking schemes. EA also made the news by selling to T\*HQ the 8-bit video game rights to some of its hottest licenses including the upcoming Madden '95. T\*HQ also reported that they might pickup certain 16-bit licenses from EA.

The puzzle-masters at Bullet-Proof Software have been working overtime on two Super NES games. In addition to *Wild Snakes*, which Pak Watch has already featured, BPS is also working on *CyberSlider*. In this puzzler, you control a little robot who pushes blocks about a grid. The idea is to match blocks by color or symbol. A matched sequence of



Tarzan

three or more blocks will vanish and earn you points. There is also a two-player vs. mode in which you go head-to-head.

*Radical Rex* from Activision rolled into view recently, featuring a cartoony dinosaur who avoids extinction from the perilous perch of a skateboard. Although the idea may sound uncomfortably close to *We're Back*, the dino flop of '93, Rex has more going for him, including a variety of game play that includes very fast, cool moves.

GameTek's *Tarzan* for the Super NES swung in for a sneak peek the other day, and even though the game itself was still fairly early in development, some quality graphics and game design ideas were showing through. In this scrolling action game based on the classic tales by Edgar Rice Burroughs, Tarzan of the Apes meets and beats jungle beasts, native gnomes and pirates on a ship off the coast. The whole thing, from racing through an ancient temple to



CyberSlider



Speed Racer



Sonic Blastman 2



Wild Snakes



Radical Rex



RoboCop Vs. The Terminator

swimming stealthily out to the ship, has a linear, story book feel that seems right for the theme.

Accolade's *Speed Racer* took a recent pit stop at the Pak Watch International Raceway. The cartoon character gets into plenty of scrapes both on and off the course in this game, which is due later this summer. The return of another comic-book type hero is set for September when *Sonic Blastman 2* is released from Taito. Expect more great animation in this scrolling fighter. *Robocop Vs. The Terminator* takes to the small screen in Interplay's comic action game due out later this summer. In this Game Boy scrolling action game, you step into Robocop's shoes and body armor to hunt down the Terminator and make the streets safe for democracy.

Tradewest, which was recently purchased by the coin-op king, Williams, has a couple of projects cooking down in Texas. *Troy Aikman NFL Football* was looking hot when your Pak Q!t last tossed it around, but the game isn't expected to be released until late August or September. Even further down the line is a NASCAR racing game featuring Kyle Petty. Don't expect this one until '95.

Ending years of legal disputes, Nintendo and Atari reached a settlement this spring that will allow for Tengen Inc. to once again become a licensee for Nintendo's game systems. Before the lawsuits, Tengen produced games like *Gauntlet* and *R.B.I. Baseball* for the NES.

The *Street Fighter II* movie, *Street Fighter: The Battle For Shadowloo* is being filmed in exotic locales such as Australia and Thailand for an expected release during the holiday movie season this December. Starring as Guile will be the ultimate Hollywood warrior himself, Jean Claude Van Damme.

*Beavis & Butthead* stopped by the Pak Watch desk for a quick pick and belch the other day. Viacom's popular pair will star in their own Super NES game this fall featuring rude noises, gestures and pranks. To get into the Gwar concert, the guys have to think up the most outrageous stunts around. You can switch between Beavis and Butthead as you play. Our sources at Viacom told us that Mike Judge, who is the voice of both B & B, will be adding his lung power to the game. Viacom's Guts is also on the way to the Super NES, featuring rotoscoped figures partaking in five events that include the obstacle course and Agro Crag.



## FUTURE GAMES FOR THE

### SUPER NES

Name	Approximate Release
An American Tail: Fievel Goes West	Summer '94
Battlejack	Fall '94
Beavis And Butthead	Fall '94
Beany And The Bean	Summer '94
Blackthorn	Summer '94
Break Of Fire	Summer '94
Bulky 2	Fall '94
Captain Commando	Fall '94
Clay Fighter Tournament Edition	Summer '94
Crazy Chase	Fall '94
Demon's Crest	Fall '94
Double Dragon X: The Shadow Falls	Fall '94
Dragon View	Summer '94
FIFA International Soccer	Summer '94
Final Fantasy III	Fall '94
Final Fight Guy	Summer '94
Fit Team Rogat	Fall '94
Future Zone	Fall '94
G2	Fall '94
Impossible Mission 2025	Summer '94
Jemini	Summer '94
Juggernauts	Fall '94
Jungle Book	Summer '94
Knights of Justice	Fall '94
Liberty or Death	Summer '94
Lord of the Rings	Summer '94
NFL Quarterback Club	Fall '94
Operation Europe	Summer '94
Pocky & Rocky 2	Summer '94
Rise Of The Robots	Summer '94
see Quest OSV	Fall '94
Socks The Cat Rocks The Hit	Summer '94
Spectra	Summer '94
Speedy Gonzales	Summer '94
Stunt Race FX	Summer '94
Super Adventure Island II	Summer '94
Super Bomberman X	Fall '94
Super Patrol	Fall '94
Super Street Fighter II	Summer '94
Tecmo	Fall '94
The Death And Return Of Superman	Fall '94
Vortex	Fall '94
WorldCup USA 94	Summer '94

### GAME BOY

John Madden Football	Summer '94
Itchy & Scratchy: Minutens Got Measers	Summer '94
Monster Max	Summer '94
see Quest OSV	Fall '94



# POWER CHALLENGE TRADING CARDS



**SUPER  
POWER  
CLUB**

ACTRAISER 2



**SUPER  
POWER  
CLUB**

WARIO LAND  
SUPER MARIO LAND 3



**SUPER  
POWER  
CLUB**

LESTER THE UNLIKELY



**SUPER  
POWER  
CLUB**

BATTLETOADS & DOUBLE DRAGON  
THE ULTIMATE TEAM



**SUPER  
POWER  
CLUB**

DAFFY DUCK  
THE MARVIN MISSIONS



**SUPER  
POWER  
CLUB**

BONK'S ADVENTURE





# POWER CHALLENGE TRADING CARDS

POWER CARD #116



## LESTER THE UNLIKELY™

**DESCRIPTION:** With his favorite comic in hand, Lester takes a long walk off a short pile. He falls asleep in the wrong place and never finds himself in a dreamt landscape headed for a dream island. Can you remove the island ring and get Lester off the island?

**CHALLENGE:** Without using a single Continuum, how far can you go?

**Notes:** Stage 2: The Tatum Place

**Intermediate:** Stage 2: The Jungle

**Pro:** Stage 02: The Parks

**SYSTEM:** Super NES  
**GAME TYPE:** Adventure  
**# OF PLAYERS:** 1  
**RELEASED:** 1993  
**COMPANY:** SYMS™

TM & © 1993 David Lowery, TM & © 1993 SYMS, Inc.

POWER CARD #129



## WARIO LAND™ SUPER MARIO LAND 3™

**DESCRIPTION:** Mario's bank and he wants a couple of his own! All he needs is money, and lots of it. He's getting it the old fashioned way, saving it from profits! Walk through fiery levels and get as much money and treasure as you can to buy the best cards in the world.

**CHALLENGE:** How much treasure can you collect when you finish the game?

**Notes:** 10 Treasures

**Intermediate:** 25 Treasures

**Pro:** 28 Treasures

**SYSTEM:** Game Boy  
**GAME TYPE:** Action/Adventure  
**# OF PLAYERS:** 1  
**RELEASED:** 1994  
**COMPANY:** Nintendo

TM & © 1993 Nintendo

POWER CARD #107



## ACTRAISER 2™

**DESCRIPTION:** After Tazuna was defeated, his evil minions spent several thousands of years bringing him back to life. All he wants is his revenge on you and your people. There are seven stages, named after famous places, to fight through in your quest to put Tazuna to rest forever.

**CHALLENGE:** Can you finish these stages using only one life?

**Notes:** MPCL SYMS AEST (Easy)

**Intermediate:** MPCL SYMS WEDS (Med)

**Pro:** MPCL SYMS AEST (Hard)

**SYSTEM:** Super NES  
**GAME TYPE:** Action  
**# OF PLAYERS:** 1  
**RELEASED:** 1990  
**COMPANY:** Enix

TM & © 1993 Enix Corporation, Super Power Club

POWER CARD #127



## BONK'S ADVENTURE™

**DESCRIPTION:** The Boy with the Head of Stone has returned! You must search through dangerous Dimension Land to rescue the Moon Princess from King Dood. There are bad guys everywhere who want to smash heads with Bonk, so remember that this head is the last weapon you have.

**CHALLENGE:** How many Bonks can you finish Level One with?

**Notes:** 7

**Intermediate:** 12

**Pro:** 20

**SYSTEM:** NES  
**GAME TYPE:** Action  
**# OF PLAYERS:** 1  
**RELEASED:** 1991  
**COMPANY:** Hudson Soft

TM & © 1993 Hudson Soft Co.

POWER CARD #114



## DAFFY DUCK™ THE MARVIN MISSIENS

**DESCRIPTION:** It's up to Daffy Duck to cross the galaxy from Marvin the Martian. The graphics in this game come straight from the cartoon series. There are loads of weapons and special items to use, as well as loads of enemies to fight. Save the universe and have fun doing it. Good luck!

**CHALLENGE:** Can you get through the end of 25,000 Marvins under the five without using.

**Notes:** A Continuum Gun

**Intermediate:** The Power Gun

**Pro:** More than one life

**SYSTEM:** Super NES  
**GAME TYPE:** Comic Action  
**# OF PLAYERS:** 1  
**RELEASED:** 1993  
**COMPANY:** Zenobe®

TM & © 1993 Zenobe, copyright and all other rights reserved by Zenobe and Zenobe Inc. Super Power Club is a registered trademark of Zenobe Inc.

POWER CARD #91



## BATTLETALES™ IS DOUBLE DRAGON™ THE ULTIMATE TEAM™

**DESCRIPTION:** The Dark Dragon and the Shadow Dragon have teamed up in a vile plot of world domination. Can you stop them with the combined forces of the BattleTales and the Double Dragon boys, Billy and Jimmy Lee? You must destroy the Coliseum and enter one more death-trial phase are ready!

**CHALLENGE:** With what character can you beat the Stage 1 & 2 Mini Boss, without losing a player?

**Notes:** Rick

**Intermediate:** Billy

**Pro:** Zlu

**SYSTEM:** NES  
**GAME TYPE:** Street Fighting Action  
**# OF PLAYERS:** 2  
**RELEASED:** 1990  
**COMPANY:** Technomaster

TM & © 1993 Enix Co.

# NEXT ISSUE

**Coming in July, Volume 62**

## **SUPER STREET FIGHTER II**

If you thought that the fighting couldn't get any better than Street Fighter II Turbo, then just wait for next month's issue. Super Street Fighter II brings four brand new fighters to the arena, complete with hot new moves and fighting styles. Don't miss this Incredible 32 Meg game!

## **Secret of Mana Special**

Next month's special article is the first of a series revealing all the tricks in the great adventure game Secret of Mana. If you've had any trouble finishing this game, then this twelve page spectacular is for you!

SUMMER **CES** PREVIEW

## **MORE HOT TITLES**

**Double Dragon V**  
**Breath of Fire**  
**Jungle Book**  
**Tarzan**





# GET BIG

What plays the big choice of over 300 Game Boy titles. Gets 'em onto your big TV screen with the power of your Super NES. And gets you big color control with your Super NES Controller? **Super Game Boy®**. It's big entertainment for a small price: \$59.99\*. Barrel out now, and get your big hairy paws on it. For fun. **Big time.**



**Nintendo®**

\*Suggested retail price.

