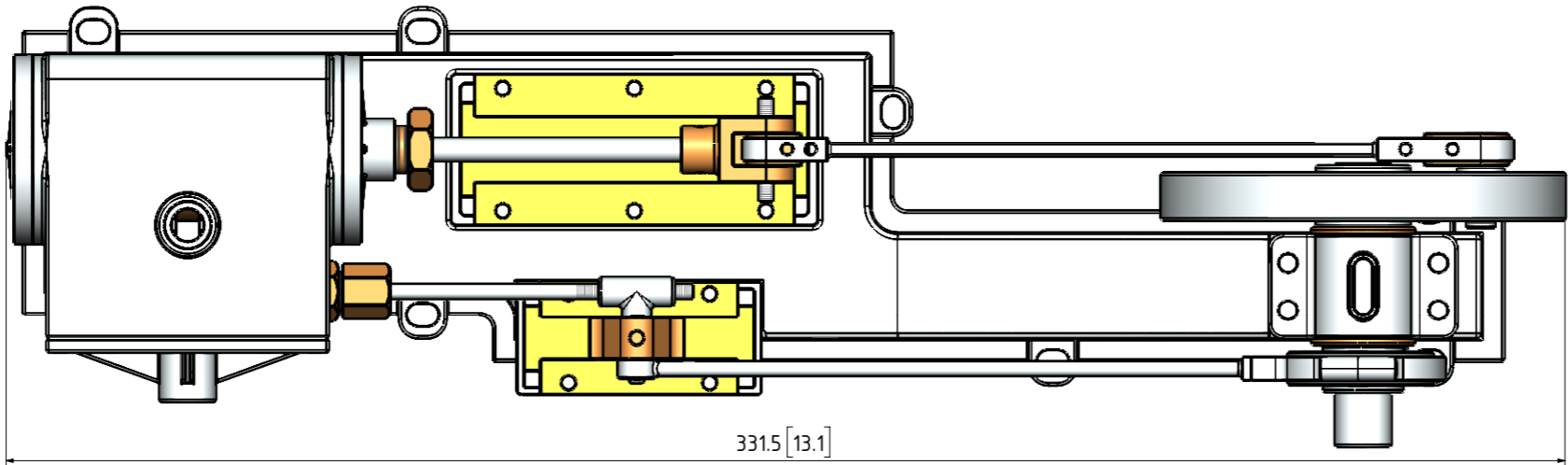
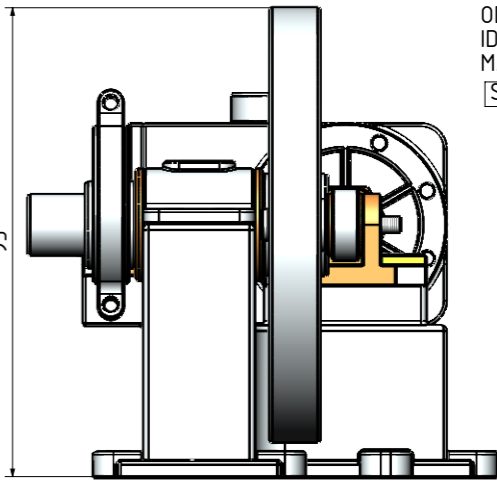
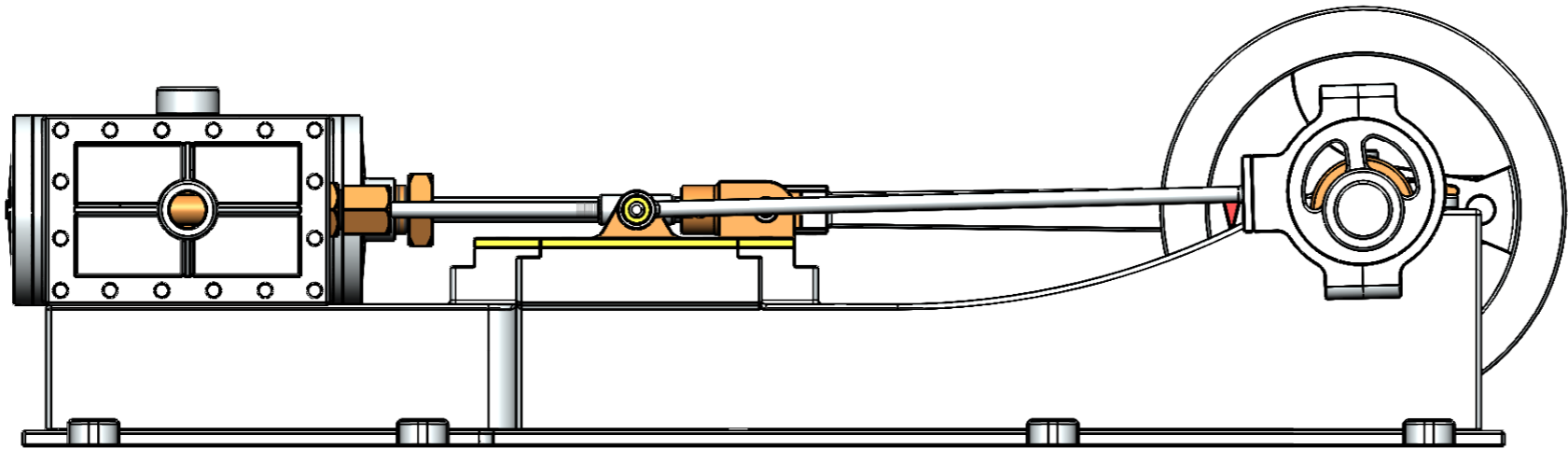
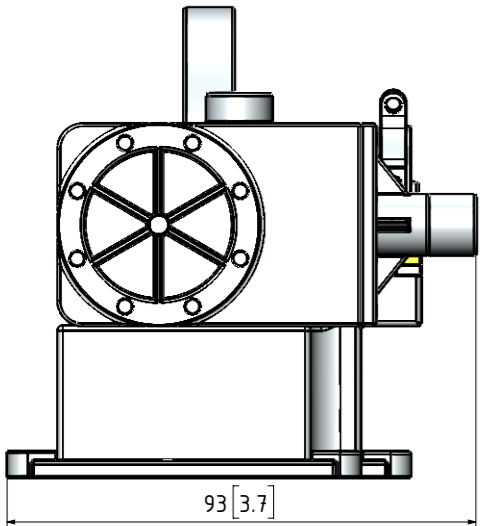


QTY.	PART NUMBER
1	09B-34-00-1-01-BASE PLATE
1	09B-34-00-1-02-CYLINDER BLOCK
1	09B-34-00-1-03-CYLINDER FRONT COVER
1	09B-34-00-1-04-CYLINDER REAR COVER
1	09B-34-00-1-05-VALVE CHEST COVER
1	09B-34-00-2-01-CRANKSHAFT
1	09B-34-00-2-02-PISTON+CROSHEAD
1	09B-34-00-2-03-CON-ROD
1	09B-34-00-2-04-ECCENTRIC
1	09B-34-00-2-07-VALVE CROSSHEAD
1	09B-34-00-2-05-ECCENTRIC STRAP
1	09B-34-00-2-06-SLIDE VALVE



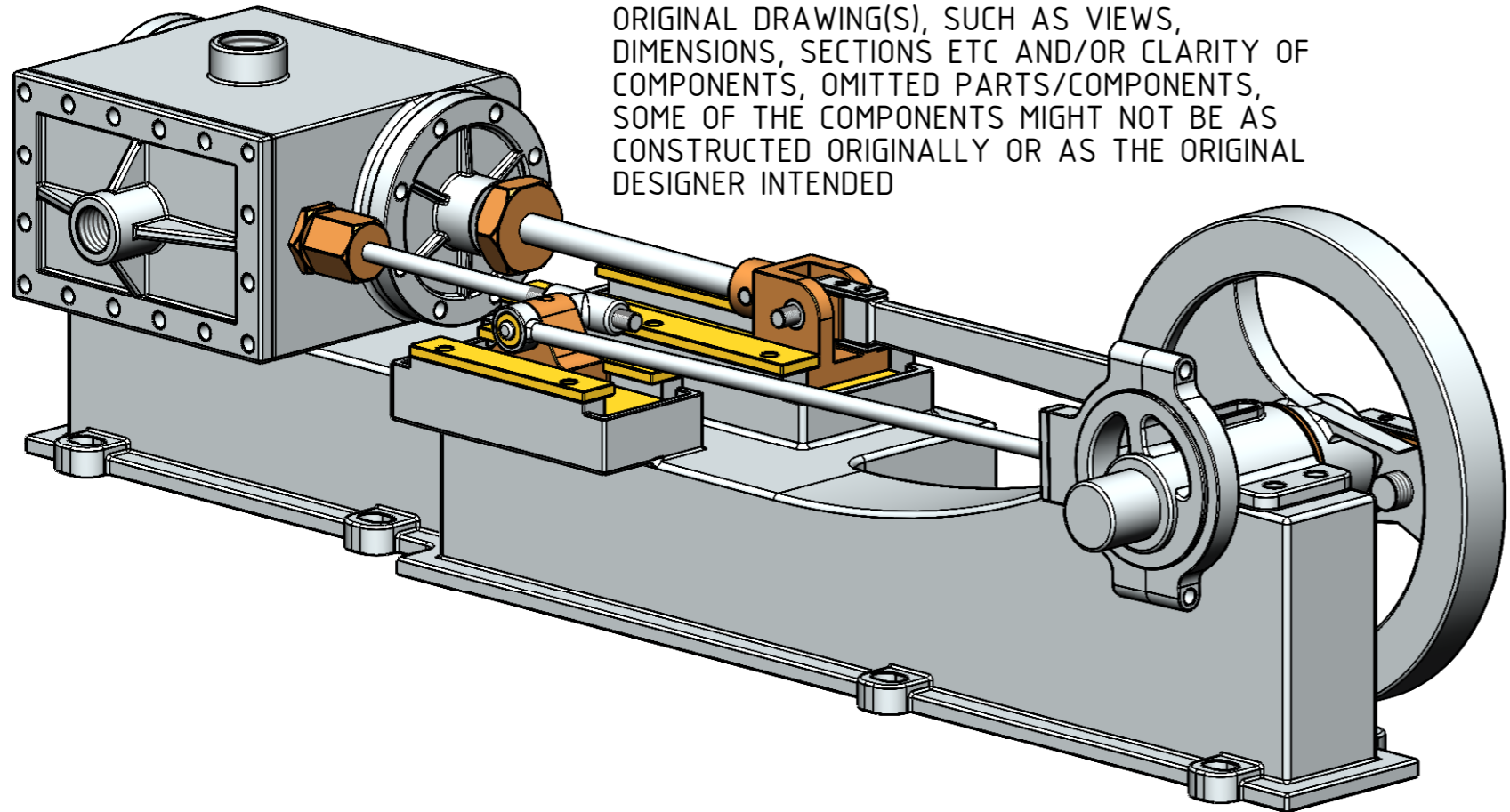
ADDITIONAL NOTES ABOUT THESE DRAWINGS:
1) NO MATERIALS HAVE BEEN SPECIFIED ON THESE DRAWINGS. THE BUILDER TO CHOOSE ITS OWN PREFERRED MATERIAL FOR THE PARTS/COMPONENTS. THE FOLLOWING COLOURS ON THE DRAWINGS INDICATES POSSIBLE MATERIALS WHICH CAN BE USED FOR PARTS: YELLOW=BRASS, LIGHT GREY=ALUMINIUM OR MILD STEEL, REDDISH BROWN=COPPER, DARK BROWN=BRONZE OR GUN METAL, WHITISH=SILVER STEEL OR STAINLESS STEEL
2) FASTENERS.
NO FASTENERS SUCH AS BOLTS, SCREWS, RIVETS, NUTS AND WASHERS HAVE BEEN SHOWN ON THESE DRAWINGS. THE BUILDER TO CHOOSE ITS OWN PREFERRED TYPE OF FASTENERS.

OTHER ABBREVIATIONS
AS = AS SHOWN
DP = DEEP
DAA= DRILL AFTER ASSEMBLY
D&TAA= DRILL AND TAP AFTER ASSEMBLY
CF = CLOSE FIT (SIZE FOR SIZE)
PF = PRESS FIT
PFAA= PRESS FIT AFTER ASSEMBLY
PCD = PITCH CIRCLE DIAMETER
RM = REAM
HEX = HEXACON, 6SIDED
CP = COMPRESSED
KNL = KNURLED
CSK = COUNTERSINK
PL = PLACES
DWL= DOWEL
SPF= SPOTFACE
(T)HESOP=(TAPPED)HOLES EQUALLY SPACED ON PCD
(T)HESOC=(TAPPED)HOLES EQUALLY SPACED ON CIRCUMFERENCE
OD = OUTSIDE DIAMETER
ID = INSIDE DIAMETER
MAX/MIN = CRITICAL DIMENSION
[SA-xxx] = SUB ASSEMBLY-xxx



DUE TO THE LACK OF INFORMATION ON THE ORIGINAL DRAWING(S), SUCH AS VIEWS, DIMENSIONS, SECTIONS ETC AND/OR CLARITY OF COMPONENTS, OMITTED PARTS/COMPONENTS, SOME OF THE COMPONENTS MIGHT NOT BE AS CONSTRUCTED ORIGINALLY OR AS THE ORIGINAL DESIGNER INTENDED

GENERAL NOTES:
0. ALL DRAWINGS ARE IN METRIC MEASUREMENTS
1. ALL ENGINEERING PRACTICES SHALL BE APPLIED WITH REGARDS TO HOLE AND SHAFT TOLERANCES.
2. WHERE SCREWS OR BOLTS ARE USED THE CLEARANCE HOLES SHALL BE APPROXIMATELY 5% TO 8% LARGER THAN THE MATCHING TAPPED HOLE.
3. PREFERABLY ALL TAPPED HOLES AND MATCHING SCREWS AND/OR BOLTS TO BE METRIC FINE (MF)
4. MATERIALS SPECIFIED ON THE DRAWINGS ARE INDICATIVE ONLY. THE BUILDER CAN MAKE HIS/HER OWN MATERIAL CHOICE.
5. ALL CONNECTIONS/JOINTS WHICH HAVE STEAM PRESSURE APPLIED TO IT SHALL BE SILVER/HARD SOLDERED.
6. COMPRESSION SPRINGS ARE DRAWN IN COMPRESSED STATE (CP), UNCOMPRESSED STATE IS APPROX 40% TO 60% LONGER THEN COMPRESSED STATE.
7. WHERE PREFERRED SCREW OR RIVETED CONNECTIONS CAN BE OMITTED AND PARTS CAN BE BONDED TOGETHER BY USING EITHER HIGH STRENGTH GLUE, EPOXY RESIN, OR SOLDER.
8. PARTS WHICH ARE DIRECTLY EXPOSED TO STEAM AND/OR WATER SHOULD BE CONSTRUCTED USING NON-FERROUS OR NON CORROSIVE MATERIAL SUCH AS BRASS, BRONZE, GUNMETAL, STAINLESS STEEL, COPPER OR MONEL.
9. THE ORDER IN WHICH THE PARTS/COMPONENTS ARE MANUFACTURED AND THE MODEL IS ASSEMBLED IS ENTIRELY LEFT TO THE BUILDER/MODEL MAKER.
10. A COLOUR SCHEME FOR THIS PROJECT IS ENTIRELY LEFT UP TO THE MODEL MAKER.
11. THE MANNER IN WHICH THE PARTS/COMPONENTS ARE MANUFACTURED IS ENTIRELY LEFT UP TO THE BUILDER.
12. USE LOCTITE, ON SCREW OR PRESS FIT CONNECTIONS OR SURFACES, WERE DEEMED NECESSARY TO PREVENT PARTS FROM LOOSENING.
13. WASHERS AND/OR SPRING WASHERS SHALL BE USED WHERE DEEMED NECESSARY.
14. REMOVE ALL SHARP EDGES
XX. ERRORS AND/OR OMISSIONS MAY OCCUR IN THE DRAWINGS, DO NOT HESITATE TO CONTACT ME SO THAT THE ERRORS/OMISSIONS CAN BE RECTIFIED.



NOTES: FOUND ORIGINAL DRAWING ON INTERNET. ORIGINATOR/DESIGNER/DRAFTER UNKOWN.

TITLE
1 CYLINDER HORIZONTAL STEAM ENGINE
WITH VALVE GUIDE BLOCK (B=26mmxS=50mm)

DRAWING CONTENTS
GENERAL ARRANGEMENT, ISOMETRIC
VIEW, NOTES

PROJECT No 09B-34-00
JDW DRAUGHTING SERVICES
J.A.M. DE WAAL, 12 BRIGHTWELL STREET PAKAPURA
2110, NEW ZEALAND. PHONE: 0064 09 2988815. MOB:
0211791000 E-MAIL: dewaal@xtra.co.nz.

PROJECTION
DATE
DECEMBER 2023
SHEET: 01 OF 03

MODEL SCALE: 1:1
DWG SCALE: 1:1 @A3 OR AS SHOWN
Copyright © J.A.M. DE WAAL PAKAPURA NZ
A3 No:09B-34-00-SHT01

DRAWINGS ARE FOR PERSONAL USE ONLY NOT FOR COMMERCIAL PURPOSES