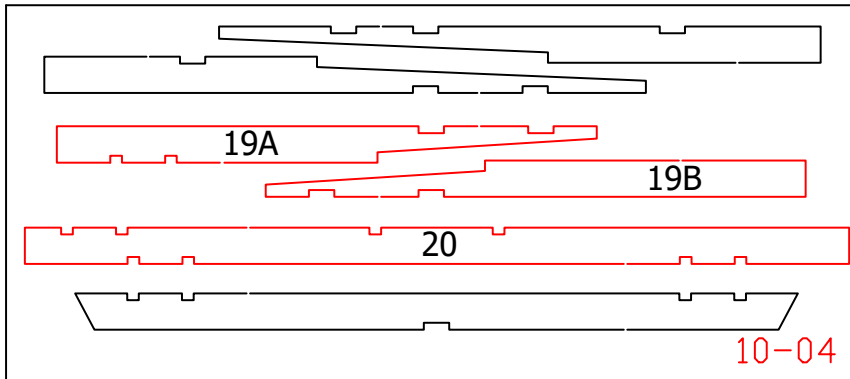
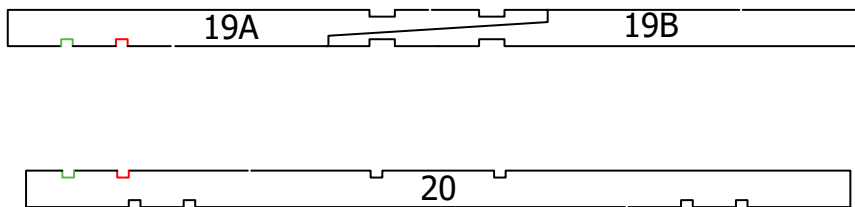


BOUNTY – PACK 10

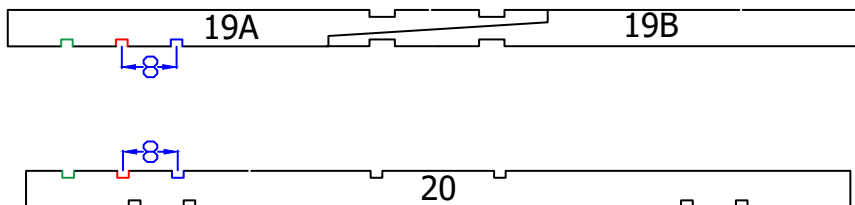
Amendments to pieces 19A, 19B and 20 from tablet 10-04



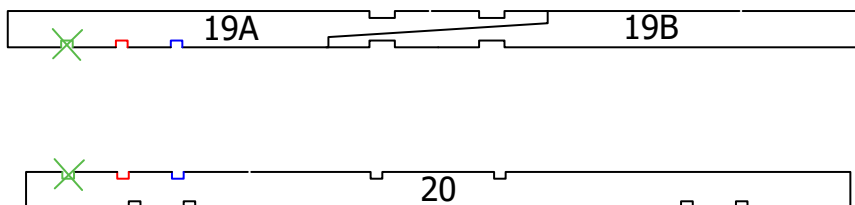
Detach pieces 19A, 19B and 20 from table 10-04.



Join pieces 19A and 19B together. Pay attention to the notches highlighted in green and red in the drawing.



Position the pieces as shown. Starting from the centre of the notches highlighted in red in the drawing, measure 8mm to the right and carve new notches using a file.



The notches highlighted in green in the drawing should be ignored in the following assembly sessions. Use only those highlighted in red and blue in the drawing.