

Electric Machinery

45.0 ▼ 0.3

High 45.25 | Low 44.25

【+/-/X represent Up/Down/Not compared】

Company Information

|               |   |
|---------------|---|
| Company Name  | TATUNG COMPANY  |
| Spokesman     | Erh-Kun Ting  |
| Website       | http://www.tatung.com.tw  |
| Capital       | NT 23,395,366,850   |
| Main Business | Founded in 1918, Tatung Company is a worldwide leader in the design and manufacturing of a vast array of digital consumer products, including LCD TVs, network-connected devices, and home appliances. Tatung also provides system integration service. As a diversified company, Tatung has well engaged in the heavy industrial products like optical fiber cables, gas insulated switchgears, motors, generators, and transformers. With its overseas branches expanding into 12 countries, Tatung is in a solid position to deliver products more efficiently and render customer services more effectively. Tatung specializes in the ODM/OEM business and serves branded customers on a global basis. |
| Listing Date  | 1962/02/09  |
| Industry      | Electric Machinery  |

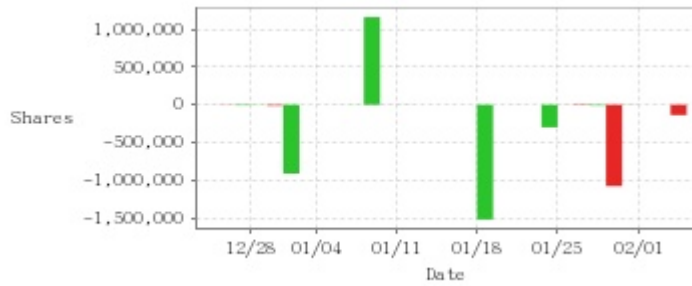
Price and Trade Information



| Date | Closing Price | Trade Volume | Date | Closing Price | Trade Volume | Date  | Closing Price | Trade Volume |
|------|---------------|--------------|------|---------------|--------------|-------|---------------|--------------|
| 2/5  | 45.0          | 15,064,983   | 1/22 | 41.9          | 17,845,435   | 1/8   | 43.0          | 14,294,367   |
| 2/2  | 45.3          | 13,924,462   | 1/19 | 40.4          | 10,736,829   | 1/5   | 42.4          | 5,431,689    |
| 2/1  | 45.15         | 21,368,698   | 1/18 | 39.2          | 15,495,047   | 1/4   | 41.95         | 6,648,119    |
| 1/31 | 43.85         | 10,338,310   | 1/17 | 38.9          | 36,051,774   | 1/3   | 42.25         | 9,183,224    |
| 1/30 | 43.55         | 8,649,978    | 1/16 | 42.15         | 14,008,387   | 1/2   | 42.25         | 8,481,246    |
| 1/29 | 43.7          | 6,127,340    | 1/15 | 43.35         | 22,303,834   | 12/29 | 42.0          | 8,148,307    |
| 1/26 | 43.25         | 8,867,972    | 1/12 | 43.0          | 23,657,755   | 12/28 | 42.5          | 10,256,704   |
| 1/25 | 43.55         | 10,466,027   | 1/11 | 44.55         | 25,209,280   | 12/27 | 42.05         | 6,837,390    |
| 1/24 | 44.0          | 20,506,024   | 1/10 | 43.85         | 53,761,640   | 12/26 | 41.9          | 5,373,684    |
| 1/23 | 43.3          | 40,387,535   | 1/9  | 45.2          | 42,014,856   | 12/25 | 42.15         | 5,580,470    |

## Historical Trading Information

### Securities Investment Trust Companies



### Foreign Investors



### Dealers



| Date | Securities<br>Investment Trust<br>Companies<br>Difference(+)/(-) | Dealers<br>Difference(+)/(-) | Foreign Investors<br>Difference(+)/(-) | Date  | Securities<br>Investment Trust<br>Companies<br>Difference(+)/(-) | Dealers<br>Difference(+)/(-) | Foreign Investors<br>Difference(+)/(-) |
|------|--|------------------------------|--|-------|--|------------------------------|--|
| 2/5  | -136,322   | -4,386                       | -4,428,178                             | 1/15  | 0  | -184,816                     | -104,226                               |
| 2/2  | 0  | -34,893                      | -247,000                               | 1/12  | 0  | -2,053,385                   | -2,670,341                             |
| 2/1  | 0  | +2,073,490                   | +3,902,087                             | 1/11  | -2,000   | -1,225,921                   | -1,873,000                             |
| 1/31 | -3,000   | +398,895                     | +2,241,099                             | 1/10  | -1,035   | +1,263,057                   | -3,657,193                             |
| 1/30 | -1,076,061   | +246,664                     | -650,925                               | 1/9   | +1,159,000   | +312,788                     | +10,259,559                            |
| 1/29 | -11,694  | +151,522                     | +1,331,000                             | 1/8   | -2,070   | +539,311                     | +3,591,000                             |
| 1/26 | -7,170   | -263,723                     | -1,542,000                             | 1/5   | -1,119   | +207,020                     | +493,000                               |
| 1/25 | +1,634   | -1,049,298                   | -1,357,987                             | 1/4   | 0  | +20,737                      | -1,117,079                             |
| 1/24 | -298,000   | -530,541                     | +1,462,000                             | 1/3   | -94  | +362,633                     | -2,462,698                             |
| 1/23 | 0  | +12,213,345                  | -3,783,266                             | 1/2   | -910,000   | +343,366                     | +1,619,608                             |
| 1/22 | -1,062   | -1,191,624                   | +4,609,000                             | 12/29 | -13,000  | -649,201                     | -783,778                               |
| 1/19 | 0  | -551,999                     | +1,334,525                             | 12/28 | -3,063   | -565,623                     | +2,601,553                             |
| 1/18 | -1,518,000   | -327,914                     | -1,814,298                             | 12/27 | -9,487   | +128,395                     | +1,240,398                             |
| 1/17 | 0  | -704,445                     | -10,504,034                            | 12/26 | -3,032   | -26,370                      | -949,630                               |
| 1/16 | 0  | +495,972                     | -5,499,219                             | 12/25 | -1,032   | +46,947                      | +402,000                               |

Purchase on Margin



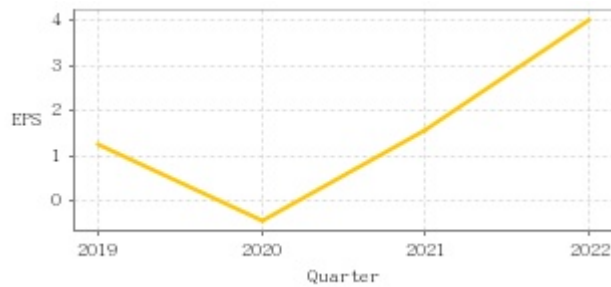
Short Sale



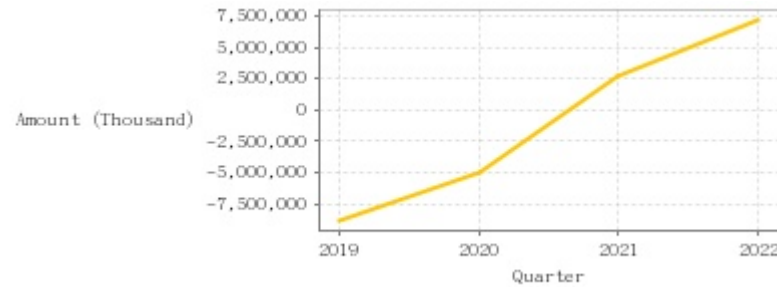
| Date | Purchase on Margin | Short Sale | Date | Purchase on Margin | Short Sale | Date  | Purchase on Margin | Short Sale |
|------|--------------------|------------|------|--------------------|------------|-------|--------------------|------------|
| 2/5  | +241               | -376       | 1/22 | +322               | -103       | 1/8   | +499               | +93        |
| 2/2  | +116               | +10        | 1/19 | +542               | +163       | 1/5   | -21                | +7         |
| 2/1  | -9,003             | +77        | 1/18 | -172               | +80        | 1/4   | +408               | -6         |
| 1/31 | -1,358             | +92        | 1/17 | -1,963             | -227       | 1/3   | +440               | +3         |
| 1/30 | +418               | -12        | 1/16 | -416               | -65        | 1/2   | +47                | +3         |
| 1/29 | -1,018             | +1         | 1/15 | -1,416             | +13        | 12/29 | -1,603             | -28        |
| 1/26 | -206               | +167       | 1/12 | -1,360             | -236       | 12/28 | -625               | -19        |
| 1/25 | +246               | -36        | 1/11 | +171               | +44        | 12/27 | -597               | -8         |
| 1/24 | -2,497             | +233       | 1/10 | -661               | -168       | 12/26 | -154               | -17        |
| 1/23 | -1,856             | +191       | 1/9  | +2,621             | +370       | 12/25 | +143               | +4         |

## Company Financials

EPS



Income from continuing operations before tax



| Quarter | Jan-Mar |   | Jan-Jun |   | Jan-Sep |   | Jan-Dec |   |
|---------|---------|---|---------|---|---------|---|---------|---|
|         | EPS     | Income from continuing operations before tax (Thousand) | EPS     | Income from continuing operations before tax (Thousand) | EPS     | Income from continuing operations before tax (Thousand) | EPS     | Income from continuing operations before tax (Thousand) |
| 2023    | 0.20    | 433,698   | 0.45    | 1,388,578   | 0.68    | 2,178,328   | -       | -   |
| 2022    | 0.22    | -26,705   | 0.41    | -14,741   | 3.88    | 7,176,573   | 4.02    | 7,239,250   |
| 2021    | -0.13   | -530,067  | 0.23    | 187,194   | 0.54    | 519,645   | 1.57    | 2,653,453   |
| 2020    | 0.15    | -73,573   | 0.07    | -565,380  | 0       | -1,193,164  | -0.46   | -4,909,194  |
| 2019    | 1.34    | 39,071  | -0.60   | -11,055,401   | 0.44    | -10,551,927   | 1.24    | -8,879,965  |

Monthly Revenue



| Monthly | Monthly Revenue | Monthly | Monthly Revenue | Monthly | Monthly Revenue | Monthly | Monthly Revenue | Monthly | Monthly Revenue |
|---------|-----------------|---------|-----------------|---------|-----------------|---------|-----------------|---------|-----------------|
| 2023/12 | 6,534,850,000   | 2022/12 | 4,424,394,000   | 2021/12 | 2,872,978,000   | 2020/12 | 2,529,089,000   | 2019/12 | 3,810,080,000   |
| 2023/11 | 4,779,182,000   | 2022/11 | 4,051,237,000   | 2021/11 | 2,600,720,000   | 2020/11 | 2,624,403,000   | 2019/11 | 4,219,351,000   |
| 2023/10 | 3,499,622,000   | 2022/10 | 4,366,880,000   | 2021/10 | 2,210,990,000   | 2020/10 | 2,351,850,000   | 2019/10 | 2,777,135,000   |
| 2023/09 | 3,752,193,000   | 2022/09 | 2,511,741,000   | 2021/09 | 2,918,163,000   | 2020/09 | 2,478,018,000   | 2019/09 | 2,753,458,000   |
| 2023/08 | 3,817,751,000   | 2022/08 | 2,406,367,000   | 2021/08 | 2,793,519,000   | 2020/08 | 2,268,775,000   | 2019/08 | 2,874,934,000   |
| 2023/07 | 3,877,658,000   | 2022/07 | 2,301,653,000   | 2021/07 | 2,350,992,000   | 2020/07 | 2,636,869,000   | 2019/07 | 2,712,754,000   |
| 2023/06 | 4,886,280,000   | 2022/06 | 2,469,205,000   | 2021/06 | 2,427,273,000   | 2020/06 | 2,747,782,000   | 2019/06 | 2,671,997,000   |
| 2023/05 | 4,495,318,000   | 2022/05 | 2,336,446,000   | 2021/05 | 2,764,705,000   | 2020/05 | 2,469,955,000   | 2019/05 | 2,618,532,000   |
| 2023/04 | 3,863,214,000   | 2022/04 | 2,098,835,000   | 2021/04 | 2,218,017,000   | 2020/04 | 2,591,892,000   | 2019/04 | 2,805,065,000   |
| 2023/03 | 4,028,777,000   | 2022/03 | 2,894,545,000   | 2021/03 | 2,288,969,000   | 2020/03 | 3,387,482,000   | 2019/03 | 2,862,887,000   |
| 2023/02 | 3,556,033,000   | 2022/02 | 2,048,194,000   | 2021/02 | 1,829,442,000   | 2020/02 | 3,027,364,000   | 2019/02 | 2,213,442,000   |
| 2023/01 | 3,538,518,000   | 2022/01 | 2,727,030,000   | 2021/01 | 2,449,678,000   | 2020/01 | 2,515,305,000   | 2019/01 | 3,062,480,000   |

PE ratio



| Date | PE ratio | Date | PE ratio | Date  | PE ratio |
|------|----------|------|----------|-------|----------|
| 2/5  | 54.88    | 1/22 | 51.10    | 1/8   | 52.44    |
| 2/2  | 55.24    | 1/19 | 49.27    | 1/5   | 51.71    |
| 2/1  | 55.06    | 1/18 | 47.80    | 1/4   | 51.16    |
| 1/31 | 53.48    | 1/17 | 47.44    | 1/3   | 51.52    |
| 1/30 | 53.11    | 1/16 | 51.40    | 1/2   | 51.52    |
| 1/29 | 53.29    | 1/15 | 52.87    | 12/29 | 51.22    |
| 1/26 | 52.74    | 1/12 | 52.44    | 12/28 | 51.83    |
| 1/25 | 53.11    | 1/11 | 54.33    | 12/27 | 51.28    |
| 1/24 | 53.66    | 1/10 | 53.48    | 12/26 | 51.10    |
| 1/23 | 52.80    | 1/9  | 55.12    | 12/25 | 51.40    |

## Announcements

(Please refer to [mops](#) for the most updated information)

| Subject  | Date                |
|--|---------------------|
| ▶ Announced by Tatung Co. on behalf of SCAD Board of Directors authorizing the chairman to sell real estate  | 2024/02/07 19:14:58 |
| ▶ Announced by Tatung Co. on behalf of SCAD Board of Directors authorizing the chairman to sign a joint construction contract and other matters      | 2024/01/29 18:58:34 |
| ▶ Announced by Tatung co. on behalf of subsidiary Shan-Chih Asset Development Co. with other 5 participating banks signed syndication loan contract. | 2023/12/27 18:00:06 |
| ▶ Sustainable Development Committee has changed  | 2023/12/21 18:09:32 |
| ▶ Announce the change of CSO & Spokesperson  | 2023/12/21 18:09:55 |

## Corporate Action

| Year | Shareholders' meeting date | Period | Cash dividends | Stock dividends |
|------|----------------------------|--------|----------------|-----------------|
| 2022 | 2023/06/16                 | 2022   | 0.00000        | 0.00000         |
| 2021 | 2022/06/14                 | 2021   | 0.00000        | 0.00000         |
| 2020 | 2021/06/28                 | 2020   | 0.00000        | 0.00000         |
| 2019 | 2020/06/30                 | 2019   | 0.00000        | 0.00000         |