


# Bilingual Multicultural Education

Annual Report 2016-2017





STATE OF NEW MEXICO  
PUBLIC EDUCATION DEPARTMENT  
300 DON GASPAR  
SANTA FE, NEW MEXICO 87501-2786  
Telephone (505) 827-5800  
<http://www.ped.state.nm.us>

CHRISTOPHER N. RUSZKOWSKI  
SECRETARY OF EDUCATION

SUSANA MARTINEZ  
GOVERNOR

December 31, 2018  
Ms. Rachel Gudgel  
Director  
Legislative Education Study Committee  
State Capitol North  
325 Don Gaspar, Suite 200  
Santa Fe, NM 87501

Dear Ms. Gudgel:

I am pleased to enclose the *Bilingual Multicultural Education Annual Report for School Year 2016-2017*. The Bilingual Multicultural Education Act of 2004 requires that the Public Education Department (PED) issues this annual report in compliance with state statute in relevant parts as follows:

Subsection D of 22-23-5 of NMSA 1978:

**Bilingual multicultural education program plan; evaluation.**

Each district shall maintain academic achievement and language proficiency data and update the data annually to evaluate bilingual multicultural education program effectiveness and use of funds. The department shall annually complete and report this data to the appropriate interim legislative committee.

This report provides longitudinal data for student demographics, academic and language achievement, finances, and recommendations, as well as summary findings.

Implementing bilingual and multicultural education programs in New Mexico is a collaborative effort. In this endeavor, I acknowledge the PED's divisions and bureau, and the public school districts and charter schools, the State Bilingual Education Advisory Council, and those working with our children in the classrooms—the bilingual educators of New Mexico.

If you have any questions, please do not hesitate to contact me or Mayra Valtierrez at (505) 827-6667.

In partnership,

Christopher N. Ruszkowski  
Secretary of Education

CR/ip/mv

Enclosures (1): *Bilingual Multicultural Education Annual Report for School Year 2016-2017*



## The State of New Mexico

### Bilingual Multicultural Education Annual Report For School Year 2016–2017 December 2018

Susana Martinez  
Governor

Christopher N. Ruszkowski  
Secretary of Education

#### Required Notice

The contents of this document were developed under a grant from the US Department of Education (USDOE). However, the contents do not necessarily represent the policy of the USDOE and should not be regarded as an endorsement by the federal government.

#### Copyright Notice

This report is copyright free, no permission is needed to cite or reproduce it for **non-profit purposes**<sup>1</sup>. If material from it is included in another **non-profit** publication, cite as follows:

Some information in this document was adapted from the *Bilingual Multicultural Education Annual Report for School Year 2016–2017, (December 2018)*, which is a copyright-free report published by the New Mexico Public Education Department.

---

<sup>1</sup> This report is available at <https://webnew.ped.state.nm.us/>. Click on *Offices/Programs* to locate it under *Language and Culture*.

## ACKNOWLEDGEMENTS

The Secretary of Education thanks the following individuals for their contributions to this report:

Icela Pelayo, PhD, Deputy Secretary of Teaching and Learning

Mayra Valtierrez, Director, Language and Culture Bureau

Brian Laurent, Director, Accountability Bureau

Yun Yao, PhD, Statistician, Accountability Bureau

Kirsi Laine, Deputy Director, Language and Culture Bureau

Leah Jimenez, Program Support Specialist, Language and Culture Bureau

Diana Labrie, PhD, Data Support Specialist, Language and Culture Bureau

Kadriye El-Atwani, PhD, Equity Specialist, Language and Culture Bureau

Cherise Urioste, Bilingual Multicultural Education Specialist, Language and Culture Bureau



## TABLE OF CONTENTS

Table of Contents .....	4
Statutory Requirements .....	5
Introduction .....	5
Detailed Report .....	6
State Map of Bilingual Multicultural Education and Title III Programs by District .....	6
District and School Participation in Bilingual Multicultural Education Programs (BMEPs) .....	7
Student Participation in BMEPs .....	8
Student Participation in BMEPs by Ethnicity .....	8
Student Participation in BMEPs by English Language Proficiency.....	8
Participation in Spanish Language BMEPs .....	9
Student Participation in Native American Language BMEPs .....	9
Language Outcomes for BMEP Students .....	10
English Language Proficiency .....	10
Spanish Language Proficiency .....	11
Native American Language Proficiency .....	12
Proficiency in Other Languages .....	13
Academic Achievement for BMEP Students .....	14
Academic Achievement Data in Reading .....	14
Academic Achievement Data in Math .....	15
Academic Achievement Data in Science .....	16
School Accountability .....	16
A or B Schools with BMEPs .....	16
BMEP Expenditures by Districts and Charter Schools .....	21
Parent Advisory Committees .....	21
Professional Development .....	22
Program-funding alignment .....	23
Program Effectiveness .....	24
Conclusion .....	24
Appendices .....	25
Appendix A—Woodcock Muñoz Spanish Language Proficiency Data .....	25
Appendix B—Language Assessment Scales (LAS) Links Spanish Language Proficiency Data .....	26
Appendix C—IPT Spanish Language Proficiency Data .....	27
Appendix D—Native Language Proficiency Data .....	28
Appendix E—BMEPs by District, School, Grade, Language and Model .....	29
Appendix F—Total Operational BME Expenditures by District and Charter School .....	40

## STATUTORY REQUIREMENTS

This report fulfills the following statutory requirements that apply to Bilingual Multicultural Education Programs (BMEPs) part:

### **22-23-4. Department; powers; duties. (2004)**

- A. The department shall issue rules for the development and implementation of bilingual multicultural education programs.
- B. The department shall administer and enforce the provisions of the Bilingual Multicultural Education Act [22-23-1 NMSA 1978].
- C. The department shall assist school boards in developing and evaluating bilingual multicultural education programs.
- D. In the development, implementation and administration of the bilingual multicultural education programs, the department shall give preference to New Mexico residents who have received specialized training in bilingual education when hiring personnel.

### **22-23-5. Bilingual multicultural education program plan; evaluation. (2004)**

- A. The school board may prepare and submit to the department a bilingual multicultural education program plan in accordance with rules issued by the department.
- B. At regular intervals, the school board and a parent advisory committee from the district shall review the goals and priorities of the plan and make appropriate recommendations to the department.
- C. Bilingual multicultural education programs shall be located in the district and delivered as part of the regular academic program. Involvement of students in a bilingual multicultural education program shall not have the effect of segregating students by ethnic group, color or national origin.
- D. Each district shall maintain academic achievement and language proficiency data and update the data annually to evaluate bilingual multicultural education program effectiveness and use of funds. The department shall annually compile and report this data to the appropriate interim legislative committee.

## INTRODUCTION

The Language and Culture Bureau (LCB) provides accountability with support to districts<sup>2</sup> that serve students participating in BMEPs so that all participating students achieve the program goals as outlined by New Mexico statute and administrative code, these are: 1) students become bilingual and biliterate in English and a second language, and 2) students meet all academic content standards and benchmarks in all subject areas. The purpose of the Bilingual Multicultural Education Annual Report is to comply with state statute and inform stakeholders regarding the state's BMEPs. The LCB actively works to streamline and provide data that can be used in meaningful and purposeful ways. To that aim, the report focuses on the four key areas listed below.

1. Reports data collected on district, school, and student participation;
2. reports data collected regarding language proficiency in order to assess progress on the first goal of BMEPs for students to become bilingual and biliterate;
3. reports achievement data based on the Istation, Partnership for Assessment of Readiness for College and Careers (PARCC) tests and on the New Mexico Standards Based Assessment (SBA) for relevant subgroups, to assess progress on the second goal of BMEPs for students to meet all academic content standards; and
4. evaluates and determines program effectiveness and use of funds for BMEPs.

The following report addresses the key areas above with data for the 2016–2017 school year (SY), providing some longitudinal data for comparison over time. Not all data is uniform, and where this may factor into the interpretation of data results, it is noted.

---

<sup>2</sup> District refers to local education agencies and state authorized charter schools. There are 89 school districts and 51 State Charters in NM.

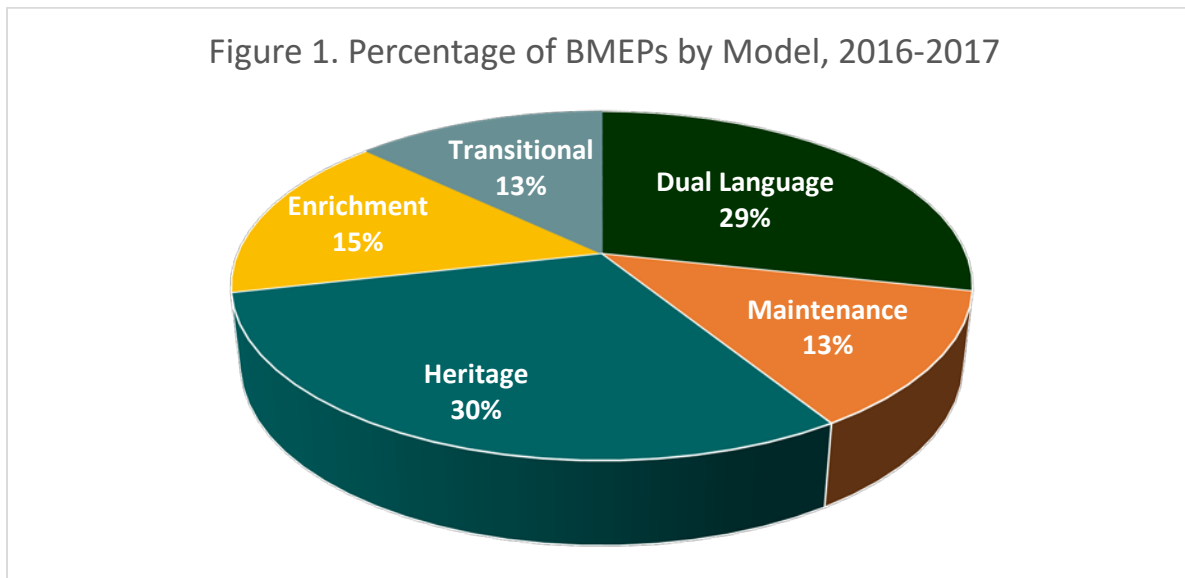
## State Map of Bilingual Multicultural Education and Title III Programs by District

- The map illustrates, by language, district participation in the state's BMEPs and districts that are recipients of the Title III Subgrant.<sup>3</sup> In the 2016-2017 SY, 58% percent of school districts and 24% of State Charters in New Mexico implemented state-funded BMEPs.

Bilingual Multicultural Education Annual Report SY 2016–2017

## District and School Participation in BMEPs

There are a total of 638 state-funded BMEPs within 461 schools across the state. Many schools offer more than one model to best meet the needs of its BMEP students. Figure 1 below illustrates the total number of BMEPs by model. For a full list of BMEPs by district, grade, language, and model, please see Appendix E.



**SOURCE:** PED's LCB

Table 1 below, illustrates that the number of districts and schools providing a BMEP remained consistent in SY 2016–2017. Increased monitoring and improved technical assistance has provided much-needed clarification regarding program eligibility requirements that must be met in order for funding to be made available. There is an eight percent decrease in districts with BMEPs and it may be due to: student demographic changes, change in parents' desires for their children to participate in BMEPs, quality of programming offered, and lack of qualified staff due to unavailability of instructors with the skillset needed to meet local needs.

Year	NM Districts		NM Schools	
	Total # of Districts	Total # of Districts with BMEPs	Total # of Schools**	Total # of Schools with BMEPs
SY 12–13	89	62 (70%)	863	496 (57%)
SY 13–14	89	60 (67%)	862	523 (61%)
SY 14–15	89	68 (76%)	864	484 (56%)
SY 15–16	89	71 (80%)	863	465 (54%)
SY 16–17	89	64* (72%)	868	461 (53%)

**SOURCE:** Student Teacher Accountability Reporting System (STARS), 80<sup>th</sup> Day, 2016-2017

\*The total number includes 52 districts and 12 state charters

\*\*Total number of schools includes all public schools, state and district authorized charter schools, and state-supported schools.



## Student Participation in BMEPs

BMEPs in New Mexico public schools are committed to serving a diverse student population from different ethnic and cultural backgrounds and well as language classifications. The total number of students participating in New Mexico BMEPs in the 2016-2017 SY is 49,847 and represents 15 percent of the student population in New Mexico's public schools.

### Student Participation in BMEPs by Ethnicity

The table below illustrates the number of students participating in BMEPs for the last five years.

Table 2. Student Participation in BMEPs by Ethnicity SY 2012–2013 to SY 2016–2017							
Year	Total # of Students	Total # of Hispanic Students		Total # of Native American Students		Other Students	
		In BMEPs	Not in BMEPs	In BMEPs	Not in BMEPs	In BMEPs	Not in BMEPs
SY 12–13	338,223	44,091	132,343	8,112	17,290	3,989	70,135
SY 13–14	338,234	45,287	158,957	8,507	26,319	4,280	92,494
SY 14–15	338,665	40,656	166,337	8,453	27,014	3,936	96,205
SY 15–16	338,608	40,033	167,419	8,302	26,394	4,030	92,430
SY 16–17	337,056	39,301	167,495	7,295	27,136	3,251	92,578

SOURCE: STARS, 80<sup>th</sup> Day, 2016-2017, BEP Query

Hispanic and/or Latino students comprise 61 percent (206,796) of the total 337,056 student population attending the New Mexico public schools. Furthermore, Hispanic students comprised the largest ethnic group participating in BMEPs—with 39,301 students, or 79 percent of all students in the program.

Native American students accounted for 10 percent (34,431) of the total population attending New Mexico's public schools. They comprised 15 percent of the students in BMEPs. In 2016–2017, the number of Other Students (including Caucasian, African American, and/or Asian students) represented six percent of students participating in BMEPs (3,251 students).

### Student Participation in BMEPs by English Language Proficiency

In the 2016–2017 SY, 44 percent of all English Learners (ELs) participated in BMEPs. In comparing 2016–2017 to the previous year, there was a decrease in the total number of ELs reported that are participating in BMEPs by 1,190 students which still represents 43% of the state's ELs.

Table 3. Student Participation in BMEPs by English Language Proficiency SY 2012–2013 to SY 2016–2017				
Year	Total # of Students In BMEPs	Total Number of ELs		
		Total ELs	ELs in BMEPs	ELs Not in BMEPs
SY 12-13	56,192	54,306	28,429	25,877
SY 13-14	58,074	52,323	28,046	24,277
SY 14-15	53,045	50,216	22,680	27,536
SY 15-16	52,365	48,238	20,811	27,427
SY 16-17	49,847	45,550	19,621	25,929

SOURCE: STARS, 80<sup>th</sup> Day, 2016–2017, BEP and ELL Query.

## Participation in Spanish Language BMEPs

BMEPs in New Mexico continue to provide instruction in English/Spanish. According to Table 4 below, while the number of schools offering a BMEP remains constant the total number of Spanish/English BMEPs reported decreased, when compared to the previous year. Increased monitoring and improved technical assistance has provided much-needed clarification regarding BMEP models that best meet the needs of students in Spanish language BMEPs.

Table 4. District/School Participation by Languages Taught SY 2012–2013 to SY 2016–2017				
Year	# and (%) of Districts w/Bilingual Education	# and (%) of Schools w/Bilingual Education	# and (%) of Spanish/English Programs	# and (%) Native American/ English Programs
SY 12–13	62 (70)	511 (60)	425 (83)	86 (16)
SY 13–14	60 (67)	523 (60)	425 (83)	86 (16)
SY 14–15	68 (76)	484 (56)	595 (80)	149 (20)
SY 15–16	71 (80)	465 (54)	552 (84)	102 (16)
SY 16–17	64 (71)	461 (53)	500 (80)	123 (20)

SOURCE: STARS, 80<sup>th</sup> Day, 2016–2017.

## Student Participation in Native American Language BMEPs

Of the eight Native American languages spoken in New Mexico, seven were taught in public schools. The only Native American language of New Mexico that was not taught in the New Mexico public schools was Mescalero Apache. The Diné language had the highest number of Native American students enrolled, and the Tiwa language enrolled the smallest number of students. The total number of students participating in Native American language programs decreased<sup>4</sup> by 625 students when compared to the previous year. Table 5 details these figures.

Table 5. Student Participation in Native American Language Programs SY 2012–2013 to SY 2016–2017								
Year	Language/Number of Students							
	Diné (Navajo)	Jicarilla (Apache)	Keres	Tewa	Tiwa	Towa	Zuni	Total
SY 12–13	4,955	45	645	195	10		796	6,646
SY 13–14	6,113	314		99	11		967	7,504
SY 14–15	6,164	411	331	266	32	88	665	7,957
SY 15–16	5,807	397	475	334	38	91	778	7,920
SY 16–17	5,366	379	444	119	32	87	868	7,295

SOURCE: STARS, 80<sup>th</sup> Day, BEP Query, 2016–2017.

<sup>4</sup> Through increased monitoring and improved technical assistance, the LCB has provided clarification regarding the required reporting of the language of a BMEP. Native American students previously reported in Native American language BMEPs may in fact have been participating in Spanish language BMEPs. Please see Table 2 and Table 5.

Per New Mexico's Bilingual Multicultural Education Act, and given the first statutory goal for BMEPs—that students become bilingual and biliterate—the PED via the LCB collates district-collected data on language proficiency for students participating in BMEPs. This data is used by the PED to evaluate BMEP effectiveness and use of funds. See Table 6 below.

Table 6. Measuring Progress of BMEP Goals	
Data Collected	Goal 1: Students become bilingual and biliterate in English and a second language
	<ul style="list-style-type: none"><li>• English language proficiency</li><li>• Language proficiency in the home or heritage language</li></ul>

To evaluate student performance in language proficiency in both English and the second language, various data are collected by school districts and reported to the LCB. The following subsections provide information regarding BMEP Goal 1. Students in BMEPs must be assessed for proficiency in the English language, which applies only to ELs, and in the home or heritage language (second language) until they reach proficiency.

The students who were assessed in the home or heritage language of the BMEP include the following groups:

- ELs
- Reclassified Fluent English Proficient (RFEP)
- Initially Fluent English Proficient (IFEP) students

To determine growth patterns within the language proficiency categories for a particular district, previous Bilingual Multicultural Education Annual Reports; they can be accessed at the LCB website found at:

<https://webnew.ped.state.nm.us/bureaus/languageandculture/bilingual-multicultural-education-programs-bmeps/resources/>.

### English Language Proficiency

New Mexico is a member of the World-Class Instructional Design and Assessment (WIDA) Consortium since 2009 and first administered the English language proficiency test ACCESS for ELLs® in 2009–2010. New Mexico administers the ACCESS for ELLs® to all identified ELs in compliance with the ESEA, as amended, which mandates that all ELs in public schools be tested annually to assess their progress in acquiring English language proficiency. The ACCESS for ELLs® measures students' English language proficiency at six different levels: Entering, Emerging, Developing, Expanding, Bridging, and Reaching.

Table 7 below, details English language proficiency performance for ELs in BMEPs for the 2016-2017, based on ACCESS for ELLs® results. The ACCESS for ELLs® data reported in Table 7 reflects results after the assessment underwent a standards setting. The results from the 2017 administration of the assessment are regarded as baseline data. The majority (65 percent) of ELs in state-funded BMEPs are scoring in the Emerging (2) and Developing (3) levels, with 16 percent scoring at the Expanding (4), Bridging (5), and Reaching (6) levels.

Table 7. Statewide Range of English Language Proficiency on WIDA ACCESS for ELLs® in BMEP Percentage of ELs Scoring at Each Level of English Language Proficiency SY 2016–2017													
Year	# of ELs Tested	Entering Level 1		Emerging Level 2		Developing Level 3		Expanding Level 4		Bridging Level 5		Reaching Level 6	
		ELs Non-BMEP	ELs in BMEP	ELs Non-BMEP	ELs in BMEP	ELs Non-BMEP	ELs in BMEP	ELs Non-BMEP	ELs in BMEP	ELs Non-BMEP	ELs in BMEP	ELs Non-BMEP	ELs in BMEP
SY 16–17	42,106	11%	19%	24%	24%	47%	41%	16%	15%	1%	1%	0%	0%

**SOURCE:** ACCESS for ELLs®, 2016–2017. Administered January–March 2017. STARS, BEP Query, 80th Day, 2016–2017.

**Note:** Alternate ACCESS for ELLs® student data is not included.

### Spanish Language Proficiency

Spanish language proficiency data was submitted by 45 districts and 11 state charter schools, implementing Spanish/English BMEPs in 2016–2017. A total of 26,923 students were assessed for Spanish language proficiency using one of the following language proficiency assessments: Woodcock-Muñoz Language Survey (Woodcock), Language Assessment Scales (LAS), or the Individualized Proficiency Test (IPT).

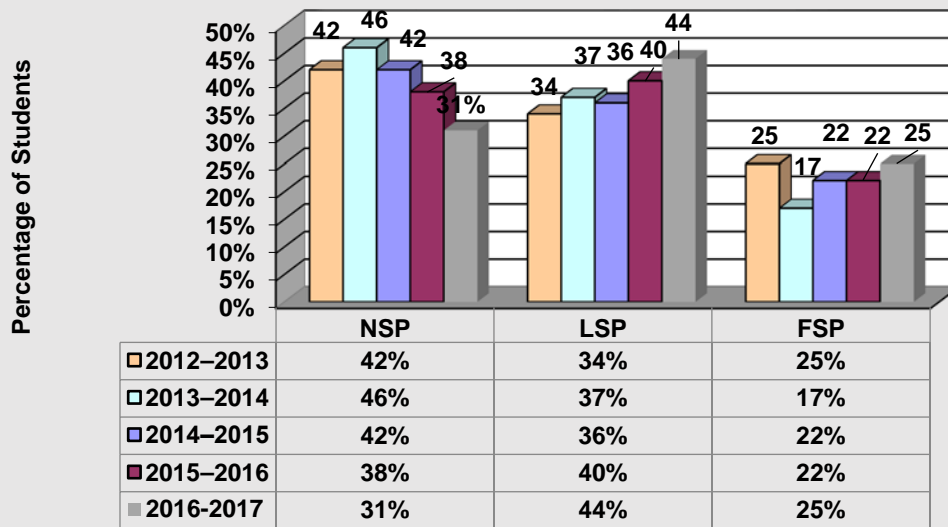
The total number of students tested and reported for Spanish language proficiency in 2016–2017 decreased by 6,395 from the previous year. According to Table 8, 31 percent of students assessed in 2016–2017 were Non-Spanish Proficient (NSP) and 44 percent were Limited-Spanish Proficient (LSP). While the percentage of students who performed at the NSP level decreased by seven percent, those assessed at the LSP level increased by four percent from the 2015–2016 school year. Those students assessed at the Fluent Spanish Proficient (FSP) level increased by three percent.

Table 8. Statewide Range of BMEP-Student Spanish Proficiency SY 2012–2013 to SY 2016–2017				
School Year	# of Assessed BMEP Students	Spanish Language Proficient Students		
		# and (%) of Non-Spanish Proficiency	# and (%) of Limited Spanish Proficiency	# and (%) of Fluent Spanish Proficiency
SY 12–13	34,366	14,275—(42)	11,513—(33)	8,578—(25)
SY 13–14	34,976	16,041—(46)	13,076—(37)	5,859—(17)
SY 14–15	31,676	13,328—(42)	11,348—(36)	7,000—(22)
SY 15–16	33,318	12,684—(38)	13,257—(40)	7,377—(22)
SY 16–17	26,923	8,421—(31)	11,839—(44)	6,663—(25)

**SOURCE:** Spanish language proficiency data reported to LCB by districts.

Chart 1, illustrates little change over the past four years in BMEP students' LSP and FSP. There has been slightly more movement in the LSP category, with that level of proficiency increasing by eight percent from 2014–2015 to 2016–2017. For Spanish language proficiency data—reported by each district in 2016–2017—refer to Appendices A–C.

**Chart 1**  
**Four-Year Comparison of Spanish Language Proficiency**



### Native American Language Proficiency

Students from Native American communities, who participate in BMEPs, are assessed for proficiency through formative assessments developed by each tribe or Native American community leaders and educators. The languages, for which data was submitted are Jicarilla Apache, Keres, Navajo (Diné), Tiwa, Tewa, Towa, and Zuni. Table 9 below, lists the range of Native language proficiency for students across the state for the past five years.

**Table 9.**  
**Statewide Range of Native American Students' Language Proficiency**  
**SY 2012-2013 to SY 2016-2017**

School Year	# of Native American Students Reported	Native American Language Proficiency					
		# of Non Proficient	%	# of Limited Proficient	%	# of Fluent Proficient	%
SY 2012–2013	6,143	4,111	67	1,857	30	175	3
SY 2013–2014	7,504	4,722	63	2,271	30	511	7
SY 2014–2015	7,923	5,538	70	1,606	20	779	10
SY 2015–2016	6,292	3,991	63	1,577	25	724	12
SY 2016–2017	7,446	4,948	66	2,058	28	440	6


**SOURCE:** Native language proficiency data reported to LCB by districts.

**Note:** For SYs 2012–13, 2013–14, and 2015-16, one district did not submit data.

The number of students tested and reported for Native American language proficiency in 2016–2017 increased by 24 percent (or 1,154 students) when compared to the previous year. Additionally, there was some variance in test results from 2014–2015 to 2016–2017. The number of students who performed at the Non-Proficient (NP) level and the Limited-Proficient (LP) level increased by three percent. Student performance at the Fluent-Proficient (FP) level decreased by six percent. The data demonstrates progress in increasing Native American language proficiency. However, since data was not submitted by all districts and the number of students fluctuates, direct comparisons may not be appropriate and must be interpreted with care.



Chart 2 visually depicts the percentage of students scoring at each level of proficiency for the last five years for which data was submitted by districts. For Native language proficiency data reported by each district, charter schools, and state-chartered schools in 2016–2017, refer to Appendix D.



### Proficiency in Other Languages

In addition to Spanish and Native American Languages, there is an American Sign Language (ASL) and English BMEP in which students from the deaf community may participate. The Albuquerque Sign Language Academy in Albuquerque is a Charter authorized by the state and employs a dual language model. The data reported to the LCB for the ASL Receptive test is below in Table 10.

Table 10. Statewide Range of American Sign Language Proficiency SY 2016-2017				
School Year	# of ASL Students Reported	American Sign Language Proficiency		
		% of Non Proficient	% of Limited Proficient	% of Fluent Proficient
SY 2016–2017	<2 and >98	45	23	32

**SOURCE:** ASL language proficiency data reported to LCB by districts.

**NOTE:** Where the number of students in individual cells was too small to report, cells were merged to further comply with FERPA.

## Academic Achievement for BMEP Students

Per New Mexico's Bilingual Multicultural Education Act, and given the second statutory goal for BMEPs—that students meet all content standards in all areas— the PED via the LCB and Accountability Bureau analyses district-collected data regarding the academic achievement data of students participating in BMEPs. This data is used by the PED to evaluate BMEP effectiveness and use of funds and to inform how to best provide relevant and timely technical assistance and support across the state. See Table 11 below.

Table 11. Measuring Progress of BMEP Goals	
Data Collected	Goal 2: Students meet all academic content standards and benchmarks in all subject areas
	<ul style="list-style-type: none"><li>• Istation Indicator of Progress (ISIP) early reading and ISIP lectura temprana</li><li>• Partnership for Assessment of Readiness for College and Careers (PARCC)</li><li>• New Mexico Alternate Performance Assessment (NMAPA)</li><li>• NM Standards Based Assessment (SBA) Reading</li><li>• NM SBA Science</li></ul>

The following subsections detail the main components used to evaluate the effectiveness of BMEPs' academic outcomes and effective use of funds generated by BMEPs.

### Academic Achievement Data in Reading

Table 12, presents reading achievement for grades K to 2 for BMEP and non-BMEP students. The results are interpretations of Istation's sophisticated, web-delivered computer-adaptive testing systems that are continuously monitored by frequent assessment and reporting of students' abilities in reading throughout the year. ISIP assessment system functions as both a universal screener and progress monitor tool for literacy. It serves by evaluating student progress, assisting teachers and staff with immediate feedback and analysis, providing teacher-directed reinforcing and lessons for students. The 2016-2017 school year was the first year the Istation assessment was administered to students.

Table 12. Average Statewide Proficiency of BMEP and non-BMEP on Reading Percentage of BMEP Students Scores in Grades K-2 SY 2016–2017							
Year	# of Students Tested	Kinder		Grade 1		Grade 2	
		Non- BMEP	BMEP	Non- BMEP	BMEP	Non- BMEP	BMEP
SY 16–17	74,312	61.2	56.3	58	54.4	67.1	60.3

Students in grades 3 to 11 take PARCC assessments, SBA or NMAPA in reading, and they are used as an accountability measures for districts and charter schools. The PARCC assessment is aligned to the NM Common Core State Standards, and NM educators are engaged in the design and development of the test. Table 13, provides the results for the Reading assessments of students in grades 3 to 8 from the 2016-2017 SY.

Table 13. Average Statewide Proficiency of BMEP and non-BMEP on Reading Percentage of BMEP Students Scores in Grades 3-8 SY 2016–2017													
Year	# of Students Tested	Grade 3		Grade 4		Grade 5		Grade 6		Grade 7		Grade 8	
		Non-BMEP	BMEP	Non-BMEP	BMEP	Non-BMEP	BMEP	Non-BMEP	BMEP	Non-BMEP	BMEP	Non-BMEP	BMEP
SY 16–17	150,499	27.6	26.6	26.8	20.3	31	23.2	26.6	18.1	27.7	17.2	29.6	18

Table 14 below, provides the results for the Reading assessments of students in grades 9 to 11 from the 2016-2017 SY.

Table 14. Average Statewide Proficiency of BMEP and non-BMEP on Reading Percentage of BMEP Students Scores in Grades 9-11 SY 2016–2017							
Year	# of Students Tested	Grade 9		Grade 10		Grade 11	
		Non-BMEP	BMEP	Non-BMEP	BMEP	Non-BMEP	BMEP
SY 16–17	71,706	26.6	18.9	32.4	27.7	43.5	35.1

### Academic Achievement Data in Math

Students in grades 3 to 11 take PARCC assessments for math and are evaluated with the NM Common Core State Standards. Table 15 and 16 below, provide results for grades 3 -11 from the 2016-2017 SY in math proficiency for both BMEP and non-BMEP students.

Table 15. Average Statewide Proficiency of BMEP and non-BMEP on Math Percentage of BMEP Students Scores in Grades 3-8 SY 2016–2017													
Year	# of Students Tested	Grade 3		Grade 4		Grade 5		Grade 6		Grade 7		Grade 8	
		Non-BMEP	BMEP	Non-BMEP	BMEP	Non-BMEP	BMEP	Non-BMEP	BMEP	Non-BMEP	BMEP	Non-BMEP	BMEP
SY 16–17	150,894	31.5	24.7	24.4	18.5	24.9	17.5	21.1	13.6	18.2	8.2	21.9	9.3

Table 16. Average Statewide Proficiency of BMEP and non-BMEP on Math Percentage of BMEP Students Scores in Grades 9-11 SY 2016–2017							
Year	# of Students Tested	Grade 9		Grade 10		Grade 11	
		Non-BMEP	BMEP	Non-BMEP	BMEP	Non-BMEP	BMEP
SY 16–17	65,672	18.3	10.3	15.5	10	9.8	4.3

## Academic Achievement Data in Science

NM determines student proficiency in science through the SBA. The SBA has been in place since 2005 and is currently used to assess students in grades 4, 7, and 11. This test measures how well students are learning the NM Science Content Standards, Benchmarks, and Performance Standards. The data illustrated in Table 17 represents the 2016-2017 SY results on the SBA assessment for both BMEP and non-BMEP students.

Table 17. Average Statewide Proficiency of BMEP and non-BMEP on Science Percentage of BMEP Students Scores in Grades 4, 7 & 11 SY 2016–2017							
Year	# of Students Tested	Grade 4		Grade 7		Grade 11	
		Non-BMEP	BMEP	Non-BMEP	BMEP	Non-BMEP	BMEP
SY 16–17	72,894	42.4	30.2	46.2	29.1	36.7	22.2

## School Accountability

Since 2011–2012, New Mexico's implemented its statewide accountability system, School Grading. The data reported and information provided assists stakeholders, including parents and families, understand how effective their schools are in educating their children and helps district and schools understand their strengths and areas in need of improvement. School grades provide districts and schools with information beyond whether or not students met reading and math proficiency goals. While the school grading system reflects the performance of schools, subgroups of students, and individual students on the academic performance as measured by PARCC and SBA assessments, the key strength is that it emphasizes school and student growth. The comprehensive reporting provides relevant and useful information that can be analyzed, interpreted, and used to create programmatic changes to strengthen core instruction, as well as to develop targeted intervention efforts that ensure all students experience increased academic achievement and school success, including students participating in state-funded BMEPs.

### A or B Schools with BMEPs

In 2016–2017, of the 461 New Mexico schools (including state charter schools) implementing BMEPs, 134 earned a grade of A (40 schools) or B (94 schools) on their report cards. That is, 29 percent of schools with BMEPs are A or B schools. Table 18 provides a list of all A and B schools with BMEP by district. The school, grades, BMEP model(s) implemented, and the language are provided for each. For a complete list of all state-funded BMEPs by district, school, grade, model, and language, see Appendix E.

TABLE 18. A AND B SCHOOLS BY DISTRICT, BMEP MODEL, AND LANGUAGE				
School		Grade	BMEP Models	Languages
<b>Albuquerque Public Schools</b>				
1.	Cien Aguas International	B	Dual Language	Spanish
2.	Coronado Elementary	B	Dual Language	Spanish
3.	Corrales International School	B	Dual Language, Heritage, Transitional	Spanish
4.	Edward Gonzales Elementary	B	Dual Language, Enrichment	Spanish
5.	Helen Cordero Primary	A	Dual Language, Maintenance, Heritage	Spanish
<b>Artesia Public Schools</b>				

**TABLE 18. A AND B SCHOOLS BY DISTRICT, BMEP MODEL, AND LANGUAGE**

	School	Grade	BMEP Models	Languages
6.	Central Elementary	A	Enrichment, Transitional	Spanish
7.	Grand Heights Early Childhood	A	Transitional	Spanish
8.	Hermosa Elementary	B	Enrichment, Transitional	Spanish
9.	Yeso Elementary	A	Enrichment, Transitional	Spanish
10.	Yucca Elementary	B	Enrichment, Transitional	Spanish
<b>Belen Consolidated Schools</b>				
11.	Gil Sanchez Elementary	A	Transitional	Spanish
<b>Bernalillo Public Schools</b>				
12.	Cochiti Elementary	B	Heritage, Enrichment	Spanish, Keres
13.	Cochiti Middle	B	Heritage, Enrichment	Spanish, Keres
14.	Placitas Elementary	A	Heritage	Spanish
15.	W. D. Carroll Elementary	B	Dual Language, Maintenance	Spanish, Keres
<b>Bloomfield Schools</b>				
16.	Bloomfield Early Childhood Center	B	Heritage, Enrichment	Spanish
<b>Carlsbad Municipal Schools</b>				
17.	Craft Middle	B	Transitional	Spanish
18.	Early Childhood Education	A	Dual Language	Spanish
19.	Joe Stanley Smith Elementary	B	Transitional	Spanish
<b>Central Consolidated Schools</b>				
20.	Eva B. Stokely Elementary	B	Heritage	Navajo
21.	Judy Nelson Elementary	A	Heritage	Spanish, Navajo
22.	Kirtland Elementary	B	Heritage, Enrichment	Spanish, Navajo
<b>Clovis Municipal Schools</b>				
23.	Clovis High	B	Heritage	Spanish
24.	Clovis High School Freshman Academy	B	Heritage	Spanish
<b>Cobre Consolidated Schools</b>				
25.	Central Elementary	B	Heritage, Enrichment	Spanish
26.	San Lorenzo Elementary	A	Heritage, Enrichment	Spanish
<b>Deming Public Schools</b>				
27.	Columbus Elementary	B	Dual Language	Spanish
<b>Dexter Public Schools</b>				
28.	Dexter Elementary	B	Dual Language	Spanish
<b>Española Public Schools</b>				
29.	Chimayo Elementary	B	Heritage	Spanish
30.	Los Niños Elementary	A	Heritage	Spanish
31.	San Juan Elementary	B	Heritage, Enrichment	Spanish, Tewa
<b>Farmington Municipal Schools</b>				
32.	Animas Elementary	A	Heritage	Spanish, Navajo
33.	Bluffview Elementary	B	Heritage	Spanish, Navajo
34.	Country Club Elementary	A	Heritage	Spanish, Navajo
35.	Esperanza Elementary	B	Heritage	Spanish, Navajo
36.	Farmington High	B	Heritage	Spanish, Navajo
37.	Heights Middle	B	Heritage	Spanish, Navajo



**TABLE 18. A AND B SCHOOLS BY DISTRICT, BMEP MODEL, AND LANGUAGE**

	School	Grade	BMEP Models	Languages
38.	Ladera del Norte Elementary	A	Heritage	Spanish, Navajo
39.	McCormick Elementary	B	Heritage	Spanish, Navajo
40.	McKinley Elementary	B	Heritage	Spanish, Navajo
41.	Mesa Verde Elementary	A	Heritage	Spanish, Navajo
42.	Mesa View Middle	B	Heritage	Spanish, Navajo
43.	Northeast Elementary	A	Heritage	Spanish, Navajo
44.	Piedra Vista High	A	Heritage	Spanish, Navajo
45.	Tibbetts Middle	B	Heritage	Spanish, Navajo
<b>Floyd Municipal Schools</b>				
46.	Floyd High	B	Maintenance	Spanish
<b>Gadsden Independent Schools</b>				
47.	Anthony Elementary	B	Transitional	Spanish
48.	Berino Elementary	B	Dual Language	Spanish
49.	Desert Trail Elementary	B	Dual Language	Spanish
50.	Desert View Elementary	A	Transitional	Spanish
51.	Gadsden Elementary	B	Transitional	Spanish
52.	Gadsden Middle	B	Transitional	Spanish
53.	Mesquite Elementary	A	Dual Language	Spanish
54.	North Valley Elementary	B	Dual Language	Spanish
55.	Riverside Elementary	B	Dual Language	Spanish
56.	Santa Teresa Elementary	B	Transitional	Spanish
57.	Santa Teresa Middle	B	Transitional	Spanish
<b>Gallup-McKinley County Schools</b>				
58.	Crownpoint Middle	B	Heritage	Navajo
59.	Gallup Middle	B	Heritage	Navajo
60.	Jefferson Elementary	B	Heritage	Navajo
61.	Juan De Onate Elementary	A	Heritage	Navajo
62.	Lincoln Elementary	A	Heritage	Navajo
63.	Ramah Elementary	B	Heritage	Navajo
64.	Ramah High	B	Heritage	Navajo
65.	Red Rock Elementary	B	Heritage	Navajo
66.	Tse Gai High	A	Heritage	Navajo
67.	Washington Elementary	B	Heritage	Navajo
<b>Hagerman Municipal Schools</b>				
68.	Hagerman Elementary	B	Transitional	Spanish
<b>Hatch Valley Public Schools</b>				
69.	Hatch Valley Elementary	A	Transitional	Spanish
70.	Hatch Valley Middle	B	Transitional	Spanish
<b>Hobbs Municipal Schools</b>				
71.	Booker T Washington Elementary	B	Transitional	Spanish
72.	Broadmoor Elementary	A	Transitional	Spanish
73.	College Lane Elementary	B	Transitional	Spanish
74.	Coronado Elementary	B	Transitional	Spanish
75.	Edison Elementary	B	Transitional	Spanish
76.	Highland Middle	B	Transitional	Spanish

**TABLE 18. A AND B SCHOOLS BY DISTRICT, BMEP MODEL, AND LANGUAGE**

	School	Grade	BMEP Models	Languages
77.	Hobbs High	B	Transitional	Spanish
78.	Houston Middle	B	Transitional	Spanish
79.	Mills Elementary	B	Transitional	Spanish
80.	Sanger Elementary	B	Transitional	Spanish
<b>Las Cruces Public Schools</b>				
81.	Alameda	B	Dual Language	Spanish
82.	Camino Real Middle	B	Maintenance	Spanish
83.	Centennial High	A	Dual Language	Spanish
84.	Columbia Elementary	B	Dual Language, Maintenance	Spanish
85.	Desert Hills Elementary	A	Dual Language	Spanish
86.	Fairacres Elementary	B	Dual Language	Spanish
87.	Highland Elementary	B	Dual Language, Maintenance	Spanish
88.	Jornada Elementary	B	Dual Language	Spanish
89.	Mesilla Park Elementary	B	Dual Language	Spanish
90.	Monte Vista Elementary	B	Maintenance	Spanish
91.	Ocate High	B	Maintenance	Spanish
92.	University Hills Elementary	B	Dual Language	Spanish
<b>Las Vegas City Public Schools</b>				
93.	Las Vegas City Early Childhood	A	Heritage	Spanish
94.	Legion Park Elementary	B	Heritage	Spanish
95.	Mike Mateo Sena Elementary	A	Heritage	Spanish
96.	Paul Henry	B	Heritage	Spanish
<b>Los Lunas Public Schools</b>				
97.	Tomé Elementary	B	Dual Language	Spanish
<b>Loving Municipal Schools</b>				
98.	Loving Elementary	B	Maintenance	Spanish
99.	Loving High	B	Maintenance, Enrichment	Spanish
100.	Loving Middle	B	Maintenance, Enrichment	Spanish
<b>Lovington Municipal Schools</b>				
101.	Ben Alexander Elementary	B	Dual Language	Spanish
102.	Lea Elementary	A	Dual Language	Spanish
103.	Llano Elementary	A	Dual Language	Spanish
104.	Sixth Grade Academy	B	Transitional	Spanish
105.	Yarbro	B	Dual Language	Spanish
<b>Mesa Vista Consolidated Schools</b>				
106.	Mesa Vista High	B	Heritage	Spanish
<b>Mora Independent Schools</b>				
107.	Holman Elementary	B	Heritage	Spanish
108.	Mora Elementary	B	Heritage	Spanish
<b>Penasco Independent Schools</b>				
109.	Peñasco Middle	B	Heritage	Spanish, Tewa
<b>Portales Municipal Schools</b>				
110.	Brown Early Childhood Center	B	Dual Language	Spanish
111.	James Elementary	A	Dual Language	Spanish

**TABLE 18. A AND B SCHOOLS BY DISTRICT, BMEP MODEL, AND LANGUAGE**

	School	Grade	BMEP Models	Languages
112.	Portales Junior High	B	Transitional	Spanish
113.	Valencia Elementary	B	Dual Language	Spanish
<b>Questa Independent Schools</b>				
114.	Questa High	B	Heritage	Spanish
115.	Rio Costilla Southwest Learning Academy	B	Heritage	Spanish
<b>Raton Public Schools</b>				
116.	Longfellow	A	Maintenance	Spanish
<b>Rio Rancho Public Schools</b>				
117.	Eagle Ridge Middle	B	Heritage, Enrichment	Spanish
118.	Rio Rancho High	B	Heritage, Enrichment	Spanish
119.	V. Sue Cleveland High	A	Heritage, Enrichment	Spanish
<b>Roswell Independent Schools</b>				
120.	Berrendo Middle	B	Heritage	Spanish
121.	Sunset Elementary	B	Heritage	Spanish
<b>Ruidoso Municipal Schools</b>				
122.	Nob Hill Early Childhood Center	A	Dual Language	Spanish
<b>Santa Fe Public Schools</b>				
123.	Amy Biehl Community School at Rancho Viejo	B	Maintenance	Spanish
124.	Pinon Elementary	A	Transitional	Spanish
125.	R.M. Sweeney Elementary	B	Dual Language	Spanish
<b>Santa Rosa Consolidated Schools</b>				
126.	Anton Chico Middle	B	Heritage	Spanish
<b>Socorro Consolidated Schools</b>				
127.	Cottonwood Valley Charter	B	Heritage	Spanish
<b>T or C Municipal Schools</b>				
128.	T or C Middle School	A	Transitional	Spanish
<b>Taos Municipal Schools</b>				
129.	Anansi Charter	A	Enrichment	Spanish
130.	Taos Municipal Charter	A	Enrichment	Spanish
<b>Tucumcari Public Schools</b>				
131.	Tucumcari Elementary	A	Maintenance	Spanish
<b>West Las Vegas Public Schools</b>				
132.	Union Elementary	A	Heritage	Spanish
<b>State Charters</b>				
133.	Roots and Wings	A	Heritage	Spanish
134.	Turquoise Trail	B	Heritage	Spanish

**SOURCE:** PED's Accountability Bureau and LCB.

The diversity in the group of schools listed above is very encouraging; a range of elementary, middle, and high schools represent successful schools in all age ranges, including charter schools. The list of schools also represents some geographic diversity across the state's regions—with some regions not represented at all. Additionally, schools implementing effective BMEPs in 2016–2017 were recognized at the annual event, Bilingual Education Day at the State Capitol during the legislative session. A copy of the program schedule, listing schools that were recognized on January 26, 2018, can be accessed on the LCB website under Reports and Resources.

## BMEP Expenditures by Districts and Charter Schools

The Bilingual Multicultural Education regulation, 6.32.2 NMAC (based on the Bilingual Multicultural Education Act, 22-23-1 NMSA 1978, as amended) requires districts to report the use of BMEP funds by September 30<sup>th</sup> of each year. Two aspects of program expenditures are reviewed: total operational and BMEP expenditures by district and total BMEP expenditures by function.

In addition to submitting expenditures from its general ledger, the LCB also requires districts to provide narrative responses to a set of budget-focused questions. The questions are asked with the purpose of better understanding how districts expend funding generated by their BMEPs. The responses are illustrated in Figures 2-5.

Table 19. Total Bilingual Multicultural Education Program Funds Allocated to Districts			
SCHOOL YEAR	DISTRICTS RECEIVING BMEP FUNDING	CHARTER SCHOOLS RECEIVING BMEP FUNDING	TOTAL BMEP FUNDS ALLOCATED TO DISTRICTS AND CHARTERS
SY 12–13	57	27	\$35.2 million
SY 13–14	53	17	\$36.5 million
SY 14–15	54	31	\$37.8 million
SY 15-16	55	29	\$36.9 million
SY 16-17	52	27*	\$35.1 million

SOURCE: PED School Budget and Finance Analysis Bureau

Note: \*Includes state and district authorized charter schools

Based on the final funded amount generated by the bilingual cost differential in the funding formula for 2016-2017, districts and charter schools were allocated \$35,100,774.36 million through the state equalization guarantee (SEG) for their BMEPs. The allocated amount is based on student membership and is calculated based on New Mexico's public school funding formula. Above, Table 19 shows the total amount allocated to districts during the last five academic school years. There was a slight decrease in funds allocated to districts and charter schools in 2016-2017. This decrease may be due to an overhaul in BMEP reporting during the 40, 80 and 120-day data validation periods that is conducted in STARS and is no longer manually self-reported by districts. For the district-level list, see Appendix F, Total Operational BMEP Allocations by Districts and Charter Schools.

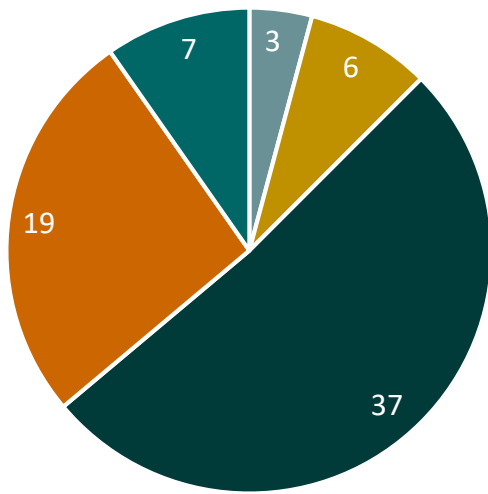
### Parent advisory committees

An important question relates to supporting the parent advisory committees (PACs) required by statute (22-23-6 NMSA) and regulation (6.32.2.10 NMAC). BMEPs are required to establish PACs that are representative of the language and culture of the students to assist and advise in the development, implementation, and evaluation of the program. To better understand how districts expended BMEP funding to support their PACs, the question below was posed and the responses are illustrated in Figure 2.

- What amount of your State Equalization Guarantee funds generated from your BMEP is expended to develop and support Parent Advisory Committee establishment and activities?

Figure 2. BMEP Funding for Parent Advisory Committees (PACs)

Total Responses: 72



3 - No response  
 6 - No PAC/No funds for PAC  
 37 - Yes to PAC/Supported by Bilingual/No Cost  
 19 - Other funds used for PAC  
 7 - Reference salaries/Paid for PAC responsibilities

SOURCE: District annual progress reports submitted to the LCB

In order for parents to be treated as equal partners and participate actively in accordance with statute and regulation, districts must invest in supporting PACs to ensure meaningful collaboration. District self-reporting indicates that minimal BMEP funding is expended on PACs. It is not clear that parents can meaningfully advise or assist with the evaluation of the BMEPs in which their children are served without robust support of PACs. The LCB continues to work with districts, providing them guidance in establishing effective PACs that will increase family engagement in BMEPs and in their children's education opportunities.

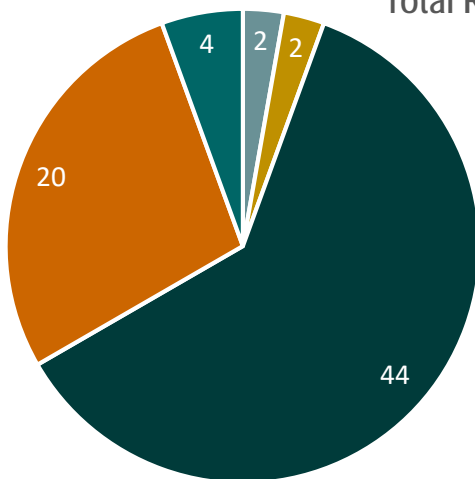
### Professional Development

Another important question relates to professional development (PD), as required in 22-23-5 NMSA and 6.32.2.13 NMAC. To better understand expenditures, the question below was asked and the responses are illustrated in Figure 3.

- What amount of your State Equalization Guarantee funds generated from your BMEP is expended to develop and support professional development for teaching in English and the home or heritage (target) language?

Figure 3. Use of BMEP Funding for PD

Total Responses: 72



2 - No Response  
 2 - No Funds for PD  
 44 - Yes to PD/Supported by Bilingual  
 20 - Other funds for PD  
 4 - Reference salaries/Paid position to provide PD

SOURCE: District annual progress reports submitted to the LCB

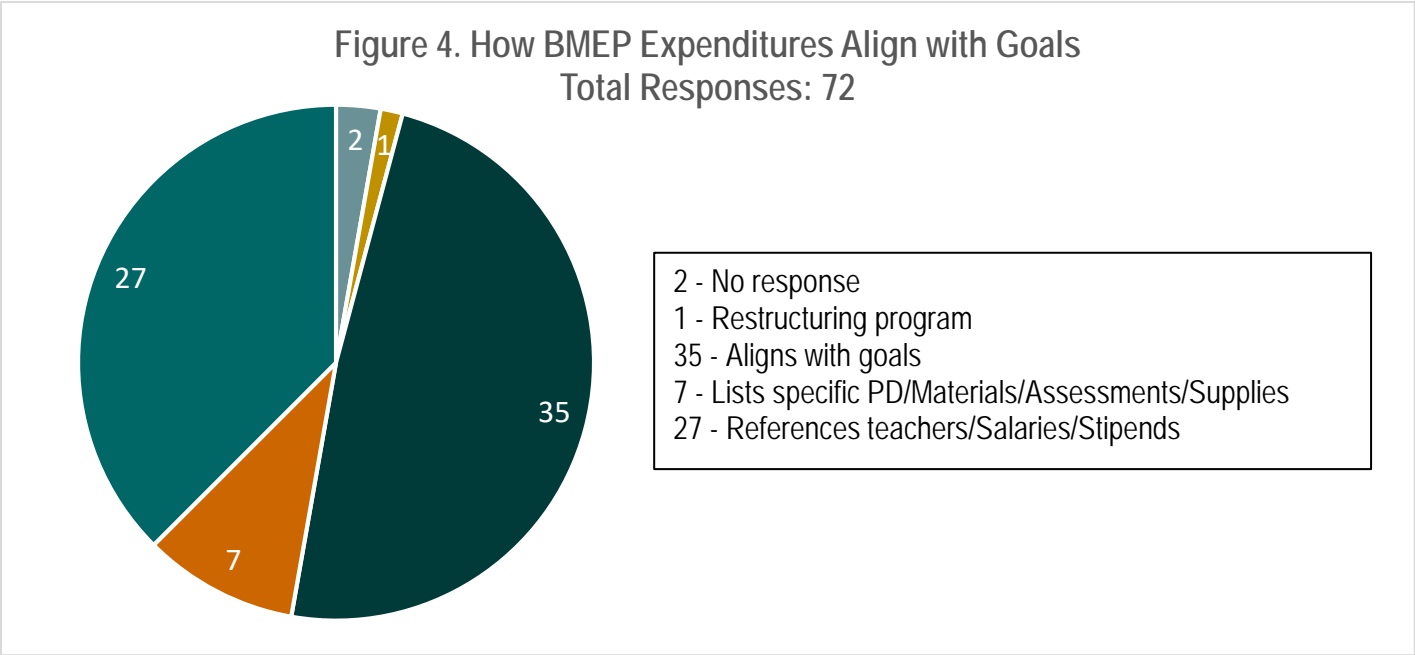


State statute and regulation clearly state that districts are required to provide PD for its BMEP staff, given the importance of PD in supporting teacher capacity building and growth. Thus, the LCB has been providing increased technical assistance and guidance to assist districts and schools implementing BMEPs to better understand their obligations under state law. In addition, the BMEB will increase its collaboration with a wide range of partners to support PD through various channels across the state.

**Program-funding alignment**

A critical priority for districts implementing BMEPs is to ensure that there is close alignment between the program and the funding. That is, decisions about spending must be informed by program goals. State statute (22-23-1.1 NMSA) and regulation (6.32.2.9 NMAC) are clear about the purposes and goals of BMEPs—students participating in BMEPs must become both bilingual/biliterate and meet all academic content standards and benchmarks. To better understand how districts plan to create better alignment of resources to achieve desired outcomes, the question below was asked and the responses are illustrated in Figure 4.

- How do the expenditures proposed on the 2017-2018 submitted BMEP application align to the BME statutory and regulatory goals of BMEPs?



**SOURCE:** District annual progress reports submitted to the LCB

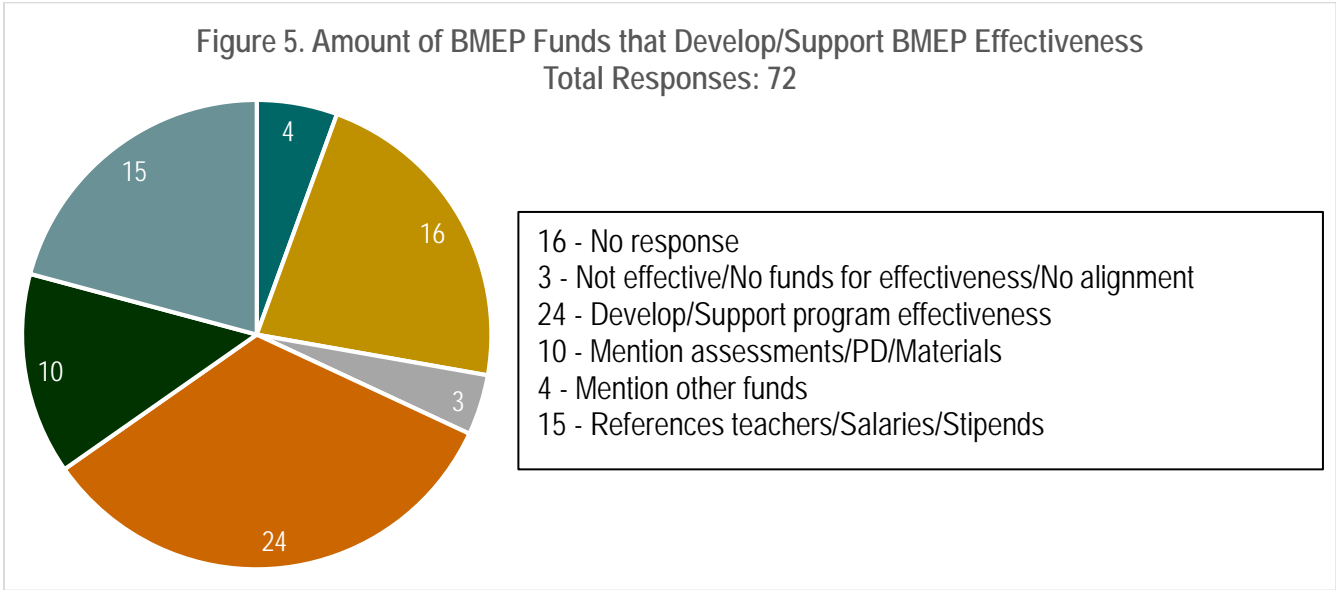
Over the years, districts have self-reported that BMEP funding is primarily used to pay for teacher base salaries and, in some cases, additional compensation. It is reasonable to use funds generated by the bilingual education cost differential to cover the unique costs incurred by implementing a BMEP—such as stipend (bilingual and TESOL endorsements and NALC certification), instructional materials, and professional development in the home or heritage language of the BMEP. However, in the absence of BMEPs, districts would not receive the corresponding bilingual education cost differential and would still be required to provide students with teachers, and thus be required to cover those base salaries. Given the responses, the LCB will continue to work with districts implementing BMEPs by providing increased guidance and technical assistance that supports achieving statutory and regulatory goals.

**Program effectiveness**

Whether or not a district continues to receive funding, BMEP funding is contingent upon BMEP effectiveness and complying with all BMEP statutory and regulatory requirements. The State of New Mexico has long prioritized bilingual multicultural education. By choosing to fund BMEPs, the state demonstrates that linguistic diversity is highly valued as both a public

resource and personal asset. The state benefits from an educated workforce that is prepared to meet local community needs, such as bilingualism and cultural competency. Parents and families expect that BMEPs will deliver on their promise that students participating in BMEPs will become bilingual/biliterate while meeting all academic content area standards and benchmarks. To better understand how districts leverage their BMEP funding to ensure program effectiveness, the question below was posed and the responses are illustrated in Figure 5.

- What amount of your State Equalization Guarantee funds generated from your BMEP is expended to develop and support program effectiveness, on which program renewal depends?



**SOURCE:** District annual progress reports submitted to the LCB

While BMEP funding is non-categorical and considered discretionary operational monies, it is important to note that such funding is only provided on the basis of providing effective programs that comply with all applicable state statutes and regulations. Figure 5 provides the responses from districts. Given that BMEP funding is generated by the students participating in (and eligible teachers supporting) BMEPs, it is imperative that such funding be used to ensure program effectiveness—that is, students participating in BMEPs become bilingual/biliterate and meet state academic content standards and benchmarks. BMEPs that do not meet program goals and/or are not compliant with all applicable state statutes and regulations may not be renewed or approved for future state funding sources and all relevant and applicable governing regulations in order to maximize the support available for effective programming options for students.

**CONCLUSION**

During the 2016-2017 SY the LCB conducted 12 Technical Assistance and Focused Monitoring Visits (TAFMs) to districts with state-funded BMEPs. The LCB further partnered with the Charter School Division to complete TAFMs to State authorized Charter Schools with BMEPs. The districts and charters selected for the TAFMs were chosen based on desktop monitoring, specifically due to continued discrepancies in data reporting during the 40, 80, and 120 day data STARS<sup>5</sup> validation periods conducted by the LCB. The TAFMs informed the work conducted to further automate data reporting in STARS as well as the targeted support required to clarify BMEP implementation that meets statutory and regulatory goals and requirements. The TAFMs also informed the considerations for amending the regulatory requirements for BMEPs that were initiated in the spring of 2017. The administrative code (6.32.2 NMAC) for BMEPs was amended to remove No Child Left Behind language that had been included in the evaluation and program renewal sections given the passage of the Every Student Succeeds Act.

<sup>5</sup> STARS refers to the PED’s Student Teacher Accountability Reporting System used to collect district data.

## APPENDICES

### Appendix A—Woodcock Muñoz Spanish Language Proficiency Data by District, 2016–2017

NEW MEXICO PUBLIC EDUCATION DEPARTMENT						
Language and Culture Bureau						
Spanish Language Proficiency Data 2016–2017						
DISTRICTS	WOODCOCK-MUÑOZ PROFICIENCIES—IN PERCENTAGES					NUMBER
	% Negligible	% Very Limited	% Limited	% Fluent	% Advanced	Total Students Tested
Artesia	186	60	54	64	32	396
Bloomfield	45	65	64	33	0	207
Cuba	108	39	9	1	2	159
Deming	182	115	379	227	13	916
Dexter	52	45	93	89	26	305
Eunice	0	11	29	33	0	73
Farmington (Animas)	125	108	248	273	95	849
Floyd	0	1	11	19	5	36
Gadsden	11	30	140	146	89	416
Hagerman	38	13	17	17	93	178
Hatch	3	4	145	185	19	356
Loving	62	7	12	20	5	106
Mesa Vista	129	24	11	4	0	168
Pecos	319	111	30	33	12	505
Penasco	6	33	93	83	27	242
Questa	43	4	1	0	0	48
Socorro (Cottonwood)	26	19	26	8	40	119
Taos	237	165	168	129	44	743
Truth or Consequences	33	46	43	4	0	126
Subtotal	1,605	900	1,573	1,368	502	5,948
CHARTER SCHOOLS						
Taos International	14	27	58	37	7	143
Tierra Adentro	100	24	31	21	5	181
Subtotal	114	51	89	58	12	324
Total	1,719	951	1,662	1,426	514	6,272

**SOURCE:** 2016-2017 Spanish language proficiency data as reported by districts

**NOTE:** Where the number of students in individual cells was too small to report, cells were merged to further comply with FERPA.

## Appendix B—LAS Links Spanish Language Proficiency Data by Proficiency Level by District, 2016-2017

NEW MEXICO PUBLIC EDUCATION DEPARTMENT						
Language and Culture Bureau						
Spanish Language Proficiency Data 2016–2017						
DISTRICTS	LAS LINKS ESPAÑOL PROFICIENCIES—IN PERCENTAGES					NUMBER
	% Beginning	% Early Intermediate	% Intermediate	% Proficient	% Above Proficient	Total Students Tested
Albuquerque	2,450	636	1,029	1,052	87	5,254
Belen	34	32	40	36	18	160
Carlsbad	47	41	28	127	74	317
Chama	233	21	5	4	0	263
Clovis	52	76	87	128	36	379
Hobbs	24	38	78	170	115	425
Los Lunas	65	71	69	82	25	312
Portales	41	44	28	34	7	154
Ruidoso	42	48	49	109	30	278
Wagon Mound	37	1	1	0	0	39
West Las Vegas	1,074	16	21	14	7	1,132
Subtotal	4,099	1,024	1,435	1,756	399	8,713
CHARTER SCHOOLS						
Christine Duncan	92	49	110	0	0	251
La Academia Dolores Huerta	134	37	44	88	55	358
Tierra Encantada	155	29	30	39	9	262
Subtotal	381	115	184	127	64	620
Total	4,480	1,139	1,619	1,883	463	9,584

**SOURCE:** 2016-2017 Spanish language proficiency data as reported by districts

**NOTE:** Where the number of students in individual cells was too small to report, cells were merged to further comply with FERPA.

## Appendix C—IPT Spanish Language Proficiency Data by Proficiency Level District, 2016-2017

NEW MEXICO PUBLIC EDUCATION DEPARTMENT						
Language and Culture Bureau						
Spanish Language Proficiency Data 2016–2017						
DISTRICTS	INDIVIDUALIZED PROFICIENCY TESTS—IN PERCENTAGES					NUMBER
	% Beginning	% Early Intermediate	% Intermediate	% Early Advanced	% Advanced	Total Students Tested
Central	65	55	8	3	8	139
Espanola	1,517	0	3,112	0	159	4,788
Las Cruces	256	0	1,591	0	223	2,070
Rio Rancho	216	0	836	0	98	1,150
Santa Fe	43	142	591	1,019	708	2,503
Subtotal	2,097	197	6,138	1,022	1,196	10,650
CHARTER SCHOOLS						
La Academia Dolores Huerta	18	20	44	70	13	165
Monte del Sol	65	17	25	29	11	147
Turquoise Trail	42	19	8	9	27	105
Subtotal	125	56	77	108	51	417
Total	2,222	253	6,215	1,130	1,247	11,067

**SOURCE:** 2016–2017 Spanish language proficiency data as reported by districts

**NOTE:** Where the number of students in individual cells was too small to report, cells were merged to further comply with FERPA.



## Appendix D—Native Language Proficiency Data by District, 2016–2017

New Mexico Public Education Department Bilingual Multicultural Education Bureau			
Native American Proficiency Data 2017-2018			
District	Non-Proficient	Limited Proficient	Fluent
<b>Oral Diné</b>			
Bloomfield	73	72	*
Central	1,367	201	*
Cuba	106	150	*
Farmington	608	361	*
Gallup	2,316	651	*
Jemez Mountain	43	29	36
Magdalena	*	*	*
<b>Jicarilla</b>			
Dulce	164	75	89
<b>Keres</b>			
Bernalillo	55	54	*
<b>Tewa</b>			
Espanola	*	79	*
<b>Zuni</b>			
	101		235
Total	4,948	2,058	440

**SOURCE:** 2017-2018 Native language proficiency data as reported by districts

**NOTE:** Where the number of students in individual cells was too small to report, \* was reported or cells were merged to further comply with FERPA.

## Appendix E—Bilingual Multicultural Education Programs by District, School, Grade, Language and Model<sup>6</sup>

District/State Charter	Grade	Language	DL	M	H	E	T
<b>Albuquerque District</b>			<b>51</b>	<b>33</b>	<b>4</b>	<b>32</b>	<b>2</b>
Adobe Acres Elementary School	K-5th	Spanish	1	1		1	
Alameda Elementary School	K-5th	Spanish	1	1			
Alamosa Elementary School	K-5th	Spanish	1				
Albuquerque High School	9th-12th	Spanish	1	1		1	
Alvarado Elementary School	K-5th	Spanish	1			1	
Armijo Elementary School	PreK-5th	Spanish	1	1		1	
Atrisco Elementary School	K-5th	Spanish	1				
Atrisco Heritage High School	9th-12th	Spanish	1	1		1	
Barcelona Elementary School	K-5th	Spanish	1	1		1	
Carlos Rey Elementary School	K-5th	Spanish	1	1		1	
Christine Duncan Heritage Academy Charter School	K-8th	Spanish	1				
Cien Aguas International School	K-8th	Spanish	1				
Cochiti Elementary School	PreK-5th	Spanish	1	1		1	
Coronado Elementary School	K-5th	Spanish	1				
Corrales International School	K-12	Spanish	1		1		1
Del Norte High School	9th-12th	Spanish		1		1	
Dolores Gonzales Elementary School	PreK-5th	Spanish	1				
Duranos Elementary School	K-5th	Spanish	1				
East San Jose Elementary School	PreK-5th	Spanish	1				
Edward Gonzales Elementary School	3rd-5th	Spanish	1			1	
El Camino Real Charter	K-12	Spanish			1		
Emerson Elementary School	PreK-5th	Spanish	1				
Ernie Pyle Middle School	6th-8th	Spanish	1	1			
George I. Sanchez Charter	K-6th	Spanish	1				
Eugene Field Elementary School	PreK-5th	Spanish	1	1		1	
Harrison Middle School	6th-8th	Spanish	1				
Hawthorne Elementary School	K-5th	Spanish	1				
Hayes Middle School	6th-8th	Spanish	1	1		1	
Helen Cordero Primary School	PreK-2nd	Spanish	1	1		1	
Highland High School	9th-12th	Spanish	1	1		1	
Jefferson Middle School	6th-8th	Spanish		1		1	
Jimmy Carter Middle School	6th-8th	Spanish		1		1	
John Adams Middle School	6th-8th	Spanish	1	1			
Kit Carson Elementary School	K-5th	Spanish	1				
La Luz Elementary School	K-5th	Spanish		1		1	
La Mesa Elementary School	K-5th	Spanish	1				
Lavaland Elementary School	PreK-5th	Spanish		1		1	
Lew Wallace Elementary School	K-5th	Spanish		1		1	
Longfellow Elementary School	K-5th	Spanish	1			1	
Los Padillas Elementary School	K-5th	Spanish		1		1	
Los Ranchos Elementary School	PreK-5th	Spanish		1		1	
Lowell Elementary School	K-5th	Spanish	1				

<sup>6</sup> The BMEP models listed as abbreviations in this chart: **DL** is Dual Language Immersion; **M** is Maintenance; **H** is Heritage; **E** is Enrichment; and **T** is Transitional

District/State Charter	Grade	Language	DL	M	H	E	T
Manzano High School	9th-12th	Spanish		1		1	
Mark Twain Elementary School	K-5th	Spanish		1		1	
Mary Ann Binford Elementary School	K-5th	Spanish		1		1	
Monte Vista Elementary School	NP						
Montezuma Elementary School	K-5th	Spanish	1				
Mountain View Elementary School	K-5th	Spanish	1	1		1	
Navajo Elementary School	K-5th	Spanish	1	1		1	
Native American Community Academy	6th-12th	Zuni, Tiwa, Navajo			1		
New Mexico International School	K-5th	Spanish	1				
Nuestros Valores Charter School	9th-12th	Spanish					1
Painted Sky Elementary School	K-5th	Spanish	1				
Pajarito Elementary School	PreK-6th	Spanish	1				
Polk Middle School	6th-8th	Spanish		1		1	
Reginald Chavez Elementary School	K-5th	Spanish	1				
Rio Grande High School	9th-12th	Spanish	1	1		1	
Robert F. Kennedy Charter	9th-12th	Spanish		1			
Rudolfo Anaya Elementary School	K-5th	Spanish	1				
South Valley Academy	6th-8th	Spanish			1		
Susie Rayos Marmon Elementary School	K-5th	Spanish	1				
Truman Middle School	6th-8th	Spanish	1				
Valle Vista Elementary School	K-5th	Spanish	1				
Valley High School	9th-12th	Spanish	1	1		1	
Van Buren Middle School	NP						
Washington Middle School	6th-8th	Spanish	1				
West Mesa High School	9th-12th	Spanish		1	1	1	
Wherry Elementary School	PreK-5th	Spanish	1				
Whittier Elementary School	K-5th	Spanish	1				
Wilson Middle School	6th-8th	Spanish	1	1		1	
Zia Elementary School	K-5th	Spanish	1				
<b>Artesia District</b>			<b>0</b>	<b>0</b>	<b>0</b>	<b>5</b>	<b>9</b>
Artesia High School	10th-12th	Spanish					1
Artesia Park Junior High School	8th-9th	Spanish					1
Artesia Intermediate School	6th-7th	Spanish					1
Central Elementary School	1st-5th	Spanish				1	1
Grand Heights Early Childhood Center	K	Spanish					1
Hermosa Elementary School	1st-5th	Spanish				1	1
Roselawn Elementary School	1st-5th	Spanish				1	1
Yeso Elementary School	1st-5th	Spanish				1	1
Yucca Elementary School	1st-5th	Spanish				1	1
<b>Belen</b>			<b>1</b>	<b>3</b>	<b>0</b>	<b>0</b>	<b>5</b>
Belen High School	9th-12th	Spanish					1
Belen Middle School	7th-8th	Spanish		1			
Central Elementary School	4th-6th	Spanish					1
Dennis Chavez Elementary School	PreK-6th	Spanish					1
Gil Sanchez Elementary School	PreK-6th	Spanish					1
Jaramillo Elementary School	PreK-3rd	Spanish					1
La Merced Elementary School	PreK-6th	Spanish		1			
La Promesa Elementary School	PreK-6th	Spanish	1				
Rio Grande Elementary School	PreK-6th	Spanish		1			

District/State Charter	Grade	Language	DL	M	H	E	T
<b>Bernalillo</b>			<b>3</b>	<b>5</b>	<b>9</b>	<b>3</b>	<b>0</b>
Algodones Elementary School	PreK-5th	Keres			1		
Bernalillo Elementary School	3rd-5th	Spanish, Keres	1	1	1		
Bernalillo High School	9th-12th	Spanish, Keres			1		
Bernalillo Middle School	6th-8th	Spanish, Keres	1	1	1		
Cochiti Elementary School	1st-5th	Spanish, Keres			1	1	
Cochiti Middle School	6th-8th	Spanish, Keres			1	1	
Placitas Elementary School	K-5th	Spanish			1		
Santo Domingo Elementary School	K-5th	Keres		1	1		
Santo Domingo Middle School	6th-8th	Keres		1	1		
W. D. Carroll Elementary School	PreK-2nd	Spanish, Keres	1	1		1	
<b>Bloomfield</b>			<b>0</b>	<b>1</b>	<b>5</b>	<b>6</b>	<b>0</b>
Blanco Elementary School	PreK-6th	Spanish			1	1	
Bloomfield Early Childhood Center	PreK-K	Spanish			1	1	
Bloomfield High School	9th-12th	Spanish, Navajo, Diné		1		1	
Central Primary School	1st-3rd	Spanish, Navajo			1	1	
Mesa Alta Junior High School	7th-8th	Spanish, Navajo			1	1	
Naaba Ani Elementary School	4th-6th	Spanish, Navajo			1	1	
<b>Carlsbad</b>			<b>1</b>	<b>0</b>	<b>0</b>	<b>0</b>	<b>9</b>
Carlsbad High School	9th-12th	Spanish					1
Carlsbad Intermediate School	6th-8th	Spanish					1
Carlsbad Sixth Grade Academy at Alta Vista Middle School	6th	Spanish					1
Craft Elementary School	1st-5th	Spanish					1
Desert Willow Elementary School	1st-5th	Spanish					1
Early Childhood Education Center	PreK-K	Spanish	1				
Hillcrest Elementary	NP						
Jefferson Montessori Academy	K-8th	Spanish					1
Joe Stanley Smith Elementary School	1st-5th	Spanish					1
Monterrey Elementary School	NP						
Ocotillo Elementary School	1st-5th	Spanish					1
Pate Elementary School	NP						
Puckett Elementary School	NP						
Riverside Elementary School	NP						
Sunset Elementary School	1st-5th	Spanish					1
<b>Central</b>			<b>1</b>	<b>1</b>	<b>15</b>	<b>9</b>	<b>0</b>
Career Prep High School	9th-12th	Navajo			1		
Eva B. Stokely Elementary School	4th-6th	Navajo	1		1		
Judy Nelson Elementary School	K-5th	Spanish, Navajo			1		
Kirtland Central High School	9th-12th	Spanish, Navajo		1	1		
Kirtland Elementary School	1st-6th	Spanish, Navajo			1	1	
Kirtland Middle School	7th-8th	Spanish, Navajo			1	1	
Mesa Elementary School	K-5th	Navajo			1	1	
Naschitti Elementary School	K-5th	Navajo			1	1	
Newcomb Elementary School	K-5th	Navajo			1	1	
Newcomb High School	9th-12th	Navajo			1	1	
Newcomb Middle School	6th-8th	Navajo			1	1	
Nizhoni Elementary School	K-5th	Navajo			1	1	

District/State Charter	Grade	Language	DL	M	H	E	T
Ojo Amarillo Elementary School	K-5th	Navajo			1	1	
Shiprock High School	9th-12th	Navajo			1		
Tse' Bit' Ai Middle School	6th-8th	Navajo			1		
<b>Chama</b>			0	0	4	3	0
Chama Elementary School	K-5th	Spanish			1	1	
Chama Middle School	6th-8th	Spanish			1	1	
Escalante Middle/High School	7th-8th	Spanish			1		
Tierra Amarilla Elementary School	K-6th	Spanish			1	1	
<b>Clovis</b>			2	0	3	0	0
Clovis High School	10th-12th	Spanish			1		
Clovis High School Freshman Academy	9th	Spanish			1		
La Casita Elementary School	K-5th	Spanish	1				
Lockwood Elementary School	K-6th	Spanish	1				
Marshall Middle School	6th-8th	Spanish			1		
<b>Cobre</b>			0	0	6	6	0
Bayard Elementary School	K-6th	Spanish			1	1	
Central Elementary School	PreK-6th	Spanish			1	1	
Cobre High School	9th-12th	Spanish			1	1	
Hurley Elementary School	K-6th	Spanish			1	1	
San Lorenzo Elementary School	K-6th	Spanish			1	1	
Snell Middle School	7th-8th	Spanish			1	1	
<b>Cuba</b>			0	0	3	3	0
Cuba Elementary School	K-5th	Spanish, Navajo			1	1	
Cuba High School	9th-12th	Spanish, Navajo			1	1	
Cuba Middle School	7th-8th	Spanish, Navajo			1	1	
<b>Deming</b>			7	0	0	1	0
Bataan Elementary School	K-5th	Spanish	1				
Bell Elementary School	K-5th	Spanish	1				
Columbus Elementary School	K-6th	Spanish	1				
Deming High School	9th-12th	Spanish	1				
Deming Intermediate School	6th	Spanish	1				
Memorial Elementary School	K-5th	Spanish				1	
Red Mountain Middle School	7th-8th	Spanish	1				
Ruben S. Torres Elementary School	K-5th	Spanish	1				
<b>Dexter</b>			1	2	0	2	0
Dexter Elementary School	PreK-5th	Spanish	1				
Dexter High School	9th-12th	Spanish		1		1	
Dexter Middle School	6th-8th	Spanish		1		1	
<b>Dulce</b>			0	0	1	0	0
Dulce Elementary School	PreK-5th	Jicarilla			1		
<b>Espanola</b>			0	0	12	5	0
Abiquiu Elementary School	K-6th	Spanish			1		
Alcalde Elementary School	K-6th	Spanish			1		
Carlos Vigil Middle School	7th-8th	Spanish			1	1	
Chimayo Elementary School	K-6th	Spanish			1		
Dixon Elementary School	K-6th	Spanish			1	1	
Española Valley High School	9th-12th	Spanish, Tewa				1	
Eutimio Tim Salazar III Elementary School	K-6th	Spanish			1		
Hernandez Elementary School	K-6th	Spanish			1		
James Rodriguez Elementary School	1st-6th	Spanish, Tewa			1	1	
Los Niños Kindergarten	PreK-K	Spanish			1		

District/State Charter	Grade	Language	DL	M	H	E	T
San Juan Elementary School	K-6th	Spanish, Tewa			1	1	
Tony E. Quintana Elementary School	K-6th	Spanish			1		
Velarde Elementary School	K-6th	Spanish			1		
<b>Eunice</b>			<b>0</b>	<b>0</b>	<b>0</b>	<b>0</b>	<b>3</b>
Caton Middle School	6th-8th	Spanish					1
Eunice High School	9th-12th	Spanish					1
Mettie Jordan Elementary School	PreK-5th	Spanish					1
<b>Farmington</b>			<b>0</b>	<b>0</b>	<b>16</b>	<b>0</b>	<b>0</b>
Animas Elementary School	K-5th	Spanish, Navajo			1		
Apache Elementary School	K-5th	Spanish, Navajo			1		
Bluffview Elementary School	K-5th	Spanish, Navajo			1		
Country Club Elementary School	K-5th	Spanish, Navajo			1		
Esperanza Elementary School	K-5th	Spanish, Navajo			1		
Farmington High School	9th-12th	Spanish, Navajo			1		
Heights Middle School	6th-8th	Spanish, Navajo			1		
Hermosa Middle School	6th-8th	Spanish, Navajo			1		
Ladera del Norte Elementary School	K-5th	Spanish, Navajo			1		
McCormick Elementary School	K-5th	Spanish, Navajo			1		
McKinley Elementary School	K-5th	Spanish, Navajo			1		
Mesa Verde Elementary School	K-5th	Spanish, Navajo			1		
Mesa View Middle School	6th-8th	Spanish, Navajo			1		
Northeast Elementary School	K-5th	Spanish, Navajo			1		
Piedra Vista High School	9th-12th	Spanish, Navajo			1		
Tibbetts Middle School	6th-8th	Spanish, Navajo			1		
<b>Floyd</b>			<b>0</b>	<b>2</b>	<b>0</b>	<b>0</b>	<b>1</b>
Floyd Elementary School	PreK-4th	Spanish					1
Floyd Middle School	5th-8th	Spanish		1			
Floyd High School	9th-12th	Spanish		1			
<b>Gadsden</b>			<b>7</b>	<b>0</b>	<b>0</b>	<b>0</b>	<b>15</b>
Anthony Elementary School	PreK-6th	Spanish					1
Berino Elementary School	PreK-6th	Spanish	1				
Chaparral Elementary School	PreK-6th	Spanish	1				
Chaparral High School	9th-12th	Spanish					1
Chaparral Middle School	7th-8th	Spanish					1
Desert Trail Elementary School	PreK-6th	Spanish	1				
Desert View Elementary School	PreK-6th	Spanish					1
Gadsden Elementary School	PreK-6th	Spanish					1
Gadsden High School	9th-12th	Spanish					1
Gadsden Middle School	7th-8th	Spanish					1
La Union Elementary School	PreK-6th	Spanish					1
Loma Linda Elementary School	PreK-6th	Spanish					1
Mesquite Elementary School	K-6th	Spanish	1				
North Valley Elementary School	PreK-6th	Spanish	1				
Riverside Elementary School	PreK-6th	Spanish	1				
Santa Teresa Elementary School	PreK-6th	Spanish					1
Santa Teresa High School	9th-12th	Spanish					1
Santa Teresa Middle School	7th-8th	Spanish					1
Sunland Park Elementary School	PreK-6th	Spanish					1
Sunrise Elementary School	PreK-6th	Spanish					1
Vado Elementary School	PreK-6th	Spanish					1
Yucca Heights Elementary School	K-6th	Spanish	1				



District/State Charter	Grade	Language	DL	M	H	E	T
<b>Gallup</b>			<b>3</b>	<b>0</b>	<b>33</b>	<b>0</b>	<b>0</b>
Catherine A. Miller Elementary School	K-2nd	Navajo			1		
Chee Dodge Elementary School	K-5th	Navajo			1		
Chief Manuelito Middle School	6th-8th	Navajo			1		
Crownpoint Elementary School	K-5th	Navajo			1		
Crownpoint High School	9th-12th	Navajo			1		
Crownpoint Middle School	6th-8th	Navajo			1		
David Skeet Elementary School	PreK-5th	Navajo			1		
Gallup High School	9th-12th	Navajo			1		
Gallup Middle School	7th-8th	Navajo			1		
Indian Hills Elementary School	PreK-5th	Navajo	1		1		
Jefferson Elementary School	PreK-5th	Navajo			1		
John F. Kennedy Middle School	6th-8th	Navajo			1		
Juan de Onate Elementary School	PreK-5th	Navajo			1		
Lincoln Elementary School	PreK-5th	Navajo			1		
Hiroshi Miyamura High School	9th-12th	Navajo			1		
Navajo Elementary School	PreK-5th	Navajo	1		1		
Navajo Middle School	6th-8th	Navajo			1		
Navajo Pine High School	9th-12th	Navajo			1		
Ramah Elementary School	PreK-5th	Navajo			1		
Ramah High School	9th-12th	Navajo			1		
Red Rock Elementary School	PreK-5th	Navajo			1		
Rocky View Elementary School	PreK-5th	Navajo			1		
Roosevelt Elementary School	K-5th	Navajo			1		
Stagecoach Elementary School	PreK-5th	Navajo			1		
Thoreau Elementary School	PreK-5th	Navajo			1		
Thoreau High School	9th-12th	Navajo			1		
Thoreau Middle School	6th-8th	Navajo			1		
Tohatchi Elementary School	PreK-5th	Navajo	1		1		
Tohatchi High School	9th-12th	Navajo			1		
Tohatchi Middle School	6th-8th	Navajo			1		
Tse Gai High School	9th-12th	Navajo			1		
Turpen Elementary School	PreK-5th	Navajo			1		
Washington Elementary School	PreK-5th	Navajo			1		
<b>Grants</b>			<b>0</b>	<b>0</b>	<b>3</b>	<b>0</b>	<b>0</b>
Mesa View Elementary School	K-6th	Spanish			1		
Milan Elementary School	K-6th	Spanish			1		
Mt. Taylor Elementary School	K-6th	Spanish			1		
<b>Hagerman</b>			<b>0</b>	<b>0</b>	<b>0</b>	<b>0</b>	<b>3</b>
Hagerman Elementary School	PreK-5th	Spanish					1
Hagerman High School	9th-12th	Spanish					1
Hagerman Middle School	6th-8th	Spanish					1
<b>Hatch</b>			<b>0</b>	<b>0</b>	<b>0</b>	<b>1</b>	<b>5</b>
Garfield Elementary School	K-5th	Spanish					1
Hatch Valley Elementary School	PreK-2nd	Spanish					1
Hatch Valley High School	9th-12th	Spanish				1	1
Hatch Valley Middle School	7th-8th	Spanish					1
Rio Grande Elementary School	3rd-5th	Spanish					1
<b>Hobbs</b>			<b>2</b>	<b>0</b>	<b>0</b>	<b>0</b>	<b>15</b>
Booker T. Washington Elementary School	K-1	Spanish					1
Broadmoor Elementary School	K-5th	Spanish					1

District/State Charter	Grade	Language	DL	M	H	E	T
College Lane Elementary School	K-5th	Spanish					1
Coronado Elementary School	K-5th	Spanish					1
Edison Elementary School	K-5th	Spanish					1
Heizer Middle School	6th-8th	Spanish					1
Highland Middle School	6th-8th	Spanish					1
Hobbs Freshman High School	9th	Spanish					1
Hobbs High School	10th-12th	Spanish					1
Houston Middle School	6th-8th	Spanish					1
Jefferson Elementary School	K-5th	Spanish	1				
Mills Elementary School	K-5th	Spanish					1
Murray Elementary School	K-5th	Spanish					1
Sanger Elementary School	K-5th	Spanish					1
Southern Heights Elementary School	PreK-5th	Spanish	1				1
Will Rogers Elementary School	K-5th	Spanish					1
<b>Jemez Mountain</b>			<b>0</b>	<b>0</b>	<b>1</b>	<b>1</b>	<b>0</b>
Lybrook Elementary/Middle School	K-8th	Navajo			1	1	
<b>Jemez Valley</b>			<b>1</b>	<b>0</b>	<b>1</b>	<b>0</b>	<b>0</b>
San Diego Riverside Charter School	K-8th	Towa	1		1		
<b>Las Cruces</b>			<b>22</b>	<b>17</b>	<b>0</b>	<b>0</b>	<b>0</b>
Alameda Elementary School	K-5th	Spanish	1				
Booker T. Washington Elementary School	K-5th	Spanish	1				
Camino Real Middle School				1			
Centennial High School	9th-12th	Spanish	1	1			
Central Elementary School	K-5th	Spanish	1				
Cesar Chavez Elementary School	K-2nd	Spanish	1				
Columbia Elementary School	K-5th	Spanish	1				
Conlee Elementary School	K-5th	Spanish	1				
Desert Hills Elementary School	K-5th	Spanish	1				
Doña Ana Elementary School	K-5th	Spanish		1			
East Picacho Elementary School	K-5th	Spanish	1				
Fairacres Elementary School	K-5th	Spanish	1				
Hermosa Heights Elementary School	K-5th	Spanish	1				
Highland Elementary School	K-5th	Spanish	1	1			
Hillrise Elementary School	K-5th	Spanish		1			
Jornada Elementary School	K-5th	Spanish	1				
Las Cruces High School	9th-12th	Spanish		1			
Loma Heights Elementary School	K-5th	Spanish	1				
Lynn Middle School	6th-8th	Spanish		1			
Mac Arthur Elementary School	K-5th	Spanish	1				
Mayfield High School	9th-12th	Spanish		1			
Mesa Middle School	6th-8th	Spanish	1	1			
Mesilla Elementary School	K-5th	Spanish		1			
Mesilla Park Elementary School	K-5th	Spanish	1				
Monte Vista Elementary School	K-5th	Spanish		1			
Onate High School	9th-12th	Spanish		1			
Picacho Middle School	6th-8th	Spanish		1			
Sierra Middle School	6th-8th	Spanish		1			
Sonoma Elementary School	K-5th	Spanish	1	1			
Sunrise Elementary School	K-5th	Spanish	1				
Tombaugh Elementary School	K-5th	Spanish	1				
University Hills Elementary School	K-5th	Spanish	1				

District/State Charter	Grade	Language	DL	M	H	E	T
Valley View Elementary School	K-5th	Spanish	1				
Vista Middle School	6th-8th	Spanish		1			
Zia Middle School	6th-8th	Spanish		1			
<b>Las Vegas City</b>			1	0	7	0	0
Early Childhood Center	K	Spanish			1		
Legion Park Elementary School	1st-5th	Spanish			1		
Los Ninos Elementary School	K-5th	Spanish	1				
Memorial Middle School	6th-8th	Spanish			1		
Mike Mateo Serna Elementary School	K-5th	Spanish			1		
Paul Henry Elementary School	1st-5th	Spanish			1		
Robertson High School	9th-12th	Spanish			1		
Sierra Vista Elementary School	1st-5th	Spanish			1		
<b>Los Lunas</b>			2	2	0	0	1
Ann Parish Elementary School	K-3rd	Spanish	1				
Desert View Elementary School	K-6th	Spanish					1
Los Lunas High School	9th-12th	Spanish		1			
Tomé Elementary School	2nd-6th	Spanish	1				
Valencia Middle School	7th-8th	Spanish		1			
<b>Loving</b>			0	3	0	2	0
Loving Elementary School	K-5th	Spanish		1			
Loving High School	9th-12th	Spanish		1		1	
Loving Middle School	6th-8th	Spanish		1		1	
<b>Lovington</b>			45	0	0	1	4
Ben Alexander Elementary School	PreK-6th	Spanish	1				
Jefferson Elementary School	3rd	Spanish	1				
Lea Elementary School	1st	Spanish	1				
Llano Elementary School	K	Spanish	1				
Lovington Freshman Academy	9th	Spanish					1
Lovington High School	10th-12th	Spanish				1	1
New Hope High School	NP						
Sixth Grade Academy	6th	Spanish					1
Taylor Middle School	7th-8th	Spanish					1
Yarbro Elementary School	4th-5th	Spanish	1				
<b>Magdalena</b>			0	0	3	0	0
Magdalena Elementary School	K-5th	Navajo			1		
Magdalena High School	9th -12th	Navajo			1		
Magdalena Middle School	6th-8th	Navajo			1		
<b>Mesa Vista</b>			0	0	4	0	0
El Rito Elementary School	K-3rd	Spanish			1		
Mesa Vista High School	9th-12th	Spanish			1		
Mesa Vista Middle School	7th-8th	Spanish			1		
Ojo Caliente Elementary School	4th-6th	Spanish			1		
<b>Mora</b>			0	0	4	0	0
Holman Elementary School	K	Spanish			1		
Lazaro Larry Garcia Middle School	6th-8th	Spanish			1		
Mora Elementary School	1st-5th	Spanish			1		
Mora High School	9th-12th	Spanish			1		
<b>Pecos</b>			0	0	3	0	0
Pecos Elementary School	K-5th	Spanish			1		
Pecos High School	9th-12th	Spanish			1		
Pecos Middle School	6th-8th	Spanish			1		

District/State Charter	Grade	Language	DL	M	H	E	T
<b>Peñasco</b>			0	0	3	0	0
Peñasco Elementary School	K-6th	Spanish, Tiwa			1		
Peñasco High School	9th-12th	Spanish, Tiwa			1		
Peñasco Middle School	7th-8th	Spanish, Tiwa			1		
<b>Pojoaque</b>			0	0	5	4	1
Pablo Roybal Elementary School	K-3rd	Spanish, Tewa			1	1	
Pojoaque High School	9th-12th	Spanish, Tewa			1	1	
Pojoaque Intermediate School	4th-5th	Spanish, Tewa			1		1
Pojoaque Middle School	7th-8th	Spanish, Tewa			1	1	
Pojoaque Sixth Grade Academy	6th	Spanish, Tewa			1	1	
<b>Portales</b>			4	0	0	0	2
Brown Early Childhood Center	K	Spanish	1				
James Elementary School	1st-2nd	Spanish	1				
Lindsey Steiner Elementary School	5th-6th	Spanish	1				
Portales High School	9th-12th	Spanish					1
Portales Junior High School	7th-8th	Spanish					1
Valencia Elementary School	3rd-4th	Spanish	1				
<b>Questa</b>			0	0	5	0	0
Alta Vista Elementary School	K-3rd	Spanish			1		
Alta Vista Intermediate School	4th-6th	Spanish			1		
Questa High School	9th-12th	Spanish			1		
Questa Junior High School	7th-8th	Spanish			1		
Rio Costilla Southwest Learning Academy	K-6th	Spanish			1		
<b>Raton</b>			0	2	0	0	0
Longfellow Elementary School	K-2nd	Spanish		1			
Raton High School	NP						
Raton Intermediate School	3rd-6th	Spanish		1			
<b>Rio Rancho</b>			1	0	5	5	0
Cielo Azul Elementary School	NP						
Colinas Del Norte Elementary School	K-5th	Spanish			1	1	
Eagle Ridge Middle School	6th-8th	Spanish			1	1	
Puesta del Sol Elementary School	K-5th	Spanish	1				
Rio Rancho Elementary School	K-5th	Spanish			1	1	
Rio Rancho High School	9th-12th	Spanish			1	1	
V. Sue Cleveland High School	9th-12th	Spanish			1	1	
<b>Roswell</b>			0	0	7	0	0
Berrendo Middle School	7th-8th	Spanish			1		
East Grand Plains Elementary School	K-4th	Spanish			1		
Goddard High School	9th-12th	Spanish			1		
Nancy Lopez Elementary School	K-3rd	Spanish			1		
Pecos Elementary School	K-5th	Spanish			1		
Roswell High School	9th-12th	Spanish			1		
Sunset Elementary School	K-5th	Spanish			1		
<b>Ruidoso</b>			4	0	0	0	1
Nob Hill Early Childhood Center	K	Spanish	1				
Ruidoso High School	9th-12th	Spanish					
Sierra Vista Primary	1st-2nd	Spanish	1				
White Mountain Elementary School	3rd-5th	Spanish	1				
<b>Santa Fe</b>			8	2	1	1	
Amy Biehl Community School at Rancho Viejo	K-6th	Spanish		1			
Aspen Community Magnet School	K-1st	Spanish	1				

District/State Charter	Grade	Language	DL	M	H	E	T
Calvin Capshaw Middle School	7th-8th	Spanish					
Capital High School	9th-12th	Spanish			1		
Cesar Chavez Elementary School	PreK-5th	Spanish	1				
De Vargas Middle School	NP						
Edward Ortiz Middle School	6th-8th	Spanish	1				
El Camino Real Academy Community	PreK-7th	Spanish	1				
Frances Nava Elementary School	K-6th	Spanish		1			
Kearny Elementary School	K-6th	Spanish	1				
Mandela International Magnet	NP						
Nina Otero Community School	K-8th	Spanish					
Pinon Elementary School	K	Spanish					
R.M. Sweeney Elementary School	K-6th	Spanish	1				
Ramirez Thomas Elementary School	K-2nd	Spanish	1				
Salazar Elementary School	K-6th	Spanish	1				
Santa Fe High School	9th-12th	Spanish				1	
<b>Santa Rosa</b>			<b>0</b>	<b>0</b>	<b>5</b>	<b>0</b>	<b>0</b>
Anton Chico Middle School	6th-8th	Spanish			1		
Rita M. Marquez Elementary School	K-5th	Spanish			1		
Santa Rosa Elementary School	K-5th	Spanish			1		
Santa Rosa High School	9th-12th	Spanish			1		
Santa Rosa Middle School	6th-8th	Spanish			1		
<b>Socorro</b>			<b>0</b>	<b>0</b>	<b>1</b>	<b>0</b>	
Cottonwood Valley Charter School	K-8th	Spanish			1		
<b>Taos</b>			<b>2</b>	<b>3</b>	<b>1</b>	<b>5</b>	
Anansi Charter School	K-5th	Spanish				1	
Arroyo Del Norte Elementary School	PreK-5th	Spanish	1		1		
Enos Garcia Elementary School	PreK-5th	Spanish	1				
Ranchos de Taos Elementary School	PreK-5th	Spanish		1		1	
Taos High School	9th-12th	Spanish		1		1	
Taos Middle School	6th-8th	Spanish		1		1	
Taos Municipal Charter School	K-8th	Spanish				1	
<b>Truth or Consequences</b>			<b>0</b>	<b>0</b>	<b>1</b>	<b>0</b>	<b>2</b>
Arrey Elementary School	K-5th	Spanish			1		
Hot Springs High School	9th-12th	Spanish					1
Truth or Consequences Middle School	6th-8th	Spanish					1
<b>Tucumcari</b>			<b>0</b>	<b>1</b>	<b>0</b>	<b>0</b>	<b>0</b>
Tucumari Elementary School	K-3rd	Spanish		1			
<b>Wagon Mound</b>			<b>0</b>	<b>0</b>	<b>2</b>	<b>0</b>	<b>0</b>
Wagon Mound Elementary School	K-6th	Spanish			1		
Wagon Mound High School	7th-12th	Spanish			1		
<b>West Las Vegas</b>			<b>0</b>	<b>0</b>	<b>9</b>	<b>0</b>	<b>0</b>
Don Cecilio Elementary School	2-5th	Spanish			1		
Luis Armijo Elementary School	K-1st	Spanish			1		
Rio Gallinas School of Ecology and the Arts	K-8th	Spanish			1		
Tony Serna Elementary School	2nd-5th	Spanish			1		
Union Street Elementary School	2nd-5th	Spanish			1		
Valley Elementary School	K-5th	Spanish			1		
West Las Vegas High School	9th-12th	Spanish			1		
West Las Vegas Middle School	6th-8th	Spanish			1		
West Las Vegas Family Center	9th-12th	Spanish			1		
<b>Zuni</b>			<b>1</b>	<b>0</b>	<b>4</b>	<b>0</b>	<b>0</b>

District/State Charter	Grade	Language	DL	M	H	E	T
Shiwi Ts'ana Elementary School	K-5th	Zuni	1		1		
Twin Buttes	9th-10th	Zuni			1		
Zuni High School	9th-12th	Zuni			1		
Zuni Middle School	6th-8th	Zuni			1		
<b>State Charters</b>			<b>7</b>	<b>2</b>	<b>3</b>	<b>2</b>	<b>0</b>
Carinos de Los Ninos Charter School	PreK-6th	Spanish	1				
Dream Diné Charter School	K-8th	Navajo	1				
La Academia Dolores Huerta	6th-8th	Spanish	1				
La Promesa Early Learning Center	K-8th	Spanish	1				
La Tierra Montessori School of the Arts and Sciences	K-3rd	Spanish			1		
Monte Del Sol Charter School	7th-12th	Spanish		1		1	
Roots and Wings	K-8th	Spanish			1		
Taos International Charter School	K-8th	Spanish	1				
The Albuquerque Sign Language Academy	6th-10th	ASL	1				
Tierra Adentro: The New Mexico School of Academics, Art and Artesania	6th-12th	Spanish		1		1	
Tierra Encantada Charter School	PreK-6th	Spanish	1				
Turquoise Trail Charter School	9th-12th	Spanish			1		
<b>TOTAL BMEPs by Model</b>			<b>185</b>	<b>81</b>	<b>192</b>	<b>99</b>	<b>81</b>

**SOURCE:** PED's Language and Culture Bureau

**Note:** PreK does not generate bilingual multicultural education units in the public school funding formula.



## Appendix F—Total Operational BMEP Allocations Reported by District and Charter School

District/ State Charter	Funds Allocated	Expenditures Reported	Difference	Functions reported
Albuquerque District	\$8,760,657.99	\$8,760,657.99	-	1000
Albuquerque Charters:	-	-	-	-
Christine Duncan Community	\$226,838.91	\$226,838.91	-	1000
Cien Aguas International*	\$371,100.50	-	\$371,100.50	-
Corrales International*	\$180,734.90	-	\$180,734.90	-
EL Camino Rael Academy	\$45,586.66	\$45,586.66	-	1000
Native American Community Academy (NACA)*	\$62,519.99	-	\$62,519.99	-
New Mexico International*	\$207,438.21	-	\$207,438.21	-
Nuestros Valores*	\$9,292.44	-	\$9,292.44	-
Robert F. Kennedy*	\$45,427.48	-	\$45,427.48	-
South Valley Academy*	\$209,925.48	-	\$209,925.48	-
Albuquerque Sign Language Academy*	\$97,998.39	-	\$97,998.39	-
Artesia	\$191,698.78	\$191,698.78	-	1000
Belen	\$161,015.83	\$161,015.83	-	1000
Bernalillo	\$615,847.74	\$355,386.48	\$258,487.22	1000
		\$1,974.04		2000
Bloomfield*	\$186,863.53	-	\$186,863.53	-
Carinos Charter*	\$105,957.65	-	\$105,957.65	-
Carlsbad	\$230,659.35	\$230,659.35	-	1000
Central Consolidated*	\$964,901.09	-	\$964,901.09	-
Chama	\$103,629.57	\$97,491.56	\$6,138.01	1000
Clovis	\$427,631.14	\$427,631.14	-	1000
Cobre Consolidated	\$610,534.94	\$544,234.14	-	1000
		\$66,300.80		2000
Cottonwood Valley CS/Socorro	\$38,303.94	\$38,303.94	-	1000
Cuba	\$187,042.61	\$178,040.35	\$9,002.26	1000
Deming	\$1,517,074.75	\$1,517,074.75	-	1000
Dexter	\$191,022.24	\$190,974.72	\$47.52	1000
Dream Diné Charter School*	\$32,831.95	-	\$32,831.95	-
Dulce*	\$156,200.48	-	\$156,200.48	-
Dzit Dit Lool Deap (Gallup)	\$5,969.45	-	\$5,969.45	-
Espanola	\$787,131.02	\$787,131.02	-	1000
Eunice	\$39,139.66	\$39,139.66	-	1000
Farmington	\$878,165.05	\$841,555.20	-	1000
		\$36,609.85		2000
Floyd	\$22,226.23	\$22,226.23	-	1000
Gadsden	\$3,480,683.89	\$3,480,683.89	-	1000
Grants*	\$83,413.04	-	\$83,413.04	-
Hagerman	\$50,402.01	\$50,402.01	-	1000
Hatch	\$330,985.83	\$330,985.83	-	1000
Hobbs	\$424,666.32	\$424,666.32	-	1000
J. Paul Taylor	\$28,693.13	-	\$28,693.13	-
Jemez Mountain	\$95,013.67	\$32,977.36	\$62,036.31	1000
La Academia Dolores Huerta*	\$163,662.28	-	\$163,662.28	-

La Promesa Charter School	\$352,694.71	\$352,694.71	-	1000
Las Cruces	\$2,735,338.99	\$2,735,388.99	-	1000
Las Vegas City	\$576,369.81	\$576,369.81	-	1000
La Tierra Montessori	\$36,811.58	\$35,229.86	\$1,581.72	1000
Los Lunas	\$255,193.77	\$255,193.77	-	1000
Loving	\$78,756.88	\$78,756.88	-	1000
Lovington*	\$395,794.10	-	\$395,794.10	-
Magdalena	\$21,887.97	\$21,887.97	-	1000
Mesa Vista	\$120,045.54	\$79,466.53	\$39,755.01	1000
		\$824.00		2000
Monte Del Sol	\$68,469.53	\$56,000.00	\$12,469.53	1000
Mora*	\$99,331.56	-	\$99,331.56	-
Moriarty*	\$43,775.93	-	\$43,775.93	-
New America School - Las Cruces*	\$6,626.08	-	\$6,626.08	-
Pecos	\$182,903.79	\$182,903.79	-	1000
Peñasco	\$104,286.20	\$32,620.50	\$71,665.70	1000
Pojoaque*	\$552,989.49	-	\$552,989.49	-
Portales	\$311,067.78	\$311,067.78	-	1000
Questa	\$109,599.01	\$109,599.01	-	1000
Raton*	\$10,943.98	-	\$10,943.98	-
Rio Rancho	\$557,148.20	\$121,376.77	\$399,794.64	1000
		\$35,976.79		2000
Roots and Wings/Questa	\$16,575.16	-	\$16,575.16	-
Roswell	\$345,571.17	-	\$345,571.17	1000
Ruidoso*	\$196,832.50	\$194,063.70	\$2,768.80	-
Sandoval Academy of Bilingual Education (SABE)	\$34,821.76	-	\$34,821.76	-
San Diego Riverside CS/Jemez Valley	\$60,530.17	\$60,530.17	-	1000
Santa Fe	\$2,190,965.40	\$2,190,965.40	-	1000
Santa Rosa*	\$256,686.14	-	\$256,686.14	-
Silver City*	\$31,001.32	-	\$31,001.32	-
Six Directions/Gallup	\$15,580.25	-	\$15,580.25	-
School of Dreams	\$9,949.08	-	\$9,949.08	-
T or C	\$122,711.89	\$122,711.89	-	1000
Taos	\$543,876.13	\$438,873.19	\$105,002.94	1000
Taos International	\$113,916.91	\$113,916.91	-	1000
Tierra Adentro	\$116,404.18	\$116,404.18	-	1000
Tierra Encantada	\$290,015.54	\$289,489.00	\$526.54	1000
Tucumcari*	\$9,610.81	-	\$9,610.81	-
Turquoise Trail Charter School	\$64,171.53	\$53,364.65	\$10,806.88	1000
Vaughn	\$5,471.99	-	\$5,471.99	-
Wagon Mound	\$24,872.69	\$24,872.69	-	1000
West Las Vegas	\$518,346.81	\$518,346.81	-	1000
Zuni	\$348,715.08	\$348,715.08	-	1000

**SOURCE:** 2016-2017 Expenditure report data, from the general ledger, as reported by districts.

**NOTE:** Not all district submitted data and this accounts for a total that is less than the final \$35.1 million allocated. The final funded bilingual amount is based on the bilingual education cost differential in the funding formula generated by each district. The bilingual education units are largely determined by the full-time equivalent (FTE) factor, which is driven by the reported student membership across program intensity (number of hours).



300 Don Gaspar  
Santa Fe, NM 87501