

2019冠狀病毒病死亡個案報告初步數據分析

(2021年12月31日至2022年4月6日00:00)

Provisional Data Analysis on COVID-19 Reported Death Cases

(from 31 Dec 2021 up till 6 April 2022 00:00)



版本日期：2022年4月7日
Version date: 7 April 2022

資料來源：衛生署衛生防護中心 Source: Centre for Health Protection of the Department of Health

特別感謝醫院管理局提供進一步資料以協助分析 Special thanks to the Hospital Authority for provision of further information to facilitate analysis

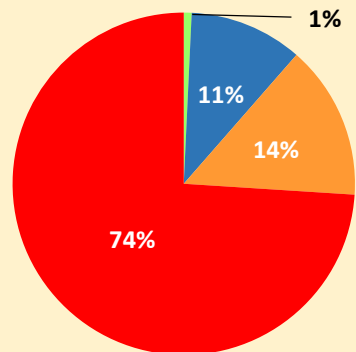
新冠疫苗能保護個人，預防2019冠狀病毒病的嚴重疾病和併發症。在本港，接種兩或三劑新冠疫苗個案的死亡率遠低於未接種的個案。就此，政府強烈建議合資格人士（尤其是12歲以下及60歲以上人士）應盡快接種疫苗。

COVID-19 vaccines can protect individuals from severe illnesses and complications from COVID-19. Locally, **cases vaccinated with 2 or 3 doses have much lower fatality rate than the unvaccinated**. With that, the Government strongly recommended eligible persons (especially those aged under 12 as well as those aged 60 and above) to get vaccinated as soon as possible.

第5波死者個案 Deceased in the 5th Wave

年齡範圍 Age range	0 – 112
年齡中位數 Median	86
男性與女性比例 Male to female ratio	1.47

疫苗接種史 Vaccination History

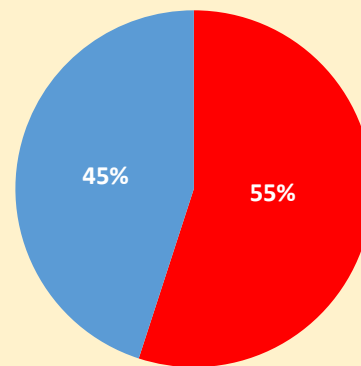


- 已接種三劑(滿14天) Received 3 doses (reached 14 days)
- 已接種兩劑(滿14天) Received 2 doses (reached 14 days)
- 已接種一劑(滿14天) Received 1 doses (reached 14 days)
- 沒有接種疫苗# Unvaccinated#

超過七成沒有
接種疫苗#
More than 70%
were unvaccinated#

包括已接種一劑但未滿
14天的人士 Including
those that have received 1
dose but not yet reached
14 days

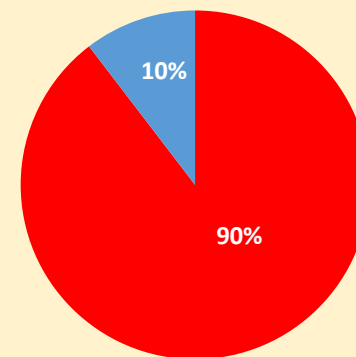
居住院舍情況 Residential Care Home (RCH) Status



- 院舍人士 RCH Residents
- 非院舍人士 Non-RCH Residents

約五成半為居於院舍人士
About 55% were
RCH residents

長期病患歷史情況 History of Known Chronic Diseases

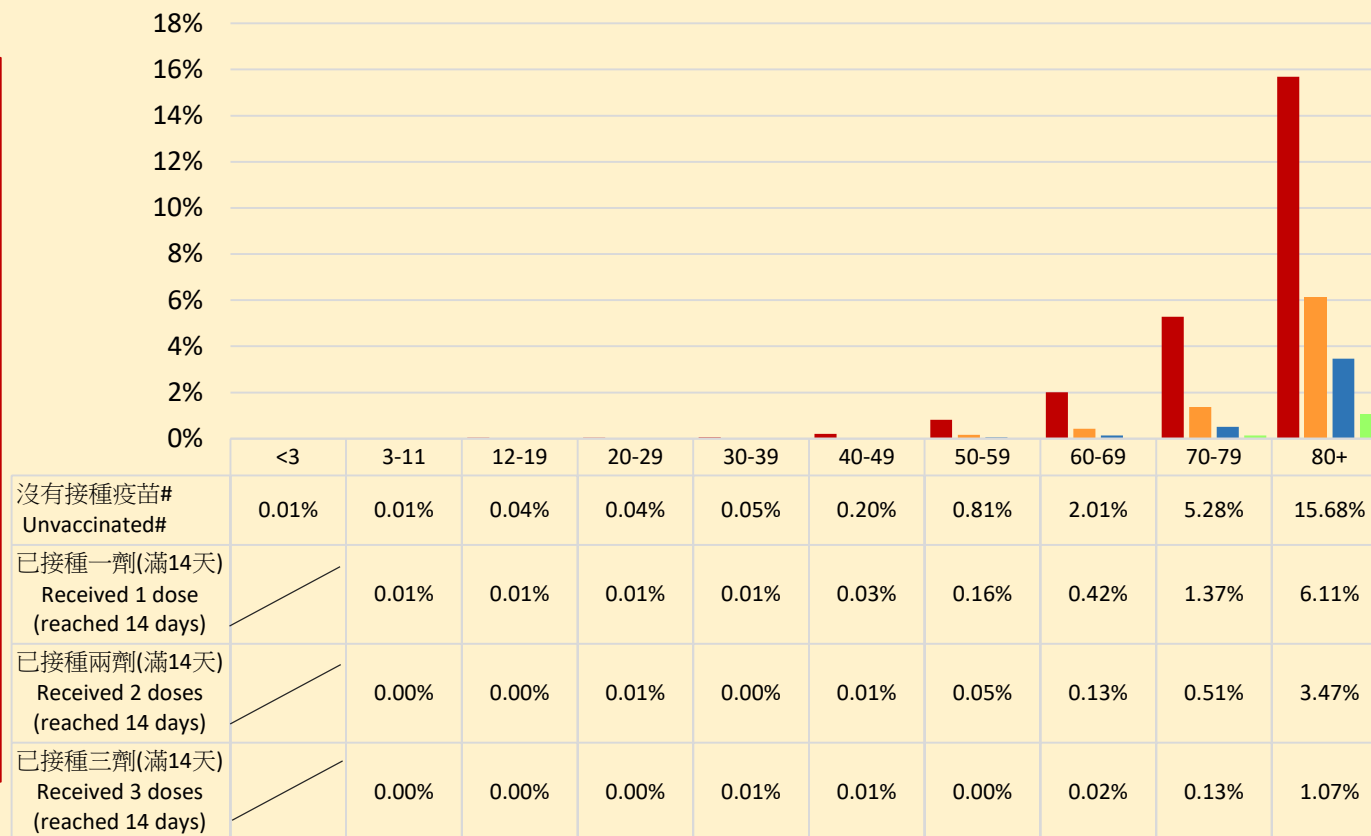


- 已知有長期病患 With known chronic diseases
- 沒有長期病患歷史 No history of chronic diseases

約九成有已知長期病患情況
About 90%
with known chronic diseases

按年齡組別和疫苗接種情況*劃分的死亡率 Case Fatality Rate by Age Group and Vaccination Status*

- 超過**95%**死亡個案為**60歲或以上**長者
- 接種首劑疫苗已有明顯保護力
- 依時接種第二和第三劑疫苗，可進一步提高保護力
- 早接種，早保護
- **Over 95% fatal cases were elderly aged 60 years or above**
- **Having the first dose already offers observable protection**
- **Timely having the second and the third doses can enhance protection**
- **Early vaccination for early protection**



* 計算是根據個別個案的呈報日期，相對於疫苗接種日期之時間間隔。這額外對計算疫苗劑數的方法是由2022年4月7日開始應用，包括追溯所有過往數據。

It is counted based on the date of case reporting of each reported case with respect to the date of vaccination to arrive at the time interval. This additional counting method for 'no. of vaccine doses received' is implemented starting from 7 April 2022, including all retrospective data.

包括已接種一劑但未滿14天的人士 Including those that have received 1 dose but not yet reached 14 days

- 新型冠狀病毒測試結果呈陽性的個案，如果在首次陽性樣本收集日期的28日內死亡，則會被列為2019冠狀病毒病的死亡個案。死者的死因可能與2019冠狀病毒病無關。
- 由於第五波疫情尚未結束，分析以上的臨時數據時必需謹慎，可能需要更長時間以收集更多數據或等待第五波完結後才能得出更有效的結論。
- COVID-19 death case is defined as a death in a person with positive SARS-CoV-2 result and died within 28 days of the first positive specimen collection day. The underlying cause of death may have been unrelated to COVID-19.
- As the 5th wave is still ongoing, the above provisional data need to be interpreted carefully. More significant conclusion can only be drawn when more data are available or when the 5th wave is over.

按年齡組別及疫苗接種情況劃分的死亡率 Case Fatality Rate by Age Group and Vaccination Status

疫苗接種情況 (在個案報告日期已滿14天) Vaccination Status (reached 14 days as at case report date)	年齡組別 Age Group											總計 Grand Total
	<3	3 - 11	12 - 19	20 - 29	30 - 39	40 - 49	50 - 59	60 - 69	70 - 79	80+	待定 Pending	
總計 Grand total	0.01%	0.01%	0.01%	0.01%	0.01%	0.03%	0.12%	0.40%	1.68%	9.84%	0.01%	0.71%
沒有接種疫苗# Unvaccinated#	0.01%	0.01%	0.04%	0.04%	0.05%	0.20%	0.81%	2.01%	5.28%	15.68%	N/A	2.87%
接種一劑疫苗總計 1 Dose – Overall	N/A	0.01%	0.01%	0.01%	0.01%	0.03%	0.16%	0.42%	1.37%	6.11%	N/A	0.89%
接種一劑克爾來福 1 Dose – CoronaVac	N/A	0.01%	0.00%	0.04%	0.01%	0.05%	0.20%	0.44%	1.46%	6.26%	N/A	1.28%
接種一劑復必泰 1 Dose – Comirnaty	N/A	0.00%	0.01%	0.00%	0.01%	0.00%	0.07%	0.38%	0.92%	4.61%	N/A	0.21%
接種一劑其他 1 Dose – Others	N/A	0.00%	N/A	0.00%	0.00%	0.00%	N/A	0.00%	N/A	N/A	N/A	0.00%
接種兩劑疫苗總計 2 Doses – Overall	N/A	0.00%	0.00%	0.01%	0.00%	0.01%	0.05%	0.13%	0.51%	3.47%	N/A	0.14%
接種兩劑克爾來福 2 Doses – CoronaVac	N/A	0.00%	0.00%	0.01%	0.00%	0.01%	0.06%	0.16%	0.60%	3.98%	N/A	0.31%
接種兩劑復必泰 2 Doses – Comirnaty	N/A	N/A	0.00%	0.00%	0.00%	0.01%	0.04%	0.09%	0.33%	1.73%	N/A	0.04%
接種兩劑其他疫苗組合 2 Doses – Other vaccine combination	N/A	0.00%	0.00%	0.00%	0.00%	0.00%	0.00%	0.00%	0.00%	0.00%	N/A	0.00%
接種三劑疫苗總計 3 Doses – Overall	N/A	0.00%	0.00%	0.00%	0.01%	0.01%	0.00%	0.02%	0.13%	1.07%	N/A	0.03%
接種三劑克爾來福 3 Doses – CoronaVac	N/A	0.00%	0.00%	0.00%	0.01%	0.00%	0.01%	0.02%	0.16%	0.98%	N/A	0.04%
接種三劑復必泰 3 Doses – Comirnaty	N/A	N/A	0.00%	0.00%	0.01%	0.02%	0.00%	0.03%	0.06%	1.19%	N/A	0.02%
接種三劑其他疫苗組合 3 Doses – Other vaccine combination	N/A	0.00%	0.00%	0.00%	0.03%	0.00%	0.00%	0.04%	0.11%	1.32%	N/A	0.03%

- 接種任何三劑疫苗，死亡風險大幅減少，特別是較年長的年齡組別
- 只要接種首劑疫苗，死亡風險也會顯著減少
- **Receiving 3 doses of any vaccines greatly reduces death risk especially in the older age group**
- **Getting the first jab would also significantly reduce death risk**

- 新型冠狀病毒測試結果呈陽性的個案，如果在首次陽性樣本收集日期的28日內死亡，則會被列為2019冠狀病毒病的死亡個案。死者的死因可能與2019冠狀病毒病無關。
- 由於第五波疫情尚未結束，分析以上的臨時數據時必需謹慎，可能需要更長時間以收集更多數據或等待第五波完結後才能得出更有效的結論。
- COVID-19 death case is defined as a death in a person with positive SARS-CoV-2 result and died within 28 days of the first positive specimen collection day. The underlying cause of death may have been unrelated to COVID-19.
- As the 5th wave is still ongoing, the above provisional data need to be interpreted carefully. More significant conclusion can only be drawn when more data are available or when the 5th wave is over.

以年齡組別及疫苗接種情況劃分之第5波本地感染個案呈報數目 (經核酸檢測／快速抗原測試)

臨時數據

Provisional data

Number of Reported Locally Acquired COVID-19 Cases (By PCR or RAT) since 5th Wave by Age Group and Vaccination Status

疫苗接種情況 (在個案報告日期已滿14天) Vaccination Status (reached 14 days as at case report date)	年齡組別 Age Group											總計 Grand Total
	<3	3 - 11	12 - 19	20 - 29	30 - 39	40 - 49	50 - 59	60 - 69	70 - 79	80+	待定 Pending	
總計 Grand total	12150	58978	45693	135941	192176	189633	192710	173237	81968	59455	24984	1166925
沒有接種疫苗# Unvaccinated#	12150	46297	6842	17450	25639	17159	17012	23105	18169	28534	N/A	212357
接種一劑疫苗總計 1 Dose – Overall	N/A	12214	13297	10420	16792	13718	15426	23134	16503	13809	N/A	135313
接種一劑克爾來福 1 Dose – CoronaVac	N/A	10977	2157	2727	6740	8045	10897	17901	13882	12593	N/A	85919
接種一劑復必泰 1 Dose – Comirnaty	N/A	1235	11140	7691	10049	5671	4529	5228	2621	1216	N/A	49380
接種一劑其他 1 Dose – Others	N/A	2	0	2	3	2	0	5	0	0	N/A	14
接種兩劑疫苗總計 2 Doses – Overall	N/A	465	24770	97144	122619	112937	112578	90748	34779	14585	N/A	610625
接種兩劑克爾來福 2 Doses – CoronaVac	N/A	462	2714	13958	27081	42466	58540	53273	23085	11274	N/A	232853
接種兩劑復必泰 2 Doses – Comirnaty	N/A	0	22021	83011	95300	70184	53784	37280	11637	3296	N/A	376513
接種兩劑其他疫苗組合 2 Doses – Other vaccine combination	N/A	3	35	175	238	287	254	195	57	15	N/A	1259
接種三劑疫苗總計 3 Doses – Overall	N/A	2	784	10927	27126	45819	47694	36250	12517	2527	N/A	183646
接種三劑克爾來福 3 Doses – CoronaVac	N/A	1	203	3287	9544	20949	25478	20239	7599	1635	N/A	88935
接種三劑復必泰 3 Doses – Comirnaty	N/A	0	467	6060	13977	17764	14819	10300	3177	588	N/A	67152
接種三劑其他疫苗組合 3 Doses – Other vaccine combination	N/A	1	114	1580	3605	7106	7397	5711	1741	304	N/A	27559

以年齡組別及疫苗接種情況劃分之第5波呈報死亡個案數目

Number of COVID-19 Reported Deaths since 5th Wave by Age Group and Vaccination Status

疫苗接種情況 (在個案報告日期已滿14天) Vaccination Status (reached 14 days as at case report date)	年齡組別 Age Group											總計 Grand Total
	<3	3 - 11	12 - 19	20 - 29	30 - 39	40 - 49	50 - 59	60 - 69	70 - 79	80+	待定 Pending	
總計 Grand total	1	6	5	13	22	57	224	690	1377	5850	2	8247
沒有接種疫苗# Unvaccinated#	1	5	3	7	14	35	138	465	959	4473	N/A	6100
接種一劑疫苗總計 1 Dose – Overall	N/A	1	1	1	2	4	25	98	226	844	N/A	1202
接種一劑克爾來福 1 Dose – CoronaVac	N/A	1	0	1	1	4	22	78	202	788	N/A	1097
接種一劑復必泰 1 Dose – Comirnaty	N/A	0	1	0	1	0	3	20	24	56	N/A	105
接種一劑其他 1 Dose – Others	N/A	0	0	0	0	0	0	0	0	0	N/A	0
接種兩劑疫苗總計 2 Doses – Overall	N/A	0	1	5	3	14	59	118	176	506	N/A	882
接種兩劑克爾來福 2 Doses – CoronaVac	N/A	0	0	2	0	5	36	86	138	449	N/A	716
接種兩劑復必泰 2 Doses – Comirnaty	N/A	0	1	3	3	9	23	32	38	57	N/A	166
接種兩劑其他疫苗組合 2 Doses – Other vaccine combination	N/A	0	0	0	0	0	0	0	0	0	N/A	0
接種三劑疫苗總計 3 Doses – Overall	N/A	0	0	0	3	4	2	9	16	27	N/A	61
接種三劑克爾來福 3 Doses – CoronaVac	N/A	0	0	0	1	1	2	4	12	16	N/A	36
接種三劑復必泰 3 Doses – Comirnaty	N/A	0	0	0	1	3	0	3	2	7	N/A	16
接種三劑其他疫苗組合 3 Doses – Other vaccine combination	N/A	0	0	0	1	0	0	2	2	4	N/A	9

包括已接種一劑但未滿14天的人士 Including those that have received 1 dose but not yet reached 14 days

* N/A = 不適用 Not applicable

比較本地感染呈報個案與死亡個案之疫苗接種情況百分比分布(以20歲或以上年齡組別劃分)

Comparison between Reported Locally Acquired Cases and Deceased Cases
on % Distribution of Vaccination Status by Age Groups of 20 or above

疫苗接種情況 (在個案報告日期已滿14天) Vaccination Status (reached 14 days as at case report date)	年齡組別 Age groups									
	20 – 39		40 – 59		60 – 69		70 – 79		80+	
	佔所有本地 個案% % of total local cases	佔所有死亡 個案% % of total deaths	佔所有本地 個案% % of total local cases	佔所有死亡 個案% % of total deaths	佔所有本地 個案% % of total local cases	佔所有死亡 個案% % of total deaths	佔所有本地 個案% % of total local cases	佔所有死亡 個案% % of total deaths	佔所有本地 個案% % of total local cases	佔所有死亡 個案% % of total deaths
沒有接種疫苗 # Unvaccinated #	13.1%	60.0%	8.9%	61.6%	13.3%	67.4%	22.2%	69.6%	48.0%	76.5%
接種一劑克爾來福 1 Dose – CoronaVac	2.9%	5.7%	5.0%	9.3%	10.3%	11.3%	16.9%	14.7%	21.2%	13.5%
接種一劑復必泰 1 Dose – Comirnaty	5.4%	2.9%	2.7%	1.1%	3.0%	2.9%	3.2%	1.7%	2.0%	1.0%
接種一劑其他疫苗 1 Dose – Others	0.0%	0.0%	0.0%	0.0%	0.0%	0.0%	0.0%	0.0%	0.0%	0.0%
接種兩劑克爾來福 2 Doses – CoronaVac	12.5%	5.7%	26.4%	14.6%	30.8%	12.5%	28.2%	10.0%	19.0%	7.7%
接種兩劑復必泰 2 Doses – Comirnaty	54.3%	17.1%	32.4%	11.4%	21.5%	4.6%	14.2%	2.8%	5.5%	1.0%
接種兩劑其他疫苗組合 2 Doses – Other vaccine combination	0.1%	0.0%	0.1%	0.0%	0.1%	0.0%	0.1%	0.0%	0.0%	0.0%
接種三劑克爾來福 3 Doses – CoronaVac	3.9%	2.9%	12.1%	1.1%	11.7%	0.6%	9.3%	0.9%	2.7%	0.3%
接種三劑復必泰 3 Doses – Comirnaty	6.1%	2.9%	8.5%	1.1%	5.9%	0.4%	3.9%	0.1%	1.0%	0.1%
接種三劑其他疫苗組合 3 Doses – Other vaccine combination	1.6%	2.9%	3.8%	0.0%	3.3%	0.3%	2.1%	0.1%	0.5%	0.1%
總計 Grand total	100%	100%	100%	100%	100%	100%	100%	100%	100%	100%

包括已接種一劑但未滿14天的人士 Including those that have received 1 dose but not yet reached 14 days

有用資訊 Useful Information

第5波最新疫情 Latest Epidemic Situation of 5th Wave

https://www.covidvaccine.gov.hk/pdf/5th_wave_statistics.pdf



死亡個案報告初步分析數據資料庫

https://www.coronavirus.gov.hk/chi/death_analysis.html



Archive of Statistics on Provisional Analysis on Reported Death Cases

https://www.coronavirus.gov.hk/eng/death_analysis.html



更多相關數據

https://www.chp.gov.hk/files/pdf/local_situation_covid19_tc.pdf



More relevant statistics

https://www.chp.gov.hk/files/pdf/local_situation_covid19_en.pdf



立即預約接種疫苗

https://booking.covidvaccine.gov.hk/forms/index_tc.jsp



Book vaccination now

<https://booking.covidvaccine.gov.hk/forms/index.jsp>



2019冠狀病毒病疫苗接種計劃專題網站

<https://www.covidvaccine.gov.hk/zh-HK>



COVID-19 Vaccination Programme Thematic Website

<https://www.covidvaccine.gov.hk/en>



2019冠狀病毒病專題網站

<https://www.coronavirus.gov.hk/chi/index.html>



COVID-19 Thematic Website

<https://www.coronavirus.gov.hk/eng/index.html>

