

---

# Object Reference for Salesforce and Lightning Platform

Version 49.0, Summer '20





# CONTENTS

<b>Chapter 1: Object Basics</b> .....	<b>1</b>
Primitive Data Types .....	2
Field Types .....	3
Compound Fields .....	10
Address Compound Fields .....	11
Geolocation Compound Field .....	14
Compound Field Considerations and Limitations .....	15
API Data Types and Salesforce Field Types .....	16
Required Fields .....	17
System Fields .....	17
API Field Properties .....	18
Custom Fields .....	19
Custom Object Behavior .....	21
External Objects .....	24
Big Objects .....	26
Define and Deploy Custom Big Objects .....	27
Relationships Among Objects .....	33
Factors that Affect Data Access .....	34
<b>REFERENCE</b> .....	<b>37</b>
<b>Chapter 2: Standard Objects</b> .....	<b>37</b>
AcceptedEventRelation .....	91
Account .....	93
AccountBrand .....	114
AccountContactRelation .....	118
AccountCleanInfo .....	120
AccountContactRole .....	141
AccountInsight .....	143
AssistantText (Beta) .....	146
AssistantResolvedContextItem (Beta) .....	147
AssistantTextRange (Beta) .....	147
AccountOwnerSharingRule .....	147
AccountPartner .....	150
AccountRelationship .....	152
AccountRelationshipShareRule .....	155
AccountShare .....	158
AccountTag .....	162
AccountTeamMember .....	164

## Contents

AccountTerritoryAssignmentRule	167
AccountTerritoryAssignmentRuleItem	169
AccountTerritorySharingRule	171
AccountUserTerritory2View	174
ActionCadence	175
ActionCadenceRule	178
ActionCadenceRuleCondition	180
ActionCadenceStep	182
ActionCadenceStepTracker	189
ActionCadenceTracker	192
ActionLinkGroupTemplate	195
ActionLinkTemplate	197
ActionPlan	202
ActionPlanItem	205
ActionPlanTemplate	206
ActionPlanTemplateItem	209
ActionPlanTemplateItemValue	211
ActionPlanTemplateVersion	215
ActiveScratchOrg	216
ActivityHistory	221
ActivityMetric	230
AdditionalNumber	233
Address	235
AgentWork	238
AgentWorkSkill	244
AllInsightAction	246
AllInsightFeedback	248
AllInsightReason	250
AllInsightValue	253
AIRecordInsight	256
AllowedEmailDomain	259
Announcement	259
ApexClass	261
ApexComponent	263
ApexLog	266
ApexPage	269
ApexPageInfo	272
ApexTestQueueItem	274
ApexTestResult	276
ApexTestResultLimits	279
ApexTestRunResult	282
ApexTestSuite	285
ApexTrigger	286
AppAnalyticsQueryRequest	290



## Contents

AppDefinition	294
AppExtension	298
AppMenuItem	300
AppleDomainVerification	305
AppointmentSchedulingPolicy	305
Approval	308
AppTabMember	311
Article Type__DataCategorySelection	312
Asset	314
AssetDowntimePeriod	322
AssetOwnerSharingRule	324
AssetRelationship	326
AssetShare	328
AssetTag	330
AssetTokenEvent	331
AssignedResource	331
AssignmentRule	334
AssociatedLocation	335
AsyncApexJob	337
AttachedContentDocument	339
AttachedContentNote	342
Attachment	344
Audience	348
AuraDefinition	350
AuraDefinitionBundle	352
AuthConfig	354
AuthConfigProviders	357
AuthorizationForm	358
AuthorizationFormConsent	360
AuthorizationFormDataUse	363
AuthorizationFormText	365
AuthProvider	367
AuthSession	374
BackgroundOperation	378
BackgroundOperationResult	383
BatchApexErrorEvent	385
Bookmark	385
BrandTemplate	386
BusinessHours	388
BusinessProcess	392
BusinessProcessDefinition	394
BusinessProcessFeedback	396
BusinessProcessGroup	397
BuyerGroupPricebook	399

## Contents

Calendar	401
CalendarView	402
CallCenter	406
CallCoachConfigModifyEvent	407
CallCoachingMediaProvider	409
CallDisposition	409
CallDispositionCategory	410
CallTemplate	412
Campaign	414
CampaignInfluence	423
CampaignInfluenceModel	425
CampaignMember	428
CampaignMemberStatus	435
CampaignOwnerSharingRule	437
CampaignShare	438
CampaignTag	440
CardPaymentMethod	441
CartCheckoutSession	451
CartDeliveryGroup	453
CartDeliveryGroupMethod	458
CartItem	460
CartTax	464
CartValidationOutput	466
Case	469
CaseArticle	480
CaseComment	481
CaseContactRole	484
CaseHistory	485
CaseMilestone	487
CaseOwnerSharingRule	491
CaseShare	493
CaseSolution	495
CaseStatus	496
CaseTag	498
CaseTeamMember	499
CaseTeamRole	500
CaseTeamTemplate	501
CaseTeamTemplateMember	502
CaseTeamTemplateRecord	503
CategoryData	504
CategoryNode	505
CategoryNodeLocalization	506
ChannelObjectLinkingRule	512
ChannelProgram	516

## Contents

ChannelProgramLevel	518
ChannelProgramMember	520
ChatterActivity	521
ChatterAnswersActivity	523
ChatterAnswersReputationLevel	527
ChatterConversation	528
ChatterConversationMember	529
ChatterMessage	530
ClientBrowser	531
CollaborationGroup	533
CollaborationGroupMember	539
CollaborationGroupMemberRequest	541
CollaborationGroupRecord	542
CollaborationInvitation	543
ColorDefinition	546
CombinedAttachment	548
CommerceEntitlementBuyerGroup	550
CommerceEntitlementPolicy	551
CommerceEntitlementPolicyShare	554
CommerceEntitlementProduct	555
CommSubscription	556
CommSubscriptionChannelType	558
CommSubscriptionConsent	560
CommSubscriptionTiming	562
Community (Zone)	565
ConnectedApplication	567
Consumption Rate	569
Consumption Schedule	571
Contact	575
ContactCleanInfo	588
ContactPointAddress	597
ContactPointConsent	602
ContactPointEmail	605
ContactPointPhone	608
ContactPointTypeConsent	613
ContactOwnerSharingRule	617
ContactRequest	619
ContactRequestShare	622
ContactShare	624
ContactSuggestionInsight	626
ContactTag	630
ContentAsset	632
ContentBody	634
ContentDistribution	634

## Contents

ContentDistributionView	640
ContentDocument	641
ContentDocumentHistory	648
ContentDocumentLink	650
ContentDocumentListViewMapping	654
ContentDocumentSubscription	655
ContentFolder	656
ContentFolderItem	657
ContentFolderLink	659
ContentFolderMember	660
ContentHubItem	660
ContentHubRepository	665
ContentNote	666
ContentNotification	671
ContentTagSubscription	672
ContentUserSubscription	673
ContentVersion	673
ContentVersionComment	686
ContentVersionHistory	687
ContentVersionRating	689
ContentWorkspace	690
ContentWorkspaceDoc	693
ContentWorkspaceMember	695
ContentWorkspacePermission	696
ContentWorkspaceSubscription	700
Contract	700
ContractContactRole	710
ContractLineItem	711
ContractStatus	716
ContractTag	717
Conversation	718
ConversationContextEntry	719
ConversationEntry	720
ConversationParticipant	724
CorsWhitelistEntry	726
CreditMemo	728
CreditMemoLine	732
Crisis	737
CronJobDetail	739
CronTrigger	740
CspTrustedSite	742
CurrencyType	746
CustomBrand	747
CustomBrandAsset	748

## Contents

CustomHelpMenuItem	752
CustomHelpMenuSection	753
CustomHttpHeader	755
CustomNotificationType	756
CustomPermission	758
CustomPermissionDependency	761
DandBCompany	763
Dashboard	786
DashboardComponent	792
DashboardTag	793
DataAssessmentFieldMetric	794
DataAssessmentMetric	796
DataAssessmentValueMetric	797
DatacloudCompany	798
DatacloudContact	807
DatacloudDandBCompany	812
DatacloudOwnedEntity	835
DatacloudPurchaseUsage	837
DatacloudSocialHandle	839
DataIntegrationRecordPurchasePermission	840
DatasetExport	841
DatasetExportPart	843
DataUseLegalBasis	844
DataUsePurpose	846
DatedConversionRate	848
DcSocialProfile	849
DcSocialProfileHandle	851
DeclinedEventRelation	852
DelegatedAccount	854
DeleteEvent	855
DigitalSignature	856
DigitalWallet	859
DirectMessage	865
Division	866
DivisionLocalization	867
Document	869
DocumentAttachmentMap	873
DocumentTag	874
Domain	876
DomainSite	878
DuplicateJob	879
DuplicateJobDefinition	881
DuplicateJobMatchingRule	883
DuplicateJobMatchingRuleDefinition	884

## Contents

DuplicateRecordItem	884
DuplicateRecordSet	885
DuplicateRule	887
ElectronicMediaGroup	889
ElectronicMediaUse	891
EmailDomainFilter	892
EmailDomainKey	894
EmailMessage	898
EmailMessageRelation	907
EmailRelay	909
EmailServicesAddress	911
EmailServicesFunction	914
EmailStatus	919
EmailTemplate	921
EmbeddedServiceDetail	928
Employee	935
EmployeeCrisisAssessment	943
EngagementChannelType	945
EmbeddedServiceLabel	947
EnhancedLetterhead	948
Entitlement	949
EntitlementContact	953
EntitlementTemplate	955
EntityHistory	957
EntityMilestone	959
EntitySubscription	966
Expense	968
EnvironmentHubMember	971
Event	975
EventLogFile	991
EventLogFile Supported Event Types	994
EventRelation	1212
EventBusSubscriber	1218
EventTag	1220
EventWhoRelation	1222
ExpressionFilter	1223
ExpressionFilterCriteria	1224
ExternalAccountHierarchy	1226
ExternalDataSource	1229
ExternalDataUserAuth	1232
ExternalSocialAccount	1234
FeedAttachment	1238
FeedComment	1241
FeedItem	1246

## Contents

FeedLike	1259
FeedPollChoice	1260
FeedPollVote	1261
FeedPost	1262
FeedRevision	1266
FeedTrackedChange	1268
FieldHistoryArchive	1271
FieldPermissions	1274
FieldSecurityClassification	1278
FieldServiceMobileSettings	1280
FiscalYearSettings	1287
FlexQueueItem	1290
FlowDefinitionView	1292
FlowInterview	1297
FlowInterviewOwnerSharingRule	1299
FlowInterviewShare	1301
FlowRecordRelation	1302
FlowStageRelation	1303
FlowVariableView	1305
FlowVersionView	1307
Folder	1311
FolderedContentDocument	1314
ForecastingAdjustment	1315
ForecastingDisplayedFamily	1320
ForecastingFact	1321
ForecastingItem	1323
ForecastingOwnerAdjustment	1330
ForecastingQuota	1335
ForecastingShare	1338
ForecastingType	1339
ForecastingUserPreference	1343
FormulaFunction	1346
FormulaFunctionAllowedType	1348
FormulaFunctionCategory	1349
FulfillmentOrder	1350
FulfillmentOrderItemAdjustment	1360
FulfillmentOrderItemTax	1363
FulfillmentOrderLineItem	1366
Goal	1372
GoalLink	1375
GoogleDoc	1376
Group	1377
GroupMember	1380
HashtagDefinition	1381

## Contents

HealthCareDiagnosis	1383
HealthCareProcedure	1387
Holiday	1389
IconDefinition	1393
Idea	1394
IdeaComment	1401
IdeaReputation	1403
IdeaReputationLevel	1405
IdeaTheme	1406
IdpEventLog	1408
IframeWhiteListUrl	1411
Individual	1412
IndividualHistory	1417
IndividualShare	1419
InternalOrganizationUnit	1420
Invoice	1422
Invoiceline	1425
JobProfile	1430
Knowledge__Feed	1432
Knowledge__ka	1436
Knowledge__kav	1439
Knowledge__DataCategorySelection	1447
KnowledgeableUser	1448
KnowledgeArticle	1449
KnowledgeArticleVersion	1452
KnowledgeArticleVersionHistory	1463
KnowledgeArticleViewStat	1465
KnowledgeArticleVoteStat	1467
LandingPage	1468
Lead	1472
LeadCleanInfo	1490
LeadOwnerSharingRule	1505
LeadShare	1507
LeadStatus	1509
LeadTag	1510
LegalEntity	1512
LightningExperienceTheme	1514
LightningOnboardingConfig	1516
LightningToggleMetrics	1518
LightningUsageByAppTypeMetrics	1520
LightningUsageByBrowserMetrics	1520
LightningUsageByPageMetrics	1521
LightningUsageByFlexiPageMetrics	1522
LightningExitByPageMetrics	1524



## Contents

LinkedArticle	1525
LinkedArticleFeed	1527
LinkedArticleHistory	1531
ListEmail	1533
ListEmailIndividualRecipient	1541
ListEmailRecipientSource	1542
ListView	1544
ListViewChart	1545
ListViewChartInstance	1547
LiveAgentSession	1551
LiveAgentSessionHistory	1555
LiveAgentSessionShare	1556
LiveChatBlockingRule	1558
LiveChatButton	1560
LiveChatButtonDeployment	1568
LiveChatButtonSkill	1569
LiveChatDeployment	1570
LiveChatSensitiveDataRule	1573
LiveChatTranscript	1576
LiveChatTranscriptChangeEvent	1584
LiveChatTranscriptEvent	1588
LiveChatTranscriptShare	1592
LiveChatTranscriptSkill	1594
LiveChatUserConfig	1595
LiveChatUserConfigProfile	1600
LiveChatUserConfigUser	1601
LiveChatVisitor	1601
Location	1603
LoginEvent	1608
LoginGeo	1608
LoginHistory	1610
LoginIp	1616
LogoutEventStream	1617
LookedUpFromActivity	1618
Macro	1625
MacroInstruction	1628
MacroUsage	1632
MailmergeTemplate	1635
MaintenanceAsset	1638
MaintenancePlan	1640
MarketingForm	1648
MarketingLink	1651
MatchingRule	1653
MatchingRuleItem	1656

## Contents

MessagingChannel	1658
MessagingChannelSkill	1663
MessagingConfiguration	1664
MessagingDeliveryError	1665
MessagingEndUser	1668
MessagingLink	1672
MessagingSession	1673
MessagingTemplate	1679
MetadataPackage	1680
MetadataPackageVersion	1682
Metric	1685
MetricDataLink	1689
MetricsDataFile	1690
MilestoneType	1693
MobileSettingsAssignment	1694
MsgChannellanguageKeyword	1695
MyDomainDiscoverableLogin	1697
MutingPermissionSet	1699
Name	1701
NamedCredential	1705
NamespaceRegistry	1708
NavigationLinkSet	1709
NavigationMenuItem	1711
NavigationMenuItemLocalization	1714
Network	1716
NetworkActivityAudit	1725
NetworkAffinity	1728
NetworkDiscoverableLogin	1729
NetworkMember	1730
NetworkMemberGroup	1736
NetworkModeration	1738
NetworkPageOverride	1739
NetworkSelfRegistration	1741
NetworkUserHistoryRecent	1743
Note	1746
NoteAndAttachment	1748
NoteTag	1749
OauthCustomScope	1750
OauthCustomScopeApp	1752
OauthToken	1753
ObjectPermissions	1755
ObjectTerritory2AssignmentRule	1758
ObjectTerritory2AssignmentRuleItem	1760
ObjectTerritory2Association	1762

## Contents

OpenActivity	1763
OperatingHours	1771
OperatingHoursHistory	1773
Opportunity	1774
OpportunityCompetitor	1785
OpportunityContactRole	1786
OpportunityContactRoleSuggestionInsight	1789
OpportunityFieldHistory	1791
OpportunityHistory	1793
OpportunityInsight	1795
OpportunityLineItem	1799
OpportunityLineItemSchedule	1806
OpportunityOwnerSharingRule	1809
OpportunityPartner	1812
OpportunityShare	1813
OpportunitySplit	1815
OpportunitySplitType	1817
OpportunityStage	1820
OpportunityTag	1823
OpportunityTeamMember	1824
Order	1827
OrderAdjustmentGroup	1844
OrderAdjustmentGroupSummary	1846
OrderDeliveryGroup	1849
OrderDeliveryGroupSummary	1855
OrderDeliveryMethod	1862
OrderHistory	1865
OrderItem	1866
OrderItemAdjustmentLineItem	1877
OrderItemAdjustmentLineSummary	1879
OrderItemSummary	1881
OrderItemSummaryChange	1893
OrderItemTaxLineItem	1895
OrderItemTaxLineItemSummary	1898
OrderOwnerSharingRule	1901
OrderPaymentSummary	1904
OrderSummary	1909
Organization	1919
OrgDeleteRequest	1939
OrgWideEmailAddress	1941
OutOfOffice	1942
OwnedContentDocument	1943
OwnerChangeOptionInfo	1945
PackageLicense	1946

## Contents

PackagePushError	1948
PackagePushJob	1950
PackagePushRequest	1953
PackageSubscriber	1956
Partner	1960
PartnerFundAllocation	1963
PartnerFundClaim	1965
PartnerFundRequest	1968
PartnerMarketingBudget	1971
PartnerNetworkConnection	1975
PartnerNetworkRecordConnection	1978
PartnerNetworkSyncLog	1981
PartnerRole	1983
PartyConsent	1984
Payment	1987
PaymentAuthorization	1996
PaymentGateway	2003
PaymentGatewayLog	2005
PaymentGatewayProvider	2009
PaymentGroup	2011
PaymentLineInvoice	2012
PaymentMethod	2016
PendingServiceRouting	2019
Period	2024
PermissionSet	2026
PermissionSetAssignment	2033
PermissionSetGroup	2035
PermissionSetGroupComponent	2037
PermissionSetLicense	2038
PermissionSetLicenseAssign	2041
PermissionSetTabSetting	2042
PersonalizationTargetInfo	2043
PlatformAction	2045
PlatformStatusAlertEvent	2052
PortalDelegablePermissionSet	2053
PresenceConfigDeclineReason	2054
PresenceDeclineReason	2055
PresenceUserConfig	2056
PresenceUserConfigProfile	2058
PresenceUserConfigUser	2059
Pricebook2	2060
Pricebook2History	2064
PricebookEntry	2066
ProcessDefinition	2069

## Contents

ProcessInstance	2071
ProcessInstanceHistory	2073
ProcessInstanceStep	2076
ProcessInstanceNode	2078
ProcessInstanceWorkitem	2081
ProcessNode	2082
Product2	2084
Product2DataTranslation	2090
ProductCategory	2092
ProductCategoryDataTranslation	2094
ProductConsumed	2096
ProductEntitlementTemplate	2099
ProductItem	2100
ProductItemTransaction	2102
ProductMedia	2105
ProductRequest	2107
ProductRequestLineItem	2112
ProductRequired	2118
ProductTransfer	2120
Profile	2125
ProfileSkill	2129
ProfileSkillEndorsement	2130
ProfileSkillShare	2132
ProfileSkillUser	2133
Prompt	2134
PromptAction	2136
PromptActionOwnerSharingRule	2139
PromptActionShare	2141
PromptLocalization	2142
PromptVersion	2144
PromptVersionLocalization	2152
Reference: PushTopic	2154
QueueRoutingConfig	2156
Question	2159
QuestionDataCategorySelection	2163
QuestionReportAbuse	2166
QuestionSubscription	2166
QueueSubject	2168
QuickText	2169
QuickTextUsage	2172
Quote	2175
QuoteDocument	2189
QuoteLineItem	2190
RecentlyViewed	2196

## Contents

Recommendation	2199
RecordAction	2201
RecordActionHistory	2206
RecordType	2209
RecordTypeLocalization	2212
RecordVisibility (Pilot)	2213
RedirectWhitelistUrl	2215
Refund	2217
RefundLinePayment	2225
RegisteredExternalService	2229
RemoteKeyCalloutEvent	2231
Reply	2231
ReplyReportAbuse	2234
ReplyText	2234
Report	2236
ReportTag	2240
ReputationLevel	2241
ReputationLevelLocalization	2242
ReputationPointsRule	2244
ResourceAbsence	2246
ResourcePreference	2250
ReturnOrder	2252
ReturnOrderLineItem	2258
ReturnOrderOwnerSharingRule	2263
RuleTerritory2Association	2264
SalesAIScoreCycle	2265
SalesAIScoreModelFactor	2266
SalesChannel	2269
SalesWorkQueueSettings	2271
SamlSsoConfig	2272
Scontrol	2277
ScontrolLocalization	2281
ScratchOrgInfo	2286
SearchPromotionRule	2294
SecureAgent	2295
SecureAgentsCluster	2296
SecurityCustomBaseline	2298
SelfServiceUser	2299
ServiceAppointment	2303
ServiceAppointmentStatus	2311
ServiceChannel	2313
ServiceChannelFieldPriority	2316
ServiceChannelStatus	2317
ServiceChannelStatusField	2318

## Contents

ServiceContract	2319
ServiceContractOwnerSharingRule	2328
ServiceCrew	2330
ServiceCrewMember	2331
ServiceCrewOwnerSharingRule	2333
ServicePresenceStatus	2335
ServiceReport	2336
ServiceReportLayout	2339
ServiceResource	2340
ServiceResourceCapacity	2344
ServiceResourceCapacityHistory	2347
ServiceResourceOwnerSharingRule	2348
ServiceResourceSkill	2350
ServiceTerritory	2352
ServiceTerritoryLocation	2357
ServiceTerritoryMember	2358
ServiceTerritoryWorkType	2362
SessionPermSetActivation	2364
SetupAuditTrail	2366
SetupEntityAccess	2368
Shift	2370
ShiftHistory	2374
ShiftOwnerSharingRule	2375
ShiftShare	2377
ShiftStatus	2378
Shipment	2380
SignupRequest	2387
Site	2395
SiteDetail	2402
SiteDomain	2403
SiteHistory	2404
SiteframeWhitelistUrl	2405
Skill	2406
SkillProfile	2408
SkillRequirement	2409
SkillUser	2411
SlaProcess	2412
Snippet	2416
SnippetAssignment	2417
SocialPersona	2418
SocialPost	2424
Solution	2435
SolutionStatus	2439
SolutionTag	2441

## Contents

SOSDeployment	2442
SOSSession	2444
SOSSessionActivity	2448
Stamp	2449
StampAssignment	2450
StaticResource	2450
StoreIntegratedService	2453
Reference: StreamingChannel	2455
Salesforce Surveys Object Model	2456
Survey	2457
SurveyEmailBranding	2460
SurveyEngagementContext	2462
SurveyInvitation	2463
SurveyPage	2468
SurveyQuestion	2468
SurveyQuestionChoice	2470
SurveyQuestionResponse	2472
SurveyQuestionScore	2475
SurveyResponse	2478
SurveySubject	2485
SurveyVersion	2488
SurveyVersionAddlInfo	2490
TabDefinition	2495
TagDefinition	2496
Task	2498
TaskPriority	2510
TaskRelation	2511
TaskStatus	2513
TaskTag	2515
TaskWhoRelation	2516
TenantSecret	2518
Territory	2523
Territory2	2526
Territory2Model	2529
Territory2ModelHistory	2532
Territory2Type	2533
TestSuiteMembership	2534
ThirdPartyAccountLink	2536
ThreatDetectionFeedback	2538
TimeSheet	2540
TimeSheetEntry	2543
TimeSlot	2546
TimeSlotHistory	2549
Topic	2550



## Contents

TopicAssignment	2551
TopicLocalization—Beta	2553
TopicUserEvent	2558
TransactionSecurityPolicy	2560
TwoFactorInfo	2564
TwoFactorMethodsInfo	2565
TwoFactorTempCode	2567
UiFormulaCriterion	2568
UiFormulaRule	2570
UndecidedEventRelation	2571
User	2573
UserAccountTeamMember	2616
UserAppInfo	2619
UserAppMenuCustomization	2620
UserAppMenuItem	2621
UserAuthCertificate	2624
UserConfigTransferButton	2627
UserConfigTransferSkill	2628
UserCustomBadge	2628
UserCustomBadgeLocalization	2629
UserDevice	2631
UserDeviceApplication	2634
UserEmailCalendarSync	2635
UserEmailPreferredPerson	2637
UserEmailPreferredPersonShare	2638
UserLicense	2639
UserListView	2643
UserListViewCriterion	2644
UserLogin	2645
UserMembershipSharingRule	2646
UserPackageLicense	2648
UserPermissionAccess	2649
UserPreference	2649
UserProfile	2651
UserProvAccount	2669
UserProvAccountStaging	2672
UserProvMockTarget	2675
UserProvisioningConfig	2677
UserProvisioningLog	2681
UserProvisioningRequest	2683
UserRecordAccess	2688
UserRole	2691
UserServicePresence	2694
UserShare	2696

## Contents

UserTeamMember	2698
UserTerritory	2700
UserTerritory2Association	2701
UserWorkList	2703
UserWorkListItem	2704
VerificationHistory	2704
VisualforceAccessMetrics	2710
VoiceCall	2711
VoiceCallList	2716
VoiceCallListItem	2717
VoiceCallQualityFeedback	2718
VoiceCallRecording	2720
VoiceCoaching	2721
VoiceLocalPresenceNumber	2722
VoiceMailContent	2723
VoiceMailGreeting	2725
VoiceMailMessage	2726
VoiceUserLine	2728
VoiceUserPreferences	2730
VoiceVendorInfo	2731
VoiceVendorLine	2732
Vote	2734
WaveAutoInstallRequest	2736
WebCart	2738
WebCartHistory	2745
WebLink	2746
WebLinkLocalization	2752
WebStore	2757
WebStoreCatalog	2761
WebStorePricebook	2762
Wishlist (Beta)	2764
WishlistItem (Beta)	2766
WorkAccess	2767
WorkAccessShare	2768
WorkBadge	2770
WorkBadgeDefinition	2772
WorkCoaching	2776
WorkFeedback	2778
WorkFeedbackQuestion	2779
WorkFeedbackQuestionSet	2782
WorkFeedbackRequest	2783
WorkGoal	2789
WorkGoalCollaborator	2795
WorkGoalCollaboratorHistory	2797

## Contents

WorkGoalHistory	2798
WorkGoalLink	2799
WorkGoalShare	2800
WorkOrder	2801
WorkOrderHistory	2814
WorkOrderLineItem	2815
WorkOrderLineItemHistory	2826
WorkOrderLineItemStatus	2827
WorkOrderShare	2829
WorkOrderStatus	2830
WorkPerformanceCycle	2832
WorkReward	2834
WorkRewardFund	2837
WorkRewardFundType	2839
WorkThanks	2842
WorkType	2844
WorkTypeGroup	2848
WorkTypeGroupMember	2850
<b>Chapter 3: Custom Objects</b>	<b>2852</b>
Custom Metadata Type__mdt	2852
Custom Object__c	2854
Custom Object__Feed	2858
<b>Chapter 4: Associated Objects (Feed, History, OwnerSharingRule, and Share Objects)</b>	<b>2866</b>
StandardObjectNameFeed	2866
StandardObjectNameHistory	2877
StandardObjectNameOwnerSharingRule	2882
StandardObjectNameShare	2887
<b>Chapter 5: Data Model</b>	<b>2892</b>
Sales Objects	2893
Task and Event Objects	2894
Support Objects	2895
Document, Note, and Attachment Objects	2896
User, Sharing, and Permission Objects	2897
User Email Objects	2898
Profile and Permission Objects	2899
Record Type Objects	2901
Product and Schedule Objects	2902
Sharing and Team Selling Objects	2903
Forecasts Objects	2903
Territory Management 2.0 Objects	2904

## Contents

Territory Management .....	2905
Process Objects .....	2907
Content Objects .....	2908
ContentNote Objects .....	2908
Chatter Objects .....	2909
Chatter Feed Objects .....	2911
Salesforce Knowledge Objects .....	2911
Consent Management Objects .....	2914
WDC Badge and Reward Objects .....	2915
WDC Feedback and Performance Cycle Objects .....	2916
<b>INDEX</b> .....	<b>2917</b>

# CHAPTER 1 Object Basics

## In this chapter ...

- [Primitive Data Types](#)
- [Field Types](#)
- [Compound Fields](#)
- [API Data Types and Salesforce Field Types](#)
- [Required Fields](#)
- [System Fields](#)
- [API Field Properties](#)
- [Custom Fields](#)
- [Custom Object Behavior](#)
- [External Objects](#)
- [Big Objects](#)
- [Relationships Among Objects](#)
- [Factors that Affect Data Access](#)

Generally speaking, API objects represent database tables that contain your organization's information. For example, the central object in the Salesforce data model represents accounts—companies and organizations involved with your business, such as customers, partners, and competitors. The term “record” describes a particular occurrence of an object (such as a specific account like “IBM” or “United Airlines” that is represented by an Account object). A record is analogous to a row in a database table.

Objects already created for you by Salesforce are called standard objects. Objects you create in your organization are called custom objects. Objects you create that map to data stored outside your organization are called external objects.

While this document describes all of the objects available in the API, your applications work with only the objects that you are authorized to access. Programmatic access to objects is determined by the objects defined in your organization, your organization configuration, your user permissions and access settings (which are configured by your organization's system administrator), your data sharing model, and other factors related specifically to the object.



Most of the objects accessible through the API are read-write objects. However, there are a few objects that are read-only. This fact is noted in the description for the object.


For details about the data types and size restrictions for each object's fields, see the [Salesforce Field Reference Guide](#).

## Primitive Data Types

---

The API uses the following primitive data types:

Value	Details
base64	Base 64-encoded binary data. Fields of this type are used for storing binary files in Attachment records, Document records, and Scontrol records. In these objects, the <code>Body</code> or <code>Binary</code> field contains the (base64 encoded) data, while the <code>BodyLength</code> field defines the length of the data in the <code>Body</code> or <code>Binary</code> field. In the Document object, you can specify a URL to the document instead of storing the document directly in the record.
boolean	Boolean fields have one of these values: <code>true</code> (or 1), or <code>false</code> (or 0).
byte	A set of bits.
date	<p>Date data. Fields of this type contain date values, such as <code>ActivityDate</code> in the Event object. Unlike <code>dateTime</code> fields, date fields contain no time value—the time portion of a date field is not relevant and is always set to midnight in the Coordinated Universal Time (UTC) time zone.</p> <p>If you specify a date value in a query, you can filter on date fields only.</p>
dateTime	<p>Date/time values (timestamps). Fields of this type handle date/time values (timestamps), such as <code>ActivityDateTime</code> in the Event object or the <code>CreatedDate</code>, <code>LastModifiedDate</code>, or <code>SystemModstamp</code> in many objects. Regular <code>dateTime</code> fields are full timestamps with a precision of one second. They are always transferred in the Coordinated Universal Time (UTC) time zone. In your client application, you might need to translate the timestamp to or from a local time zone.</p> <p>If you specify a <code>dateTime</code> value in a query, you can filter on <code>dateTime</code> fields only.</p> <p>Development tools differ in the way that they handle time data. Some development tools report the local time, while others report only the Coordinated Universal Time (UTC) time zone. To determine how your development tool handles time values, refer to its documentation.</p> <p> <b>Note:</b> The Event object has a <code>DurationInMinutes</code> field that specifies the number of minutes for an event. Even though this is a temporal value, it is an integer type—not a <code>dateTime</code> type.</p>
double	<p>Double values. Fields of this type can contain fractional portions (digits to the right of the decimal place), such as <code>ConversionRate</code> in <code>CurrencyType</code>. In the API, all non-integer values (such as <a href="#">Currency Field Type</a> and <a href="#">Percent Field Type</a>) contain values of type double. Some restrictions may be applied to double values:</p> <ul style="list-style-type: none"> <li><code>scale</code>: Maximum number of digits to the right of the decimal place.</li> <li><code>precision</code>: Total number of digits, including those to the left and the right of the decimal place</li> </ul> <p>The maximum number of digits to the left of the decimal place is equal to <code>precision</code> minus <code>scale</code>. In the online application, <code>precision</code> is defined differently—it is the maximum number of digits allowed to the left of the decimal place.</p> <p>Values can be stored in scientific notation if the number is large enough (or, for negative numbers, small enough), as indicated by the <a href="#">W3C XML Schema Part 2: Datatypes Second Edition specification</a>.</p> <p> <b>Warning:</b> When the user sets the precision in custom fields in the Salesforce application, it displays the precision set by the user, even if the user enters a more precise value than defined for those</p>

Value	Details
	fields. However, when you set the precision in custom fields using the API, no rounding occurs when the user retrieves the number field.
int	Fields of this type contain numbers with no fractional portion (digits to the right of a decimal place), such as the <code>NumberOfEmployees</code> in an <code>Account</code> . For integer fields, the <code>digits</code> field specifies the maximum number of digits that an integer can have.
string	<p>Character strings. Fields that are of data type <code>string</code> contain text and some have length restrictions depending on the data being stored. For example, in the <code>Contact</code> object, the <code>FirstName</code> field is 40 characters, the <code>LastName</code> field is 80 characters, the <code>MailingStreet</code> is 255 characters.</p> <p> <b>Note:</b> For fields that contain strings, behavior is different beginning with API version 15.0. In API versions previous to 15.0, if you specify a value for a field, and that value is too large, the value is truncated. For API version 15.0 and later, if a value is specified that is too large, the operation fails and the fault code <code>STRING_TOO_LONG</code> is returned. <code>AllowFieldTruncationHeader</code> allows you to specify that the previous behavior, truncation, be used instead of the new behavior in API versions 15.0 and later. This header has no effect in versions 14.0 and earlier. The affected fields are: <code>anyType</code>, <code>email</code>, <code>encryptedstring</code>, <code>multipicklist</code>, <code>phone</code>, <code>picklist</code>, <code>string</code>, and <code>textarea</code>.</p>
time	<p>Time values. Fields of this type handle time values, such as <code>FridayEndTime</code> in the <code>BusinessHours</code> object, with a precision of one millisecond.</p> <p>Development tools differ in the way that they handle time data. Some development tools report the local time, while others report only the Coordinated Universal Time (UTC) time zone. To determine how your development tool handles time values, refer to its documentation.</p>

These data types are used in the SOAP messages that are exchanged between your client application and the API. When writing your client application, follow the data typing rules defined for your programming language and development environment. Your development tool handles the mapping of typed data in your programming language with these SOAP data types.

The primitive data types are:

- specified in the World Wide Web Consortium's publication *XML Schema Part 2: Data Types* at the following URL: <http://www.w3.org/TR/xmlschema-2/>.
- enumerated in the `SOAPType` field of the Field type, which is described in the `fields` property of the `DescribeSObjectResult`.


Primitive types are used as a standardized way to define, send, receive, and interpret basic data types in the SOAP messages exchanged between client applications and the API. In addition, primitive data types are interpreted in a Salesforce-specific way, which is useful for display formatting and for numeric conversion (adding values of different currencies).



For example, Salesforce chooses to interpret a double value passed via SOAP as a `double` in a number of possible ways, depending on the field definition. If the field type for that data is currency, Salesforce handles the display of the data by prepending it with a currency symbol and inserting a decimal for precision. Similarly, if the field type is percent, Salesforce handles the display of the data by appending a percent sign (%). Regardless of the field type, however, the value is sent in the SOAP message as a double.

The API uses data types called field types that are defined in the WSDLs. For more information, see [Field Types](#).

## Field Types

In addition to the primitive data types, the API defines the following data types for fields:

 **Note:** For fields that contain strings, behavior is different beginning with API version 15.0. In API versions previous to 15.0, if you specify a value for a field, and that value is too large, the value is truncated. For API version 15.0 and later, if a value is specified that is too large, the operation fails and the fault code `STRING_TOO_LONG` is returned. `AllowFieldTruncationHeader` allows you to specify that the previous behavior, truncation, be used instead of the new behavior in API versions 15.0 and later. This header has no effect in versions 14.0 and earlier. The affected fields are: `anyType`, `email`, `encryptedstring`, `multipicklist`, `phone`, `picklist`, `string`, and `textarea`.


Field Type	What the Field Contains
address	A compound data type that contains address field data. See <a href="#">Address Compound Fields</a> .
anyType	Polymorphic data type that returns string, picklist, reference, Boolean, currency, int, double, percent, ID, date, datetime, url, or email data depending on the kind of field involved. See <a href="#">AnyType Field Type</a> .
calculated	Fields that are defined by a formula. See <a href="#">Calculated Field Type</a> .
combobox	A combobox, which includes a set of enumerated values and allows the user to specify a value not in the list. See <a href="#">ComboBox Field Type</a> .
currency	Currency values. See <a href="#">Currency Field Type</a> .
DataCategoryGroupReference	Reference to a data category group or a category unique name. See <a href="#">DataCategoryGroupReference Field Type</a> .
email	Email addresses. See <a href="#">Email Field Type</a> .
encryptedstring	Encrypted text fields contain any combination of letters, numbers, or symbols that are stored in encrypted form. You can set a maximum length of up to 175 characters. Available in API versions 11.0 and later.
ID	<p>Primary key field for the object. See <a href="#">ID Field Type</a>.</p> <p> <b>Note:</b> Most Web services tools, including .NET and WSC, map the ID simple type defined in the API WSDL (Enterprise or Partner) to a string. However, other tools generate a specific ID class to represent the ID simple type. Consult your Web services toolkit documentation for more information.</p>
JunctionIdList	<p>A string array of referenced ID values that represent the many-to-many relationship of an underlying junction entity. Query and manipulate the string array to query and manipulate the underlying junction entities in a single API call. See: <a href="#">JunctionIdList Field Type</a></p> <p> <b>Warning:</b> Adding a <code>JunctionIdList</code> field name to the <code>fieldsToNull</code> property deletes all related junction records. This action can't be undone.</p>
location	A compound data type that contains latitude and longitude values for geolocation fields. See <a href="#">Geolocation Compound Field</a> .
masterrecord	When records are merged, the ID of the record that is saved (the other records are deleted).
multipicklist	Multi-select picklists, which include a set of enumerated values from which multiple values can be selected. See <a href="#">Multi-Select Picklist Field Type</a> .
percent	Percentage values. See <a href="#">Percent Field Type</a> .



Field Type	What the Field Contains
phone	Phone numbers. Values can include alphabetic characters. Client applications are responsible for phone number formatting. See <a href="#">Phone Field Type</a> .
picklist	Picklists, which include a set of enumerated values from which one value can be selected. See <a href="#">Picklist Field Type</a> .
reference	Cross-references to a different object. Analogous to a foreign key field in SQL. See <a href="#">Reference Field Type</a> .
textarea	String that is displayed as a multiline text field. See <a href="#">Textarea Field Type</a> .
url	URL values. Client applications commonly display URLs as hyperlinks. See <a href="#">URL Field Type</a> .

These field types extend [primitive data types](#). Many of these field types follow common data typing conventions that are made explicit in their metadata. However, certain field types have unique characteristics that you must understand before using them in your client application.

These field types apply to both standard and custom fields. They are enumerated in the `type` field of the `Field` type, which is described in the `fields` property of the `DescribeSObjectResult`.

 **Note:** Some numeric fields have precision and scale limits. In addition, certain text fields have length restrictions. These restrictions are enforced when you `create()` or `update()` objects. However, the API can return data that does not meet these restrictions.

## AnyType Field Type

The `anyType` field type is dynamic and returns `string`, `date`, `number`, or `boolean` data depending on the kind of field involved. For example, the element in a SOAP message has an  `xsi:type="xsd:string"`  attribute if the field is of type `string`. This field type is used in history objects for the `NewValue` and `OldValue` fields. It is also a valid field type for `fieldType` and `soapType`.

 **Note:** Most SOAP toolkits automatically deserialize this element into the correct native type.

## Calculated Field Type

Calculated fields are read-only fields in the API. These fields are defined by a formula, which is an algorithm that derives its value from other fields, expressions, or values. You can filter on these fields in SOQL, but you don't replicate these fields. The length of text calculated fields is 3900 characters or less—anything longer is truncated.

Calculated fields are called formula fields in the Salesforce user interface.

## ComboBox Field Type

A combobox is a picklist that also allows users to type a value that is not already specified in the list. A combobox is defined as a string value.

## Currency Field Type

Currency fields contain currency values, such as the `ExpectedRevenue` field in a Campaign, and are defined as type `double`.

For organizations that have the multicurrency option enabled, the `CurrencyIsoCode` field is defined for any object that can have currency fields. The `CurrencyIsoCode` field and currency fields are linked in a special way. On any specific record, the `CurrencyIsoCode` field defines the currency of that record. Therefore, the values of all currency fields on that record are expressed in that currency.

For most cases, clients do not need to consider the linking of the `CurrencyIsoCode` field and the currency fields on an object. However, consider the following:

- The `CurrencyIsoCode` field exists only for those organizations that have enabled multicurrency support.
- When displaying the currency values in a user interface, it is preferred to prepend each currency value with its `CurrencyIsoCode` value and a space separator.
- The `CurrencyIsoCode` field is a restricted picklist field. The set of allowable values, defined in the `CurrencyType` object, can vary from organization to organization. Attempting to set it to a value that is not defined for an organization causes the operation to be rejected.
- If you update the `CurrencyIsoCode` field on an object, it implicitly converts all currency values on that object to the new currency code. The field uses the conversion rates that are defined for that organization in the Salesforce user interface. If you specify currency values in that same `update()` call, the new currency values you specify are interpreted in the new `CurrencyIsoCode` field value, without conversion.
- The picklist values in a `CurrencyIsoCode` field do not exactly match the labels displayed in Salesforce.

To perform currency conversions, client applications can look up the `CurrencyIsoCode` in the `CurrencyType` object.

## DataCategoryGroupReference Field Type

A data category group has categories that classify articles in Salesforce Knowledge and questions in the Answers feature. Every article and question object has two fields of type `DataCategoryGroupReference` which contain the category group and category unique name. You can use the `describeDataCategoryGroups()` and `describeDataCategoryGroupStructures()` calls to retrieve the category groups and categories associated to these objects.

## Email Field Type

Email fields contain email addresses. Client applications are responsible for specifying valid and properly formatted email addresses in `create()` and `update()` calls.

## ID Field Type

With rare exceptions, all objects in the API have a field of type ID. The field is named `Id` and contains a unique identifier for each record in the object. It is analogous to a primary key in relational databases. When you `create()` a new record, the Web service generates an ID value for the record, ensuring that it is unique within your organization's data. You cannot use the `update()` call on ID fields. Because the ID value stays constant over the lifetime of the record, you can refer to the record by its ID value in subsequent API calls. Also, the ID value contains a three-character code that identifies the object type, which client applications can retrieve via the `describeSObjects()` call.

In addition, certain objects, including custom objects, have one or more fields of type `reference` that contain the ID value for a related record. These fields have names that end in the suffix "Id", for example, `OwnerId` in the account object. `OwnerId` contains the ID of the user who owns that object. Unlike the field named `Id`, `reference` fields are analogous to foreign keys and can be changed via the `update()` call. For more information, see [Reference Field Type](#).

Some API calls, such as `retrieve()` and `delete()`, accept an array of IDs as parameters—each array element uniquely identifies the row to retrieve or delete. Similarly, the `update()` call accepts an array of `sObject` records—each `sObject` contains an `Id` field that uniquely identifies the `sObject`.

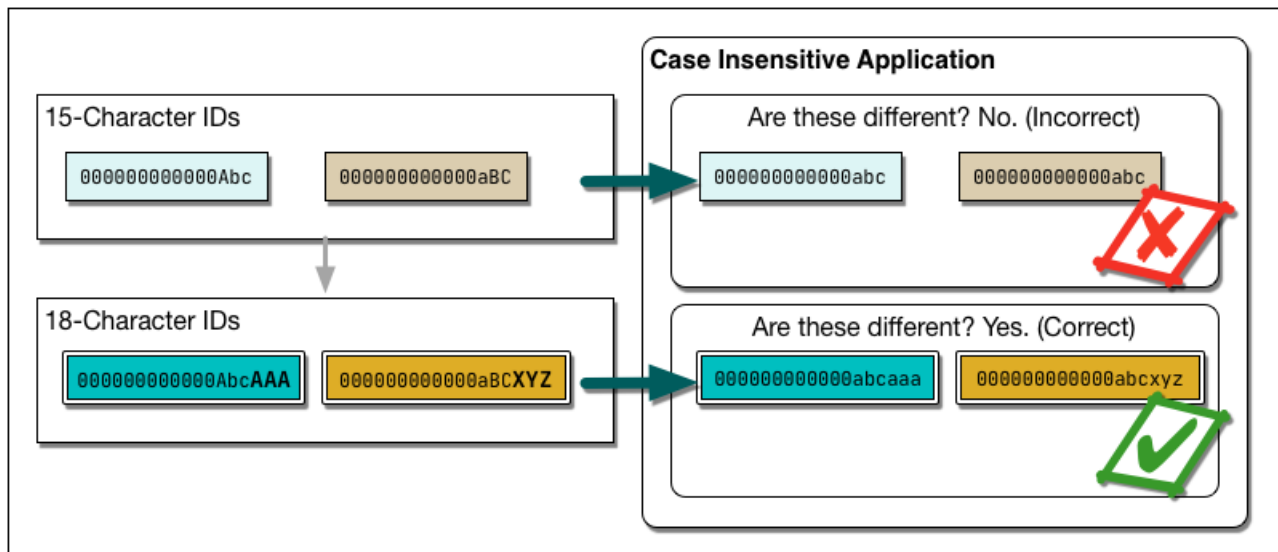
**Note:** Most Web services tools, including .NET and WSC, map the ID simple type defined in the API WSDL (Enterprise or Partner) to a string. However, other tools generate a specific ID class to represent the ID simple type. Consult your web services toolkit documentation for more information.

### 15-Character and 18-Character IDs, and Case Sensitivity

Salesforce IDs are often represented by 15-character, base-62, strings. Each of the 15 characters can be a numeric digit (0-9), a lowercase letter (a-z), or an uppercase letter (A-Z). These 15-character IDs are *case-sensitive*. To Salesforce, `000000000000Abc` is not the same as `000000000000aBC`.

Don't use 15-character IDs in case-insensitive applications like Microsoft Access™. These applications incorrectly consider `000000000000Abc` to be the same as `000000000000aBC`.

To avoid these issues, all API calls return 18-character IDs that are *case-safe*, meaning that they will be compared correctly by case-insensitive applications. The extra 3 characters at the end of the ID encode the case of the preceding 15 characters. Use 18-character IDs in all API calls when creating, editing, or deleting data.



**Note:** 18-character IDs are *case-safe*, but not *case-insensitive*. In other words, if you manually change the case of an 18-character ID, Salesforce detects that the three extra characters do not match the case of the preceding characters and returns an error.



## Multi-Select Picklist Field Type

Multi-select picklist fields contain a list of one or more items from which a user can choose multiple items. One of the items can be configured as the default item. Selections are maintained as a string containing a series of attributes delimited by semicolons. For example, a query can return the values of a multivalued picklist as “first value; second value; third value”. For information on querying multi-select picklists, see Querying Multi-Select Picklists in the [Salesforce SOQL and SOSL Reference Guide](#).

## Percent Field Type

Percent fields contain percent values. Percent fields are defined as type double.

## Phone Field Type

Phone fields contain phone numbers, which can include alphabetic characters. Client applications are responsible for phone number formatting.

## Picklist Field Type

Picklist fields contain a list of one or more items from which a user chooses a single item. They display as dropdown lists in the Salesforce user interface. One of the items can be configured as the default item.

In the Field object associated with the DescribeSObjectResult, the `restrictedPicklist` field defines whether the field is a restricted picklist or not. The API does not enforce the list of values for advisory (unrestricted) picklist fields on `create()` or `update()`. When inserting an unrestricted picklist field that does not have a PicklistEntry, the system creates an “inactive” picklist value. This value can be promoted to an “active” picklist value by adding the picklist value in the Salesforce user interface.

When creating new, inactive picklists, the API checks to see if there is a match. This check is case-insensitive.

In the Field object associated with the DescribeSObjectResult, the `picklistValues` field contains an array of items (PicklistEntry objects). Each PicklistEntry defines the item’s label, value, and whether it is the default item in the picklist (a picklist has no more than one default value).

Enumerated fields support localization of the labels to the language of the user. For example, for the `Industry` field on an Account, the value “Agriculture” can be translated to various languages. The enumerated field values are fixed and do not change with a user’s language. However, each value may have a specified “label” field that provides the localized label for that value. Always use the value when inserting or updating a field. The `query()` call always returns the value, not the label. Use the corresponding label for a value in the describeSObjectResult when displaying the value to the user in any user interface.

The API supports the retrieval of the certain picklists in the following objects: CaseStatus, ContractStatus, LeadStatus, OpportunityStage, PartnerRole, SolutionStatus, TaskPriority, and TaskStatus. Each object represents a value in the respective picklist. These picklist entries always specify some other piece of information, such as whether the status is converted. Your client application can invoke the `query()` call on any of these objects (such as CaseStatus) to retrieve the set of values in the picklist. The application can then use that information while processing other objects (such as Case objects) to find more information about those objects (such as a given case). These objects are read-only via the API. To modify items in picklists, you must use the Salesforce user interface.

## Reference Field Type

A reference field contains an `Id` value that points to a unique record (usually the parent record) on another object. A reference field is analogous to the concept of a foreign key in relational databases. The name of a reference field ends, by convention, with the letters `Id` (such as `CaseId` or `OpportunityId`). For example, in the OpportunityCompetitor object, the `OpportunityId` field is a reference field that points to the Opportunity object. It contains an ID value that uniquely identifies an Opportunity record.

Sometimes, an object can refer to another object of its same type. For example, an Account can have a parent link that points to another Account.

The Event and Task objects both have `whoId` and `whatId` cross-reference ID fields. Each of these cross-reference fields can point to one of several other objects. The `whoId` field can point to a Contact or Lead, and the `whatId` field can point to an Account, Opportunity, Campaign, or Case. In addition, if the `whoId` field refers to a Lead, then the `whatId` field must be empty.

You can describe and query each cross-referenced object. When you query a cross-reference ID field, it returns an object ID of the appropriate type. You can then query that ID to get additional information about the object, using the ID in the `id` field for that query.

The cross-reference ID field value is either:

- a valid record in your organization, or
- an empty value, which indicates an empty reference

The cross-reference ID field value, if non-`null`, is guaranteed to be an object in your organization. However, it is not guaranteed that you can query that object. Users with the “View All Data” permission can always query that object. Other users can be restricted from viewing or editing the referenced object.

When specifying a value for a cross-reference ID field in a `create()` or `update()` call, the value must be a valid value of type ID, and the user must have appropriate access to that object. The exact requirements vary from field to field.

## Textarea Field Type

Textarea fields contain text that can be longer than 4000 bytes. Unlike string fields, textarea fields cannot be specified in the WHERE clause of a `queryString` of a `query()` call. To filter records on this field, you must do so while processing records in the `QueryResult`. For fields with this restriction, its `filterable` field in the Field type (described in the `fields` property of the `DescribeSObjectResult`) is `false`.

## URL Field Type

URL fields contain URLs. Client applications are responsible for specifying valid and properly formatted URLs in `create()` and `update()` calls.

## Compound Fields

---

Compound fields group together multiple elements of primitive data types, such as numbers or strings, to represent complex data types, such as a location or an address. Compound fields are an abstraction that can simplify application code that handles the values, leading to more concise, understandable code.

Address compound fields are available in the SOAP and REST APIs in API version 30.0 and later. Geolocation fields are available in the SOAP and REST APIs in API version 26.0 and later, with some limitations on SOAP for API versions below 30.0.

Compound fields are accessible as a single, structured field, or as individual component fields. The values contained within the compound field and the values in individual fields both map to the same underlying data stored in Salesforce; they always have identical values.

Code that references individual component fields is unaffected by the new compound fields.

Compound fields are read-only. Changes are performed by writing to the individual component fields. This maintains a single, consistent method for performing updates, and avoids the possibility of conflicts. For example, if both the `BillingAddress` compound field and `BillingCity` individual component field were updated in the same API call, it would be unclear which value should be saved.

Compound fields are available only through the SOAP and REST APIs. Compound fields are described in both the Enterprise and Partner WSDLs. Update your WSDL to at least API 30.0 to access the new compound data types.

### Address Compound Fields

Standard addresses—addresses built into standard objects in Salesforce—are accessible in the SOAP and REST APIs as an `Address`, a structured compound data type, as well as individual address elements.

### Geolocation Compound Field

Geolocation fields are accessible in the SOAP and REST APIs as a `Location`—a structured compound data type—or as individual latitude and longitude elements.

### Compound Field Considerations and Limitations

Address and geolocation compound fields are convenient and result in more concise, clear code. Here are some things to consider when using them in your apps.

## Address Compound Fields


Standard addresses—addresses built into standard objects in Salesforce—are accessible in the SOAP and REST APIs as an `Address`, a structured compound data type, as well as individual address elements.

The `Address` type extends the `Location` type, the data type used for compound geolocation fields. Using API 30.0 and later, standard addresses are available in the SOAP and REST APIs as a compound field of type `Address`, a structured data type that combines the following fields.

Field	Type	Description
<code>Accuracy</code>	picklist	Accuracy level of the geocode for the address. For example, this field is known as <code>MailingGeocodeAccuracy</code> on <code>Contact</code> .
<code>City</code>	string	The city detail for the address. For example, this field is known as <code>MailingCity</code> on <code>Contact</code> .
<code>Country</code>	string	The country detail for the address. For example, this field is known as <code>MailingCountry</code> on <code>Contact</code> .
<code>CountryCode</code>	picklist	The ISO country code for the address. For example, this field is known as <code>MailingCountryCode</code> on <code>Contact</code> . <code>CountryCode</code> is always available on compound address fields, whether or not state and country picklists are enabled in your organization.
<code>Latitude</code>	double	Used with <code>Longitude</code> to specify the precise geolocation of the address. For example, this field is known as <code>MailingLatitude</code> on <code>Contact</code> .
<code>Longitude</code>	double	Used with <code>Latitude</code> to specify the precise geolocation of the address. For example, this field is known as <code>MailingLongitude</code> on <code>Contact</code> .
<code>PostalCode</code>	string	The postal code for the address. For example, this field is known as <code>MailingPostalCode</code> on <code>Contact</code> .
<code>State</code>	string	The state detail for the address. For example, this field is known as <code>MailingState</code> on <code>Contact</code> .
<code>StateCode</code>	picklist	The ISO state code for the address. For example, this field is known as <code>MailingStateCode</code> on <code>Contact</code> . <code>StateCode</code> is always available on compound address fields, whether or not state and country picklists are enabled in your organization.

Field	Type	Description
Street	textarea	The street detail for the address. For example, this field is known as <code>MailingStreet</code> on <code>Contact</code> .

Address fields are provided on many standard objects, such as `Account`, `Contact`, `Quote`, and `User`. Some objects provide fields for multiple addresses. For example, `Account` provides for four different addresses. In this case, address field names are prefixed with the type of address, for example, `BillingAddress`, `ShippingAddress`, and so on.

 **Note:** Standard address compound fields are read-only, and are only accessible using the SOAP and REST APIs. See [Compound Field Considerations and Limitations](#) on page 15 for additional details of the restrictions this imposes.

When an address is geocoded, its latitude and longitude fields are populated with coordinates. A related geolocation field is also populated. Typically, geocoding service providers geocode addresses, and rate the accuracy of the geocodes.

The accuracy subfield `GeocodeAccuracy` stores the accuracy data for a geocoded location. External geolocation apps can get the accuracy level of a geocoded address via the API. When you retrieve an address via the API, any accuracy data is included. You can also retrieve the accuracy information by itself, if needed.

Like its parent, the compound `Address` field, the `GeocodeAccuracy` field is only available for standard address fields on standard objects.

## Retrieving Compound Address Fields

Using compound fields can simplify code that works with addresses, especially for SOQL queries. SOQL `SELECT` clauses can reference addresses directly, instead of all of the individual component fields.

```
SELECT Name, BillingAddress
FROM Account
```

To write code that's compatible with API versions before 30.0, as well as API 30.0 and above, use the individual fields:

```
SELECT Name, BillingStreet, BillingCity, BillingState, BillingPostalCode,
       BillingCountry, BillingLatitude, BillingLongitude
FROM Account
```

Compound address field values are returned as a structured data type, `Address`. Code that works with compound address fields needs to reference the individual components of the returned value. See the code sample below.

### Example: Retrieve a Standard Address Compound Field with the SOAP API

The following Java method uses the Salesforce SOAP API to retrieve and display the Mailing Address for a list of contacts.

```
// Modified version of code in the SOAP API QuickStart
private void querySample() {
    String soqlQuery = "SELECT FirstName, LastName, MailingAddress FROM Contact";
    try {
        QueryResult qr = connection.query(soqlQuery);
        boolean done = false;

        if (qr.getSize() > 0) {
            System.out.println("\nLogged-in user can see "
                + qr.getRecords().length + " contact records.");

            while (!done) {
```



```

System.out.println("");
SObject[] records = qr.getRecords();
for (int i = 0; i < records.length; ++i) {
    Contact con = (Contact) records[i];
    String fName = con.getFirstName();
    String lName = con.getLastName();

    // Access the compound address field MailingAddress
    Address addr = (Address) con.getMailingAddress();
    String streetAddr = "";
    if (null != addr) streetAddr = addr.getStreet();

    if (fName == null) {
        System.out.println("Contact " + (i + 1) + ": " + lName +
            " -- " + streetAddr);
    } else {
        System.out.println("Contact " + (i + 1) + ": " + fName +
            " " + lName +
            " -- " + streetAddr);
    }
}

if (qr.isDone()) {
    done = true;
} else {
    qr = connection.queryMore(qr.getQueryLocator());
}
} else {
    System.out.println("No records found.");
}
} catch (ConnectionException ce) {
    ce.printStackTrace();
}
}

```


## Using Compound Address Fields as Locations

Compound address fields include latitude and longitude fields. Address fields can be used as locations in SOQL WHERE and ORDER BY clauses. For example, here's a SOQL query that uses the GEOLOCATION function to retrieve the 10 accounts closest to San Francisco.

```

SELECT Id, Name, BillingAddress
FROM Account
WHERE DISTANCE(BillingAddress, GEOLOCATION(37.775,-122.418), 'mi') < 20
ORDER BY DISTANCE(BillingAddress, GEOLOCATION(37.775,-122.418), 'mi')
LIMIT 10

```

 **Note:** In Developer, Professional, Enterprise, Unlimited, and Performance editions, Salesforce can automatically add or update geolocation fields for Account, Contact, Lead, and WorkOrder records. To use this feature, your administrator must enable the geo data integration rule for each object. For all other objects and editions, set values for latitude and longitude by using SOQL, Workbench, SOAP or REST API, or a geocoding service. You can then use address fields as locatable values. To find geocoding services, search AppExchange.

## Geolocation Compound Field

Geolocation fields are accessible in the SOAP and REST APIs as a `Location`—a structured compound data type—or as individual latitude and longitude elements.

In API versions 26.0 and later, geolocation fields are available in the SOAP and REST APIs as a compound field of type `Location`. This structured data type contains the following fields.

- `latitude`
- `longitude`

 **Note:** SOAP calls that use API versions earlier than 30.0 return geolocation compound values as strings. See “Returned Geolocation Data Types” later in this topic.

Geolocation fields are provided on many standard objects, such as `Account`, `Contact`, `Quote`, and `User`, as part of their address field or fields. Geolocation fields can also be added as custom fields to standard or custom objects.

 **Note:**

- A geolocation compound field is read-only, although its `latitude` and `longitude` subfields are editable. You can only access compound fields using the SOAP or REST API. For more information about working with compound fields and their subfields, see [Compound Field Considerations and Limitations](#) on page 15.
- Although geolocation fields appear as a single field in the user interface, custom geolocation fields count as *three* custom fields towards your organization’s limits: one for latitude, one for longitude, and one for internal use.

## Retrieving Compound Geolocation Fields

Using compound fields can simplify code that works with geolocations, especially for SOQL queries. SOQL `SELECT` clauses can reference geolocations directly, instead of the individual component fields.

```
SELECT location__c
FROM Warehouse__c
```

To write code that’s compatible with API versions earlier than 26.0 and with API versions 26.0 and later, use the individual latitude and longitude fields.

```
SELECT location__latitude__s, location__longitude__s
FROM Warehouse__c
```

## Returned Geolocation Data Types

A compound geolocation field value is returned as the structured data type `Location`. Code that works with compound geolocation fields must reference the individual components of the returned value. See the sample code in [Address Compound Fields](#) on page 12.

In API versions earlier than 30.0, SOAP calls return compound geolocation field values as strings, instead of as a structured data type, for backward compatibility. If you plan to display your latitude and longitude values or pass them to a service that expects strings, use the values that are returned. If you plan to use the values in mathematical calculations or pass them to a map service that expects numbers, cast the results to numbers.

The string value format is:

```
API location: [latitudeValue longitudeValue]
```

An example of a regular expression to parse out the latitude and longitude values is:

```
API location: \[ ([-+]? \d{1,2} ([.] \d+)? ) ([-+]? \d{1,3} ([.] \d+)? ) ]
```

The first capture is the latitude, and the third is the longitude.

## Compound Field Considerations and Limitations

Address and geolocation compound fields are convenient and result in more concise, clear code. Here are some things to consider when using them in your apps.

Both address and geolocation compound fields have the following limitations.

- Compound fields are read-only. To update field values, modify the individual field components.
- Compound fields are accessible only through the SOAP and REST APIs. The compound versions of fields aren't accessible anywhere in the Salesforce user interface.
- Although compound fields can be queried with the `Location` and `Address` Apex classes, they're editable only as components of the actual field. Read and set geolocation field components by appending "`__latitude__s`" or "`__longitude__s`" to the field name, instead of the usual "`__c`." For example:

```
Double theLatitude = myObject__c.aLocation__latitude__s;
myObject__c.aLocation__longitude__s = theLongitude;
```

You can't access or set the compound value.

- You can't use compound fields in Visualforce—for example, in an `<apex:outputField>`. To access or update field values, use the individual field components.
- If you select compound fields for export in the Data Loader, they cause error messages. To export values, use individual field components.
- Custom geolocation and location fields on standard addresses aren't supported with email templates.
- You can't use compound fields in lookup filters, except to filter distances that are within or not within given ranges. You can use distance lookup filters only in the Metadata API.
- The only formula functions that you can use with compound fields are `ISBLANK`, `ISCHANGED`, and `ISNULL`. You can't use `BLANKVALUE`, `CASE`, `NULLVALUE`, `PRIORVALUE`, or the equality and comparison operators with compound fields. The equality and comparison operators include `=` and `==` (equal), `<>` and `!=` (not equal), `<` (less than), `>` (greater than), `<=` (less than or equal), `>=` (greater than or equal), `&&` (AND), and `||` (OR).

Address compound fields have the following limitations.

- Compound address fields are available only for address fields that exist as part of the standard objects included in Salesforce. You can't create custom compound address fields.
- In Developer, Professional, Enterprise, Unlimited, and Performance editions, Salesforce can automatically add or update geolocation fields for Account, Contact, Lead, and WorkOrder records. To use this feature, your administrator must enable the geo data integration rule for each object. For all other objects and editions, set values for latitude and longitude by using SOQL, Workbench, SOAP or REST API, or a geocoding service. You can then use address fields as locatable values. To find geocoding services, search AppExchange.
- The accuracy subfield of address fields is populated only when an address is geocoded. Typically, geocoding service providers provide accuracy data for an address's latitude and longitude coordinates.
- Address fields can't be used in `WHERE` statements in SOQL. Address fields aren't filterable, but the `isFilterable()` method of the `DescribeFieldResult` Apex class erroneously returns `true` for address fields.

Geolocation compound fields have the following limitations.

- Geolocation fields aren't supported in custom settings.

- Geolocation fields aren't available in dashboards or Schema Builder.
- Geolocation fields are available in Visual Workflow and in formula-based workflow and approvals, but they can't be used in filter-based workflow updates and approvals.
- `DISTANCE` formulas are supported in:
  - Entry criteria for workflow rules and approval processes
  - Field update actions in workflow rules and approval processes
  - Custom validation rules
  - Lookup filters (in the Metadata API only)
- Geolocation fields and latitude and longitude on standard addresses aren't supported in Salesforce to Salesforce.
- In Developer, Professional, Enterprise, Unlimited, and Performance editions, Salesforce can automatically add or update geolocation fields for Account, Contact, Lead, and WorkOrder records. To use this feature, your administrator must enable the geo data integration rule for each object. For all other objects and editions, set values for latitude and longitude by using SOQL, Workbench, SOAP or REST API, or a geocoding service. You can then use address fields as locatable values. To find geocoding services, search AppExchange.
- Geolocation fields are supported in SOQL with the following limitations.
  - `DISTANCE` and `GEOLOCATION` are supported in `WHERE` and `ORDER BY` clauses in SOQL, but not in `GROUP BY`. `DISTANCE` is supported in `SELECT` clauses.
  - `DISTANCE` supports only the logical operators `>` and `<`, returning values within (`<`) or beyond (`>`) a specified radius.
  - When using the `GEOLOCATION` function in SOQL queries, the geolocation field must precede the latitude and longitude coordinates. For example, `DISTANCE(warehouse_location__c, GEOLOCATION(37.775,-122.418), 'km')` works but `DISTANCE(GEOLOCATION(37.775,-122.418), warehouse_location__c, 'km')` doesn't work.
  - Apex bind variables aren't supported for the units parameter in the `DISTANCE` function. This query doesn't work.

```
String units = 'mi';
List<Account> accountList =
  [SELECT ID, Name, BillingLatitude, BillingLongitude
   FROM Account
   WHERE DISTANCE(My_Location_Field__c, GEOLOCATION(10,10), :units) < 10];
```

For more information and examples, see the [SOQL and SOSL Reference](#).

## API Data Types and Salesforce Field Types

Generally, API data types and field types in the user interface have the same names. For example, a date field is represented by a date data type in the API. However, some field types are represented differently depending on whether you are inspecting an object via the API or the user interface. The following table contains the mapping for field types and data types that are different:

API Data Type	Corresponding Field Types in the User Interface
ID	Lookup relationship, master-detail relationship
string	Auto number, email, phone, picklist, multi-select picklist, text, text area, long text area, rich text area, data category group reference and URL. Different maximum lengths are specified in the WSDL for text, text area, and long text area.
boolean	Checkbox

API Data Type	Corresponding Field Types in the User Interface
double	Currency, formula, number, percent, and roll-up summary
Varies by type	When formula fields are created in the user interface, a type must be specified. This type corresponds to the API data type of the same name: currency, date, date/time, number, percent, or text.

All other fields that you can create in the user interface fall into one of the following categories:

- The field is not available in both the user interface and the API. For example, the `BusinessHours` object has fields of API data type `time`, but you cannot create a custom field of this type.
- Field types are the same as their corresponding API data type. For example, if you create a date field in the user interface, that field is the `date` data type in the API.

For more information about API data types, see [Primitive Data Types](#) and [Field Types](#).

## Required Fields

Required fields must have a non-`null` value. This rule affects the create and update calls:

- In a create call, the system automatically populates the data for certain required fields (such as system fields and the object ID fields). Similarly, if a required field has a default value (its `defaultedOnCreate` attribute is set to `true`, as described in [Field](#) in a describe result, then the system implicitly assigns a value for this field when the object is created, even if a value for this field is not explicitly passed in on the create call. For all other required fields, such as ID fields that are analogous to foreign keys in SQL, a client application must explicitly assign a value when the object is created (it cannot be `null`).
- In updates, a required field cannot be set to `null`, and many required fields can't be changed.

Any field not specified as required in the object description is optional, that is, it can be `null` when updated or created.

Some required fields for some objects require special handling.

## System Fields

The following fields are read-only fields found on most objects. These fields are automatically updated during API operations. For example, the ID field is automatically generated during a create operation and the `LastModifiedDate` is automatically updated when a user modifies a record.

Field	Field Type	Description
<code>Id</code>	<code>ID</code>	Globally unique string that identifies a record. For information on IDs, see <a href="#">ID Field Type</a> . Because this field exists in every object, it is not listed in the field table for each object. <code>Id</code> fields have <a href="#">Defaulted on create</a> and <a href="#">Filter</a> access.
<code>IsDeleted</code>	<code>boolean</code>	Indicates whether the record has been moved to the Recycle Bin ( <code>true</code> ) or not ( <code>false</code> ). Because this field does not appear in all objects, it is listed in the field table for each object.
<b>Audit Fields</b>		
<code>CreatedById</code>	<code>reference</code>	ID of the <code>User</code> who created this record. <code>CreatedById</code> fields have <a href="#">Defaulted on create</a> and <a href="#">Filter</a> access.

Field	Field Type	Description
CreatedDate	dateTime	Date and time when this record was created. CreatedDate fields have <a href="#">Defaulted on create</a> and <a href="#">Filter</a> access.
LastModifiedById	reference	ID of the User who last updated this record. LastModifiedById fields have <a href="#">Defaulted on create</a> and <a href="#">Filter</a> access.
LastModifiedDate	dateTime	Date and time when a user last modified this record. LastModifiedDate fields have <a href="#">Defaulted on create</a> and <a href="#">Filter</a> access.
SystemModstamp	dateTime	Date and time when a user or automated process (such as a trigger) last modified this record. In this context, "trigger" refers to Salesforce code that runs to implement standard functionality, and not an Apex trigger. SystemModstamp fields have <a href="#">Defaulted on create</a> and <a href="#">Filter</a> access.

If you import data into Salesforce and want to retain the audit field values of the source system, you can set the values for audit fields on the following objects: Account, ArticleVersion, Attachment, CampaignMember, Case, CaseComment, Contact, ContentVersion, Contract, Event, Idea, IdeaComment, Lead, Opportunity, Question, Task, Vote, and custom objects. The only audit field you cannot set a value for is `systemModstamp`.

1. From Setup, enter *User Interface* in the `Quick Find` box, then select **User Interface** under Customize.
2. Under Setup, select **Enable "Set Audit Fields upon Record Creation" and "Update Records with Inactive Owners" User Permissions**.
3. In the permission set or profile that you want to set audit fields with, enable the permission **Set Audit Fields upon Record Creation**.
4. Using the API, create a record and set its audit fields.

Not all standard objects have all audit fields. Check the Enterprise WSDL to verify which audit fields are available for a given object.

## Parent Reference Fields

If an object has a relationship to a parent object, two fields are added.

- `Parent_Name` contains the object name of the parent. For example, Case has a `Contact` field that contains a reference to the contact parent of the case.
- `Parent_NameId` contains the ID of the parent. For example, Case has a `ContactId` field that refers to the contact parent of the case. This field is used in SOQL relationship queries such as the following:

```
SELECT Case.ContactId, Case.Contact.Name FROM Case
```

Even if the object can parent itself, these fields occur. For example, the Campaign object has a `Campaign` and `CampaignId` field for referencing the parent Campaign.

## API Field Properties

Fields on objects represent the details of each object and are analogous to columns in a database table. Each field on each object has one or more of the following properties:

Property	Description
Aggregatable	Can be used by one of the SOQL aggregate functions.
Autonumber	The API creates an autonumber.
Create	Value for the field can be specified during create using the API.
Defaulted on create	If no other value is specified when created, a default value is supplied.
Delete	Value for the field can be deleted using the API.
Filter	Can be used as filter criteria in a SOQL query FROM or WHERE clause.
Group	Can be included in the GROUP BY clause of a SOQL query ( <code>true</code> ) or not ( <code>false</code> ). Available in API version 18.0 and later.
idLookup	Can be used to specify a record in an upsert call. The <code>Id</code> field of each object has this property and some <code>Name</code> fields. There are exceptions, so check for the property in any object you wish to upsert.
Namepointing	Indicates whether the field's value is the Name of the parent of this object ( <code>true</code> ) or not ( <code>false</code> ). Used for objects whose parents can be more than one type of object. For example, a task can have an account or a contact as a parent.
Nullable	The field can contain a null value.
Query	The field can be queried with SOQL using the API.
Restricted picklist	A picklist whose values are restricted to those values defined by a Salesforce admin. Users can't load unapproved values through the API.
Retrieve	Value of the field can be retrieved using the API.
Sort	Indicates whether a query can sort on this field ( <code>true</code> ) or not ( <code>false</code> ).
Update	Can be updated using the API.

## Custom Fields

---

Salesforce administrators can define custom fields for standard or custom objects in their organization using the user interface. During creation, the `custom` flag—a Boolean field in the Field object—is set to `true`. Client applications cannot define custom fields via the API. Usually, client applications do not need to know whether a field is a standard field or a custom field.

Note that all numeric custom fields are handled as type double.

Use the following topics to understand custom fields:

- [Objects That Support Custom Fields](#)
- [Naming Conventions for Custom Fields](#)
- [External ID Attribute on Custom Fields](#)
- [Uniqueness for Custom Fields](#)
- [Default Values in Custom Fields](#)
- [Managed Packages and API Names](#)

## Objects That Support Custom Fields

To identify the standard objects that support custom fields, see the table in [Relationships Among Custom Objects](#).

## Naming Conventions for Custom Fields

Custom objects have an associated name field that is defined by your Salesforce administrator. Custom fields must have unique names within the same object.

In the API, the names of custom fields are identified by a suffix of two underscores immediately followed by a lowercase “c” character. For example, a custom object labeled “Issue” in the user interface is seen as `Issue__c` in that organization's WSDL. Similarly, a custom field labeled “Hire Date” in the user interface is seen as `Hire_Date__c` in that organization's WSDL.

Relationships change the naming convention, see [Relationships Among Custom Objects](#) for more information.

## External ID Attribute on Custom Fields

In the user interface, you can identify one custom field on an object as being an external ID field. The field type must be a text, number, or email field. An external ID contains record IDs from a system outside of Salesforce. You can match against this field during import or integration, or when upserting records.

## Uniqueness for Custom Fields

In the user interface, you can specify that a custom field on a custom object contain unique values across all the records of that custom object type. The uniqueness can be either case sensitive or case insensitive. In the API, you can find out if a field is unique by issuing a describe call against the custom object and inspecting two attribute values:

- If the `unique` field is set to `true`, the custom field values must be unique across all records of that custom object type in the organization. A value of `false` means the field can have the same value in different records of that custom object type.
- If the `caseSensitive` field is set to `true`, the uniqueness (if enabled) is case sensitive. For example “ABC” and “abc” are considered two unique values. If the value is `false`, then “ABC” and “abc” are considered the same value.

These values cannot be set or modified using API calls. If a custom field on a custom object has `unique` set to `true`, and you try to insert a duplicate value, a `DUPLICATE_VALUE` exception code is returned.

## Default Values in Custom Fields

You can set a default value on a custom field using a formula field:

- The user logged in for API activity must have the “Customize Application” permission.
- The field must have a data type of currency, date, datetime, int, double, percent, string, textarea, email, phone, or url. You cannot use composite fields like Address, Person, Names, nor Fiscal Periods. Note that you can set a checkbox as checked or unchecked by default using the user interface, but you cannot set it using a formula field.
- Default formulas run on fields, and the results are saved, even if the fields are hidden by field-level security.
- Default values are not used for lead conversion, importing, or merging records.

## Managed Packages and API Names

If you have an unmanaged package and a managed package version becomes available, the API names of custom fields, custom objects, and Scontrol objects in the package change. A namespace prefix is added to each component to make it unique: `name__c` becomes



`prefix__name__c`. To move from an unmanaged package to a managed package version of the same application, export your data, uninstall the old package, and install the new package. Then review the name changes and import your data with the relevant mapping. For details, see the [ISVforce Guide](#).

## Custom Object Behavior

---

In the user interface, you can extend your org's data by defining custom objects. Custom objects are custom database tables that allow you to store information unique to your organization. For custom objects, the `custom` flag—a Boolean field in the describe results—is `true`.

Client applications with sufficient permissions can invoke API calls on existing custom objects. You can create custom objects with the user interface, or by using the metadata WSDL with a client application or using the Salesforce Extensions for Visual Studio Code. For more information about using the metadata WSDL to create custom objects, see the [Lightning Platform Metadata API Developer's Guide](#). For more information about Visual Studio Code, see [Salesforce Extensions for Visual Studio Code](#).

Use the following topics to understand how the API interacts with custom objects and fields:

- [Naming Conventions for Custom Objects](#)
- [Relationships Among Custom Objects](#)
- [Audit Fields for Custom Objects](#)
- [Sharing and Custom Objects](#)
- [Tags and Custom Objects](#)
- [Standard Fields for Custom Objects](#)
- [Required Fields in Custom Objects](#)
- [Managed Packages and API Names](#)

## Naming Conventions for Custom Objects

Your Salesforce administrator defines an associated name field for each custom object during setup. Custom objects must have unique names within your organization.

In the API, the names of custom objects include a suffix of two underscores followed by a lowercase “c”. For example, a custom object labeled “Issue” in the Salesforce user interface is `Issue__c` in that organization's WSDL.

Relationships change the naming convention. See [Relationships Among Custom Objects](#) for more information.

For a custom object record to appear in the Salesforce user interface, its name field must be populated. If you use the API to create a custom object record that doesn't have a name, the record's ID is used as its name.

## Relationships Among Custom Objects

Custom objects behave and relate to other objects just like standard objects do, as described in [Relationships Among Objects](#). For example, cascading deletes are supported in custom objects in a Master-Detail relationship.

Custom objects can also have many-to-many relationships with other custom objects or standard objects. A many-to-many relationship allows each record of one object to be linked to multiple records from another object and vice versa. For more information, see [Relationships Among Objects](#).

Custom objects require special treatment so that they can participate in Relationship Queries. For the relationship field name of a custom object, `__r` is appended to the name to create the ID. Also, `__c` is appended to the name to create the parent object pointer. For example, if the relationship field name is `MyRel`, the name of the ID becomes `MyRelId__r`, the parent object pointer becomes

MyRel\_\_c, and the relationship name is MyRel\_\_r. For more information, see Understanding Relationship Names, Custom Objects, and Custom Fields in the [Salesforce SOQL and SOSL Reference Guide](#).

This table summarizes whether a standard object can be:

- The master in a master-detail relationship with a custom object. Master-detail relationships involve cascading deletes and sharing rules that the parent controls.
- The lookup in a lookup relationship on a custom object. In other words, whether a custom object can have a lookup to the standard object.
- Extended with custom fields.

Standard Object	Master-Detail	Lookup	Custom Fields
Account	Yes	Yes	Yes
Campaign	Yes	Yes	Yes
Case	Yes	Yes	Yes
Contact	Yes	Yes	Yes
Contract	Yes	Yes	Yes
Event	No	No	Yes
Lead	No	No	Yes
Opportunity	Yes	Yes	Yes
Product2	No	Yes	Yes
Solution	Yes	Yes	Yes
Task	No	No	Yes
User	No	Yes	Yes

## Audit Fields for Custom Objects

Custom objects can have the same audit fields as standard objects. When you create a custom object, the four audit fields, `CreatedById`, `CreatedDate`, `LastModifiedById`, and `LastModifiedDate`, are created and populated for the object. These fields are read only. If you import data into Salesforce custom objects and want to retain the audit field values from the source system, you can set the values when you create the custom objects. The only audit field you cannot set a value for is `SystemModstamp`. Your organization must be API enabled, and you must have the “Modify All Data” permission.

1. From Setup, enter *User Interface* in the **Quick Find** box, then select **User Interface** under Customize.
2. Under Setup, select **Enable “Set Audit Fields upon Record Creation” and “Update Records with Inactive Owners” User Permissions**.
3. In the permission set or profile that you want to set audit fields with, enable the permission **Set Audit Fields upon Record Creation**.
4. Using the API, create a record and set its audit fields.

Note these restrictions:

- `CreatedDate` can't be greater than the `LastModifiedDate`.
- You can't set any date field to be greater than the current time.

For more information about audit fields, see [System Fields](#).

## Sharing and Custom Objects

A sharing rule object is created for each custom object that does not have a master-detail relationship to another object. They are similar to standard object sharing rules, for example AccountOwnerSharingRule. If the user creating the custom object has the “Manage Sharing” permission, a sharing rule object is automatically created for it.

Apex sharing reasons can be retrieved describing the custom object’s sharing object, and examining the information in the `rowCause` field. The name of a sharing object for each custom object is of the form: *MyObjectName\_\_Share*, similar to AccountShare and other standard object sharing objects.

## Tags and Custom Objects

When a custom object is created, a Tag object related to it is also created. These object names are of the form: *MyObjectName\_\_Tag*, similar to AccountTag and other standard object tag objects.

## Standard Fields for Custom Objects

When a custom object is created, Salesforce assigns some standard fields to the object or entity. For details, see [Custom Objects](#).

## Required Fields in Custom Objects

In the user interface, you can mark a custom field as required, and this rule is also enforced in the API. Each custom field has a `isRequired` field, with a data type boolean. The default value is `false`. If set to `true`, each request supplies a value (or leaves the current value) to this field. Otherwise, the request fails. When the value is set to `true`, the next time the field is edited or created, the validation applies. If no value is supplied or default value specified, the request fails.

To edit the `isRequired` field, you must log in as a user with the “Customize Application” permission.

If you change a custom object field to be required in an existing client application or integration, be sure that a value is supplied for that field. For example, if the custom picklist field `Education Level` on the contact object is required, supply a default value for that custom field. If a required field does not have a specified or default value, an error with the status code `REQUIRED_FIELD_MISSING` is returned.

## Managed Packages and API Names

If you have an unmanaged package and a managed package version becomes available, the API names of custom fields, custom objects, and Scontrol objects in the package change. A namespace prefix is added to each component to make it unique: `name__c` becomes `prefix_name__c`. To move from an unmanaged package to a managed package version of the same application, export your data, uninstall the old package, and install the new package. Then review the name changes and import your data with the relevant mapping. For details, see the [ISVforce Guide](#).

SEE ALSO:

[Custom Objects](#)

## External Objects

---

External objects are supported in API version 32.0 and later. External objects are similar to custom objects, but external object record data is stored outside your Salesforce organization. For example, perhaps you have data that's stored on premises in an enterprise resource planning (ERP) system. Instead of copying the data into your org, you can use external objects to access the data in real time via web service callouts.

External objects are available with Salesforce Connect and Files Connect. Each external object is associated with an external data source definition in your Salesforce organization.

An external data source specifies how to access an external system. Salesforce Connect uses external data sources to access data that's stored outside your Salesforce organization. Files Connect uses external data sources to access third-party content systems. External data sources have associated external objects, which your users and the Lightning Platform use to interact with the external data and content.

By accessing record data on demand, external objects always reflect the current state of the external data. You don't have to manage a copy of that data in Salesforce, so you're not wasting storage and resources keeping data in sync.

External objects are best used when you have a large amount of data that you can't or don't want to store in your Salesforce organization, and you need to use only a small amount of data at any one time.

See "Define External Objects" in the Salesforce Help for how to create and modify external objects.

## Naming Conventions for External Objects

Object names must be unique across all standard, custom, and external objects in the org.

In the API, the names of external objects are identified by a suffix of two underscores immediately followed by a lowercase "x" character. For example, an external object named "ExtraLogInfo" in the Salesforce user interface is seen as `ExtraLogInfo__x` in that organization's WSDL.

We recommend that you make object labels unique across all standard, custom, and external objects in the org.

## External Object Relationships

External objects support standard lookup relationships, which use the 18-character Salesforce record IDs to associate related records with each other. However, data that's stored outside your Salesforce org often doesn't contain those record IDs. Therefore, two special types of lookup relationships are available for external objects: external lookups and indirect lookups. See "External Object Relationships" in the Salesforce Help for details.

## Feature Support for External Objects

Most of the Salesforce features that support custom objects also support external objects. However, there are exceptions, and some features have special limitations and considerations for external objects. See the following topics in the Salesforce Help.

- [Salesforce Compatibility Considerations for Salesforce Connect—All Adapters](#)
- [Considerations for Salesforce Connect—All Adapters](#)

## Salesforce Connect Adapters

Salesforce Connect uses a protocol-specific adapter to connect to an external system and access its data. This table describes the available adapters.

Salesforce Connect Adapter	Description	Where to Find Callout Limits
Cross-org	Uses the Lightning Platform REST API to access data that's stored in other Salesforce orgs.	<p>No callout limits. However, each callout counts toward the API usage limits of the provider org.</p> <p><i>Salesforce Help:</i> <a href="#">API Usage Considerations for Salesforce Connect—Cross-Org Adapter</a></p> <p><i>Salesforce Limits Quick Reference Guide:</i> <a href="#">API Request Limits and Allocations</a></p>
OData 2.0 OData 4.0	Uses Open Data Protocol to access data that's stored outside Salesforce. The external data must be exposed via OData producers.	<i>Salesforce Help:</i> <a href="#">General Limits for Salesforce Connect—OData 2.0 and 4.0 Adapters</a>
Custom adapter created via Apex	<p>You use the Apex Connector Framework to develop your own custom adapter when the other available adapters aren't suitable for your needs.</p> <p>A custom adapter can obtain data from anywhere. For example, some data can be retrieved from anywhere in the Internet via callouts, while other data can be manipulated or even generated programmatically.</p>	<p><i>Apex Developer Guide:</i> <a href="#">Callout Limits and Limitations</a></p> <p><i>Apex Developer Guide:</i> <a href="#">Execution Governors and Limits</a></p>

## Files Connect Adapters

Several Files Connect adapters are also available:

- Google Drive
- Box
- SharePoint Online
- OneDrive for Business

For more information about setting up Files Connect adapters see, [The Files Connect Process](#).

For more information about Salesforce Connect, see "Salesforce Connect" in the Salesforce Help.

For details on using the Apex Connector Framework, see "Salesforce Connect" and "DataSource Namespace" in the [Apex Code Developer's Guide](#).

## Big Objects

A big object stores and manages massive amounts of data on the Salesforce platform. You can archive data from other objects or bring massive datasets from outside systems into a big object to get a full view of your customers. Clients and external systems use a standard set of APIs to access big object data. A big object provides consistent performance, whether you have 1 million records, 100 million, or even 1 billion. This scale gives a big object its power and defines its features.

There are two types of big objects.

- **Standard big objects**—Objects defined by Salesforce and included in Salesforce products. `FieldHistoryArchive` is a standard big object that stores data as part of the Field Audit Trail product. Standard big objects are available out of the box and cannot be customized.
- **Custom big objects**—New objects that you create to store information unique to your org. Custom big objects extend the functionality that Lightning Platform provides. For example, if you're building an app to track product inventory, create a custom big object called `HistoricalInventoryLevels` to track historical inventory levels for analysis and future optimizations. This implementation guide is for configuring and deploying custom big objects.

### EDITIONS

Available in: both Salesforce Classic and Lightning Experience

Available in: **Enterprise, Performance, Unlimited,** and **Developer** Editions for up to 1 million records

Additional record capacity and Async SOQL query is available as an add-on license.

## Custom Big Object Use Cases

- **360° view of the customer**—Extend your Salesforce data model to include detailed information from loyalty programs, feeds, clicks, billing and provisioning information, and more.
- **Auditing and tracking**—Track and maintain a long-term view of Salesforce or product usage for analysis or compliance purposes.
- **Historical archive**—Maintain access to historical data for analysis or compliance purposes while optimizing the performance of your core CRM or Lightning Platform applications.

## Differences Between Big Objects and Other Objects

Because a big object can store data on an unlimited scale, it has different characteristics than other objects, like sObjects. Big objects are also stored in a different part of the Lightning Platform.

Big Objects	sObjects
Horizontally scalable distributed database	Relational database
Non-transactional database	Transactional database
Hundreds of millions or even billions of records	Millions of records

These big object behaviors ensure a consistent and scalable experience.

- Big objects support only object and field permissions, not regular or standard sharing rules.
- Features like triggers, flows, processes, and the Salesforce mobile app are not supported on big objects.
- When you insert an identical big object record with the same representation multiple times, only a single record is created so that writes can be idempotent. This behavior is different from an sObject, which creates a record for each request to create an object.

### Define and Deploy Custom Big Objects

You can define custom big objects with Metadata API or in Setup. After you define and deploy a big object, you can view it or add fields in Setup. After you've deployed a big object, you can't edit or delete the index. To change the index, start over with a new big object. To define a big object in Setup, see Salesforce Help.

## Define and Deploy Custom Big Objects

You can define custom big objects with Metadata API or in Setup. After you define and deploy a big object, you can view it or add fields in Setup. After you've deployed a big object, you can't edit or delete the index. To change the index, start over with a new big object. To define a big object in Setup, see Salesforce Help.

### EDITIONS

Available in: both Salesforce Classic and Lightning Experience


Available in: **Enterprise, Performance, Unlimited, and Developer** Editions for up to 1 million records

Greater record capacity and Async SOQL query available as an add-on license.

### Define a Custom Big Object

Define a custom big object through the Metadata API by creating XML files that contain its definition, fields, and index.

- `object` files—Create a file for each object to define the custom big object, its fields, and its index.
- `permissionset/profile` files—Create a permissionSet or profile file to specify permissions for each field. These files are not required, but is required to grant access to users. By default, access to a custom big object is restricted.
- `package` file—Create a file for the metadata package to specify the contents.

 **Note:** While custom big objects use the “CustomObject” metadata type, some parameters are unique to big objects and others are not applicable. The specific metadata parameters that apply to big objects are outlined in this document.



### Naming Conventions for Custom Big Objects


Object names must be unique across all standard objects, custom objects, external objects, and big objects in the org. In the API, the names of custom big objects have a suffix of two underscores immediately followed by a lowercase “b” (\_\_b). For example, a big object named “HistoricalInventoryLevels” is seen as HistoricalInventoryLevels\_\_b in that organization's WSDL. We recommend that you make object labels unique across all objects in the org - standard, custom, external and big objects.

### CustomObject Metadata

Field Name	Field Type	Description
<code>deploymentStatus</code>	<code>DeploymentStatus</code> (enumeration of type string)	Custom big object's deployment status (Deployed for all big objects)
<code>fields</code>	<code>CustomField[]</code>	Definition of a field in the big object
<code>fullName</code>	string	Unique API name of the big object
<code>indexes</code>	<code>Index[]</code>	Definition of the index
<code>label</code>	string	Big object's name as displayed in the UI
<code>pluralLabel</code>	string	Field plural name as displayed in the UI

## CustomField Metadata

Field Name	Field Type	Description
fullName	string	Unique API name of a field.
label	string	Field name as displayed in the UI.
length	int	Length of a field in characters (Text and LongTextArea fields only). The total number of characters across all text fields in an index can't exceed 100. To increase this value, contact Salesforce Customer Support.   <b>Note:</b> Email fields are 80 characters. Phone fields are 40 characters. Keep these lengths in mind when designing your index because they count toward the 100 character limit.
pluralLabel	string	Field plural name as displayed in the UI.
precision	int	Number of digits for a number value. For example, the number 256.99 has a precision of 5 (number fields only).
referenceTo	string	Related object type for a lookup field (lookup fields only).
relationshipName	string	Name of a relationship as displayed in the UI (lookup fields only).
required	boolean	Specifies whether the field is required. All fields that are part of the index must be marked as required.
scale	int	Number of digits to the right of the decimal point for a number value. For example, the number 256.99 has a scale of 2 (number fields only).
type	<a href="#">FieldType</a>	Field type. Supports DateTime, Email, Lookup, Number, Phone, Text, LongTextArea, and URL.   <b>Note:</b> You can't include LongTextArea and URL fields in the index.

 **Note:** Uniqueness is not supported for custom fields.

## Index Metadata

Represents an index defined within a custom [big object](#). Use this metadata type to define the composite primary key (index) for a custom big object.

Field Name	Field Type	Description
fields	IndexField[]	The definition of the fields in the index.
label	string	Required. This name is used to refer to the big object in the user interface. Available in API version 41.0 and later.



## IndexField Metadata

Defines which fields make up the index, their order, and sort direction. The order in which the fields are defined determines the order fields are listed in the index.



**Note:** The total number of characters across all text fields in an index can't exceed 100. To increase this value, contact Salesforce Customer Support.

Field Name	Field Type	Description
name	string	Required. The API name for the field that's part of the index. This value must match the <code>fullName</code> value for the corresponding field in the fields section and be marked as required.  <b>Warning:</b> When querying a big object record via SOQL and passing the results as arguments to the delete API, if any index field name has a leading or trailing white space, you can't delete the big object record.
sortDirection	string	Required. The sort direction of the field in the index. Valid values are <code>ASC</code> for ascending order and <code>DESC</code> for descending order.



### Example: Create Metadata Files for Deployment

The following XML excerpts create metadata files that you can deploy as a package. Each Customer Interaction object represents customer data from a single session in an online video game. The `Account__c`, `Game_Platform__c`, and `Play_Date__c` fields define the index, and a lookup field relates the Customer Interactions to the Account object.

#### Customer\_Interaction\_\_b.object

```
<?xml version="1.0" encoding="UTF-8"?>
<CustomObject xmlns="http://soap.sforce.com/2006/04/metadata">
  <deploymentStatus>Deployed</deploymentStatus>

  <fields>
    <fullName>In_Game_Purchase__c</fullName>
    <label>In-Game Purchase</label>
    <length>16</length>
    <required>>false</required>
    <type>Text</type>
    <unique>>false</unique>
  </fields>

  <fields>
    <fullName>Level_Achieved__c</fullName>
    <label>Level Achieved</label>
    <length>16</length>
    <required>>false</required>
    <type>Text</type>
    <unique>>false</unique>
  </fields>

  <fields>
    <fullName>Lives_This_Game__c</fullName>
    <label>Lives Used This Game</label>
```

```

    <length>16</length>
    <required>false</required>
    <type>Text</type>
    <unique>false</unique>
</fields>

<fields>
  <fullName>Game_Platform__c</fullName>
  <label>Platform</label>
  <length>16</length>
  <required>true</required>
  <type>Text</type>
  <unique>false</unique>
</fields>

<fields>
  <fullName>Score_This_Game__c</fullName>
  <label>Score This Game</label>
  <length>16</length>
  <required>false</required>
  <type>Text</type>
  <unique>false</unique>
</fields>

<fields>
  <fullName>Account__c</fullName>
  <label>User Account</label>
  <referenceTo>Account</referenceTo>
  <relationshipName>Game_User_Account</relationshipName>
  <required>true</required>
  <type>Lookup</type>
</fields>

<fields>
  <fullName>Play_Date__c</fullName>
  <label>Date of Play</label>
  <required>true</required>
  <type>DateTime</type>
</fields>

<fields>
  <fullName>Play_Duration__c</fullName>
  <label>Play Duration</label>
  <required>false</required>
  <type>Number</type>
  <scale>2</scale>
  <precision>18</precision>
</fields>

<indexes>
  <fullName>CustomerInteractionsIndex</fullName>
  <label>Customer Interactions Index</label>
  <fields>
    <name>Account__c</name>

```

```

        <sortDirection>DESC</sortDirection>
    </fields>
    <fields>
        <name>Game_Platform__c</name>
        <sortDirection>ASC</sortDirection>
    </fields>
    <fields>
        <name>Play_Date__c</name>
        <sortDirection>DESC</sortDirection>
    </fields>
</indexes>

<label>Customer Interaction</label>
<pluralLabel>Customer Interactions</pluralLabel>
</CustomObject>

```

**package.xml**

```

<?xml version="1.0" encoding="UTF-8"?>
<Package xmlns="http://soap.sforce.com/2006/04/metadata">
    <types>
        <members>*</members>
        <name>CustomObject</name>
    </types>
    <types>
        <members>*</members>
        <name>PermissionSet</name>
    </types>
    <version>41.0</version>
</Package>

```

**Customer\_Interaction\_BigObject.permissionset**

```

<?xml version="1.0" encoding="UTF-8"?>
<PermissionSet xmlns="http://soap.sforce.com/2006/04/metadata">

    <label>Customer Interaction Permission Set</label>

    <fieldPermissions>
        <editable>true</editable>
        <field>Customer_Interaction__b.In_Game_Purchase__c</field>
        <readable>true</readable>
    </fieldPermissions>

    <fieldPermissions>
        <editable>true</editable>
        <field>Customer_Interaction__b.Level_Achieved__c</field>
        <readable>true</readable>
    </fieldPermissions>

    <fieldPermissions>
        <editable>true</editable>
        <field>Customer_Interaction__b.Lives_This_Game__c</field>
        <readable>true</readable>
    </fieldPermissions>

```

```

<fieldPermissions>
  <editable>true</editable>
  <field>Customer_Interaction__b.Play_Duration__c</field>
  <readable>true</readable>
</fieldPermissions>


<fieldPermissions>
  <editable>true</editable>
  <field>Customer_Interaction__b.Score_This_Game__c</field>
  <readable>true</readable>
</fieldPermissions>

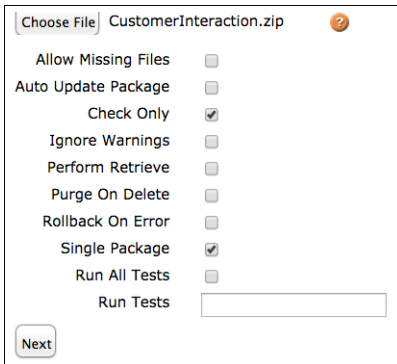
</PermissionSet>

```

## Deploy Custom Big Objects as a Metadata Package

Use the Metadata API to deploy a custom big object. You can use several different tools, like [Workbench](#) or the [Ant Migration Tool](#), to deploy. When building a package to deploy a custom big object, make sure the `object` file is in a folder called “objects” and the `permissionset` file is in a folder called “permissionsets”. `package.xml` must be in the root directory, and not in a folder within the package.

 **Note:** You can run a test deployment by using the `checkOnly` deployment option. In Workbench, select the **Check Only** option on the Deploy screen.



Choose File CustomerInteraction.zip

- Allow Missing Files
- Auto Update Package
- Check Only
- Ignore Warnings
- Perform Retrieve
- Purge On Delete
- Rollback On Error
- Single Package
- Run All Tests
- Run Tests

Next

## View a Custom Big Object in Setup

After you’ve deployed your custom big object, you can view it by logging in to your organization and, from Setup, entering *Big Objects* in the Quick Find box, then selecting **Big Objects**.

**Big Objects**

Big Objects are custom objects for storing very large customer data. This includes data such as historical event data, web log files, and archival data. Once you create a Big Object, you can correlate it with your core customer data using tools such as SOQL and Async SOQL.

Action	Label	Deployed	Description
<a href="#">Edit</a>   <a href="#">Del</a>	<a href="#">Customer Interaction</a>	✓	
<a href="#">Edit</a>   <a href="#">Del</a>	<a href="#">Historical Inventory Level</a>	✓	

Click the name of a big object, to see its fields and relationships.

**Customer Interaction**

Standard Fields (0) | Custom Fields & Relationships (8)

**Big Object Definition Detail** [Edit](#) [Delete](#)

Singular Label	Customer Interaction	Description	
Plural Label	Customer Interactions	Deployment Status	Deployed
Object Name	Customer_Interaction		
API Name	Customer_Interaction__b		
Created By	Admin User, 9/11/2017 1:37 PM	Modified By	Admin User, 9/11/2017 1:38 PM

**Standard Fields**

No standard fields defined

**Custom Fields & Relationships**

Action	Field Label	API Name	Data Type	Indexed	Index Position	Index Direction	Modified By
<a href="#">Edit</a>	<a href="#">Date of Play</a>	Play_Date__c	Date/Time	✓	3	DESC	Admin User, 9/11/2017 1:37 PM
<a href="#">Edit</a>	<a href="#">In-Game Purchase</a>	In_Game_Purchase__c	Text(16)				Admin User, 9/11/2017 1:37 PM
<a href="#">Edit</a>	<a href="#">Level Achieved</a>	Level_Achieved__c	Text(16)				Admin User, 9/11/2017 1:37 PM
<a href="#">Edit</a>	<a href="#">Lives Used This Game</a>	Lives_This_Game__c	Text(16)				Admin User, 9/11/2017 1:37 PM
<a href="#">Edit</a>	<a href="#">Platform</a>	Game_Platform__c	Text(16)	✓	2	ASC	Admin User, 9/11/2017 1:37 PM
<a href="#">Edit</a>	<a href="#">Play Duration</a>	Play_Duration__c	Number(16, 2)				Admin User, 9/11/2017 1:37 PM
<a href="#">Edit</a>	<a href="#">Score This Game</a>	Score_This_Game__c	Text(16)				Admin User, 9/11/2017 1:37 PM
<a href="#">Edit</a>	<a href="#">User Account</a>	Account__c	Lookup(Account)	✓	1	DESC	Admin User, 9/11/2017 1:37 PM

## Relationships Among Objects

*Relationships* associate objects with other objects. For example, a relationship can link a custom object to standard object in a related list, such as linking a custom object called Bugs to cases to track product defects associated with customer cases. To view the parent and child relationships among standard objects, see the ERD diagrams in [Data Model](#).

### Note:

- You can use parent-child relationships in SOQL queries. For more information, see Relationship Queries in the [Salesforce SOQL and SOSL Reference Guide](#).
- Only lookup, external lookup, and indirect lookup relationships are available for external objects. No other relationship types are supported. See “External Object Relationships” in the Salesforce Help.

You can define different types of relationships by creating custom relationship fields on an object. The differences between relationship types include how they handle data deletion, record ownership, security, and required fields in page layouts:

- **Master-Detail (1:n)** — A parent-child relationship in which the master object controls certain behaviors of the detail object:
  - When a record of the master object is deleted, its related detail records are also deleted.
  - The `Owner` field on the detail object is not available and is automatically set to the owner of its associated master record. Custom objects on the detail side of a master-detail relationship cannot have sharing rules, manual sharing, or queues, as these require the `Owner` field.
  - The detail record inherits the sharing and security settings of its master record.
  - The master-detail relationship field is required on the page layout of the detail record.
  - By default, records can't be reparented in master-detail relationships. Administrators can, however, allow child records in master-detail relationships on custom objects to be reparented to different parent records by selecting the `Allow reparenting` option in the master-detail relationship definition.

You can define master-detail relationships between custom objects or between a custom object and a standard object. However, the standard object cannot be on the detail side of a relationship with a custom object. In addition, you cannot create a master-detail relationship in which the User or Lead objects are the master.

When you define a master-detail relationship, the custom object on which you are working is the detail side. Its data can appear as a custom related list on page layouts for the other object.

- **Many-to-many** — You can use master-detail relationships to model *many-to-many* relationships between any two objects. A many-to-many relationship allows each record of one object to be linked to multiple records from another object and vice versa. For example, you create a custom object called "Bug" that relates to the standard case object such that a bug could be related to multiple cases and a case could also be related to multiple bugs. To create a many-to-many relationship, simply create a custom junction object with two master-detail relationship fields, each linking to the objects you want to relate. See the Salesforce online help for details.

Custom objects with two master-detail relationships are supported in API version 11 and later.

Starting in API version 34.0, the `JunctionIdList` field type lets you manipulate the many-to-many relationship of an entity directly. You no longer need to manipulate underlying junction entity records. `JunctionIdList` fields can be queried and updated like any other field on the entity. Queries or updates to `JunctionIdList` fields act as queries or updates to the underlying junction entity records. Fields of type `JunctionIdList` appear in the WSDL as an unbounded array of type ID. `JunctionIdList` is implemented in the `Task` and `Event` objects.

- **Lookup (1:n)** — This type of relationship links two objects together, but has no effect on deletion or security. Unlike master-detail fields, lookup fields are not automatically required. When you define a lookup relationship, data from one object can appear as a custom related list on page layouts for the other object. See the Salesforce online help for details.

To create relationships, use the user interface or Salesforce Metadata API.

## Factors that Affect Data Access

---

When using the API, the following factors affect access to your organization's data:

### Access

Your organization must be enabled for API access.

Objects may not be available until you contact Salesforce and request access. For example, Territory2 is visible only if Enterprise Territory Management has been enabled in the application. Such requirements are in the "Usage" section for each object.

Sometimes a feature must be used once before objects related to it can be accessed with the API. For example, the `recordTypeIds` is available only after at least one record type has been created for your organization in the user interface.

To investigate data access issues, you can start by inspecting the WSDL:

- **Enterprise WSDL:** The generated enterprise WSDL file contains all of the objects that are available to your organization. By using the API, a client application can access objects that are defined in your enterprise WSDL file.
- **Partner WSDL:** When using the generated partner WSDL file, a client application can access objects that are returned in the `describeGlobal()` call.

### Object-Level and Field-Level Security

The API respects object-level and field-level security configured in the user interface. You can access objects and fields only if the logged-in user's permissions and access settings allow such access. For example, fields that are not visible to a given user are not returned in a `query()` or `describeObjects()` call. Similarly, read-only fields can't be updated.

### User Permissions

A user attempting to access the API must have the permission "API Enabled" selected. It's selected by default.

Your client application logs in as a user called a *logged-in* user. The logged-in user's permissions grant or deny access to specific objects and fields in your organization:

- **Read**—Users can only view objects of this type.
- **Create**—Users can read and create objects of this type.
- **Edit**—Users can read and update objects of this type.
- **Delete**—Users can read, edit, and delete objects of this type.

User permissions do not affect field-level security. If field-level security specifies that a field is hidden, users with "Read" on that object can view only those fields that are not hidden on the record. In addition, users with "Read" on an object can view only those records that sharing settings allow. The one exception is the "Edit Read Only Fields" permission, which gives users the ability to edit fields marked as read only via field-level security.

### Sharing

For most API calls, data that is outside of the logged-in user's sharing model is not returned. Users are granted the most permissive access that is available to them, either through organization-wide defaults or manual record sharing, just as in the application.

### User Permissions that Override Sharing

- **View All**—Users can view all records associated with this object, regardless of sharing settings.
- **Modify All**—Users can read, edit, delete, transfer, and approve all records associated with this object, regardless of sharing settings.
- **Modify All Data**—users can read, edit, delete, transfer, and approve all records regardless of sharing settings. This permission is not an object-level permission, unlike "View All" and "Modify All."

To protect the security of your data, give the logged-in user only the permissions needed to successfully execute all the calls made by the application. For large integration applications, "Modify All Data" may speed up call response times. If you are loading a large number of records, use the [Bulk API](#) instead.

### Related Objects

Some objects depend on other objects for permission. For example, `AccountTeamMember` follows sharing on the associated permission-assigned object such as the `Account` record. Similarly, a `Partner` depends on the permissions in the associated .

Ownership changes to a record do not automatically cascade to related records. For example, if ownership changes for a given `Account`, ownership does not then automatically change for any `Contract` associated with that `Account`—each ownership change must be made separately and explicitly by the client application.

### Object Properties

To create an object with the `create()` call, the object's `createable` attribute must be set to `true`. To determine what operations are allowed on a given object, your client application can invoke the `describeObjects()` call on the object and inspect the properties in the `DescribeObjectResult`.

 **Note:** `replicable` allows `getUpdated()` and `getDeleted()` calls.

### Page Layouts and Record Types

Requirements defined in the Salesforce user interface for page layouts and record types are not enforced by the API:

- Page layouts can specify whether a given field is required, but the API does not enforce such layout-specific field restrictions or validations in `create()` and `update()` calls. It's up to the client application to enforce any such constraints, if applicable.
- Record types can control which picklist values can be chosen in a given record and which page layouts users with different profiles can see. However, such rules that are configured and enforced in the user interface are not enforced in the API. For example, the API does not validate whether the value in a picklist field is allowed per any record type restrictions associated with the profile of the logged-in user. Similarly, the API does not prevent a client application from adding data to a particular field simply because that field does not appear in a layout associated with the profile of the logged-in user.

### Referential Integrity

To ensure referential integrity, the API forces or prevents certain behaviors:

- ID values in [reference fields](#) are validated in `create()` and `update()` calls.
- If a client application deletes a record, then its children are automatically deleted as part of the call if the `cascadeDelete` property on `ChildRelationship` for that child has a value of `true`. For example, if a client application deletes an `Opportunity`, then any associated `OpportunityLineItem` records are also deleted. However, if an `OpportunityLineItem` is not deletable or is currently being used, then deletion of the parent `Opportunity` fails. For example, if a client application deletes an `Invoice_Statement`, then any associated `Line_Item` records are also deleted. However, if a `Line_Item` is not deletable or is currently being used, then deletion of the parent `Invoice_Statement` fails. Use `DescribeObjectResult` to view the `ChildRelationship` value if you want to be sure what will be deleted.

There are certain exceptions that prevent the execution of a `cascadeDelete`. For example, you can't delete an account if it has associated cases, if it has related opportunities that are owned by other users, or if associated contacts are enabled for the Customer Portal. In addition, if you attempt to delete an account that has closed/won opportunities owned by you or has active contracts, then the delete request for that record will fail.



# REFERENCE

## CHAPTER 2 Standard Objects

This section provides a list of standard objects and their standard fields.

Some fields may not be listed for some objects. To see the system fields for each object, see [System Fields](#).

To verify the complete list of fields for an object, you can use a describe call from the API, or inspect with an appropriate tool, for example, inspecting the WSDL or using a schema viewer.

### [AcceptedEventRelation](#)

Represents event participants (invitees or attendees) with the status `Accepted` for a given event.

### [Account](#)

Represents an individual account, which is an organization or person involved with your business (such as customers, competitors, and partners).

### [AccountBrand](#)

Represents the brand details of a Partner Account. This object is available in API version 43.0 and later.

### [AccountContactRelation](#)

Represents a relationship between a contact and one or more accounts.

### [AccountCleanInfo](#)

Stores the metadata Data.com Clean uses to determine an account record's clean status. `AccountCleanInfo` helps you automate the cleaning or related processing of account records.

### [AccountContactRole](#)

Represents the role that a Contact plays on an Account.

### [AccountInsight](#)

Represents an individual insight (a key business development) related to an account record.

### [AssistantText \(Beta\)](#)

`AssistantText` is for internal use only.

### [AssistantResolvedContextItem \(Beta\)](#)

`AssistantResolvedContextItem` is for internal use only.

### [AssistantTextRange \(Beta\)](#)

`AssistantTextRange` is for internal use only.

### [AccountOwnerSharingRule](#)

Represents the rules for sharing an account with a User other than the owner.

### [AccountPartner](#)

This object represents a partner relationship between two Account records. An `AccountPartner` record is created automatically when a Partner record is created for a partner relationship between two accounts.

## Standard Objects

### [AccountRelationship](#)

Represents a relationship of a given type between two accounts. This object is available in API version 45.0 and later.

### [AccountRelationshipShareRule](#)

Represents the rule that determines which object records are shared, how they are shared, the account relationship type that shares the records, and the level of access granted to the records. This object is available in API version 45.0 and later.

### [AccountShare](#)

Represents a sharing entry on an Account.

### [AccountTag](#)

Associates a word or short phrase with an Account.

### [AccountTeamMember](#)

Represents a User who is a member of an Account team.

### [AccountTerritoryAssignmentRule](#)

An account assignment rule that assigns accounts to territories based on account fields. Only available if territory management has been enabled for your organization.

### [AccountTerritoryAssignmentRuleItem](#)

A row of selection criteria for an AccountTerritoryAssignmentRule object. Only available if territory management has been enabled for your organization.

### [AccountTerritorySharingRule](#)

Represents the rules for sharing an Account within a Territory.

### [AccountUserTerritory2View](#)

Represents the view of the Users in Assigned Territories related list in Lightning Experience. Available in API version 42.0 and later.

### [ActionCadence](#)

Represents the definition of a sales cadence. This object is available in API version 45.0 and later.

### [ActionCadenceRule](#)

Represents the logic that a branch step uses to make decisions in your sales cadence. Use ActionCadenceRule to learn about a branch step, including its logic and what the next step is. This object is available in API version 48.0 and later.

### [ActionCadenceRuleCondition](#)

Represents the logic for a branch step. This object is available in API version 48.0 and later.

### [ActionCadenceStep](#)

Represents a step in a sales cadence. Use ActionCadenceStep to learn which steps belong to a sales cadence, and how the steps are connected to each other. This object is available in API version 48.0 and later.

### [ActionCadenceStepTracker](#)

Represents a step in an active sales cadence. This object is available in API version 48.0 and later.

### [ActionCadenceTracker](#)

Represents an active sales cadence that has an assigned prospect. This object is available in API version 45.0 and later.

### [ActionLinkGroupTemplate](#)

Action link templates let you reuse action link definitions and package and distribute action links. An action link is a button on a feed element. Clicking on an action link can take a user to another Web page, initiate a file download, or invoke an API call to an external server or Salesforce. Use action links to integrate Salesforce and third-party services into the feed. Every action link belongs to an action link group and action links within the group are mutually exclusive. This object is available in API version 33.0 and later.

## Standard Objects

### [ActionLinkTemplate](#)

Action link templates let you reuse action link definitions and package and distribute action links. An action link is a button on a feed element. Clicking an action link can take a user to another Web page, initiate a file download, or invoke an API call to an external server or Salesforce. Use action links to integrate Salesforce and third-party services into the feed. This object is available in API version 33.0 and later.

### [ActionPlan](#)

Represents the instance of an action plan, a set of tasks created from an action plan template.

### [ActionPlanItem](#)

Represents the instance of an action plan item.

### [ActionPlanTemplate](#)

Represents the instance of an action plan template.

### [ActionPlanTemplateItem](#)

Represents the instance of an item on an action plan template version.

### [ActionPlanTemplateItemValue](#)

Represents the value associated with an action plan template item.

### [ActionPlanTemplateVersion](#)

Represents the version of an action plan template.

### [ActiveScratchOrg](#)

Represents an active scratch org. This object is available in API version 41.0 and later.

### [ActivityHistory](#)

This read-only object is displayed in a related list of closed activities—past events and closed tasks—related to an object. It includes activities for all contacts related to the object. ActivityHistory fields for phone calls are only available if your organization uses Salesforce CRM Call Center.

### [ActivityMetric](#)

Represents activities that were added to Salesforce automatically by Einstein Activity Capture and manually by users.

### [AdditionalNumber](#)

Represents an optional additional number for a call center. This additional number is visible in the call center's phone directory.

### [Address](#)

Represents a mailing, billing, or home address.

### [AgentWork](#)

Represents a work assignment that's been routed to an agent. This object is available in API version 32.0 and later.

### [AgentWorkSkill](#)

Represents a skill used to route a work assignment to an agent. AgentWorkSkill is used for reporting and represents the result of a routing decision. This object is available in API version 42.0 and later.

### [AllInsightAction](#)

Represents an Einstein prediction insight action. This object is available in API version 47.0 and later.

### [AllInsightFeedback](#)

Represents an Einstein prediction insight feedback. This object is available in API version 47.0 and later.

### [AllInsightReason](#)

Represents an Einstein prediction insight reason. This object is available in API version 47.0 and later.

## Standard Objects

### [AllInsightValue](#)

Represents an Einstein prediction insight value. This object is available in API version 47.0 and later.

### [AIRecordInsight](#)

Represents an Einstein prediction insight. This object is available in API version 47.0 and later.

### [AllowedEmailDomain](#)

Represents an allowed email domain for users in your organization. You can define a whitelist to restrict the email domains allowed in a user's `Email` field. This object is available in API version 29.0 and later.

### [Announcement](#)

Represents a Chatter group announcement. This object is available in API version 30.0 and later.

### [ApexClass](#)

Represents an Apex class.

### [ApexComponent](#)

Represents a definition for a custom component that can be used in a Visualforce page alongside standard components such as `<apex:relatedList>` and `<apex:dataTable>`.

### [ApexLog](#)

Represents a debug log containing information about a transaction, including information about Apex, Visualforce, and workflow and validation rules. This object is available in API version 19.0 and later.

### [ApexPage](#)

Represents a single Visualforce page.

### [ApexPageInfo](#)

Represents metadata about a single Visualforce page. This object is available in API version 48.0 and later.

### [ApexTestQueueItem](#)

Represents a single Apex class in the Apex job queue. This object is available in API version 23.0 and later.

### [ApexTestResult](#)

Represents the result of an Apex test method execution. This object is available in API version 23.0 and later.

### [ApexTestResultLimits](#)

Captures the Apex test limits used for a particular test method execution. An instance of this object is associated with each `ApexTestResult` record. This object is available in API version 37.0 and later.

### [ApexTestRunResult](#)

Contains summary information about all the test methods that were run in a particular Apex job. This object is available in API version 37.0 and later.

### [ApexTestSuite](#)

Represents a suite of Apex classes to include in a test run. A `TestSuiteMembership` object associates each class with the suite. This object is available in API version 36.0 and later.

### [ApexTrigger](#)

Represents an Apex trigger.

### [AppAnalyticsQueryRequest](#)

Represents a request for AppExchange App Analytics data.

### [AppDefinition](#)

Represents the metadata of an app and its navigation items. Metadata is returned only for apps that the current user can access. This object is available in API version 43.0 and later.

## Standard Objects

### [AppExtension](#)

Represents a connection between the Field Service Lightning mobile app and another app, typically for passing record data to the Salesforce mobile app or other apps. This object is available in API version 41.0 and later.

### [AppMenuItem](#)

Represents the organization's default settings for items in the app menu or App Launcher.

### [AppleDomainVerification](#)

Reserved for future use. This object is available in API version 47.0 and later.

### [AppointmentSchedulingPolicy](#)

Represents a set of rules for scheduling appointments using Lightning Scheduler. This object is available in API version 45.0 and later.

### [Approval](#)

Represents an approval request for a Contract.

### [AppTabMember](#)

Represents the list of tabs for each of the available apps. This object is available in API version 43.0 and later.

### [Article Type\\_\\_DataCategorySelection](#)

A data category selection represents a data category that classifies an article. This object is available in API version 19.0 and later.

### [Asset](#)

Represents an item of commercial value, such as a product sold by your company or a competitor, that a customer has purchased and installed.

### [AssetDowntimePeriod](#)

Represents a period during which an asset is not able to perform as expected. Downtime periods include planned activities, such as maintenance, and unplanned events, such as mechanical breakdown. This object is available in API version 49.0 and later.

### [AssetOwnerSharingRule](#)

Represents the rules for sharing an Asset with users other than the owner. This object is available in API version 33.0 and later.

### [AssetRelationship](#)

Represents a non-hierarchical relationship between assets due to replacement, upgrade, or other circumstances.

### [AssetShare](#)

Represents a sharing entry on an Asset. This object is available in API version 33.0 and later.

### [AssetTag](#)

Associates a word or short phrase with an Asset.

### [AssetTokenEvent](#)

The documentation has moved to [AssetTokenEvent](#) in the *Platform Events Developer Guide*.

### [AssignedResource](#)

Represents a service resource who is assigned to a service appointment in Field Service Lightning and Lightning Scheduler. Assigned resources appear in the Assigned Resources related list on service appointments. This object is available in API version 38.0 and later.

### [AssignmentRule](#)

Represents an assignment rule associated with a Case or Lead.

### [AssociatedLocation](#)

Represents a link between an account and a location in Field Service Lightning. You can associate multiple accounts with one location. For example, a shopping center location may have multiple customer accounts.

## Standard Objects

### [AsyncApexJob](#)

Represents an individual Apex sharing recalculation job, a batch Apex job, a method with the `future` annotation, or a job that implements `Queueable`. Use this object to query Apex batch jobs in your organization.

### [AttachedContentDocument](#)

This read-only object contains all `ContentDocument` objects associated with an object.

### [AttachedContentNote](#)

This read-only object contains all `ContentNote` objects associated with an object. This object is available in API version 35.0 and later.

### [Attachment](#)

Represents a file that a User has uploaded and attached to a parent object.

### [Audience](#)

Represents an audience that is defined by criteria and can be assigned and used for targeting in a community. This object is available in API version 44.0 and later.

### [AuraDefinition](#)

Represents an Aura component definition, such as component markup, a client-side controller, or an event. This object is available in API version 32.0 and later.

### [AuraDefinitionBundle](#)

Represents a Lightning Aura component definition bundle, such as a component or application bundle. A bundle contains a Lightning Aura component definition and all its related resources. This object is available in API version 32.0 and later.

### [AuthConfig](#)

Represents authentication options for an org with a My Domain configured, a community, or a custom domain. This object is available in API version 32.0 and later.

### [AuthConfigProviders](#)

Represents an authentication provider that's configured in an organization. This object is a child of the `AuthConfig` object. This object is available in API version 32.0 and later.

### [AuthorizationForm](#)

Represents the specific version and effective dates of a form that is associated with consent, such as a privacy policy or terms and conditions. This object is available in API version 46.0 and later.

### [AuthorizationFormConsent](#)

Represents the date and way in which a user consented to an authorization form. This object is available in API version 46.0 and later.

### [AuthorizationFormDataUse](#)

Represents the data use consented to in an authorization form. This object is available in API version 46.0 and later.

### [AuthorizationFormText](#)

Represents an authorization form's text and language settings. This object is available in API version 46.0 and later.

### [AuthProvider](#)

Represents an authentication provider (auth provider). An auth provider lets users log in to your Salesforce org from an external service provider, such as Facebook, Google, or GitHub.

### [AuthSession](#)

The `AuthSession` object represents an individual user session in your organization. This object is available in versions 29.0 and later.

### [BackgroundOperation](#)

Represents a background operation in an asynchronous job queue. This object is available in API version 35.0 and later.

## Standard Objects

### [BackgroundOperationResult](#)

Stores error messages generated when running Async SOQL queries or importing data into big objects using Bulk API. This is a big object, available in API version 37.0 and later.

### [BatchApexErrorEvent](#)

The documentation has moved to [BatchApexErrorEvent](#) in the *Platform Events Developer Guide*.

### [Bookmark](#)

Represents a link between opportunities that share common information.

### [BrandTemplate](#)

Letterhead for HTML EmailTemplate.

### [BusinessHours](#)

Specifies the business hours of your support organization. Escalation rules are run only during these hours.

### [BusinessProcess](#)

Represents a business process.

### [BusinessProcessDefinition](#)

Setup object that stores information about stages in a customer lifecycle map. The stages are associated with surveys and questions created using Salesforce Surveys. This object is reserved for internal use, and is available in API version 49.0 and later.

### [BusinessProcessFeedback](#)

Setup object that stores information the survey and the question associated with each stage in a customer lifecycle map. Customer lifecycle maps are used to track the scores provided by customers across their lifecycle using Salesforce Surveys. This object is reserved for internal use, and is available in API version 49.0 and later.

### [BusinessProcessGroup](#)

Setup object that stores information about customer lifecycle maps. Customer lifecycle maps are used to track the scores provided by customers across their lifecycle using Salesforce Surveys. This object is reserved for internal use, and is available in API version 49.0 and later.

### [BuyerGroupPricebook](#)

Represents a buyer group price book used in Lightning B2B Commerce. This object is available in API version 48.0 and later.

### [Calendar](#)

Represents a calendar. This can be a default user calendar, public calendar, resource calendar, or holiday calendar. This object is available in API version 45.0 and later.

### [CalendarView](#)

Represents a calendar based on a Salesforce object, both standard and custom. These calendars can be created and assigned to users other than the creator. This object is available in API version 48.0 and later.

### [CallCenter](#)

Represents a call center, which is a logical representation of a single computer-telephony integration (CTI) system instance in an organization.

### [CallCoachConfigModifyEvent](#)

Represents a Call Coaching configuration change. This object is available in API version 49.0 and later.

### [CallCoachingMediaProvider](#)

Represents the media provider for call recordings. This object is available in API version 49.0 and later.

### [CallDisposition](#)

Represents a call result value that sales reps select when logging a call. This object is available in API version 47.0 and later.

## Standard Objects

### [CallDispositionCategory](#)

Represents the call outcome of a phone call that is used in reports and branching criteria for sales cadences. This object is available in API version 47.0 and later.

### [CallTemplate](#)

Represents a call script for users to read when making calls.

### [Campaign](#)

Represents and tracks a marketing campaign, such as a direct mail promotion, webinar, or trade show.

### [CampaignInfluence](#)

Represents the association between a campaign and an opportunity in Customizable Campaign Influence. This object is available in API version 37.0 and later.

### [CampaignInfluenceModel](#)

This read-only object represents a campaign influence model in Customizable Campaign Influence. Use campaign influence models to group `CampaignInfluence` records created by a specific set of triggers and workflows that you define. The Primary Campaign Source influence model is the default model. This object is available in API version 37.0 and later.

### [CampaignMember](#)

Represents the association between a campaign and either a lead or a contact.

### [CampaignMemberStatus](#)

One or more member status values defined for a campaign.

### [CampaignOwnerSharingRule](#)

Represents the rules for sharing a campaign with User records other than the owner or anyone above the owner in the role hierarchy.

### [CampaignShare](#)

Represents a sharing entry on a Campaign.

### [CampaignTag](#)

Associates a word or short phrase with a Campaign.

### [CardPaymentMethod](#)

References a credit card or debit card payment method. This entity implements the `PaymentMethod` entity interface. This object is available in API version 48.0 and later.

### [CartCheckoutSession](#)

Represents a checkout session used in Lightning B2B Commerce checkout. This object is available in API version 48.0 and later.

### [CartDeliveryGroup](#)

Represents shipping information for the delivery of items in an order against a store built with B2B Commerce on Lightning Experience. This object is available in API version 49.0 and later.

### [CartDeliveryGroupMethod](#)

Represents the selected delivery method for a cart delivery group used in Lightning B2B Commerce checkout. This object is available in API version 49.0 and later.

### [CartItem](#)

Represents an item in a `WebCart` that's active in a store built with B2B Commerce on Lightning Experience. Cart item can be of type `Product` or `Charge`. This object is available in API version 49.0 and later.

### [CartTax](#)

Represents taxes for a line item in a `WebCart` that's active in a store built with B2B Commerce on Lightning Experience. This object is available in API version 49.0 and later.



## Standard Objects

### [CartValidationOutput](#)

Associate errors to cart entities, such as cart line items, delivery groups, and the like, in a store built with B2B Commerce on Lightning Experience. An example error is "Out of stock." Available in API version 49.0 and later.

### [Case](#)

Represents a case, which is a customer issue or problem.

### [CaseArticle](#)

Represents the association between a Case and a KnowledgeArticle. This object is available in API version 20.0 and later.

### [CaseComment](#)

Represents a comment that provides additional information about the associated Case.

### [CaseContactRole](#)

Represents the role that a given Contact plays on a Case.

### [CaseHistory](#)

Represents historical information about changes that have been made to the associated Case.

### [CaseMilestone](#)

Represents a milestone (required step in a customer support process) on a Case. This object is available in API version 18.0 and later.

### [CaseOwnerSharingRule](#)

Represents the rules for sharing a case with users other than the owner.

### [CaseShare](#)

Represents a sharing entry on a Case.

### [CaseSolution](#)

Represents the association between a Case and a Solution.

### [CaseStatus](#)

Represents the status of a Case, such as New, On Hold, or In Process.

### [CaseTag](#)

Associates a word or short phrase with a Case

### [CaseTeamMember](#)

Represents a case team member, who works with a team of other users to help resolve a case.

### [CaseTeamRole](#)

Represents a case team role. Every case team member has a role on a case, such as "Customer Contact" or "Case Manager."

### [CaseTeamTemplate](#)

Represents a predefined case team, which is a group of users that helps resolve a case.

### [CaseTeamTemplateMember](#)

Represents a member on a predefined case team, which is a group of users that helps resolve cases.

### [CaseTeamTemplateRecord](#)

The CaseTeamTemplateRecord object is a linking object between the Case and CaseTeamTemplate objects. To assign a predefined case team to a case (customer inquiry), create a CaseTeamTemplateRecord record and point the `ParentId` to the case and the `TeamTemplateId` to the predefined case team.

### [CategoryData](#)

Represents a logical grouping of Solution records.

### [CategoryNode](#)

Represents a tree of Solution categories.

## Standard Objects

### [CategoryNodeLocalization](#)

When the Translation Workbench is enabled for your organization, the CategoryNodeLocalization object provides the translation of the label of a solution category.

### [ChannelObjectLinkingRule](#)

Represents a rule for linking a channel interaction with an object (such as Lead or Contact). This object is available in API version 47.0 and later.

### [ChannelProgram](#)

Represents a channel program that vendors use to market and sell their products through channel partners. This object is available in API version 41.0 and later.

### [ChannelProgramLevel](#)

Represents a level, based on member experience, in a channel program. This object is available in API version 41.0 and later.

### [ChannelProgramMember](#)

Represents a partner who is a member of a channel program. This object is available in API version 41.0 and later.

### [ChatterActivity](#)

ChatterActivity represents the number of posts and comments made by a user and the number of comments and likes on posts and comments received by the same user. This object is available in API version 23.0 and later.

### [ChatterAnswersActivity](#)

Represents the reputation of a User in Chatter Answers communities. This object is available in API version 25.0 and later.

### [ChatterAnswersReputationLevel](#)

Represents a reputation level within a Chatter Answers zone. This object is available in API version 26.0 and later.

### [ChatterConversation](#)

Represents a private conversation in Chatter, consisting of messages that conversation members have sent or received. This object is available in API version 23.0 and later.

### [ChatterConversationMember](#)

Represents a member of a private conversation in Chatter. A member has either sent messages to or received messages from other conversation participants. This object is available in API version 23.0 and later.

### [ChatterMessage](#)

Represents a message sent as part of a private conversation in Chatter. This object is available in API version 23.0 and later.

### [ClientBrowser](#)

Represents a cookie added to the browser upon login, and also includes information about the browser application where the cookie was inserted. This object is available in version 28.0 and later.

### [CollaborationGroup](#)

Represents a Chatter group. This object is available in API version 19.0 and later.

### [CollaborationGroupMember](#)

Represents a member of a Chatter group. This object is available in API version 19.0 and later.

### [CollaborationGroupMemberRequest](#)

Represents a request to join a private Chatter group. This object is available in API version 21.0 and later.

### [CollaborationGroupRecord](#)

Represents the records associated with Chatter groups.

### [CollaborationInvitation](#)

Represents an invitation to join Chatter, either directly or through a group. This object is available in API version 21.0 and later.

## Standard Objects

### [ColorDefinition](#)

Represents the color-related metadata for a custom tab. This object is available in API version 43.0 and later.

### [CombinedAttachment](#)

This read-only object contains all notes, attachments, Google Docs, documents uploaded to libraries in Salesforce CRM Content, and files added to Chatter that are associated with a record.

### [CommerceEntitlementBuyerGroup](#)

Represents the entitlement policy for a buyer group. This object is available in API version 49.0 and later.

### [CommerceEntitlementPolicy](#)

Represents an entitlement policy, which determines what products and prices a user can see. This object is available in API version 49.0 and later.

### [CommerceEntitlementPolicyShare](#)

Represents the entitlement rule for sharing products and prices with users other than the owner. This object is available in API version 49.0 and later.

### [CommerceEntitlementProduct](#)

Represents the entitlement policy for a product. This object is available in API version 49.0 and later.

### [CommSubscription](#)

Represents a customer's subscription preferences for a specific communication. This object is available in API version 48.0 and later.

### [CommSubscriptionChannelType](#)

Represents the engagement channel through which you can reach a customer for a communication subscription. This object is available in API version 48.0 and later.

### [CommSubscriptionConsent](#)

Represents a customer's consent to a communication subscription. This object is available in API version 48.0 and later.

### [CommSubscriptionTiming](#)

Represents a customer's timing preferences for receiving a communication subscription. This object is available in API version 48.0 and later.

### [Community \(Zone\)](#)

Represents a zone that contains Idea or Question objects.

### [ConnectedApplication](#)

Represents a connected app and its details; all fields are read-only.

### [Consumption Rate](#)

Consumption rates describe the billing rate for a range of usage within a consumption schedule. All consumption schedules require at least one consumption rate in order to rate usage on a usage product. This object is available in API version 45.0 and later.

### [Consumption Schedule](#)

A consumption schedule organizes a set of consumption rates by which usage-based products are quoted and billed. This object is available in API version 45.0 and later.

### [Contact](#)

Represents a contact, which is a person associated with an account.

### [ContactCleanInfo](#)

Stores the metadata Data.com Clean uses to determine a contact record's clean status. Helps you automate the cleaning or related processing of contact records. ContactCleanInfo includes a number of bit vector fields.

## Standard Objects

### [ContactPointAddress](#)

Represents a contact's billing or shipping address, which is associated with an individual or person account. This object is available in API version 49.0 and later.

### [ContactPointConsent](#)

Represents a customer's consent to be contacted via a specific contact point, such as an email address or phone number. This object is available in API version 48.0 and later.

### [ContactPointEmail](#)

Represents a contact's email, which is associated with an individual or person account. This object is available in API version 48.0 and later.

### [ContactPointPhone](#)

Represents a contact's phone number, which is associated with an individual or person account. This object is available in API version 48.0 and later.

### [ContactPointTypeConsent](#)

Represents consent for a contact point type, such as email or phone. This object is available in API version 45.0 and later.

### [ContactOwnerSharingRule](#)

Represents the rules for sharing a contact with a User other than the owner.

### [ContactRequest](#)

Represents a customer's request for support to get back to them about an issue. This object is available in API version 45.0 and later.

### [ContactRequestShare](#)

Represents a list of access levels to a ContactRequest with an explanation of the access level. This object is available in API version 45.0 and later.

### [ContactShare](#)

Represents a list of access levels to a Contact along with an explanation of the access level. For example, if you have access to a record because you own it, the `ContactAccessLevel` is `All` and `RowCause` is `Owner`.

### [ContactSuggestionInsight](#)

Represents a suggestion for a new contact record. Available in API versions 45.0 and later.

### [ContactTag](#)

Associates a word or short phrase with a Contact.

### [ContentAsset](#)

Represents a Salesforce file that has been converted to an asset file in a custom app in Lightning Experience. Use asset files for org setup and configuration. Asset files can be packaged and referenced by other components. This object is available in API version 38.0 and later.

### [ContentBody](#)

Represents the body of a file in Salesforce CRM Content or Salesforce Files. This object is available in API version 40.0 and later.

### [ContentDistribution](#)

Represents information about sharing a document externally. This object is available in API version 32.0 and later.

### [ContentDistributionView](#)

Represents information about views of a shared document. This read-only object is available in API version 32.0 and later.

### [ContentDocument](#)

Represents a document that has been uploaded to a library in Salesforce CRM Content or Salesforce Files. This object is available in versions 17.0 and later for Salesforce CRM Content. This object is available in API version 21.0 and later for Salesforce Files.

## Standard Objects

### [ContentDocumentHistory](#)

Represents the history of a document. This object is available in versions 17.0 and later.

### [ContentDocumentLink](#)

Represents the link between a Salesforce CRM Content document or Salesforce file and where it's shared. A file can be shared with other users, groups, records, and Salesforce CRM Content libraries. This object is available in versions 21.0 and later for Salesforce CRM Content documents and Salesforce Files.

### [ContentDocumentListViewMapping](#)

Represents an association between a ListView and a Quip ContentDocument. Applies to Quip file types only. Maintains the mapping between a list view and Quip document when the list view is exported to a newly created Quip document. This object is available in API version 44.0 and later.

### [ContentDocumentSubscription](#)

Represents a subscription for a user following or commenting on a file in a library. This object is available in API version 42.0 and later.

### [ContentFolder](#)

Represents a folder in a content library for adding files. This object is available in API version 34.0 and later.

### [ContentFolderItem](#)

Represents a file (ContentDocument) or folder (ContentFolder) that resides in a ContentFolder in a ContentWorkspace. This object is available in API version 35.0 and later.

### [ContentFolderLink](#)

Defines the association between a library and its root folder. This object is available in API version 34.0 and later.

### [ContentFolderMember](#)

Defines the association between a file and a folder. This object is available in API version 34.0 and later.

### [ContentHubItem](#)

Represents a file or folder in a Files Connect external data source, such as Microsoft SharePoint or OneDrive for Business. This object is available in API version 33.0 and later.

### [ContentHubRepository](#)

Represents a Files Connect external data source such as Microsoft SharePoint or OneDrive for Business. This object is available in API version 33.0 and later.

### [ContentNote](#)

Represents a note created with the enhanced note taking tool, released in Winter '16. This object is available in API version 32.0 and later.

### [ContentNotification](#)

Represents a notification for a file. This object is available in API version 42.0 and later.

### [ContentTagSubscription](#)

Represents a subscription for a user following a tag on a file. This object is available in API version 42.0 and later.

### [ContentUserSubscription](#)

Represents a subscription for a user following another user. This object is available in API version 42.0 and later.

### [ContentVersion](#)

Represents a specific version of a document in Salesforce CRM Content or Salesforce Files. This object is available in versions 17.0 and later for Salesforce CRM Content documents. This object is available in versions 20.0 and later for Salesforce Files.

### [ContentVersionComment](#)

Represents a comment on a version of a file. This object is available in API version 42.0 and later.

## Standard Objects

### [ContentVersionHistory](#)

Represents the history of a specific version of a document. This object is available in version 17.0 and later.

### [ContentVersionRating](#)

Represents a rating on a version of a file. This object is available in API version 42.0 and later.

### [ContentWorkspace](#)

Represents a content library. This object is available in versions 17.0 and later.

### [ContentWorkspaceDoc](#)

Represents a link between a document and a public library in Salesforce CRM Content. This object is available in versions 17.0 and later.

### [ContentWorkspaceMember](#)

Represents a member of a content library. This object is available in API version 40.0 and later.

### [ContentWorkspacePermission](#)

Represents a library permission. This object is available in API version 40.0 and later.

### [ContentWorkspaceSubscription](#)

Represents a subscription for a user following a library. This object is available in API version 42.0 and later.

### [Contract](#)

Represents a contract (a business agreement) associated with an Account.

### [ContractContactRole](#)

Represents the role that a given Contact plays on a Contract.

### [ContractLineItem](#)

Represents a product covered by a service contract (customer support agreement). This object is available in API version 18.0 and later.

### [ContractStatus](#)

Represents the status of a Contract, such as Draft, InApproval, Activated, Terminated, or Expired.

### [ContractTag](#)

Associates a word or short phrase with a Contract.

### [Conversation](#)

Represents a conversation between an end user and an agent. Available in API version 49.0 and later.

### [ConversationContextEntry](#)

Represents the context of a message or an event in the chat history between an agent and a messaging user. This object is available in API version 47.0 and later.

### [ConversationEntry](#)

Represents a message or an event in the chat history between an agent and a messaging user. This object is available in API version 43.0 and later.

### [ConversationParticipant](#)

Represents an active participant in a conversation. A new ConversationParticipant record is created each time a participant joins a conversation. This object is available in API version 49.0 and later.

### [CorsWhitelistEntry](#)

Cross-Origin Resource Sharing (CORS) enables web browsers to request resources from origins other than their own (cross-origin). For example, using CORS, JavaScript code at `https://www.example.com` could request a resource from `https://www.salesforce.com`. To access supported Salesforce APIs, Apex REST resources, and Lightning Out from JavaScript code in a web browser, add the origin serving the code to a Salesforce CORS safelist.

## Standard Objects

### [CreditMemo](#)

Represents a document that is used to adjust or rectify errors made in an invoice. The invoice has already been processed and sent to a customer. This object is available in API version 48.0 and later.

### [CreditMemoLine](#)

Represents a partial or full application of a credit memo's balance against an invoice or invoice line. This object is available in API version 48.0 and later.

### [Crisis](#)

Represents a major crisis event that affects an Employee in an InternalOrganizationUnit. This object is available in API version 48.0 and later.

### [CronJobDetail](#)

Contains details about the associated scheduled job, such as the job's name and type. This object is available in API version 29.0 and later.

### [CronTrigger](#)

Contains schedule information for a scheduled job. CronTrigger is similar to a cron job on UNIX systems. This object is available in API version 17.0 and later.

### [CspTrustedSite](#)

Represents a CSP Trusted Site. The Lightning Component framework uses Content Security Policy (CSP) to impose restrictions on content. The main objective is to help prevent cross-site scripting (XSS) and other code injection attacks. To use third-party APIs that make requests to an external (non-Salesforce) server or to use a WebSocket connection, add a CSP Trusted Site. This object is available in API version 48.0 and later.

### [CurrencyType](#)

Represents the currencies used by an organization for which the multicurrency feature is enabled.

### [CustomBrand](#)

Represents a custom branding and color scheme. This object is available in API version 28.0 and later.

### [CustomBrandAsset](#)

Represents a branding element in a custom branding scheme. For example, a color, logo image, header image, or footer text. A CustomBrandAsset can apply to a community or to an org using the Salesforce mobile app. This object is available in API version 28.0 and later.

### [CustomHelpMenuItem](#)

Represents the items within a section of the Lightning Experience help menu that the admin added to display custom, org-specific help resources. This object is available in API version 44.0 and later.

### [CustomHelpMenuSection](#)

Represents a section of the Lightning Experience help menu that the admin added to display custom, org-specific help resources. This object is available in API version 44.0 and later.

### [CustomHTTPHeader](#)

Represents a custom HTTP header that provides context information from Salesforce such as region, org details, or the role of the person viewing the external object. This object is available in API version 43.0 and later.

### [CustomNotificationType](#)

Stores information about custom notification types. This object is available in API version 47.0 and later.

### [CustomPermission](#)

Represents a permission created to control access to a custom process or app, such as sending email. This object is available in API version 31.0 and later.

## Standard Objects

### [CustomPermissionDependency](#)

Represents the dependency between two custom permissions when one custom permission requires that you enable another custom permission. This object is available in API version 32.0 and later.

### [DandBCompany](#)

Represents a Dun & Bradstreet® company record, which is associated with an account added from Data.com. This object is available in API version 25.0 and later.

### [Dashboard](#)

Represents a dashboard, which shows data from custom reports as visual components. Access is read-only. This object is available in API version 20.0 and later.

### [DashboardComponent](#)

Represents a dashboard component, which can be a chart, metric, table, or gauge on a dashboard. Access is read-only. This object is available in API version 21.0 and later.

### [DashboardTag](#)

Associates a word or short phrase with a Dashboard. This object is available in API version 20.0 and later.

### [DataAssessmentFieldMetric](#)

Represents summary statistics for matched, blank, and differing fields in account records of an org compared to records in Data.com. This object is available in API version 37.0 and later.

### [DataAssessmentMetric](#)

Represents a summary of statistics for fields matched and unmatched in your account records with Data.com account records. This object is available in API version 37.0 and later.

### [DataAssessmentValueMetric](#)

Summarizes the number of fields matched for your account records with Data.com account records. This object is available in API version 37.0 and later.

### [DatacloudCompany](#)

Represents the fields for Data.com company records. This object is available in API version 30.0 or later.

### [DatacloudContact](#)

The fields and properties for Data.com contact records. This object is available in API version 30.0 or later.

### [DatacloudDandBCompany](#)

Represents a set of read-only fields that are used to return D&B company data from Data.com API calls. This object is available in API version 30.0 or later.

### [DatacloudOwnedEntity](#)

Represents fields in the DatacloudOwnedEntity object. The DatacloudOwnedEntity object tracks user-purchased records. This object is available in API version 30.0 or later.

### [DatacloudPurchaseUsage](#)

Represents an object used to identify and track Data.com record purchases. This object is available in API version 30.0 or later.

### [DatacloudSocialHandle](#)

Returns normalized URLs with userids for different social media used by Data.com contacts. The DatacloudSocialHandle object is a child object of the DatacloudContact object. This object is available in API version 30.0 or later.

### [DataIntegrationRecordPurchasePermission](#)

Indicates Lightning Data purchase credits that a Salesforce admin has granted to users.



## Standard Objects

### [DatasetExport](#)

Represents a dataset exported from Einstein Analytics. When a dataset is exported, the data is converted into a .csv file and the schema is stored in a separate JSON file. These files are stored in two objects: DatasetExport and DatasetExportPart. DatasetExport acts as the header and includes the JSON schema.

### [DatasetExportPart](#)

Represents a dataset exported from Einstein Analytics. When a dataset is exported, the data is converted into a .csv file and the schema is stored in a separate JSON file. These files are stored in two objects: DatasetExport and DatasetExportPart. DatasetExportPart contains parts of the .csv file.

### [DataUseLegalBasis](#)

Represents the legal basis for contacting a customer, such as billing or contract. This object is available in API version 45.0 and later.

### [DataUsePurpose](#)

Represents the reason for contacting a prospect or customer, such as for billing, marketing, or surveys. This object is available in API version 45.0 and later.

### [DatedConversionRate](#)

Represents the dated exchange rates used by an organization for which the multicurrency and the effective dated currency features are enabled.

### [DcSocialProfile](#)

The `DcSocialProfile` object is a read-only object accessible only through the Data.com Social Key API. This object is available in API version 32.0 or later.

### [DcSocialProfileHandle](#)

The `DcSocialProfileHandle` object, a child object to `DcSocialProfile`, is a read-only object accessible only through the Data.com Social Key API. The `DcSocialProfileHandle` object is a child object of the `DcSocialProfile` object. This object is available in API version 32.0 or later.

### [DeclinedEventRelation](#)

Represents event participants (invitees or attendees) with the status `Declined` for a given event. This object is available in API versions 29.0 and later.

### [DelegatedAccount](#)

Represents the external managed account. This object is available in API version 49.0 and later.

### [DeleteEvent](#)

Represents a record that has been soft deleted. This object is available in API version 48.0 and later.

### [DigitalSignature](#)

Represents a signature captured on a service report in field service.

### [DigitalWallet](#)

The digital wallet entity represents a customer's digital wallet service. Commerce Payments can use a digital wallet as a payment source when processing payments through a payment gateway. This object is available in API version 48.0 and later.

### [DirectMessage](#)

Represents a direct message conversation between multiple users in Chatter. This object is available in API version 38.0 and later.

### [Division](#)

A logical segment of your organization's data. For example, if your company is organized into different business units, you could create a division for each business unit, such as "North America," "Healthcare," or "Consulting." Available only if the organization has the Division permission enabled.

## Standard Objects

### [DivisionLocalization](#)

When the Translation Workbench is enabled for your organization, the DivisionLocalization object provides the translation of the label for a division.

### [Document](#)

Represents a file that a user has uploaded. Unlike Attachment records, documents are not attached to a parent object.

### [DocumentAttachmentMap](#)

Maps the relationship between an EmailTemplate and its attachment, which is stored as a Document.

### [DocumentTag](#)

Associates a word or short phrase with a Document.

### [Domain](#)

Read-only object that represents a custom Web address assigned to a site in your organization. This object is available in API version 26.0 and later.

### [DomainSite](#)

Read-only junction object that joins together the Site and Domain objects. This object is available in API version 26.0 and later.

### [DuplicateJob](#)

Represents an instance of a job that identifies duplicates among existing records in the system.

### [DuplicateJobDefinition](#)

Setup object defining a job that identifies duplicate record items globally.

### [DuplicateJobMatchingRule](#)

Represents a MatchingRule to be used with a DuplicateJob sharing the corresponding DuplicateJobMatchingRuleDefinition.

### [DuplicateJobMatchingRuleDefinition](#)

Setup object specifying a MatchingRule to use with DuplicateJob instances that share a DuplicateJobDefinition.

### [DuplicateRecordItem](#)

Represents an individual record that's part of a duplicate record set. Use this object to create custom report types.

### [DuplicateRecordSet](#)

Represents a group of records that have been identified as duplicates. Each duplicate record set contains one or more duplicate record items. Use this object to create custom report types and view the results of duplicate jobs.

### [DuplicateRule](#)

Represents a duplicate rule for detecting duplicate records.

### [ElectronicMediaGroup](#)

Represents the type of media that you can associate with a product or category. This object is available in API version 49.0 and later.

### [ElectronicMediaUse](#)

Represents the usage of media. This object is available in API version 49.0 and later.

### [EmailDomainFilter](#)

Represents a filter that determines whether an email relay is restricted to a specific list of domains. This object is available in API version 43.0 and later.

### [EmailDomainKey](#)

Represents a domain key for an organization's domain, used to authenticate outbound email that Salesforce sends on the organization's behalf. This object is available in API version 28.0 and later.

### [EmailMessage](#)

Represents an email in Salesforce.

## Standard Objects

### [EmailMessageRelation](#)

Represents the relationship between an email and contacts, leads, and users. This object is available in API version 37.0 and later.

### [EmailRelay](#)

Represents the configuration for sending an email relay. An email relay routes email sent from Salesforce through your company's email servers. This object is available in API version 43.0 and later.

### [EmailServicesAddress](#)

An email service address.

### [EmailServicesFunction](#)

An email service.

### [EmailStatus](#)

Represents the status of email sent.

### [EmailTemplate](#)

Represents a template for mass email, or email sent when the activity history related list of a record is modified.

### [EmbeddedServiceDetail](#)

Represents a metadata catalog object that exposes fields from the underlying Embedded Service setup objects defined in each EmbeddedServiceConfig deployment for guest users. Guest users don't have direct access to the Embedded Service setup objects. Available in API version 39.0 and later.

### [Employee](#)

Represents an employee within a company or organization. This object is available in API version 48.0 and later.

### [EmployeeCrisisAssessment](#)

Represents a crisis assessment of an Employee. This object is available in API version 48.0 and later.

### [EngagementChannelType](#)

Represents a channel through which a customer can be reached for communication. This object is available in API version 48.0 and later.

### [EmbeddedServiceLabel](#)

Represents a customized label in Embedded Chat or embedded Appointment Management. This object is available in API version 44.0 and later.

### [EnhancedLetterhead](#)

Represents an enhanced letterhead that can be associated with a Lightning email template that doesn't use the Salesforce Merge Language (SML). This object is available in API version 46.0 and later.

### [Entitlement](#)

Represents the customer support an account or contact is eligible to receive. This object is available in API version 18.0 and later. Entitlements may be based on an asset, product, or service contract.

### [EntitlementContact](#)

Represents a Contact eligible to receive customer support via an Entitlement. This object is available in API version 18.0 and later.

### [EntitlementTemplate](#)

Represents predefined terms of customer support for a product (Product2). This object is available in API version 18.0 and later.

### [EntityHistory](#)

Represents historical information about an object's changed field values. This object is only available to users with the "View All Data" permission. This object is unavailable beginning with API version 8.0. Use the object-specific [History](#) objects instead.

## Standard Objects

### [EntityMilestone](#)

Represents a required step in a customer support process on a work order. The Salesforce user interface uses the term “object milestone.” This object is available in API version 37.0 and later.

### [EntitySubscription](#)

Represents a subscription for a user following a record or another user. This object is available in API version 34.0 and later.

### [Expense](#)

Represents an expense linked to a work order. Service resource technicians can log expenses, such as tools or travel costs. This object is available in API version 49.0 and later.

### [EnvironmentHubMember](#)

Represents a member organization in the Environment Hub. This object is available in API version 29.0 and later.

### [Event](#)

Represents an event in the calendar. In the user interface, event and task records are collectively referred to as activities.

### [EventLogFile](#)

Represents event log files for event monitoring. The event monitoring product gathers information about your Salesforce org’s operational events, which you can use to analyze usage trends and user behavior. This object is available in API version 32.0 and later. The `Interval` and `Sequence` fields are available only in API version 37.0 and later.

### [EventRelation](#)

Represents a person (a user, lead, or contact) or a resource (such as a conference room) invited to an event. This object lets you add or remove invitees from an event and use the API to manage invitees’ responses to invitations. If Shared Activities is enabled, `EventRelation` can also represent other objects that are related to an event. `EventRelation` does not support triggers, workflow, or data validation rules.

### [EventBusSubscriber](#)

Represents a trigger, process, or flow that is subscribed to a platform event.

### [EventTag](#)

Associates a word or short phrase with an Event.

### [EventWhoRelation](#)

Represents the relationship between an event and a lead or contacts. This derived object is a filtered version of the [EventRelation](#) on page 1212 object; that is, `IsParent` is `true` and `IsWhat` is `false`. It doesn’t represent relationships to invitees or to accounts, opportunities, or other objects. This object is available in API versions 29.0 and later.

### [ExpressionFilter](#)

Represents a logical expression that’s used to control the execution of macro instructions. This object is available in API version 46.0 and later.

### [ExpressionFilterCriteria](#)

Represents a condition in an expression that’s used to control the execution of macro instructions. This object is available in API version 46.0 and later.

### [ExternalAccountHierarchy](#)

Represents the external account hierarchy, which works like a role-based hierarchy. Use `ExternalAccountHierarchy` to allow partner and customer users to share data with other external accounts in their hierarchy. This object is available in API version 49.0 and later.

### [ExternalDataSource](#)

Represents an external data source, which defines connection details for integration with data and content that are stored outside the Salesforce org. This object is available in API version 27.0 and later.

## Standard Objects

### [ExternalDataUserAuth](#)

Stores authentication settings for a Salesforce user to access an external system. The external system must be defined in an external data source or a named credential that's configured to use per-user authentication. This object is available in API version 27.0 and later.

### [ExternalSocialAccount](#)

Represents a managed social media account on a social network such as Facebook or Twitter. This object is available in API version 29.0 and later.

### [FeedAttachment](#)

Represents an attachment to a feed item, such as a file attachment or a link. Use FeedAttachment to add various attachments to one feed item. This object is available in API version 36.0 and later.

### [FeedComment](#)

Represents a comment added to a feed by a user. This object is available in API version 18.0 and later.

### [FeedItem](#)

FeedItem represents an entry in the feed, such as changes in a record feed, including text posts, link posts, and content posts. This object is available in API version 21.0 and later. This object replaces FeedPost.

### [FeedLike](#)

Indicates that a user has liked a feed item. This object is available in API version 21.0 and later.

### [FeedPollChoice](#)

Shows the choices for a poll posted in the feed. This object is available in API version 29.0 and later.

### [FeedPollVote](#)

Shows how users voted on a poll posted in the feed. This object is available in API version 29.0 and later.

### [FeedPost](#)

FeedPost represents the following types of changes in a record feed, such as AccountFeed: text posts, link posts, and content posts. This object is available in API version 18.0 through 21.0. FeedPost is no longer available in later versions. Starting with API version 21.0, use FeedItem to represent text posts, link posts, and content posts in feeds.

### [FeedRevision](#)

Holds the revision history of a specific feed item or comment, including a list of attributes that changed for each revision. This object is available in API version 34.0 and later.

### [FeedTrackedChange](#)

Represents an individual field change or set of field changes. A FeedTrackedChange is a child object of a record feed, such as AccountFeed. This object is available in API version 18.0 and later.

### [FieldHistoryArchive](#)

Represents field history values for all objects that retain field history. `FieldHistoryArchive` is a big object, available only to users with the "Retain Field History" permission. This object is available in API version 29.0 and later.

### [FieldPermissions](#)

Represents the enabled field permissions for the parent PermissionSet. This object is available in API version 24.0 and later.

### [FieldSecurityClassification](#)

Represents a field's data sensitivity value selected from the SecurityClassification picklist. This object is available in API version 46.0 and later.

### [FieldServiceMobileSettings](#)

Represents a configuration of settings that control the Field Service Lightning iOS and Android mobile app experience. This object is available in API version 38.0 and later.

## Standard Objects

### [FiscalYearSettings](#)

Settings to define a custom or standard fiscal year for your organization. This object has a parent-child relationship with the Period object.

### [FlexQueueItem](#)

Represents an asynchronous Apex job in the Apex flex queue. Provides information about the job type and flex queue position of the AsyncApexJob. This object is available in API version 36.0 and later.

### [FlowDefinitionView](#)

Represents the description of a flow definition. This object is available in API version 46.0 and later.

### [FlowInterview](#)

Represents a flow interview. A *flow interview* is a running instance of a flow.

### [FlowInterviewOwnerSharingRule](#)

Represents the rules for sharing a FlowInterview with users other than the owner. This object is available in API version 33.0 and later.

### [FlowInterviewShare](#)

Represents a sharing entry on a FlowInterview. This object is available in API version 33.0 and later.

### [FlowRecordRelation](#)

Represents a relationship between a record and a flow interview. When a flow interview is paused, Salesforce uses the `$Flow.CurrentRecord` global variable in the flow to associate the interview with a record. Available in API version 42.0 and later.

### [FlowStageRelation](#)

Represents a relationship between a paused flow interview and its stages. When a flow interview is paused, Salesforce creates a FlowStageRelation record for each stage that's set to the `$Flow.CurrentStage` or `$Flow.ActiveStages` global variable. Available in API version 43.0 and later.

### [FlowVariableView](#)

Represents a variable within the flow version. This object is available in API version 46.0 and later.

### [FlowVersionView](#)

Represents the version of a flow definition. This object is available in API version 46.0 and later.

### [Folder](#)

Represents a repository for a Dashboard, Document, EmailTemplate, Macro, QuickText, or Report. Only one type of item can be contained in a folder.

### [FolderedContentDocument](#)

Represents the relationship between a parent and child ContentFolderItem in a ContentWorkspace.

### [ForecastingAdjustment](#)

This object represents an individual forecast manager's adjustment for a subordinate's or child territory's forecast via a ForecastingItem. Available in API versions 26 and greater. This object is separate from the ForecastingOwnerAdjustment object, which represents forecast users' adjustments of their *own* forecasts, including territory forecasts they own.

### [ForecastingDisplayedFamily](#)

Represents the table in Forecasts Settings where an admin selects the product families that users can forecast on in Lightning Experience. This object is available in API version 40.0 and later.

### [ForecastingFact](#)

This is a read-only object linking a ForecastingItem with its opportunities, such as opportunities that share the same owner or forecast category and have a closing date within the period of the forecasting item. Available in API versions 26 and greater.

## Standard Objects

### [ForecastingItem](#)

This is a read-only object used for individual forecast amounts. Users see amounts based on their perspectives and forecast roles. The amounts users see include one of the following when forecasting in revenue: `AmountWithoutAdjustments`, `AmountWithoutManagerAdjustment`, `ForecastAmount`, `OwnerOnlyAmount`. The amounts users see include one of the following when forecasting in quantity: `QuantityWithoutAdjustments`, `QuantityWithoutManagerAdjustment`, `ForecastQuantity`, `OwnerOnlyQuantity`. Available in API versions 26 and greater.

### [ForecastingOwnerAdjustment](#)

This object represents an individual forecast user's adjustment of their *own* forecast, including territory forecasts they own, via a `ForecastingItem`. Available in API versions 33 and greater. This object is separate from the `ForecastingAdjustment` object, which represents managers' adjustments of *subordinates'* and child territories' forecasts.

### [ForecastingQuota](#)

This object represents an individual user's or territory's quota for a specified time period. The "Manage Quotas" user permission is required for creating, updating, or deleting quotas. (Users can only edit their subordinates' or child territories' quotas, not their own.) The "View All Forecasts" permission is required to View any user's forecast, regardless of the forecast hierarchy. Available in API versions 25 and greater. Forecast managers can view the forecasts of subordinates and territories below them in the forecast hierarchy.

### [ForecastingShare](#)

Represents forecasts shared between a forecast manager and a user. Available in API version 44.0 and later.

### [ForecastingType](#)

This object is used to identify the forecast type associated with `ForecastingAdjustment`, `ForecastingOwnerAdjustment`, `ForecastingQuota`, `ForecastingFact`, and `ForecastingItem` objects. Available in API versions 30.0 and greater.

### [ForecastingUserPreference](#)

Represents the forecasting selections that a user has made, such as display options, date range, forecasting type, and currency.

### [FormulaFunction](#)

Represents a function used when building a formula, including examples and uses. This object is available in API version 47.0 and later.

### [FormulaFunctionAllowedType](#)

Represents the functions that are supported in the given formula context. This object is available in API version 48.0 and later.

### [FormulaFunctionCategory](#)

Represents the category to which a formula belongs when building a formula. This object is available in API version 47.0 and later.

### [FulfillmentOrder](#)

Represents a group of products and delivery charges on a single order that share the same fulfillment location, delivery method, and recipient. The `FulfillmentOrderLineItems` belonging to a `FulfillmentOrder` are associated with `OrderItemSummary` objects belonging to a single `OrderSummary`. This object is available in API version 48.0 and later.

### [FulfillmentOrderItemAdjustment](#)

Represents a price adjustment on a `FulfillmentOrderLineItem`. Corresponds to an `OrderItemAdjustmentLineSummary` associated with the corresponding `OrderItemSummary`. This object is available in API version 48.0 and later.

### [FulfillmentOrderItemTax](#)

Represents the tax on a `FulfillmentOrderLineItem` or `FulfillmentOrderItemAdjustment`. Corresponds to an `OrderItemTaxLineItemSummary`. This object is available in API version 48.0 and later.

### [FulfillmentOrderLineItem](#)

Represents a product or delivery charge belonging to a `FulfillmentOrder`. Corresponds to an `OrderItemSummary`. This object is available in API version 48.0 and later.

## Standard Objects

### [Goal](#)

The Goal object represents the components of a goal such as its name, description, and status.

### [GoalLink](#)

Represents the relationship between two goals. This is a many-to-many relationship, meaning that each goal can link to many other goals.

### [GoogleDoc](#)

Represents a link to a Google Document. This object is available in API version 14.0 and later.

### [Group](#)

A set of User records.

### [GroupMember](#)

Represents a User or Group that is a member of a public group.

### [HashtagDefinition](#)

HashtagDefinition represents hashtag (#) topics in public Chatter posts and comments. Public posts and comments include those on profiles and in public groups, but not those on records or in private groups. This object is available in API version 26.0 and later.

### [HealthCareDiagnosis](#)

Represents information related to industry-standard healthcare diagnosis codes.

### [HealthCareProcedure](#)

Represents information related to industry-standard healthcare procedure codes.

### [Holiday](#)

Represents a period of time during which your customer support team is unavailable. Business hours and escalation rules associated with business hours are suspended during any holidays with which they are affiliated.

### [IconDefinition](#)

Represents the icon-related metadata for a custom tab. This object is available in API version 43.0 and later.

### [Idea](#)

Represents an idea on which users are allowed to comment and vote, for example, a suggestion for an enhancement to an existing product or process. This object is available in API version 12 and later.

### [IdeaComment](#)

Represents a comment that a user has submitted in response to an idea.

### [IdeaReputation](#)

Represents a collection of statistics and scores derived from a user's activity within an Ideas zone or internal organization. This object is available in API version 28.0 and later.

### [IdeaReputationLevel](#)

Represents a reputation level within an Ideas zone or internal organization and is used by the system to calculate reputation. You can create up to 25 levels per zone or internal organization. This object is available in API version 28.0 and later.

### [IdeaTheme](#)

Represents an invitation to community members to submit ideas that are focused on a specific topic. This object is available in API version 26 and later.

### [IdpEventLog](#)

Represents the Identity Provider Event Log. This log records both problems and successes with inbound SAML or OpenID Connect authentication requests from another app provider. It also records outbound SAML responses when Salesforce is acting as an identity provider. This object is available in API version 39.0 and later.



## Standard Objects

### [IframeWhiteListUrl](#)

Represents a list of external domains that you allow to frame your Visualforce pages and Surveys. This object is available in API version 45.0 and later.

### [Individual](#)

Represents a customer's data privacy and protection preferences. Data privacy records based on the Individual object store your customers' preferences. Data privacy records are associated with related leads, contacts, person accounts, and users. This object is available in API version 42.0 and later.

### [IndividualHistory](#)

Represents the history of changes to values in the fields of a data privacy record, based on the Individual object. This object is available in versions 42.0 and later.

### [IndividualShare](#)

Represents a list of access levels to a data privacy record along with an explanation of the access level. For example, if you have access to a record because you own it, the `IndividualAccessLevel` is `All` and `RowCause` is `Owner`. This object is available in API version 42.0 and later.

### [InternalOrganizationUnit](#)

Represents an organization that an Employee belongs to. This object is available in API version 48.0 and later.

### [Invoice](#)

Represents a financial document describing the total amount a buyer must pay for goods or services provided. This object is available in API version 48.0 and later.

### [InvoiceLine](#)

Represents the amount that a buyer must pay for a product, service, or fee. Invoice lines are created based on the amount of an order line. This object is available in API version 48.0 and later.

### [JobProfile](#)

Represents a job profile used for shift scheduling. This object is available in API versions 47.0 and later.

### [Knowledge\\_\\_Feed](#)

Represents the feed for a knowledge article. This object is available in API version 39.0 and later.

### [Knowledge\\_\\_ka](#)

Provides access to the concrete object that represents a Knowledge article, the parent object for article versions. This object is available in API version 39.0 and later.

### [Knowledge\\_\\_kav](#)

Provides access to the concrete object that represents a Knowledge article version. This object is available in API version 39.0 and later.

### [Knowledge\\_\\_DataCategorySelection](#)

Represents a data category that classifies an article. This object is available in API version 39.0 and later.

### [KnowledgeableUser](#)

Represents a user identified as knowledgeable about a specific topic, and ranks them relative to other knowledgeable users. This object is available in API version 31.0 and later.

### [KnowledgeArticle](#)

Provides read-only access to an article and the ability to delete the master article. This object is available in API version 19.0 and later.

### [KnowledgeArticleVersion](#)

Provides a global view of standard article fields across all types of articles depending on their version. This object is available in API version 18.0 and later.

## Standard Objects

### [KnowledgeArticleVersionHistory](#)

Enables read-only access to the full history of an article. This object is available in API version 25.0 and later.

### [KnowledgeArticleViewStat](#)

Provides statistics on the number of views for the specified article across all article types. This object is read-only and available in API version 20.0 and later.

### [KnowledgeArticleVoteStat](#)

Provides the weighted rating for the specified article on a scale of 1 to 5 across all article types. This object is read-only and available in API version 20.0 and later.

### [LandingPage](#)

Represents a Pardot landing page that has been synced to Salesforce. A landing page is a web page that a visitor reaches after clicking a link or advertisement. This object is available in API version 42.0 and later.

### [Lead](#)

Represents a prospect or lead.

### [LeadCleanInfo](#)

Stores the metadata Data.com Clean uses to determine a lead record's clean status. Helps you automate the cleaning or related processing of lead records.

### [LeadOwnerSharingRule](#)

Represents the rules for sharing a lead with users other than the owner.

### [LeadShare](#)

Represents a sharing entry on a Lead.

### [LeadStatus](#)

Represents the status of a Lead, such as Open, Qualified, or Converted.

### [LeadTag](#)

Associates a word or short phrase with a Lead.

### [LegalEntity](#)

Represents the way an organization is structured. An organization can be a single legal entity or it can comprise more than one legal entity. This object is available in API version 48.0 and later.

### [LightningExperienceTheme](#)

Represents information for a theme in Lightning Experience. This object is available in API Version 42.0 and later.

### [LightningOnboardingConfig](#)

Represents the feedback provided when users switch from Lightning Experience to Salesforce Classic. Admins can customize the question, how frequently the form appears, and where the feedback is stored in Chatter from the Adoption Assistance page in Lightning Experience Setup. Available in API version 47.0 and later.

### [LightningToggleMetrics](#)

Represents users who switched from Lightning Experience back to Salesforce Classic. This object is available in API version 43.0 and later.

### [LightningUsageByAppTypeMetrics](#)

Represents number of users on Lightning Experience and Salesforce Mobile. This object is available in API version 43.0 and later.

### [LightningUsageByBrowserMetrics](#)

Represents Lightning Experience usage grouped by user's browser. This object is available in API version 43.0 and later.

## Standard Objects

### [LightningUsageByPageMetrics](#)

Represents standard pages users viewed most frequently in Lightning Experience. This object is available in API version 43.0 and later.

### [LightningUsageByFlexiPageMetrics](#)

Represents custom pages users viewed most frequently in Lightning Experience. This object is available in API version 43.0 and later.

### [LightningExitByPageMetrics](#)

Represents standard pages users switched from Lightning Experience to Salesforce most frequently. This object is available in API version 44.0 and later.

### [LinkedArticle](#)

Represents a knowledge article that is attached to a work order, work order line item, or work type. This object is available in API version 37.0 and later.

### [LinkedArticleFeed](#)

Represents the comment feed on a linked article. This object is available in API version 39.0 and later.

### [LinkedArticleHistory](#)

Represents the history of changes made to tracked fields on a linked article. This object is available in API version 37.0 and later.

### [ListEmail](#)

Represents a list email sent from Salesforce, or sent from Pardot and synced to Salesforce. When the list email is sent, the recipients are generated by combining recipients in ListEmailIndividualRecipients and ListEmailRecipientSource. Duplicate and other invalid recipients are removed. The result is the recipients who are actually sent any given list email. Has a one-to-many relationship with ListEmailRecipientSource and ListEmailIndividualRecipient. This object is available in API version 41.0 and later.

### [ListEmailIndividualRecipient](#)

For a list email in Salesforce, represents a recipient. Each record represents a link from a list email to exactly one recipient for that list email. Recipients can be contacts, leads, or campaign members. Has a one-to-many relationship with ListEmail. This object is available in API version 44.0 and later.

### [ListEmailRecipientSource](#)

For a list email in Salesforce, represents the dynamically defined sources of recipient email addresses. Each record represents a link to a single list view or campaign that is examined when the list email is sent. Has a one-to-many relationship with ListEmail. This object is available in API version 41.0 and later.

### [ListView](#)

Represents a list view. A list view specifies a set of records for an object, based on specific criteria. This object is available in API version 32.0 and later.

### [ListViewChart](#)

Represents a graphical chart that's displayed on Salesforce for Android, iOS, and mobile web list views. The chart aggregates data that is filtered based on the list view that's currently displayed. This object is available in API version 33.0 and later.

### [ListViewChartInstance](#)

Retrieves metadata for all standard and custom charts for a given entity in context of a given list view. This object is available in API versions 34.0 and later.

### [LiveAgentSession](#)

This object is automatically created for each Chat session and stores information about the session. This object is available in API versions 28.0 and later.

### [LiveAgentSessionHistory](#)

This object is automatically created for each Chat session and stores information about changes made to the session. This object is available in API versions 28.0 and later.

## Standard Objects

### [LiveAgentSessionShare](#)

This object is automatically created for each Chat session and stores information about the session. This object is available in API versions 28.0 and later.

### [LiveChatBlockingRule](#)

Represents a rule for blocking chat visitors' IP addresses from starting new chats with agents. This object is available in API version 34.0 and later.

### [LiveChatButton](#)

Represents a button that allows visitors to request chats with Chat users. This object is available in API version 24.0 and later.

### [LiveChatButtonDeployment](#)

Associates an automated chat invitation with a specific deployment. This object is available in API versions 28.0 and later.

### [LiveChatButtonSkill](#)

Represents all the skills available to a LiveChatButton except the one currently assigned. To retrieve the skill currently assigned, query LiveChatButton. This object is available in API version 25.0 and later.

### [LiveChatDeployment](#)

Represents the general settings for deploying Live Agent on a website. This object is available in API version 24.0 and later.

### [LiveChatSensitiveDataRule](#)

Represents a rule for masking or deleting data of a specified pattern. Written as a regular expression (regex). This object is available in API version 35.0 and later.

### [LiveChatTranscript](#)

This object is automatically created for each Live Agent chat session and stores information about the session. This object is available in API version 24.0 and later.

### [LiveChatTranscriptChangeEvent](#)

Captures changes of events that occur over the lifetime of a chat. This object is available in API version 47.0 and later.

### [LiveChatTranscriptEvent](#)

Captures specific events that occur over the lifetime of a chat. This object is available in API version 24.0 and later.

### [LiveChatTranscriptShare](#)

Represents a sharing entry on a LiveChatTranscript object. This object is available in API version 24.0 and later.

### [LiveChatTranscriptSkill](#)

Represents a join between LiveChatTranscript and Skill. This object is available in API version 25.0 and later.

### [LiveChatUserConfig](#)

Represents a setting that controls the console settings for Chat users. This object is available in API version 24.0 and later.

### [LiveChatUserConfigProfile](#)

Represents a join between LiveChatUserConfig and Profile. This object is available in API version 24.0 and later.

### [LiveChatUserConfigUser](#)

Represents a join between Live Chat User Config and User. This object is available in API version 24.0 and later.

### [LiveChatVisitor](#)

Represents a website visitor who has started or tried to start a chat session. This object is available in API version 24.0 and later.

### [Location](#)

Represents a warehouse, service vehicle, work site, or other element of the region where your team performs field service work.

### [LoginEvent](#)

The documentation has moved to [LoginEvent](#) in the *Platform Events Developer Guide*.

## Standard Objects

### [LoginGeo](#)

Represents the geographic location of the user's IP address for a login event. Due to the nature of geolocation technology, the accuracy of geolocation fields (for example, country, city, postal code) may vary. This object is available in API version 34.0 and later.

### [LoginHistory](#)

Represents the login history for all successful and failed login attempts for organizations and enabled portals. This object is available in API version 21.0 and later.

### [LoginIp](#)

Represents a validated IP address. This object is available in version 28.0 and later.

### [LogoutEventStream](#)

The documentation has moved to [LogoutEventStream](#) in the *Platform Events Developer Guide*.

### [LookedUpFromActivity](#)

This read-only object is displayed as a related list on an activity record (an event or a task); the list contains records that have custom lookup relationships from the activity to another object. This object is not queryable.

### [Macro](#)

Represents a macro, which is a set of instructions that tells the system to perform one or more tasks. This object is available in API version 32.0 and later.

### [MacroInstruction](#)

Represents an instruction in a macro. An instruction can specify the object that the macro interacts with, the context or publisher that the macro works within, the operation or action that the macro performs, and the target of the macro's actions.

### [MacroUsage](#)

Represents macro usage on a record, including which macro was used, who used it, and how they used it. This object is available in API version 47.0 and later.

### [MailmergeTemplate](#)

Represents a mail merge template (a Microsoft Word document) used for performing mail merges for your organization.

### [MaintenanceAsset](#)

Represents an asset covered by a maintenance plan in field service. Assets can be associated with multiple maintenance plans.

### [MaintenancePlan](#)

Represents a preventive maintenance schedule for one or more assets in field service.

### [MarketingForm](#)

Represents a Pardot marketing form that has been synced to Salesforce. Use forms on your website and landing pages to collect information about visitors and turn anonymous visitors into identified prospects. This object is available in API version 42.0 and later.

### [MarketingLink](#)

Represents a Pardot marketing link record, either a custom redirect or a file, that has been synced to Salesforce. This object is available in API version 42.0 and later.

### [MatchingRule](#)

Represents a matching rule that is used to identify duplicate records. This object is available in API version 33.0 and later.

### [MatchingRuleItem](#)

Represents criteria used by a matching rule to identify duplicate records. This object is available in API version 33.0 and later.

### [MessagingChannel](#)

Represents a communication channel that an end user can use to send a message to an agent. A communication channel can be an SMS number, a Facebook page, or another supported messaging channel. This object is available in API version 45.0 and later.

## Standard Objects

### [MessagingChannelSkill](#)

Junction object that represents an association between MessagingChannel and Skill. This object is available in API version 45.0 and later.

### [MessagingConfiguration](#)

Represents the details for a Messaging configuration. This object is available in API version 47.0 and later.

### [MessagingDeliveryError](#)

Represents a log of triggered outbound failures to verify when a triggered outbound has failed. This object is available in API version 44.0 and later.

### [MessagingEndUser](#)

Represents a single address—such as a phone number or Facebook page—communicating with a single Messaging channel. This object is available in API version 45.0 and later.

### [MessagingLink](#)

Represents the link between a Messaging Channel and where it's shared. This object is available in API version 47.0 and later.

### [MessagingSession](#)

Represents a session on a Messaging channel. This object is available in API version 47.0 and later.

### [MessagingTemplate](#)

Represents a Messaging template used to send pre-formatted messages. This object is available in API version 47.0 and later.

### [MetadataPackage](#)

Represents a package that has been developed in the org you're logged in to. Applies to unlocked, unmanaged, first-generation, and second-generation managed packages.

### [MetadataPackageVersion](#)

Represents a package version (managed or unmanaged) that has been uploaded from the org you're logged in to.

### [Metric](#)

The Metric object represents the components of a goal metric such as its name, metric type, and current value.

### [MetricDataLink](#)

The link between the metric and the data source, such as a report.

### [MetricsDataFile](#)

Represents a data file containing usage metrics on all installations of a managed package in a Salesforce instance. This object is available in API version 30.0 and later.

### [MilestoneType](#)

Represents a milestone (required step in a customer support process). This object is available in API version 18.0 and later.

### [MobileSettingsAssignment](#)

Represents the assignment of a particular field service mobile settings configuration to a user profile. This object is available in API version 41.0 and later.

### [MsgChannelLanguageKeyword](#)

Represents the consent configuration for a Messaging channel. This object is available in API version 48.0 and later.

### [MyDomainDiscoverableLogin](#)

Represents configuration settings when the My Domain login page type is Discovery. Login Discovery provides an identity-first login experience, where the login page contains the identifier field only. Based on the identifier entered, a handler determines how to authenticate the user. This object is available in API version 45.0 and later.

## Standard Objects

### [MutingPermissionSet](#)

Represents a set of disabled permissions and is used in conjunction with `PermissionSetGroup`. This object is available in API version 46.0 and later.

### [Name](#)

Non-queryable object that provides information about foreign key traversals when the foreign key has more than one parent.

### [NamedCredential](#)

Represents a named credential, which specifies the URL of a callout endpoint and its required authentication parameters in one definition. A named credential can be specified as an endpoint to simplify the setup of authenticated callouts. This object is available in API version 33.0 and later.

### [NamespaceRegistry](#)

Represents a namespace that you can link to scratch orgs that were created from your org's Dev Hub. You use the namespace when developing, packaging, and releasing an app. You can't create this object with the API. Use the **Link Namespace** action in the Dev Hub graphical interface to insert a `NamespaceRegistry` record. This object is available in API version 41.0 and later.

### [NavigationLinkSet](#)

Represents the navigation menu in a community. A navigation menu consists of items that users can click to go to other parts of the community. This object is available in API version 35.0 and later.

### [NavigationMenuItem](#)

Represents a single menu item in a `NavigationLinkSet`. Use this object to create, delete, or update menu items in your community's navigation menu. This object is available in API version 35.0 and later.

### [NavigationMenuItemLocalization](#)

Represents the translated value of a navigation menu item in a community. This object is available in API version 36.0 and later.

### [Network](#)

Represents a community. Communities are branded spaces for your employees, customers, and partners to connect. You can customize and create communities to meet your business needs, then transition seamlessly between them. Communities let you share information, records, and files with coworkers and external stakeholders all in one place. This object is available in API version 26.0 and later.

### [NetworkActivityAudit](#)

Represents an audit trail of moderation actions in Communities. This object is available in API version 30.0 and later.

### [NetworkAffinity](#)

Represents a junction object that associates a user profile with a `Network` object, that is, with a community. Use `NetworkAffinity` to assign a default community to a user profile. This object is available in API version 41.0 and later.

### [NetworkDiscoverableLogin](#)

Represents the Login Discoverable login page that external users use to log in to a community. External users can be users with an external identity or any Communities license. This object is available in API version 44.0 and later.

### [NetworkMember](#)

Represents a member of a community. Members can be either users in your company or external users with portal profiles. This object is available in API version 26.0 and later.

### [NetworkMemberGroup](#)

Represents a group of members in a community. Members can be either users in your internal organization or external users assigned portal profiles. An administrator adds members to a community by adding a profile or a permission set, and any user with the profile or permission set becomes a member of the community. This object is available in API version 26.0 and later.

### [NetworkModeration](#)

Represents a flag on an item in a community. This object is available in API version 30.0 and later.

## Standard Objects

### [NetworkPageOverride](#)

Represents information about custom pages used to override the default pages in communities. You can create Experience Builder (Site.com Studio) or Visualforce pages and override the default pages in a community. Using custom pages allows you to create a more personalized experience for your users. This object is available in API version 34.0 and later.

### [NetworkSelfRegistration](#)

Represents the account that self-registering community members are associated with by default. Self-registering users in a community are required to be associated with an account, which the administrator must specify while setting up self-registration for the community. If an account isn't specified, Salesforce creates person accounts (when enabled) for self-registering users. This object is available in API version 34.0 and later.

### [NetworkUserHistoryRecent](#)

Represents a community user's history of accessed records. This object is available in API version 42.0 and later.

### [Note](#)

Represents a note, which is text associated with a custom object or a standard object, such as a Contact, Contract, or Opportunity.

### [NoteAndAttachment](#)

This read-only object contains all notes and attachments associated with an object.

### [NoteTag](#)

Associates a word or short phrase with a Note.

### [OAuthCustomScope](#)

Represents a permission defining the protected data that a connected app can access from an external entity when Salesforce is the OAuth authorization provider.

### [OAuthCustomScopeApp](#)

Represents the name of the connected app to which the custom scope is assigned. This object is available in API version 49.0 and later.

### [OAuthToken](#)

Represents an OAuth access token for connected app authentication. Use this object to create a user interface for token management. This object is available in API version 32.0 and later.

### [ObjectPermissions](#)

Represents the enabled object permissions for the parent PermissionSet. This object is available in API version 24.0 and later.

### [ObjectTerritory2AssignmentRule](#)

Represents a territory assignment rule that's associated with an object, such as Account. ObjectTerritory2AssignmentRuleItem can only be created or deleted if the BooleanFilter field on its corresponding ObjectTerritory2AssignmentRule is null. Available only if Enterprise Territory Management has been enabled for your organization.

### [ObjectTerritory2AssignmentRuleItem](#)

A single row of selection criteria for an ObjectTerritory2AssignmentRule object. ObjectTerritory2AssignmentRuleItem can only be created or deleted if the BooleanFilter field on its corresponding ObjectTerritory2AssignmentRule object is a null value. Available only if Enterprise Territory Management has been enabled for your organization.

### [ObjectTerritory2Association](#)

Represents an association (by assignment) between a territory and an object record, such as an account. Available only if Enterprise Territory Management has been enabled for your Salesforce org.

### [OpenActivity](#)

This read-only object is displayed in a related list of open activities—future events and open tasks—related to an object. It includes activities for all contacts related to the object. OpenActivity fields for phone calls are only available if your organization uses Salesforce CRM Call Center.



## Standard Objects

### [OperatingHours](#)

Represents the hours in which a service territory, service resource, or account is available for field service work in Field Service Lightning and Lightning Scheduler. This object is available in API version 38.0 and later.

### [OperatingHoursHistory](#)

Represents the history of changes made to tracked fields on an operating hours record. This object is available in API version 38.0 and later.

### [Opportunity](#)

Represents an opportunity, which is a sale or pending deal.

### [OpportunityCompetitor](#)

Represents a competitor on an Opportunity.

### [OpportunityContactRole](#)

Represents the role that a Contact plays on an Opportunity.

### [OpportunityContactRoleSuggestionInsight](#)

Represents a suggestion for a new opportunity contact role. Available in API versions 45.0 and later.

### [OpportunityFieldHistory](#)

Represents the history of changes to the values in the fields of an opportunity. This object is available in versions 13.0 and later.

### [OpportunityHistory](#)

Represents the stage history of an Opportunity.

### [OpportunityInsight](#)

Represents an individual insight (deal prediction, follow-up reminder, or key moment) related to an opportunity record.

### [OpportunityLineItem](#)

Represents an opportunity line item, which is a member of the list of Product2 products associated with an Opportunity.

### [OpportunityLineItemSchedule](#)

Represents information about the quantity, revenue distribution, and delivery dates for a particular OpportunityLineItem.

### [OpportunityOwnerSharingRule](#)

Represents a rule for sharing an opportunity with users other than the owner.

### [OpportunityPartner](#)

This object represents a partner relationship between an Account and an Opportunity. An OpportunityPartner record is created automatically when a Partner record is created for a partner relationship between an account and an opportunity.

### [OpportunityShare](#)

Represents a sharing entry on an Opportunity.

### [OpportunitySplit](#)

OpportunitySplit credits one or more opportunity team members with a portion of the opportunity amount. This object is available in API version 16.0 and later for pilot customers, and version 28.0 and later for others.

### [OpportunitySplitType](#)

OpportunitySplitType provides unique labels and behavior for each split type. This object is available in API version 28.0 and later.

### [OpportunityStage](#)

Represents the stage of an Opportunity in the sales pipeline, such as New Lead, Negotiating, Pending, Closed, and so on.

### [OpportunityTag](#)

Associates a word or short phrase with an Opportunity.

## Standard Objects

### [OpportunityTeamMember](#)

Represents a User on the opportunity team of an Opportunity.

### [Order](#)

Represents an order associated with a contract or an account.

### [OrderAdjustmentGroup](#)

Group containing a set of adjustments applied to an order. This object is available in API version 48.0 and later.

### [OrderAdjustmentGroupSummary](#)

Represents the current properties and state of a group of related price adjustments. Associated with a set of [OrderItemAdjustmentLineSummaries](#) that apply to [OrderItemSummaries](#) belonging to one [OrderSummary](#). Corresponds to one or more order adjustment group objects, consisting of an original object and any change objects applicable to it. This object is available in API version 48.0 and later.

### [OrderDeliveryGroup](#)

A group of order items that share a delivery method and address. The delivery method and address are used during the fulfillment process, such as shipping as a gift, downloading, picking up in store, or shipping to a standard address. This object is available in API version 48.0 and later.

### [OrderDeliveryGroupSummary](#)

Represents the current properties and state of a group of [OrderItemSummaries](#), belonging to one [OrderSummary](#), to be fulfilled using the same delivery method and delivered to the same address. A single shipment can include them all, but that is not guaranteed. Corresponds to one or more order delivery group objects, consisting of an original object and any change objects applicable to it. This object is available in API version 48.0 and later.

### [OrderDeliveryMethod](#)

Shows the customizations and options that a buyer selected for their delivery method. This object is available in API version 48.0 and later.

### [OrderHistory](#)

Represents historical information about changes that have been made to the standard fields of the associated order, or to any custom fields with history tracking enabled.

### [OrderItem](#)

Represents an order product that your organization sells.

### [OrderItemAdjustmentLineItem](#)

An adjustment that has been made to an order item. This object is available in API version 48.0 and later.

### [OrderItemAdjustmentLineSummary](#)

Represents the current properties and state of price adjustments on an [OrderItemSummary](#). Corresponds to one or more order item adjustment line item objects, consisting of an original object and any change objects applicable to it. This object is available in API version 48.0 and later.

### [OrderItemSummary](#)

Represents the current properties and state of a product or charge on an [OrderSummary](#). Corresponds to one or more order item objects, consisting of an original object and any change objects applicable to it. This object is available in API version 48.0 and later.

### [OrderItemSummaryChange](#)

Represents a change to an [OrderItemSummary](#), usually a reduction in quantity due to a cancel or return. Corresponds to a change order item. This object is available in API version 48.0 and later.

### [OrderItemTaxLineItem](#)

The tax amount that has been applied to an order item. This object is available in API version 48.0 and later.

## Standard Objects

### [OrderItemTaxLineItemSummary](#)

Represents the current tax on an [OrderItemSummary](#) or [OrderItemAdjustmentLineSummary](#). Corresponds to one or more order item tax line items, consisting of an original object and any change objects applicable to it. This object is available in API version 48.0 and later.

### [OrderOwnerSharingRule](#)

Represents a rule which determines order sharing access for the order's owners.

### [OrderPaymentSummary](#)

Represents the current properties and state of payments using a single payment method that are applied to one [OrderSummary](#). This object is available in API version 48.0 and later.

### [OrderSummary](#)

Represents the current properties and state of an order. Corresponds to one or more order objects, consisting of an original object and any change objects applicable to it. This object is available in API version 48.0 and later.

### [Organization](#)

Represents key configuration information for an organization.

### [OrgDeleteRequest](#)

Represents a request to delete a developer edition (DE) org. This object is available in API version 42.0 and later. It is available only in Developer and Database.com editions.

### [OrgWideEmailAddress](#)

Represents an organization-wide email address for user profiles.

### [OutOfOffice](#)

Represents a user-set value on a profile that shows when the user intends to be out of the office. This object is available in API version 41.0 and later.

### [OwnedContentDocument](#)

Represents a file owned by a user. This object is available in version 30.0 and later.

### [OwnerChangeOptionInfo](#)

Represents default and optional actions that can be performed when a record's owner is changed. Available in API version 35.0 and later, but to query for change owner metadata, use the [OwnerChangeOptionInfo](#) object in Tooling API instead. For more information, see [OwnerChangeOptionInfo](#) in the Tooling API.

### [PackageLicense](#)

Represents a license for an installed managed package. This object is available in API version 31.0 and later.

### [PackagePushError](#)

Represents an error encountered during a push request. The number of [PackagePushError](#) records created depends on the number of push jobs in the request that result in an error.

### [PackagePushJob](#)

Represents an individual push job for upgrading a package in an org from one version to another version. There can be multiple push jobs created for one push request. For example, if you want to upgrade five orgs as part of one push, you have one [PackagePushRequest](#) record and five [PackagePushJob](#) records.

### [PackagePushRequest](#)

Represents the push request for upgrading a package in one or many orgs from one version to another version.

### [PackageSubscriber](#)

Represents an installation of a package in an org. This object contains installation information for managed packages developed in the org you're logged in to.

## Standard Objects

### [Partner](#)

Represents a partner relationship between two Account records or between an Opportunity record and an Account record.

### [PartnerFundAllocation](#)

Represents allocated funds from a partner marketing budget for channel partners. This object is available in API version 41.0 and later.

### [PartnerFundClaim](#)

Represents a claim of funds from the partner marketing budget by a channel partner. This object is available in API version 41.0 and later.

### [PartnerFundRequest](#)

Represents a request for funds from the partner marketing budget by a channel partner. This object is available in API version 41.0 and later.

### [PartnerMarketingBudget](#)

Represents a budget that provides funds to channel partners for selling and marketing products and services. This object is available in API version 41.0 and later.

### [PartnerNetworkConnection](#)

Represents a Salesforce to Salesforce connection between Salesforce organizations.

### [PartnerNetworkRecordConnection](#)

Represents a record shared between Salesforce organizations using Salesforce to Salesforce.

### [PartnerNetworkSyncLog](#)

Represents the Org Sync Log tab in Salesforce, where Salesforce administrators can track the replication of record inserts and updates being performed in Organization Sync. The Connection Detail page for the replication connection also displays the Org Sync Log's twenty most recent entries, and provides a link to the log.

### [PartnerRole](#)

Represents a role for an account Partner, such as consultant, supplier, and so on.

### [PartyConsent](#)

Represents consent preferences for an individual. This object is available in API version 48.0 and later.

### [Payment](#)

Represents a single event where the customer creates a payment. For credit cards, this is a payment capture or payment sale, which won't show up in the end user's credit card statement. This object is available in API version 48.0 and later.

### [PaymentAuthorization](#)

Represents a single payment authorization event where users can capture or reverse a payment against a reserve of funds. This object is available in API version 48.0 and later.

### [PaymentGateway](#)

Platform entity that represents the connection to the external payment gateway. This object is available in API version 48.0 and later.

### [PaymentGatewayLog](#)

Stores information exchanged between the Salesforce payments platform and external payment gateways. Gateway logs can also record payloads from external payment entities. This object is available in API version 48.0 and later.

### [PaymentGatewayProvider](#)

Setup entity for payment gateways. Defines the connection to a payment gateway Apex adapter. This object is available in API version 48.0 and later.

## Standard Objects

### [PaymentGroup](#)

Top-level object that groups of all the payment transactions that have been processed an order or contract. PaymentGroup is a standalone object, so it isn't required for users to execute payment transactions (authorizations, captures, refunds, and sales). This object is available in API version 48.0 and later.

### [PaymentLineInvoice](#)

Represents a payment allocated to or unallocated from an invoice. This object is available in API version 48.0 and later.

### [PaymentMethod](#)

The method that a buyer uses to compensate the seller of a good or service. Common payment methods include cash, checks, credit or debit cards, money orders, bank transfers, and online payment services. This object is available in API version 48.0 and later.

### [PendingServiceRouting](#)

Represents a work assignment that's waiting to be routed. This object is available in API version 40.0 and later.

### [Period](#)

Represents a fiscal period defined in FiscalYearSettings.

### [PermissionSet](#)

Represents a set of permissions that's used to grant more access to one or more users without changing their profile or reassigning profiles. This object is available in API version 22.0 and later.

### [PermissionSetAssignment](#)

Represents the association between a User and a PermissionSet. This object is available in API version 22.0 and later.

### [PermissionSetGroup](#)

Represents a group of permission sets and the permissions within them. Use permission set groups to organize permissions based on job functions or tasks. Then, you can package the groups as needed. This object is available in API version 45.0 and later.

### [PermissionSetGroupComponent](#)

A junction object that relates the PermissionSetGroup and PermissionSet objects via their respective IDs; enables permission set group recalculation to determine the aggregated permissions for the group. This object is available in API version 45.0 and later.

### [PermissionSetLicense](#)

Represents a license that's used to enable one or more users to receive a specified permission without changing their profile or reassigning profiles. You can use permission set licenses to grant access, but not to deny access. This object is available in API version 29.0 and later.

### [PermissionSetLicenseAssign](#)

Represents the association between a User and a PermissionSetLicense. This object is available in API version 29.0 and later.

### [PermissionSetTabSetting](#)

Represents a permission set tab setting. Requires the View Setup permission. Use this object to query all tab settings of the permission set. This object is available in API version 45.0 and later.

### [PersonalizationTargetInfo](#)

Represents a target for an audience. This object is available in API version 47.0 and later.

### [PlatformAction](#)

PlatformAction is a virtual read-only object. It enables you to query for actions displayed in the UI, given a user, a context, device format, and a record ID. Examples include standard and custom buttons, quick actions, and productivity actions.

### [PlatformStatusAlertEvent](#)

The documentation has moved to [PlatformStatusAlertEvent](#) in the *Platform Events Developer Guide*.

## Standard Objects

### [PortalDelegablePermissionSet](#)

PortalDelegablePermissionSet is a base platform object used to store permission sets that can be assigned by a delegated portal/external user admin (DPUA) to portal users. This object is available in API version 47.0 and later.

### [PresenceConfigDeclineReason](#)

Represents the settings for a decline reason that a presence user provides when declining work. This object is available in API version 37.0 and later.

### [PresenceDeclineReason](#)

Represents an Omni-Channel decline reason that agents can select when declining work requests. This object is available in API version 37.0 and later.

### [PresenceUserConfig](#)

Represents a configuration that determines a presence user's settings. This object is available in API version 32.0 and later.

### [PresenceUserConfigProfile](#)

Represents a configuration that determines the settings that are assigned to presence users who are assigned to a specific profile. User-level configurations override profile-level configurations. This object is available in API version 32.0 and later.

### [PresenceUserConfigUser](#)

Represents a configuration that determines the settings that are assigned to a presence user. These user-level configurations override profile-level configurations. This object is available in API version 32.0 and later.

### [Pricebook2](#)

Represents a price book that contains the list of products that your org sells.

### [Pricebook2History](#)

Represents historical information about changes that have been made to the standard fields of the associated Pricebook2, or to any custom fields with history tracking enabled. This object is available in API version and later.

### [PricebookEntry](#)

Represents a product entry (an association between a Pricebook2 and Product2) in a price book.

### [ProcessDefinition](#)

Represents the definition of a single approval process.

### [ProcessInstance](#)

Represents an instance of a single, end-to-end approval process. Use this and the node, step, and workitem process instance objects to create approval history reports.

### [ProcessInstanceHistory](#)

This read-only object shows all steps and pending approval requests associated with an approval process (ProcessInstance).

### [ProcessInstanceStep](#)

Represents one work item in an approval process (ProcessInstance).

### [ProcessInstanceNode](#)

Represents a step in an instance of an approval process. Compare to ProcessNode, which describes the step in a process definition. Use this object to retrieve approval history.

### [ProcessInstanceWorkitem](#)

Represents a user's pending approval request.

### [ProcessNode](#)

Describes a step in a process definition. Compare to ProcessInstanceNode, which describes the step in a running process.

### [Product2](#)

Represents a product that your org sells.

## Standard Objects

### [Product2DataTranslation](#)

Represents the translated values of the data stored within a [Product2](#) record's fields. This object is available in API version 45.0 and later.

### [ProductCategory](#)

Represents the category that products are organized in. This object is available in API version 49.0 and later.

### [ProductCategoryDataTranslation](#)

Represents the translated values for the data stored within a [ProductCategory](#) record's fields. This object is available in API version 46.0 and later.

### [ProductConsumed](#)

Represents an item from your inventory that was used to complete a work order or work order line item in field service.

### [ProductEntitlementTemplate](#)

Represents predefined terms of customer support (Entitlement) that users can add to products (Product2).

### [ProductItem](#)

Represents the stock of a particular product at a particular location in field service, such as all bolts stored in your main warehouse.

### [ProductItemTransaction](#)

Represents an action taken on a product item in field service. Product item transactions are auto-generated records that help you track when a product item is replenished, consumed, or adjusted.

### [ProductMedia](#)

Represents the rich media, including images and attachments, that can be added to products. This object is available in API version 49.0 and later.

### [ProductRequest](#)

Represents an order for a part or parts in field service.

### [ProductRequestLineItem](#)

Represents a request for a part in field service. Product request line items are components of product requests.

### [ProductRequired](#)

Represents a product that is needed to complete a work order or work order line item in field service.

### [ProductTransfer](#)

Represents the transfer of inventory between locations in field service.

### [Profile](#)

Represents a profile, which defines a set of permissions to perform different operations, such as querying, adding, updating, or deleting information.

### [ProfileSkill](#)

Represents a profile skill, which describes a user's professional knowledge. This is a global record for the organization, and users are associated through the ProfileSkillUser object.

### [ProfileSkillEndorsement](#)

Represents a detail relationship of ProfileSkillUser. An endorsement of a profile skill shows approval and support of another user's publicly declared skill.

### [ProfileSkillShare](#)

Represents a sharing entry on a ProfileSkill.

### [ProfileSkillUser](#)

Represents a detail relationship of User. The object connects profile skills with users.

## Standard Objects

### [Prompt](#)

Represents record details about an in-app guidance prompt or walkthrough. Available in API version 46.0 and later.

### [PromptAction](#)

Represents how the user interacted with the in-app guidance prompt or walkthrough. Available in API version 46.0 and later.

### [PromptActionOwnerSharingRule](#)

Represents a rule which determines `PromptAction` sharing access for the owners. Available in API version 46.0 and later.

### [PromptActionShare](#)

Represents a sharing entry on a prompt action record. Available in API version 46.0 and later.

### [PromptLocalization](#)

Represents the translated value of a label for record details about in-app guidance when the Translation Workbench is enabled for your org. Available in API version 48.0 and later.

### [PromptVersion](#)

Represents an in-app guidance prompt or walkthrough. Available in API version 46.0 and later.

### [PromptVersionLocalization](#)

Represents the translated value of a label for-app guidance when the Translation Workbench is enabled for your org. Available in API version 48.0 and later.

### [Reference: PushTopic](#)

### [QueueRoutingConfig](#)

Represents the settings that determine how work items are routed to agents. This object is available in API version 32.0 and later.

### [Question](#)

Represents a question in a community that users can view and reply to.

### [QuestionDataCategorySelection](#)

A data category selection represents a data category that classifies a question.

### [QuestionReportAbuse](#)

Represents a user-reported abuse on a Question in a Chatter Answers community. This object is available in API version 24.0 and later.

### [QuestionSubscription](#)

Represents a subscription for a user following a Question. This object is available in API version 24.0 and later.

### [QueueSubject](#)

Represents the mapping between a queue Group and the sObject types associated with the queue, including custom objects.

### [QuickText](#)

This object stores a snippet of text that allows users to send a quick response to a customer. Use quick text to create greetings, answers to common questions, short notes, and more. This object is available in API version 24.0 and later.

### [QuickTextUsage](#)

Represents the usage of quick text on a record, including which quick text was used, who used it, and how they used it. This object is available in API version 47.0 and later.

### [Quote](#)

The Quote object represents a quote, which is a record showing proposed prices for products and services. Available in API version 18.0 and later.

### [QuoteDocument](#)

Represents a quote in document format. Available in API version 18.0 and later.



## Standard Objects

### [QuoteLineItem](#)

The QuoteLineItem object represents a quote line item, which is a member of the list of Product2 products associated with a Quote, along with other information about those line items on that quote. Available in API version 18.0 and later.

### [RecentlyViewed](#)

Represents records that the current user has recently viewed or referenced (by viewing a related record).

### [Recommendation](#)

Represents the recommendations surfaced as offers and actions for Einstein Next Best Action. This object is available in API version 45.0 and later.

### [RecordAction](#)

Represents a relationship between a record and an action, such as a flow. Create a RecordAction for every action that you want to associate with a particular record. Available in API version 42.0 and later.

### [RecordActionHistory](#)

Represents the lifecycle of a RecordAction as it goes through different states. Available in API version 44.0 and later.

### [RecordType](#)

Represents a record type.

### [RecordTypeLocalization](#)

Represents the translated value of a label for a record type when the Translation Workbench is enabled for your organization.

### [RecordVisibility \(Pilot\)](#)

Represents the visibility attributes that determine a record's read access. This object is read only and is available in API version 46.0 and later.

### [RedirectWhitelistUrl](#)

Represents a whitelisted URL that users can navigate to without being shown a warning message. This object is available in API version 48.0 and later.

### [Refund](#)

Represents a refund made against a payment. This object is available in API version 48.0 and later.

### [RefundLinePayment](#)

A refund line that has been applied to a payment. This object is available in API version 48.0 and later.

### [RegisteredExternalService](#)

Represents a registered external service used for checkout integrations by data integrators. This object is available in API version 49.0 and later.

### [RemoteKeyCalloutEvent](#)

The documentation has moved to [RemoteKeyCalloutEvent](#) in the *Platform Events Developer Guide*.

### [Reply](#)

Represents a reply that a user has submitted to a question in an answers community.

### [ReplyReportAbuse](#)

Represents a user-reported abuse on a Reply in a Chatter Answers community. This object is available in API version 24.0 and later.

### [ReplyText](#)

A text reply generated by Einstein Reply Recommendations that is based on closed chat transcripts. Admins review replies and publish them to quick text, editing them as needed. Einstein recommends relevant published replies to support agents in the Lightning Service Console, and agents can insert replies into chats or messaging sessions. This object is available in API version 49.0 and later.

## Standard Objects

### [Report](#)

Represents a report, a set of data that meets certain criteria, displayed in an organized way. Access is read-only. This object is available in API version 20.0 and later.

### [ReportTag](#)

Associates a word or short phrase with a Report. This object is available in API version 20.0 and later.

### [ReputationLevel](#)

Represents a reputation level defined for a community. This object is available in API version 32.0 and later.

### [ReputationLevelLocalization](#)

Represents the translated value of a reputation level. Reputation level localization only applies for reputation levels in communities. This object is available in API version 35.0 and later.

### [ReputationPointsRule](#)

Represents the reputation point rules for a community. Each rule specifies an action that community members can earn points from and the points associated with those actions in a particular community. This object is available in API version 32.0 and later.

### [ResourceAbsence](#)

Represents a time period in which a service resource is unavailable to work in Field Service Lightning and Lightning Scheduler. This object is available in API version 38.0 and later.

### [ResourcePreference](#)

Represents an account's preference for a specified service resource on field service work.

### [ReturnOrder](#)

Represents the return or repair of inventory or products in field service. This object is available in API version 42.0 and later.

### [ReturnOrderLineItem](#)

Represents a specific product that is returned or repaired as part of a return order in field service. This object is available in API version 42.0 and later.

### [ReturnOrderOwnerSharingRule](#)

Represents the rules for sharing a return order with user records other than the owner or anyone above the owner in the role hierarchy. This object is available in API version 42.0 and later.

### [RuleTerritory2Association](#)

Represents a record-assignment rule and its association to an object, such as Account. Available only if Enterprise Territory Management has been enabled for your organization.

### [SalesAIScoreCycle](#)

Represents the cycle type and ID used to score records. This object is available in API version 47.0 and later.

### [SalesAIScoreModelFactor](#)

Represents the factors that Sales Cloud Einstein uses to build a scoring model. Scoring models are used by features, such as Opportunity Scoring, to score individual records. This object is available in API version 47.0 and later.

### [SalesChannel](#)

Represents the origin of an order. For example, a web storefront, physical store, marketplace, or mobile app. Usually you will set up a SalesChannel for each Site in your B2C Commerce implementation. This object is available in API version 48.0 and later.

### [SalesWorkQueueSettings](#)

Represents settings used to customize work queue options for third-party scoring. Third-party scoring enables custom number fields on person accounts, contacts, and leads. You must be a High Velocity Sales customer to update this object. Previously, you could only use the Einstein Intelligence Score for third-party scoring. Available starting in Version 47.0.

## Standard Objects

### [SamlSsoConfig](#)

Represents a SAML Single Sign-On configuration. This object is available in API version 32.0 and later.

### [Scontrol](#)

A custom s-control, which is custom content that is hosted by the system but executed by the client application.

### [ScontrolLocalization](#)

The translated value of the field label for an s-control.

### [ScratchOrgInfo](#)

Represents a scratch org and its audit log. Use this object to create a scratch org and keep a log of its creation and deletion. This object is available in API version 41.0 and later.

### [SearchPromotionRule](#)

Represents a promoted search term, which is one or more keywords that you associate with a Salesforce Knowledge article. When a user's search query includes these keywords, the associated article is returned first in search results. This object is available in API version 31.0 and later.

### [SecureAgent](#)

Represents a Secure Agent that connects Salesforce to on-premises external data sources like SharePoint 2010 and 2013. This object is available in API version 32.0 and later.

### [SecureAgentsCluster](#)

Represents a cluster consisting of several Secure Agents on different servers. Clusters provide failover protection if an agent on a particular server becomes inaccessible. This object is available in API version 35.0 and later.

### [SecurityCustomBaseline](#)

Provides the ability to read, create, and delete user-defined custom security baselines, which define an org's security standards. This object is available in API version 39.0 and later.

### [SelfServiceUser](#)

Represents a Contact who has been enabled to use your organization's Self-Service portal, where he or she can obtain online support.

### [ServiceAppointment](#)

Represents an appointment to complete field service work for a customer in Field Service Lightning and Lightning Scheduler. This object is available in API version 38.0 and later.

### [ServiceAppointmentStatus](#)

Represents a possible status of a service appointment in field service.

### [ServiceChannel](#)

Represents a channel of work items that are received from your organization—for example, cases, chats, or leads. This object is available in API version 32.0 and later.

### [ServiceChannelFieldPriority](#)

Represents a secondary routing priority field-value mapping. This object is available in API version 47.0 and later.

### [ServiceChannelStatus](#)

Represents the status that's associated with a specific service channel. This object is available in API version 32.0 and later.

### [ServiceChannelStatusField](#)

Represents the values that you use to indicate completed and in-progress work item status for the status field in the Status-Based Capacity routing model. This object is available in API version 49.0 and later.

### [ServiceContract](#)

Represents a customer support contract (business agreement). This object is available in API version 18.0 and later.

## Standard Objects

### [ServiceContractOwnerSharingRule](#)

Represents the rules for sharing a ServiceContract (customer service agreement) with users other than the owner. This object is available in API version 18.0 and later.

### [ServiceCrew](#)

Represents a group of service resources who can be assigned to service appointments as a unit.

### [ServiceCrewMember](#)

Represents a technician service resource that belongs to a service crew.

### [ServiceCrewOwnerSharingRule](#)

Represents the rules for sharing a service crew with user records other than the owner or anyone above the owner in the role hierarchy.

### [ServicePresenceStatus](#)

Represents a presence status that can be assigned to a service channel. This object is available in API version 32.0 and later.

### [ServiceReport](#)

Represents a report that summarizes a work order, work order line item, or service appointment.

### [ServiceReportLayout](#)

Represents a service report template in field service.

### [ServiceResource](#)

Represents a service technician or service crew in field service in Field Service Lightning and Lightning Scheduler. This object is available in API version 38.0 and later.

### [ServiceResourceCapacity](#)

Represents the maximum number of scheduled hours or number of service appointments that a capacity-based service resource can complete within a specific time period. This object is available in API version 38.0 and later.

### [ServiceResourceCapacityHistory](#)

Represents the history of changes made to tracked fields on a service resource capacity record. This object is available in API version 38.0 and later.

### [ServiceResourceOwnerSharingRule](#)

Represents the rules for sharing a service resource with user records other than the owner or anyone above the owner in the role hierarchy. This object is available in API version 38.0 and later.

### [ServiceResourceSkill](#)

Represents a skill that a service resource possesses in Field Service Lightning and Lightning Scheduler. This object is available in API version 38.0 and later.

### [ServiceTerritory](#)

Represents a geographic or functional region in which field service work can be performed in Field Service Lightning and Lightning Scheduler. This object is available in API version 38.0 and later.

### [ServiceTerritoryLocation](#)

Represents a location associated with a particular service territory in field service.

### [ServiceTerritoryMember](#)

Represents a service resource who can be assigned to service appointments in a service territory in Field Service Lightning and Lightning Scheduler. This object is available in API version 38.0 and later.

### [ServiceTerritoryWorkType](#)

Represents the relationship between a ServiceTerritory object and a WorkType object for Lightning Scheduler appointments. This object is available in API version 45.0 and later.

## Standard Objects

### [SessionPermSetActivation](#)

The SessionPermSetActivation object represents a permission set assignment activated during an individual user session. When a SessionPermSetActivation object is inserted into a permission set, an activation event fires, allowing the permission settings to apply to the user's specific session. This object is available in API versions 37.0 and later.

### [SetupAuditTrail](#)

Represents changes you or other admins made in your org's Setup area for at least the last 180 days. This object is available in API version 15.0 and later.

### [SetupEntityAccess](#)

Represents the enabled setup entity access settings (such as for Apex classes) for the parent PermissionSet. This object is available in API version 25.0 and later.

### [Shift](#)

Represents a shift for service resource scheduling. Available in API versions 46.0 and later.

### [ShiftHistory](#)

Represents the history of changes made to tracked fields on a time sheet. Available in API versions 46.0 and later.

### [ShiftOwnerSharingRule](#)

Represents the rules for sharing a shift with user records other than the owner or anyone above the owner in the role hierarchy. Available in API versions 46.0 and later.

### [ShiftShare](#)

Represents a sharing entry on a field service shift. Available in API versions 46.0 and later.

### [ShiftStatus](#)

Represents a shift, such as Tentative, Published, or Confirmed. Available in API versions 46.0 and later.

### [Shipment](#)

Represents the transport of inventory in field service.

### [SignupRequest](#)

Represents a request for a new signup. This object is available in API version 27.0 and later.

### [Site](#)

Represents a public website that is integrated with an org. This object is available in API version 16.0 and later.

### [SiteDetail](#)

Represents the details of a site/community. Available in API Version 38.0 and later.

### [SiteDomain](#)

SiteDomain is a read-only object, and a one-to-many replacement for the Site.TopLevelDomain field. This object is available in API version 21.0, and has been deprecated as of API version 26.0. In API version 26.0 and later, use the [Domain](#) and [DomainSite](#) objects instead.

### [SiteHistory](#)

Represents the history of changes to the values in the fields of a site. This object is generally available in API version 18.0 and later.

### [SiteframeWhitelistUrl](#)

Represents a list of external domains that you want to allow to frame your site or community pages. This object is available in API version 44.0 and later.

### [Skill](#)

Represents a category or group that Chat users or field service resources can be assigned to. This object is available in API version 24.0 and later.

## Standard Objects

### [SkillProfile](#)

Represents a join between Skill and Profile. This object is available in API version 24.0 and later.

### [SkillRequirement](#)

Represents a skill that is required to complete a particular task in Field Service Lightning and Lightning Scheduler. Skill requirements can be added to work types, work orders, and work order line items in Field Service and Lightning Scheduler. This object is available in API version 38.0 and later. You also can add skill requirements to work items in Omni-Channel skills-based routing using API version 42.0 and later.

### [SkillUser](#)

Represents a join between Skill and User. This object is available in API version 24.0 and later.

### [SlaProcess](#)

Represents an entitlement process associated with an Entitlement. This object is available in API version 19.0 and later.

### [Snippet](#)

Represents a snippet, which is a container for rich text that can be reused across Pardot emails and email templates. This object is available in API version 47.0 and later.

### [SnippetAssignment](#)

Represents a relationship between a snippet and a campaign. Assignments are required to use snippet content in Pardot emails and email templates. A snippet can be assigned to more than one campaign. This object is available in API version 47.0 and later.

### [SocialPersona](#)

Represents a snapshot of a contact's profile on a social network such as Facebook or Twitter. This object is available in API version 22.0 and later.

### [SocialPost](#)

Represents a snapshot of a post on a social network such as a Facebook or Twitter. This object is available in API version 23.0 and later.

### [Solution](#)

Represents a detailed description of a customer issue and the resolution of that issue.

### [SolutionStatus](#)

Represents the status of a Solution, such as Draft, Reviewed, and so on.

### [SolutionTag](#)

Associates a word or short phrase with a Solution.

### [SOSDeployment](#)

Represents the general settings for deploying SOS video call capability in a native mobile application. This object is available in API version 34.0 and later.

### [SOSSession](#)

This object is automatically created for each SOS session and stores information about the session. This object is available in API versions 34.0 and later.

### [SOSSessionActivity](#)

Captures information about specific events that occur during an SOS video call, such as when an SOS call begins or ends. This object is available in API version 34.0 and later.

### [Stamp](#)

Represents a User Specialty. This object is available in API version 39.0 and later.

### [StampAssignment](#)

Represents assignment of a User Specialty to a user. This object is available in API version 39.0 and later.

## Standard Objects

### [StaticResource](#)

Represents a static resource that can be used in Visualforce markup.

### [StoreIntegratedService](#)

Represents an integration service used to map integrations to a store. This object is available in API version 49.0 and later.

### [Reference: StreamingChannel](#)

### [Salesforce Surveys Object Model](#)

Learn about how Salesforce Surveys objects relate to one another in Salesforce.

### [Survey](#)

Represents a survey.

### [SurveyEmailBranding](#)

Represents the configuration settings for invitation emails sent to survey participants for a particular survey.

### [SurveyEngagementContext](#)

Represents the context based on which a survey invitation was sent or a survey response was received. This object is available in API version 49.0 and later.

### [SurveyInvitation](#)

Represents the invitation sent to a participant to complete the survey.

### [SurveyPage](#)

Represents a page, such as the title page or a question page, in a survey.

### [SurveyQuestion](#)

Represents a question in a survey.

### [SurveyQuestionChoice](#)

Represents an answer choice that a participant can select for a survey question.

### [SurveyQuestionResponse](#)

Represents a participant's answer to a specific question.

### [SurveyQuestionScore](#)

Represents the aggregate of responses for the following question types: date, multiple choice, picklist, radio, ranking, rating, scoring, slider, and [Net Promoter Score® \(NPS®\)](#).

### [SurveyResponse](#)

Represents information about a participant's response to a survey, such as the status of the response, the participant's location, and when the survey was completed.

### [SurveySubject](#)

Represents a relationship between a survey and another object, such as an account or a case.

### [SurveyVersion](#)

Represents a version of a survey.

### [SurveyVersionAddlInfo](#)

Represents additional information about the a survey version. This information defines the default settings of a survey version. This object is available in API version 49.0 and later.

### [TabDefinition](#)

Represents a custom tab. Returns only the tabs that the current user has access to. This object is available in API version 43.0 and later.

## Standard Objects

### [TagDefinition](#)

Defines the attributes of child Tag objects.

### [Task](#)

Represents a business activity such as making a phone call or other to-do items. In the user interface, Task and Event records are collectively referred to as activities.

### [TaskPriority](#)

Represents the importance or urgency of a Task, such as High, Normal, or Low.

### [TaskRelation](#)

Represents the relationship between a task and a lead, contacts, and other objects related to the task. If Shared Activities is enabled, this object doesn't support triggers, workflow, or data validation rules. This object is available in API version 24.0 and later.

### [TaskStatus](#)

Represents the status of a Task, such as Not Started, Completed, or Closed.

### [TaskTag](#)

Associates a word or short phrase with a Task.

### [TaskWhoRelation](#)

Represents the relationship between a task and a lead or contacts. This object is available in API version 29.0 and later.

### [TenantSecret](#)

This object stores an encrypted organization-specific key fragment that is used with the master secret to produce organization-specific data encryption keys. This object is available in API version 34.0 and later.

### [Territory](#)

Represents a flexible collection of accounts and users where the users have at least read access to the accounts, regardless of who owns the accounts. Only available if territory management has been enabled for your organization.

### [Territory2](#)

Represents a sales territory. Available only if Enterprise Territory Management has been enabled for your organization.

### [Territory2Model](#)

Represents a territory model. Available only if Enterprise Territory Management has been enabled for your organization.

### [Territory2ModelHistory](#)

Represents the history of changes to the values in the fields on a territory model. Available only if Enterprise Territory Management has been enabled for your organization.

### [Territory2Type](#)

Represents a category for territories (Territory2). Every Territory2 must have a Territory2Type. Available only if Enterprise Territory Management has been enabled for your organization.

### [TestSuiteMembership](#)

Associates an Apex class with an ApexTestSuite. This object is available in API version 36.0 and later.

### [ThirdPartyAccountLink](#)

Represents the list of external users who authenticated using an Auth. Provider. This object is available in API version 32.0 and later.

### [ThreatDetectionFeedback](#)

Represents feedback provided by a user about a Threat Detection event that occurred in your org. The feedback specifies whether the event was malicious, suspicious, not a threat, or unknown. Each ThreatDetectionFeedback object is associated with one of these Threat Detection storage events: CredentialStuffingEventStore, ReportAnomalyEventStore, or SessionHijackingEventStore. This object is available in API version 49.0 and later.



## Standard Objects

### [TimeSheet](#)

Represents a schedule of a service resource's time in field service. This object is available in API v47.0 and later.

### [TimeSheetEntry](#)

Represents a span of time that a service resource spends on a field service task.

### [TimeSlot](#)

Represents a period of time on a specified day of the week during which field service work can be performed in Field Service Lightning and Lightning Scheduler. Operating hours consist of one or more time slots. This object is available in API version 38.0 and later.

### [TimeSlotHistory](#)

Represents the history of changes made to tracked fields on a time slot. This object is available in API version 38.0 and later.

### [Topic](#)

Represents a topic on a Chatter post or record. This object is available in API version 28.0 and later.

### [TopicAssignment](#)

Represents the assignment of a topic to a specific feed item, record, or file. This object is available in API version 28.0 and later.

### [TopicLocalization—Beta](#)

Represents the translated version of a topic name. Topic localization applies only to navigational and featured topics in communities. This object is available in API version 33.0 and later.

### [TopicUserEvent](#)

Represents an action (such as comment, post, like, or share) made by a user on a topic. This object is available in API version 42.0 and later.

### [TransactionSecurityPolicy](#)

Represents a transaction security policy definition.

### [TwoFactorInfo](#)

Stores a user's secret for two-factor operations. Use this object when customizing two-factor authentication in your organization. This object is available in API version 32.0 and later.

### [TwoFactorMethodsInfo](#)

Stores information about which identity verification methods a user has registered. This object is available in API version 37.0 and later.

### [TwoFactorTempCode](#)

Stores information about a user's temporary identity verification code. This object is available in API version 37.0 and later.

### [UiFormulaCriterion](#)

Represents a filter that helps define component visibility on a Lightning page. This object is available in API version 47.0 and later.

### [UiFormulaRule](#)

Represents a set of one or more filters that define the conditions under which a component displays on a Lightning page. This object is available in API version 47.0 and later.

### [UndecidedEventRelation](#)

Represents event participants (invitees or attendees) with the status `Not Responded` for a given event. This object is available in API versions 29.0 and later.

### [User](#)

Represents a user in your organization.

### [UserAccountTeamMember](#)

Represents a User on the default account team of another User.

## Standard Objects

### [UserAppInfo](#)

Stores the last Lightning app logged in to. This object is available in API version 38.0 and later.

### [UserAppMenuCustomization](#)

Represents an individual user's settings for items in the app menu or App Launcher. This object is available in API version 35.0 and later.

### [UserAppMenuItem](#)

Represents the organization-wide settings for items in the app menu or App Launcher that the requesting user has access to in Setup. This object is available in API version 35.0 and later.

### [UserAuthCertificate](#)

Represents a user authentication certificate in your org. A user certificate is a unique PEM-encoded X.509 digital certificate to authenticate individual users to your org. This object is available in API version 45.0 and later.

### [UserConfigTransferButton](#)

Represents the association between a Chat configuration and a live chat button. This association allows users associated with a specific configuration to transfer chats to a button queue.

### [UserConfigTransferSkill](#)

Represents the association between a Chat configuration and a skill. This association allows users associated with a specific configuration to transfer chats to agents who have that skill.

### [UserCustomBadge](#)

Represents a custom badge for a user. This object is available in API version 38.0 and later.

### [UserCustomBadgeLocalization](#)

Represents the translated version of a custom badge for a user. This object is available in API version 38.0 and later.

### [UserDevice](#)

Represents information unique to a device. Available in API version 43.0 and later.

### [UserDeviceApplication](#)

Represents information on applications installed on a device that is accessing Salesforce. Available in API version 43.0 and later.

### [UserEmailCalendarSync](#)

Represents the user assignments of an Einstein Activity Capture configuration. This object is available in API version 49.0 and later.

### [UserEmailPreferredPerson](#)

Represents a mapping for a user's preferred record for an email address when multiple records match an email field. This object is available in API version 44.0 and later.

### [UserEmailPreferredPersonShare](#)

Represents a sharing entry on a UserEmailPreferredPerson object. Sharing is not customizable for UserEmailPreferredPerson records. This object is available in API version 44.0 and later.

### [UserLicense](#)

Represents a user license in your organization. A user license entitles a user to specific functionality and determines the profiles and permission sets available to the user.

### [UserListView](#)

Represents the customizations a user made to a list view. This object is available in API version 32.0 and later.

### [UserListViewCriterion](#)

Represents the criterion for a user's customized list view. The criterion consists of the filters or sort order a user added to a list view for the Salesforce Mobile app. This object is available in API version 32.0 and later.

## Standard Objects

### [UserLogin](#)

Represents the settings that affect a user's ability to log into an organization. To access this object, you need the `UserPermissions.ManageUsers` permission. This object is available in API version 29.0 and later.

### [UserMembershipSharingRule](#)

Represents the rules for sharing user records from a source group to a target group. A user record contains details about a user. Users who are members of the source group can be shared with members of the target group. The source and target groups can be based on roles, portal roles, public groups, or territories. This object is available in API version 26.0 and later.

### [UserPackageLicense](#)

Represents a license for an installed managed package, assigned to a specific user. This object is available in API version 31.0 and later.

### [UserPermissionAccess](#)

Represents the permissions accessibility for a current user. Available in API version 41.0 and later.

### [UserPreference](#)

Represents a functional preference for a specific user in your organization.

### [UserProfile](#)

Represents a Chatter user profile.

### [UserProvAccount](#)

Represents information that links a Salesforce user account with an account in a third-party (target) system, such as Google, for users of connected apps with Salesforce user provisioning enabled. This object is available in API version 33.0 and later.

### [UserProvAccountStaging](#)

Temporarily stores user account information while a user completes the User Provisioning Wizard. This information that is stored in the `UserProvAccount` object when you click the button to collect and analyze accounts on the target system.

### [UserProvMockTarget](#)

Represents an entity for testing user data before committing the data to a third-party system for user provisioning.

### [UserProvisioningConfig](#)

Represents information for a flow to use during a user provisioning request process, such as the attributes for an update. This object is available in API version 34.0 and later.

### [UserProvisioningLog](#)

Represents messages generated during the process of provisioning users for third-party applications. This object is available in API version 33.0 and later.

### [UserProvisioningRequest](#)

Represents an individual provisioning request to create, update, or delete a single user account in a third-party service system (or another Salesforce organization). This object is available in API version 33.0 and later.

### [UserRecordAccess](#)

Represents a user's access to a set of records. This object is read only and is available in API version 24.0 and later.

### [UserRole](#)

Represents a user role in your organization.

### [UserServicePresence](#)

Represents a presence user's real-time presence status. This object is available in API version 32.0 and later.

### [UserShare](#)

Represents a sharing entry on a user record. This object is available in API version 26.0 and later.

## Standard Objects

### [UserTeamMember](#)

Represents a single User on the default opportunity team of another User.

### [UserTerritory](#)

Represents a User who has been assigned to a Territory.

### [UserTerritory2Association](#)

Represents an association (by assignment) between a territory and a user record. Available only if Enterprise Territory Management has been enabled for your organization.

### [UserWorkList](#)

Represents a list of work items in the My Feed tab for High Velocity Sales users.

### [UserWorkListItem](#)

Represents an individual work item in the My Feed tab for High Velocity Sales users.

### [VerificationHistory](#)

Represents the past six months of your org users' attempts to verify their identity. This object is available in API version 36.0 and later.

### [VisualforceAccessMetrics](#)

Represents summary statistics for Visualforce pages.

### [VoiceCall](#)

Represents a Lightning Dialer phone call.

### [VoiceCallList](#)

Represents a prioritized list of numbers to call.

### [VoiceCallListItem](#)

Represents a single phone number in a prioritized call list.

### [VoiceCallQualityFeedback](#)

Represents feedback given by a Lightning Dialer user about the quality of a VoiceCall.

### [VoiceCallRecording](#)

Represents a Lightning Dialer call recording. Call recordings are saved as files in Salesforce.

### [VoiceCoaching](#)

Represents a call that is using call monitoring.

### [VoiceLocalPresenceNumber](#)

Represents a phone number with the same area code as the person who's being called.

### [VoiceMailContent](#)

Represents a voicemail message left by a caller to the context user.

### [VoiceMailGreeting](#)

Represents a custom greeting message that plays upon reaching a user's voicemail. This object is available in API version 41.0 and later.

### [VoiceMailMessage](#)

Represents a prerecorded voicemail message.

### [VoiceUserLine](#)

Represents a user's forwarding phone number.

### [VoiceUserPreferences](#)

Represents the number the user displays when making outbound calls. This object is available in API version 41.0 and later.

## Standard Objects

### [VoiceVendorInfo](#)

Represents information about the Lightning Dialer provider's vendor.

### [VoiceVendorLine](#)

Represents a user's phone number reserved with the vendor.

### [Vote](#)

Represents a vote that a user has made on an Idea or a Reply.

### [WaveAutoInstallRequest](#)

Provides access the concrete object that represents an Analytics auto install request. The auto install request tracks the progress of Analytics applications created from Analytics templates by the automated process user. This object is available in API version 38.0 and later.

### [WebCart](#)

Represents an online shopping cart in a store built with B2B Commerce on Lightning, with total amounts for products, shipping and handling, and taxes. This object is available in API version 49.0 and later.

### [WebCartHistory](#)

WebCartHistory represents the history of changes to the values in the fields of the `webCart` object.

### [WebLink](#)

Represents a custom link to a URL or Scontrol.

### [WebLinkLocalization](#)

Represents the translated value of the field label for a custom link to a URL or s-control when the Translation Workbench is enabled for your organization.

### [WebStore](#)

Represents a B2B Commerce store. This object is available in API version 49.0 and later.

### [WebStoreCatalog](#)

Represents the collection of products associated with a store. This object is available in API version 49.0 and later.

### [WebStorePricebook](#)

Represents a store price book used in Lightning B2B Commerce. This object is available in API version 48.0 and later.

### [Wishlist \(Beta\)](#)

Represents a buyer-created list of [WishlistItem](#) on page 2766s in a store built with B2B Commerce on Lightning. Available in API version 49.0 and later.

### [WishlistItem \(Beta\)](#)

Represents an item on a `wishlist` in a store built with B2B Commerce on Lightning. Available in API version 49.0 and later.

### [WorkAccess](#)

Used to grant or restrict user access to give badge definitions. Each badge definition record must have one WorkAccess record.

### [WorkAccessShare](#)

Used to control Givers of WorkBadgeDefinition records.

### [WorkBadge](#)

Represents information about who the badge was given to and which badge was given. A WorkBadge record is created for each recipient of a WorkBadgeDefinition.

### [WorkBadgeDefinition](#)

Represents the attributes of a badge including the badge name, description, and image. Each WorkBadge record must have a lookup to a WorkBadgeDefinition since badge attributes (like badge name) are derived from the WorkBadgeDefinition object.

## Standard Objects

### [WorkCoaching](#)

Represents a single coaching relationship between two users. One of the users is defined as the coach and the other is defined as a coachee. WorkCoaching is feed-enabled so there is a private feed available to the coach and coachee.

### [WorkFeedback](#)

Represents the answer to a question that a person was asked via a feedback request. Also used to store offered feedback without linking it to a particular question.

### [WorkFeedbackQuestion](#)

Represents a free-form text type or multiple choice question within a set of questions.

### [WorkFeedbackQuestionSet](#)

Represents a set of questions being asked. The question set is used to link all the individual requests where different recipients were asked the same set of questions on the same subject.

### [WorkFeedbackRequest](#)

Represents a single feedback request on a subject or topic (question) to a single recipient in the feedback application. In the case of offered feedback, WorkFeedbackRequest represents feedback that is offered about a subject. In the performance application, WorkFeedbackRequest represents a request for feedback on a set of questions from a question set, on a subject—for the recipient to complete and submit.

### [WorkGoal](#)

Represents the components of a goal, such as its description and associated metrics. This object has been deprecated as of API version 35.0. Use the [Goal](#) object to query information about WDC goals.

### [WorkGoalCollaborator](#)

Represents collaborators on a WorkGoal object. This doesn't include WorkGoal followers, which is handled by Chatter Feed Follow functionality. This object has been deprecated as of API version 35.0. Use the [Goal](#) object to query information about WDC goals.

### [WorkGoalCollaboratorHistory](#)

Represents the history of changes to the values in the fields in a WorkGoalCollaborator object. Access is read-only.

### [WorkGoalHistory](#)

Represents the history of changes to the values in the fields of a WorkGoal. Access is read-only. This object has been deprecated as of API version 35.0. Use the [GoalHistory](#) object to query historical information for WDC goals.

### [WorkGoalLink](#)

Represents the relationship between two goals (many to many relationship). This object has been deprecated as of API version 35.0. Use the [GoalLink](#) object to query information about the relationship between two WDC goals.

### [WorkGoalShare](#)

Represents a sharing entry on a WorkGoal object. This object has been deprecated as of API version 35.0. Use the [GoalShare](#) object to query information about sharing for WDC goals.

### [WorkOrder](#)

Represents field service work to be performed for a customer. This object is available in API version 36.0 and later.

### [WorkOrderHistory](#)

Represents the history of changes made to tracked fields on a work order. This object is available in API version 36.0 and later.

### [WorkOrderLineItem](#)

Represents a subtask on a work order in field service. This object is available in API version 36.0 and later.

### [WorkOrderLineItemHistory](#)

Represents the history of changes made to tracked fields on a work order line item. This object is available in API version 36.0 and later.

[WorkOrderLineItemStatus](#)

Represents a possible status of a work order line item in field service.

[WorkOrderShare](#)

Represents a sharing entry on a work order. This object is available in API version 36.0 and later.

[WorkOrderStatus](#)

Represents a possible status of a work order in field service.

[WorkPerformanceCycle](#)

Represents feedback that is gathered to assess the performance of a specific set of employees.

[WorkReward](#)

Used to store reward codes tied to a Reward Fund. Reward Funds must have at least one WorkReward record.

[WorkRewardFund](#)

Represents a Reward Fund and describes the Reward Fund attributes.

[WorkRewardFundType](#)

Represents the type of WorkRewardFund object.

[WorkThanks](#)

Represents the source and message of a thanks post.

[WorkType](#)

Represents a type of work to be performed in Field Service Lightning and Lightning Scheduler. Work types are templates that can be applied to work order or work order line items. This object is available in API version 38.0 and later.

[WorkTypeGroup](#)

Represents a grouping of work types used to categorize types of appointments available in Lightning Scheduler, or to define scheduling limits in Field Service Lightning. This object is available in API version 45.0 and later.

[WorkTypeGroupMember](#)

Represents the relationship between a work type and the work type group it belongs to. This object is available in API version 45.0 and later.

## AcceptedEventRelation

---

Represents event participants (invitees or attendees) with the status `Accepted` for a given event.

This object is available in API versions 29.0 and later.

## Supported Calls

`describeSObjects()`, `query()`, `retrieve()`

## Fields

Field Name	Details
EventId	Type reference

Field Name	Details
	<p><b>Properties</b> Filter, Group, Nillable, Sort</p> <p><b>Description</b> Indicates the ID of the event.</p>
RelationId	<p><b>Type</b> reference</p> <p><b>Properties</b> Filter, Group, Nillable, Sort</p> <p><b>Description</b> Indicates the ID of the invitee.</p>
RespondedDate	<p><b>Type</b> dateTime</p> <p><b>Properties</b> Filter, Nillable, Sort</p> <p><b>Description</b> Indicates the most recent date and time when the invitee accepted an invitation to the event.</p>
Response	<p><b>Type</b> string</p> <p><b>Properties</b> Filter, Group, Nillable, Sort</p> <p><b>Description</b> Indicates the content of the response field. Label is Comment.</p>
Type	<p><b>Type</b> string</p> <p><b>Properties</b> Filter, Group, Nillable, Sort</p> <p><b>Description</b> Indicates whether the invitee is a user, lead or contact, or resource.</p>



## Usage

### Query invitees who have accepted an invitation to an event

```
SELECT eventId, type, response FROM AcceptedEventRelation WHERE eventId='00UTD000000ZH5LA'
```

SEE ALSO:

[DeclinedEventRelation](#)

[UndecidedEventRelation](#)

## Account

---

Represents an individual account, which is an organization or person involved with your business (such as customers, competitors, and partners).

## Supported Calls

`create()`, `delete()`, `describeLayout()`, `describeSObjects()`, `getDeleted()`, `getUpdated()`, `merge()`, `query()`, `retrieve()`, `search()`, `undelete()`, `update()`, `upsert()`

## Special Access Rules



Customer Portal users can access their own accounts and any account shared with them.


## Fields


Field Name	Details
AccountNumber	<p><b>Type</b> string</p> <p><b>Properties</b> Create, Filter, Group, Nillable, Sort, Update</p> <p><b>Description</b> Account number assigned to this account (not the unique, system-generated ID assigned during creation). Maximum size is 40 characters.</p>
AccountSource	<p><b>Type</b> picklist</p> <p><b>Properties</b> Create, Filter, Group, Nillable, Sort, Update</p> <p><b>Description</b> The source of the account record. For example, <i>Advertisement</i>, <i>Data.com</i>, or <i>Trade Show</i>. The source is selected from a picklist of available values, which are set by an administrator. Each picklist value can have up to 40 characters.</p>



Field Name	Details
AnnualRevenue	<p><b>Type</b> currency</p> <p><b>Properties</b> Create, Filter, Nillable, Sort, Update</p> <p><b>Description</b> Estimated annual revenue of the account.</p>
BillingAddress	<p><b>Type</b> address</p> <p><b>Properties</b> Filter, Nillable</p> <p><b>Description</b> The compound form of the billing address. Read-only. See <a href="#">Address Compound Fields</a> for details on compound address fields.</p>
BillingCity	<p><b>Type</b> string</p> <p><b>Properties</b> Create, Filter, Group, Nillable, Sort, Update</p> <p><b>Description</b> Details for the billing address of this account. Maximum size is 40 characters.</p>
BillingCountry	<p><b>Type</b> string</p> <p><b>Properties</b> Create, Filter, Group, Nillable, Sort, Update</p> <p><b>Description</b> Details for the billing address of this account. Maximum size is 80 characters.</p>
BillingCountryCode	<p><b>Type</b> picklist</p> <p><b>Properties</b> Create, Filter, Group, Nillable, Sort, Update</p> <p><b>Description</b> The ISO country code for the account's billing address.</p>
BillingGeocodeAccuracy	<p><b>Type</b> picklist</p> <p><b>Properties</b> Create, Filter, Group, Nillable, Restricted picklist, Sort, Update</p>

Field Name	Details
	<p><b>Description</b> Accuracy level of the geocode for the billing address. See <a href="#">Compound Field Considerations and Limitations</a> for details on geolocation compound fields.</p>
BillingLatitude	<p><b>Type</b> double</p> <p><b>Properties</b> Create, Filter, Nillable, Sort, Update</p> <p><b>Description</b> Used with <code>BillingLongitude</code> to specify the precise geolocation of a billing address. Acceptable values are numbers between <math>-90</math> and <math>90</math> with up to 15 decimal places. See <a href="#">Compound Field Considerations and Limitations</a> for details on geolocation compound fields.</p>
BillingLongitude	<p><b>Type</b> double</p> <p><b>Properties</b> Create, Filter, Nillable, Sort, Update</p> <p><b>Description</b> Used with <code>BillingLatitude</code> to specify the precise geolocation of a billing address. Acceptable values are numbers between <math>-180</math> and <math>180</math> with up to 15 decimal places. See <a href="#">Compound Field Considerations and Limitations</a> for details on geolocation compound fields.</p>
BillingPostalCode	<p><b>Type</b> string</p> <p><b>Properties</b> Create, Filter, Group, Nillable, Sort, Update</p> <p><b>Description</b> Details for the billing address of this account. Maximum size is 20 characters.</p>
BillingState	<p><b>Type</b> string</p> <p><b>Properties</b> Create, Filter, Group, Nillable, Sort, Update</p> <p><b>Description</b> Details for the billing address of this account. Maximum size is 80 characters.</p>
BillingStateCode	<p><b>Type</b> picklist</p> <p><b>Properties</b> Create, Filter, Group, Nillable, Sort, Update</p> <p><b>Description</b> The ISO state code for the account's billing address.</p>

Field Name	Details
BillingStreet	<p><b>Type</b> textarea</p> <p><b>Properties</b> Create, Filter, Group, Nillable, Sort, Update</p> <p><b>Description</b> Street address for the billing address of this account.</p>
ChannelProgramName	<p><b>Type</b> string</p> <p><b>Properties</b> Group, Nillable</p> <p><b>Description</b> Read only. Name of the channel program the account has enrolled.</p> <p> <b>Note:</b> If this account has enrolled more than one channel program, the oldest channel program name will be displayed.</p>
ChannelProgramLevelName	<p><b>Type</b> string</p> <p><b>Properties</b> Group, Nillable</p> <p><b>Description</b> Read only. Name of the channel program level the account has enrolled.</p> <p> <b>Note:</b> If this account has enrolled more than one channel program level, the oldest channel program name will be displayed.</p>
CleanStatus	<p><b>Type</b> picklist</p> <p><b>Properties</b> Create, Filter, Group, Nillable, Restricted picklist, Sort, Update</p> <p><b>Description</b> Indicates the record's clean status as compared with Data.com. Values are: Matched, Different, Acknowledged, Not Found, Inactive, Pending, SelectMatch, or Skipped.</p> <p>Several values for CleanStatus display with different labels on the account record detail page.</p> <ul style="list-style-type: none"> <li>• Matched displays as In Sync</li> <li>• Acknowledged displays as Reviewed</li> <li>• Pending displays as Not Compared</li> </ul>



Field Name	Details
ConnectionReceivedId	<p><b>Type</b> reference</p> <p><b>Properties</b> Filter, Nillable</p> <p><b>Description</b> ID of the PartnerNetworkConnection that shared this record with your organization. This field is available if you enabled Salesforce to Salesforce.</p>
ConnectionSentId	<p><b>Type</b> reference</p> <p><b>Properties</b> Filter, Nillable</p> <p><b>Description</b> ID of the PartnerNetworkConnection that you shared this record with. This field is available if you enabled Salesforce to Salesforce. This field is supported using API versions earlier than 15.0. In all other API versions, this field's value is null. You can use the new PartnerNetworkRecordConnection object to forward records to connections.</p>
Description	<p><b>Type</b> textarea</p> <p><b>Properties</b> Create, Nillable, Update</p> <p><b>Description</b> Text description of the account. Limited to 32,000 KB.</p>
DunsNumber	<p><b>Type</b> string</p> <p><b>Properties</b> Create, Filter, Group, Nillable, Sort, Update</p> <p><b>Description</b> The Data Universal Numbering System (D-U-N-S) number is a unique, nine-digit number assigned to every business location in the Dun &amp; Bradstreet database that has a unique, separate, and distinct operation. D-U-N-S numbers are used by industries and organizations around the world as a global standard for business identification and tracking. Maximum size is 9 characters. This field is available on business accounts, not person accounts.</p> <p> <b>Note:</b> This field is only available to organizations that use Data.com Prospector or Data.com Clean.</p>
Fax	<p><b>Type</b> phone</p> <p><b>Properties</b> Create, Filter, Group, Nillable, Sort, Update</p>

Field Name	Details
	<p><b>Description</b> Fax number for the account.</p>
HasOptedOutOfEmail	<p><b>Type</b> boolean</p> <p><b>Properties</b> Create, Defaulted on create, Filter, Update</p> <p><b>Description</b> Indicates whether the contact doesn't want to receive email from Salesforce (<code>true</code>) or does (<code>false</code>). Label is <b>Email Opt Out</b>.</p>
Industry	<p><b>Type</b> picklist</p> <p><b>Properties</b> Create, Filter, Group, Nillable, Sort, Update</p> <p><b>Description</b> An industry associated with this account. Maximum size is 40 characters.</p>
IsCustomerPortal	<p><b>Type</b> boolean</p> <p><b>Properties</b> Defaulted on create, Filter, Update</p> <p><b>Description</b> Indicates whether the account has at least one contact enabled to use the organization's Customer Portal (<code>true</code>) or not (<code>false</code>). This field is available if Customer Portal is enabled OR Communities is enabled and you have Customer Portal licenses.</p> <p>If you change this field's value from <code>true</code> to <code>false</code>, you can disable up to 100 Customer Portal users associated with the account and permanently delete all of the account's Customer Portal roles and groups. You can't restore deleted Customer Portal roles and groups.</p> <p>This field can be updated in API version 16.0 and later.</p> <p> <b>Tip:</b> We recommend that you update up to 50 contacts simultaneously when changing the accounts on contacts enabled for a Customer Portal or partner portal. We also recommend that you make this update after business hours.</p>
IsDeleted	<p><b>Type</b> boolean</p> <p><b>Properties</b> Defaulted on create, Filter</p> <p><b>Description</b> Indicates whether the object has been moved to the Recycle Bin (<code>true</code>) or not (<code>false</code>). Label is <b>Deleted</b>.</p>

Field Name	Details
IsPartner	<p><b>Type</b> boolean</p> <p><b>Properties</b> Defaulted on create, Filter, Update</p> <p><b>Description</b> Indicates whether the account has at least one contact enabled to use the organization's partner portal (<code>true</code>) or not (<code>false</code>). This field is available if partner relationship management (partner portal) is enabled OR Communities is enabled and you have partner portal licenses.</p> <p>If you change this field's value from <code>true</code> to <code>false</code>, you can disable up to 15 partner portal users associated with the account and permanently delete all of the account's partner portal roles and groups. You can't restore deleted partner portal roles and groups.</p> <p>Disabling a partner portal user in the Salesforce user interface or the API does not change this field's value from <code>true</code> to <code>false</code>.</p> <p>Even if this field's value is <code>false</code>, you can enable a contact on an account as a partner portal user via the API.</p> <p>This field can be updated in API version 16.0 and later.</p> <p> <b>Tip:</b> We recommend that you update up to 50 contacts simultaneously when changing the accounts on contacts enabled for a Customer Portal or partner portal. We also recommend that you make this update after business hours.</p>
IsPersonAccount	<p><b>Type</b> boolean</p> <p><b>Properties</b> Defaulted on create, Filter</p> <p><b>Description</b> Read only. Label is <b>Is Person Account</b>. Indicates whether this account has a record type of Person Account (<code>true</code>) or not (<code>false</code>).</p>
Jigsaw	<p><b>Type</b> string</p> <p><b>Properties</b> Create, Filter, Group, Nillable, Sort, Update</p> <p><b>Description</b> References the ID of a company in Data.com. If an account has a value in this field, it means that the account was imported from Data.com. If the field value is <code>null</code>, the account was not imported from Data.com. Maximum size is 20 characters. Available in API version 22.0 and later. Label is <b>Data.com Key</b>. This field is available on business accounts, not person accounts.</p> <p> <b>Important:</b> The <code>Jigsaw</code> field is exposed in the API to support troubleshooting for import errors and reimporting of corrected data. Do not modify the value in the <code>Jigsaw</code> field.</p>

Field Name	Details
LastActivityDate	<p><b>Type</b> date</p> <p><b>Properties</b> Filter, Group, Nillable, Sort</p> <p><b>Description</b> Value is one of the following, whichever is the most recent:</p> <ul style="list-style-type: none"> <li>• Due date of the most recent event logged against the record.</li> <li>• Due date of the most recently closed task associated with the record.</li> </ul>
LastReferencedDate	<p><b>Type</b> datetime</p> <p><b>Properties</b> Filter, Nillable, Sort</p> <p><b>Description</b> The timestamp for when the current user last viewed a record related to this record.</p>
LastViewedDate	<p><b>Type</b> datetime</p> <p><b>Properties</b> Filter, Nillable, Sort</p> <p><b>Description</b> The timestamp for when the current user last viewed this record. If this value is null, this record might only have been referenced (<code>LastReferencedDate</code>) and not viewed.</p>
MasterRecordId	<p><b>Type</b> reference</p> <p><b>Properties</b> Filter, Group, Nillable, Sort</p> <p><b>Description</b> If this object was deleted as the result of a merge, this field contains the ID of the record that was kept. If this object was deleted for any other reason, or has not been deleted, the value is <code>null</code>.</p>
NaicsCode	<p><b>Type</b> string</p> <p><b>Properties</b> Create, Filter, Group, Nillable, Sort, Update</p> <p><b>Description</b> The six-digit North American Industry Classification System (NAICS) code is the standard used by business and government to classify business establishments into industries, according to their economic activity for the purpose of collecting, analyzing, and publishing</p>




Field Name	Details
	<p>statistical data related to the U.S. business economy. Maximum size is 8 characters. This field is available on business accounts, not person accounts.</p> <p> <b>Note:</b> This field is only available to organizations that use Data.com Prospector or Data.com Clean.</p>
NaicsDesc	<p><b>Type</b> string</p> <p><b>Properties</b> Create, Filter, Group, Nillable, Sort, Update</p> <p><b>Description</b> A brief description of an organization's line of business, based on its NAICS code. Maximum size is 120 characters. This field is available on business accounts, not person accounts.</p> <p> <b>Note:</b> This field is only available to organizations that use Data.com Prospector or Data.com Clean.</p>
Name	<p><b>Type</b> string</p> <p><b>Properties</b> Create, Filter, Group, Sort, Update</p> <p><b>Description</b> Required. Label is <b>Account Name</b>. Name of the account. Maximum size is 255 characters. If the account has a record type of Person Account:</p> <ul style="list-style-type: none"> <li>This value is the concatenation of the <code>FirstName</code>, <code>MiddleName</code>, <code>LastName</code>, and <code>Suffix</code> of the associated person contact.</li> <li>You can't modify this value.</li> </ul>
NumberOfEmployees	<p><b>Type</b> int</p> <p><b>Properties</b> Create, Filter, Group, Nillable, Sort, Update</p> <p><b>Description</b> Label is <b>Employees</b>. Number of employees working at the company represented by this account. Maximum size is eight digits.</p>
OperatingHoursId	<p><b>Type</b> reference</p> <p><b>Properties</b> Create, Filter, Group, Nillable, Sort, Update</p> <p><b>Description</b> The operating hours associated with the account. Available only if Field Service Lightning is enabled.</p>


Field Name	Details
OwnerId	<p><b>Type</b> reference</p> <p><b>Properties</b> Create, Defaulted on create, Filter, Group, Sort, Update</p> <p><b>Description</b> The ID of the user who currently owns this account. Default value is the user logged in to the API to perform the create.</p> <p>If you have set up account teams in your organization, updating this field has different consequences depending on your version of the API:</p> <ul style="list-style-type: none"> <li>• For API version 12.0 and later, sharing records are kept, as they are for all objects.</li> <li>• For API version before 12.0, sharing records are deleted.</li> <li>• For API version 16.0 and later, users must have the “Transfer Record” permission in order to update (transfer) account ownership using this field.</li> </ul>
Ownership	<p><b>Type</b> picklist</p> <p><b>Properties</b> Create, Filter, Group, Nillable, Sort, Update</p> <p><b>Description</b> Ownership type for the account, for example Private, Public, or Subsidiary.</p>
ParentId	<p><b>Type</b> reference</p> <p><b>Properties</b> Create, Filter, Group, Nillable, Sort, Update</p> <p><b>Description</b> ID of the parent object, if any.</p>
PersonIndividualId	<p><b>Type</b> reference</p> <p><b>Properties</b> Create, Filter, Group, Nillable, Sort, Update</p> <p><b>Description</b> ID of the data privacy record associated with this person’s account. This field is available if you enabled Data Protection and Privacy in Setup.</p> <p>Available in API version 42.0 and later.</p>
Phone	<p><b>Type</b> phone</p> <p><b>Properties</b> Create, Filter, Group, Nillable, Sort, Update</p>

Field Name	Details
	<p><b>Description</b> Phone number for this account. Maximum size is 40 characters.</p>
PhotoUrl	<p><b>Type</b> url</p> <p><b>Properties</b> Filter, Group, Nillable, Sort</p> <p><b>Description</b> Path to be combined with the URL of a Salesforce instance (for example, <code>https://yourInstance.salesforce.com/</code>) to generate a URL to request the social network profile image associated with the account. Generated URL returns an HTTP redirect (code 302) to the social network profile image for the account.</p> <p>Blank if Social Accounts and Contacts isn't enabled for the organization or if Social Accounts and Contacts is disabled for the requesting user.</p>
Rating	<p><b>Type</b> picklist</p> <p><b>Properties</b> Create, Filter, Group, Nillable, Sort, Update</p> <p><b>Description</b> The account's prospect rating, for example Hot, Warm, or Cold.</p>
RecordTypeId	<p><b>Type</b> reference</p> <p><b>Properties</b> Create, Filter, Nillable, Update</p> <p><b>Description</b> ID of the record type assigned to this object.</p>
Salutation	<p><b>Type</b> picklist</p> <p><b>Properties</b> Create, Filter, Group, Nillable, Sort, Update</p> <p><b>Description</b> Honorific added to the name for use in letters, etc.</p>
ShippingAddress	<p><b>Type</b> address</p> <p><b>Properties</b> Filter, Nillable</p>

Field Name	Details
	<p><b>Description</b></p> <p>The compound form of the shipping address. Read-only. See <a href="#">Address Compound Fields</a> for details on compound address fields.</p>
ShippingCity	<p><b>Type</b></p> <p>string</p> <p><b>Properties</b></p> <p>Create, Filter, Group, Nillable, Sort, Update</p> <p><b>Description</b></p> <p>Details of the shipping address for this account. City maximum size is 40 characters</p>
ShippingCountry	<p><b>Type</b></p> <p>string</p> <p><b>Properties</b></p> <p>Create, Filter, Group, Nillable, Sort, Update</p> <p><b>Description</b></p> <p>Details of the shipping address for this account. Country maximum size is 80 characters.</p>
ShippingCountryCode	<p><b>Type</b></p> <p>picklist</p> <p><b>Properties</b></p> <p>Create, Filter, Group, Nillable, Sort, Update</p> <p><b>Description</b></p> <p>The ISO country code for the account's shipping address.</p>
ShippingGeocodeAccuracy	<p><b>Type</b></p> <p>picklist</p> <p><b>Properties</b></p> <p>Create, Filter, Group, Nillable, Restricted picklist, Sort, Update</p> <p><b>Description</b></p> <p>Accuracy level of the geocode for the shipping address. See <a href="#">Compound Field Considerations and Limitations</a> for details on geolocation compound fields.</p>
ShippingLatitude	<p><b>Type</b></p> <p>double</p> <p><b>Properties</b></p> <p>Create, Filter, Nillable, Sort, Update</p> <p><b>Description</b></p> <p>Used with <code>ShippingLongitude</code> to specify the precise geolocation of a shipping address. Acceptable values are numbers between <math>-90</math> and <math>90</math> with up to 15 decimal places. See <a href="#">Compound Field Considerations and Limitations</a> for details on geolocation compound fields.</p>

Field Name	Details
ShippingLongitude	<p><b>Type</b> double</p> <p><b>Properties</b> Create, Filter, Nillable, Sort, Update</p> <p><b>Description</b> Used with <code>ShippingLatitude</code> to specify the precise geolocation of an address. Acceptable values are numbers between <math>-180</math> and <math>180</math> with up to 15 decimal places. See <a href="#">Compound Field Considerations and Limitations</a> for details on geolocation compound fields.</p>
ShippingPostalCode	<p><b>Type</b> string</p> <p><b>Properties</b> Create, Filter, Group, Nillable, Sort, Update</p> <p><b>Description</b> Details of the shipping address for this account. Postal code maximum size is 20 characters.</p>
ShippingState	<p><b>Type</b> string</p> <p><b>Properties</b> Create, Filter, Group, Nillable, Sort, Update</p> <p><b>Description</b> Details of the shipping address for this account. State maximum size is 80 characters.</p>
ShippingStateCode	<p><b>Type</b> picklist</p> <p><b>Properties</b> Create, Filter, Group, Nillable, Sort, Update</p> <p><b>Description</b> The ISO state code for the account's shipping address.</p>
ShippingStreet	<p><b>Type</b> textarea</p> <p><b>Properties</b> Create, Filter, Group, Nillable, Sort, Update</p> <p><b>Description</b> The street address of the shipping address for this account. Maximum of 255 characters.</p>
Sic	<p><b>Type</b> string</p> <p><b>Properties</b> Create, Filter, Group, Nillable, Sort, Update</p>

Field Name	Details
	<p><b>Description</b> Standard Industrial Classification code of the company's main business categorization, for example, 57340 for Electronics. Maximum of 20 characters. This field is available on business accounts, not person accounts.</p>
SicDesc	<p><b>Type</b> string</p> <p><b>Properties</b> Create, Filter, Group, Nillable, Sort, Update</p> <p><b>Description</b> A brief description of an organization's line of business, based on its SIC code. Maximum length is 80 characters. This field is available on business accounts, not person accounts.</p>
Site	<p><b>Type</b> string</p> <p><b>Properties</b> Create, Filter, Group, Nillable, Sort, Update</p> <p><b>Description</b> Name of the account's location, for example <code>Headquarters</code> or <code>London</code>. Label is <b>Account Site</b>. Maximum of 80 characters.</p>
TickerSymbol	<p><b>Type</b> string</p> <p><b>Properties</b> Create, Filter, Group, Nillable, Sort, Update</p> <p><b>Description</b> The stock market symbol for this account. Maximum of 20 characters. This field is available on business accounts, not person accounts.</p>
Tradestyle	<p><b>Type</b> string</p> <p><b>Properties</b> Create, Filter, Group, Nillable, Sort, Update</p> <p><b>Description</b> A name, different from its legal name, that an organization may use for conducting business. Similar to "Doing business as" or "DBA". Maximum length is 255 characters. This field is available on business accounts, not person accounts.</p> <p> <b>Note:</b> This field is only available to organizations that use Data.com Prospector or Data.com Clean.</p>
Type	<p><b>Type</b> picklist</p>


Field Name	Details
	<p><b>Properties</b> Create, Filter, Group, Nillable, Sort, Update</p> <p><b>Description</b> Type of account, for example, Customer, Competitor, or Partner.</p>
Website	<p><b>Type</b> url</p> <p><b>Properties</b> Create, Filter, Group, Nillable, Sort, Update</p> <p><b>Description</b> The website of this account. Maximum of 255 characters.</p>
YearStarted	<p><b>Type</b> string</p> <p><b>Properties</b> Create, Filter, Group, Nillable, Sort, Update</p> <p><b>Description</b> The date when an organization was legally established. Maximum length is 4 characters. This field is available on business accounts, not person accounts.</p> <p> <b>Note:</b> This field is only available to organizations that use Data.com Prospector or Data.com Clean.</p>

## IsPersonAccount Fields

These fields are the subset of person account fields that are contained in the child person contact record of each person account. If the `IsPersonAccount` field has the value `false`, the following fields have a null value and can't be modified. If `true`, the fields can be modified.

Person accounts are not enabled by default.

Field Name	Details
FirstName	<p><b>Type</b> string</p> <p><b>Properties</b> Create, Filter, Group, Nillable, Sort, Update</p> <p><b>Description</b> First name of the person for a person account. Maximum size is 40 characters.</p>
LastName	<p><b>Type</b> string</p>

Field Name	Details
	<p><b>Properties</b> Create, Filter, Group, Nillable, Sort, Update</p> <p><b>Description</b> Last name of the person for a person account. Required if the record type is a person account record type. Maximum size is 80 characters.</p>
MiddleName	<p><b>Type</b> string</p> <p><b>Properties</b> Create, Filter, Group, Nillable, Sort, Update</p> <p><b>Description</b> Middle name of the person for a person account. Maximum size is 40 characters. Contact Salesforce Customer Support to enable this field.</p>
PersonAssistantName	<p><b>Type</b> string</p> <p><b>Properties</b> Create, Filter, Nillable, Update</p> <p><b>Description</b> The person account's assistant name. Label is <b>Assistant</b>. Maximum size is 40 characters.</p>
PersonAssistantPhone	<p><b>Type</b> phone</p> <p><b>Properties</b> Create, Filter, Nillable, Update</p> <p><b>Description</b> The person account's assistant phone. Label is <b>Asst. Phone</b>. Maximum size is 40 characters.</p>
PersonBirthDate	<p><b>Type</b> date</p> <p><b>Properties</b> Create, Filter, Nillable, Update</p> <p><b>Description</b> The assistant name. Label is <b>Birthdate</b>.</p> <p> <b>Note:</b> The year portion of the <code>PersonBirthDate</code> field is ignored in filter criteria, including report filters, list view filters, and SOQL queries. For example, the following SOQL query returns person accounts with birthdays later in the year than today:</p> <pre>SELECT FirstName, LastName, PersonBirthDate FROM Account WHERE Birthdate &gt; TODAY</pre>




Field Name	Details
PersonContactId	<p><b>Type</b> reference</p> <p><b>Properties</b> Filter, Nillable, Update</p> <p><b>Description</b> The ID for the contact associated with this person account. Label is <b>Contact ID</b>.</p>
PersonDepartment	<p><b>Type</b> string</p> <p><b>Properties</b> Create, Filter, Nillable, Update</p> <p><b>Description</b> The department. Label is <b>Department</b>. Maximum size is 80 characters.</p>
PersonEmail	<p><b>Type</b> email</p> <p><b>Properties</b> Create, Filter, Nillable, Update</p> <p><b>Description</b> Email address for this person account. Label is <b>Email</b>.</p>
PersonEmailBouncedDate	<p><b>Type</b> dateTime</p> <p><b>Properties</b> Create, Filter, Nillable, Update</p> <p><b>Description</b> If bounce management is activated and an email sent to the person account bounces, the date and time the bounce occurred.</p>
PersonEmailBouncedReason	<p><b>Type</b> string</p> <p><b>Properties</b> Create, Filter, Nillable, Update</p> <p><b>Description</b> If bounce management is activated and an email sent to the person account bounces, the reason the bounce occurred</p>
PersonHasOptedOutOfEmail	<p><b>Type</b> boolean</p> <p><b>Properties</b> Create, Filter, Nillable, Update</p>

Field Name	Details
	<p><b>Description</b> Indicates whether the person account has opted out of email (<code>true</code>) or not (<code>false</code>). Label is <b>Email Opt Out</b>.</p>
PersonHomePhone	<p><b>Type</b> phone</p> <p><b>Properties</b> Create, Filter, Nillable, Update</p> <p><b>Description</b> The home phone number for this person account. Label is <b>Home Phone</b>.</p>
PersonLeadSource	<p><b>Type</b> picklist</p> <p><b>Properties</b> Create, Filter, Nillable, Update</p> <p><b>Description</b> The person account's lead source. Label is <b>Lead Source</b>.</p>
PersonMailingAddress	<p><b>Type</b> address</p> <p><b>Properties</b> Filter, Nillable</p> <p><b>Description</b> The compound form of the person account mailing address. Read-only. See <a href="#">Address Compound Fields</a> for details on compound address fields.</p>
PersonMailingCity	<p><b>Type</b> string</p> <p><b>Properties</b> Create, Filter, Nillable, Update</p> <p><b>Description</b> Details about the person account's mailing city. Labels are <b>Mailing City</b>, <b>Mailing Country</b>, <b>Postal Code</b>, and <b>State</b>. Maximum size for city and country is 40 characters. Maximum size for postal code and state is 20 characters.</p>
PersonMailingGeocodeAccuracy	<p><b>Type</b> picklist</p> <p><b>Properties</b> Retrieve, Query, Restricted picklist, Nillable</p> <p><b>Description</b> Accuracy level of the geocode for the person's mailing address. See <a href="#">Compound Field Considerations and Limitations</a> for details on geolocation compound fields.</p>

Field Name	Details
PersonMailingLatitude	<p><b>Type</b> double</p> <p><b>Properties</b> Create, Filter, Nillable, Sort, Update</p> <p><b>Description</b> Used with <code>PersonMailingLongitude</code> to specify the precise geolocation of a person account's mailing address. Acceptable values are numbers between <math>-90</math> and <math>90</math> with up to 15 decimal places. See <a href="#">Compound Field Considerations and Limitations</a> for details on geolocation compound fields.</p>
PersonMailingLongitude	<p><b>Type</b> double</p> <p><b>Properties</b> Create, Filter, Nillable, Sort, Update</p> <p><b>Description</b> Used with <code>PersonMailingLatitude</code> to specify the precise geolocation of a person account's mailing address. Acceptable values are numbers between <math>-180</math> and <math>180</math> with up to 15 decimal places. See <a href="#">Compound Field Considerations and Limitations</a> on page 15 for details on geolocation compound fields.</p>
PersonMailingStreet	<p><b>Type</b> textarea</p> <p><b>Properties</b> Create, Filter, Nillable, Update</p> <p><b>Description</b> The mailing street address for this person account. Label is <b>Mailing Street</b>. Maximum size is 255 characters.</p>
PersonMobilePhone	<p><b>Type</b> phone</p> <p><b>Properties</b> Create, Filter, Nillable, Update</p> <p><b>Description</b> The mobile phone number for this person account. Label is <b>Mobile</b>.</p>
<ul style="list-style-type: none"> <li>• <code>PersonOtherCity</code></li> <li>• <code>PersonOtherCountry</code></li> <li>• <code>PersonOtherPostalCode</code></li> <li>• <code>PersonOtherState</code></li> </ul>	<p><b>Type</b> string</p> <p><b>Properties</b> Create, Filter, Nillable, Update</p> <p><b>Description</b> Details about the alternate address for this person account. Labels are <b>Other City</b>, <b>Other Country</b>, <b>Other Zip/Postal Code</b>, and <b>Other State</b>.</p>

Field Name	Details
<ul style="list-style-type: none"> <li>PersonOtherCountryCode</li> <li>PersonOtherStateCode</li> </ul>	<p><b>Type</b> picklist</p> <p><b>Properties</b> Create, Filter, Group, Nillable, Sort, Update</p> <p><b>Description</b> The ISO country or state code for the alternate address of the person account.</p>
PersonOtherLatitude	<p><b>Type</b> double</p> <p><b>Properties</b> Create, Filter, Nillable, Sort, Update</p> <p><b>Description</b> Used with <code>PersonOtherLongitude</code> to specify the precise geolocation of a person account's alternate address. Acceptable values are numbers between -90 and 90 with up to 15 decimal places. See <a href="#">Compound Field Considerations and Limitations</a> for details on geolocation compound fields.</p>
PersonOtherLongitude	<p><b>Type</b> double</p> <p><b>Properties</b> Create, Filter, Nillable, Sort, Update</p> <p><b>Description</b> Used with <code>PersonOtherLatitude</code> to specify the precise geolocation of a person account's alternate address. Acceptable values are numbers between -180 and 180 with up to 15 decimal places. See <a href="#">Compound Field Considerations and Limitations</a> for details on geolocation compound fields.</p>
PersonOtherPhone	<p><b>Type</b> phone</p> <p><b>Properties</b> Create, Filter, Nillable, Update</p> <p><b>Description</b> The alternate phone number for this person account. Label is <b>Other Phone</b>.</p>
PersonOtherStreet	<p><b>Type</b> textarea</p> <p><b>Properties</b> Create, Filter, Nillable, Update</p> <p><b>Description</b> The person account's alternate street address. Label is <b>Other Street</b>.</p>

Field Name	Details
PersonTitle	<p><b>Type</b> string</p> <p><b>Properties</b> Create, Filter, Nillable, Update</p> <p><b>Description</b> The person account's title. Label is <b>Title</b>. Maximum size is 80 characters.</p>
Suffix	<p><b>Type</b> string</p> <p><b>Properties</b> Create, Filter, Group, Nillable, Sort, Update</p> <p><b>Description</b> Name suffix of the person for a person account. Maximum size is 40 characters. Contact Salesforce Customer Support to enable this field.</p>

 **Note:** If you are importing Account data into Salesforce and need to set the value for an audit field, such as `CreatedDate`, contact Salesforce. Audit fields are automatically updated during API operations unless you request to set these fields yourself.

## Usage

Use this object to query and manage accounts in your organization. Client applications can create, update, delete, or query Attachment records associated with an account via the API.

Client applications can also create or update account objects by converting a Lead via the `convertLead()` call.

If the values in the `IsPersonAccount` Fields are not null, you can't change `IsPersonAccount` to `false`, or an error occurs.

## Associated Objects

This object has the following associated objects. Unless noted, they are available in the same API version as this object.

### **AccountFeed (API version 18.0)**

Feed tracking is available for the object.

### **AccountHistory (API version 11.0)**

History is available for tracked fields of the object.

### **AccountOwnerSharingRule**

Sharing rules are available for the object.

### **AccountShare**

Sharing is available for the object.

SEE ALSO:

[AccountShare](#)

[AccountTeamMember](#)

# AccountBrand

---

Represents the brand details of a Partner Account. This object is available in API version 43.0 and later.

## Supported Calls

`create()`, `delete()`, `describeLayout()`, `describeSObjects()`, `getDeleted()`, `getUpdated()` `query()`, `retrieve()`, `search()`, `undelete()`, `update()`, `upsert()`

## Special Access Rules

This object is available only if Salesforce Communities is enabled in your organization and it has a Partner Community or Customer Community Plus license.

## Fields

Field	Details
AccountId	<p><b>Type</b> reference</p> <p><b>Properties</b> Create, Filter, Group, Sort, Update</p> <p><b>Description</b> ID of the Account. This number is unique within your organization.</p>
Address	<p><b>Type</b> address</p> <p><b>Properties</b> Filter, Nillable</p> <p><b>Description</b> The street address.</p>
City	<p><b>Type</b> string</p> <p><b>Properties</b> Create, Filter, Group, Nillable, Sort, Update</p> <p><b>Description</b> The city.</p>
CompanyName	<p><b>Type</b> string</p> <p><b>Properties</b> Create, Filter, Group, Nillable, Sort, Update</p>

Field	Details
	<p><b>Description</b> The name of the company associated with the account brand.</p>
Country	<p><b>Type</b> string</p> <p><b>Properties</b> Create, Filter, Group, Nillable, Sort, Update</p> <p><b>Description</b> The country where the account is physically located.</p>
Email	<p><b>Type</b> reference</p> <p><b>Properties</b> Create, Filter, Group, Nillable, Sort, Update</p> <p><b>Description</b> Email address associated with the account.</p>
GeocodeAccuracy	<p><b>Type</b> picklist</p> <p><b>Properties</b> Create, Filter, Group, Nillable, Restricted picklist Sort, Update</p> <p><b>Description</b> Stores data for accurate geocoded location.</p>
LastReferencedDate	<p><b>Type</b> dateTime</p> <p><b>Properties</b> Filter, Nillable, Sort</p> <p><b>Description</b> Most recent date referenced.</p>
LastViewedDate	<p><b>Type</b> dateTime</p> <p><b>Properties</b> Filter, Nillable, Sort</p> <p><b>Description</b> Most recent date viewed.</p>
Latitude	<p><b>Type</b> double</p> <p><b>Properties</b> Create, Filter, Nillable, Sort, Update</p>

Field	Details
	<p><b>Description</b> Used along with <code>Longitude</code> to specify the precise geolocation of an address.</p>
LogoId	<p><b>Type</b> reference</p> <p><b>Properties</b> Create, Filter, Group, Nillable, Sort, Update</p> <p><b>Description</b> ID of the logo.</p>
LogoUrl	<p><b>Type</b> url</p> <p><b>Properties</b> Nillable,</p> <p><b>Description</b> URL of the logo. This field is available in API version 44.0 and later.</p>
Longitude	<p><b>Type</b> double</p> <p><b>Properties</b> Create, Filter, Nillable, Sort, Update</p> <p><b>Description</b> Used with <code>Latitude</code> to specify the precise geolocation of an address.</p>
Name	<p><b>Type</b> string</p> <p><b>Properties</b> Create, Filter, Nillable, Sort, Update</p> <p><b>Description</b> Required. Name of the account.</p>
OwnerId	<p><b>Type</b> reference</p> <p><b>Properties</b> Create, Defaulted on create Filter, Group, Sort, Update</p> <p><b>Description</b> Required. ID of the Owner.</p>
Phone	<p><b>Type</b> phone</p> <p><b>Properties</b> Create, Filter, Group, Nillable, Sort, Update</p>



Field	Details
	<p><b>Description</b> Phone number.</p>
PostalCode	<p><b>Type</b> string</p> <p><b>Properties</b> Create, Filter, Group, Nillable, Sort, Update</p> <p><b>Description</b> The postal code where the user's IP address is physically located.</p>
State	<p><b>Type</b> string</p> <p><b>Properties</b> Create, Filter, Group, Nillable, Sort, Update</p> <p><b>Description</b> The address state.</p>
Street	<p><b>Type</b> textarea</p> <p><b>Properties</b> Create, Filter, Group, Nillable, Sort, Update</p> <p><b>Description</b> The address street.</p>
Website	<p><b>Type</b> url</p> <p><b>Properties</b> Create, Filter, Group, Nillable, Sort, Update</p> <p><b>Description</b> Website for the Account Brand.</p>

## Associated Objects

This object has the following associated objects. Unless noted, they are available in the same API version as this object.

### [AccountBrandOwnerSharingRule](#)

Sharing rules are available for the object.

### [AccountBrandShare](#)

Sharing is available for the object.

# AccountContactRelation

---

Represents a relationship between a contact and one or more accounts.

This object is available in API version 37.0. The AccountContactRelation object supports person accounts. That means that a person account can be either a related contact on a business account or a related account on a contact. A person account can also be related to another person account as either a related contact or related account.

## Supported Calls

`create()`,  
`delete()`,`describeLayout()`,`describeSObjects()`,`getDeleted()`,`getUpdated()`,`query()`,`retrieve()`,`update()`,`upsert()`

## Fields

Field Name	Details
AccountContactRelationshipCurrency	<p><b>Type</b> picklist</p> <p><b>Properties</b> Create, Defaulted on create, Filter, Group, Nillable, Restricted picklist, Sort, Update</p> <p><b>Description</b> Available only for organizations with the multicurrency feature enabled. Contains the ISO code for any currency allowed by the organization.</p>
AccountId	<p><b>Type</b> reference</p> <p><b>Properties</b> Create, Filter, Group, Sort</p> <p><b>Description</b> ID of the account that is related to the contact. Field can't be modified when updating existing account-contact relationship records.</p>
ContactId	<p><b>Type</b> reference</p> <p><b>Properties</b> Create, Filter, Group, Sort</p> <p><b>Description</b> ID of the contact that is related to the account. Field can't be modified when updating existing account-contact relationship records.</p>
EndDate	<p><b>Type</b> date</p> <p><b>Properties</b> Create, Filter, Group, Nillable, Sort, Update</p>

Field Name	Details
	<p><b>Description</b> The date a relationship between a contact and account ended. Use with the <code>Start Date</code> to keep a history of the relationship.</p>
<code>IsActive</code>	<p><b>Type</b> boolean</p> <p><b>Properties</b> Create, Defaulted on create, Filter, Group, Sort, Update</p> <p><b>Description</b> Indicates whether relationship is active (<code>true</code>) or not (<code>false</code>).</p>
<code>IsDirect</code>	<p><b>Type</b> boolean</p> <p><b>Properties</b> Defaulted on create, Filter, Group, Sort</p> <p><b>Description</b> Indicates whether the account associated with the contact is the contact's primary account (<code>true</code>) or not (<code>false</code>).</p>
<code>Roles</code>	<p><b>Type</b> multipicklist</p> <p><b>Properties</b> Create, Filter, Nillable, Update</p> <p><b>Description</b> The contact's participating role in the account. Values are <code>Business User</code>, <code>Decision Maker</code>, <code>Economic Buyer</code>, <code>Economic Decision Maker</code>, <code>Evaluator</code>, <code>Executive Sponsor</code>, <code>Influencer</code>, <code>Technical Buyer</code>, and <code>Other</code>.</p>
<code>StartDate</code>	<p><b>Type</b> date</p> <p><b>Properties</b> Create, Filter, Group, Nillable, Sort, Update</p> <p><b>Description</b> The date a relationship between a contact and account began. Use with the <code>End Date</code> to keep a history of the relationship.</p>

## Usage

Use this object to associate a single contact record to multiple account records so you can easily track the relationships between the people and businesses they work with.

## AccountCleanInfo

---

Stores the metadata Data.com Clean uses to determine an account record's clean status. AccountCleanInfo helps you automate the cleaning or related processing of account records.

Account Clean Info provides a snapshot of the data in your Salesforce account record and its matched Data.com record at the time the Salesforce record was cleaned.

Account Clean Info includes a number of bit vector fields, whose component fields each correspond to individual object fields and provide related data or status information about those fields. For example, the bit vector field `IsDifferent` has an `IsDifferentState` field. If the `IsDifferentState` field's value is `False`, that means the `State` field value is *the same* on the Salesforce account record and its matched Data.com record.

AccountCleanInfo bit vector fields include:

- `CleanedBy` indicates who (a user) or what (a Clean job) cleaned the account record.
- `IsDifferent` indicates whether or not a field on the account record has a value that differs from the corresponding field on the matched Data.com record.
- `IsFlaggedWrong` indicates whether or not a field on the account record has a value that is flagged as wrong to Data.com.
- `IsReviewed` indicates whether or not a field on the account record is in a `Reviewed` state, which means that the value was reviewed but not accepted.

Their individual bits are defined here.

## Supported Calls

`describeSObjects()`, `getDeleted()`, `getUpdated()`, `query()`, `retrieve()`, `update()`

## Fields

Field Name	Details
<code>AccountId</code>	<p><b>Type</b> reference</p> <p><b>Properties</b> Filter, Group, Sort</p> <p><b>Description</b> The unique, system-generated ID assigned when the account record was created.</p>
<code>AccountSite</code>	<p><b>Type</b> string</p> <p><b>Properties</b> Filter, Group, Nillable, Sort</p> <p><b>Description</b> Information about the account's location, such as single location, headquarters, or branch.</p>

Field Name	Details
Address	<p><b>Type</b> address</p> <p><b>Properties</b> Filter, Nillable</p> <p><b>Description</b> The compound form of the address. Read-only. See <a href="#">Address Compound Fields</a> for details on compound address fields.</p>
AnnualRevenue	<p><b>Type</b> currency</p> <p><b>Properties</b> Filter, Nillable, Sort</p> <p><b>Description</b> Estimated annual revenue of the account.</p>
City	<p><b>Type</b> string</p> <p><b>Properties</b> Filter, Group, Nillable, Sort</p> <p><b>Description</b> Details for the billing address of the account.</p>
CleanedByJob	<p><b>Type</b> boolean</p> <p><b>Properties</b> Filter</p> <p><b>Description</b> Indicates whether the account record was cleaned by a Data.com Clean job (<code>true</code>) or not (<code>false</code>).</p>
CleanedByUser	<p><b>Type</b> boolean</p> <p><b>Properties</b> Filter</p> <p><b>Description</b> Indicates whether the account record was cleaned by a Salesforce user (<code>true</code>) or not (<code>false</code>).</p>
CompanyName	<p><b>Type</b> string</p> <p><b>Properties</b> Filter, Group, Nillable, Sort</p>

Field Name	Details
	<p><b>Description</b> The name of the company.</p>
CompanyStatusDataDotCom	<p><b>Type</b> picklist</p> <p><b>Properties</b> Filter, Group, Nillable, Sort</p> <p><b>Description</b> The status of the company per Data.com. Values are: Company is In Business per Data.com or Company is Out of Business per Data.com.</p>
Country	<p><b>Type</b> string</p> <p><b>Properties</b> Filter, Group, Nillable, Sort</p> <p><b>Description</b> Details for the billing address of the account.</p>
DandBCompanyDunsNumber	<p><b>Type</b> string</p> <p><b>Properties</b> Filter, Group, Nillable, Sort</p> <p><b>Description</b> The D-U-N-S Number on the D&amp;B Company record (if any) that is linked to the account.</p>
DataDotComId	<p><b>Type</b> string</p> <p><b>Properties</b> Filter, Group, Nillable, Sort</p> <p><b>Description</b> The ID Data.com maintains for the company.</p>
Description	<p><b>Type</b> textarea</p> <p><b>Properties</b> Nillable</p> <p><b>Description</b> A description of the account.</p>

Field Name	Details
DunsNumber	<p><b>Type</b> string</p> <p><b>Properties</b> Filter, Group, Nillable, Sort</p> <p><b>Description</b> The Data Universal Numbering System (D-U-N-S) number is a unique, nine-digit number assigned to every business location in the Dun &amp; Bradstreet database that has a unique, separate, and distinct operation. D-U-N-S numbers are used by industries and organizations around the world as a global standard for business identification and tracking.</p>
DunsRightMatchConfidence	<p><b>Type</b> int</p> <p><b>Properties</b> Filter, Group, Nillable, Sort</p> <p><b>Description</b> The account's DUNSRight confidence code.</p>
DunsRightMatchGrade	<p><b>Type</b> string</p> <p><b>Properties</b> Filter, Group, Nillable, Sort</p> <p><b>Description</b> The account's DUNSRight match grade.</p>
Fax	<p><b>Type</b> phone</p> <p><b>Properties</b> Filter, Group, Nillable, Sort</p> <p><b>Description</b> The account's fax number.</p>
Industry	<p><b>Type</b> picklist</p> <p><b>Properties</b> Filter, Group, Nillable, Sort</p> <p><b>Description</b> The industry the account belongs to.</p>
IsDifferentAccountSite	<p><b>Type</b> boolean</p>

Field Name	Details
	<p><b>Properties</b> Filter</p> <p><b>Description</b> Indicates whether the account's <code>AccountSite</code> field value is different from the corresponding value on its matched Data.com record (<code>true</code>) or not (<code>false</code>).</p>
<code>IsDifferentAnnualRevenue</code>	<p><b>Type</b> boolean</p> <p><b>Properties</b> Filter</p> <p><b>Description</b> Indicates whether the account's <code>AnnualRevenue</code> field value is different from the corresponding value on its matched Data.com record (<code>true</code>) or not (<code>false</code>).</p>
<code>IsDifferentCity</code>	<p><b>Type</b> boolean</p> <p><b>Properties</b> Filter</p> <p><b>Description</b> Indicates whether the account's <code>City</code> field value is different from the corresponding value on its matched Data.com record (<code>true</code>) or not (<code>false</code>).</p>
<code>IsDifferentCompanyName</code>	<p><b>Type</b> boolean</p> <p><b>Properties</b> Filter</p> <p><b>Description</b> Indicates whether the account's <code>AccountName</code> field value is different from the corresponding value on its matched Data.com record (<code>true</code>) or not (<code>false</code>).</p>
<code>IsDifferentCountry</code>	<p><b>Type</b> boolean</p> <p><b>Properties</b> Filter</p> <p><b>Description</b> Indicates whether the account's <code>Country</code> field value is different from the corresponding value on its matched Data.com record (<code>true</code>) or not (<code>false</code>).</p>
<code>IsDifferentCountryCode</code>	<p><b>Type</b> boolean</p> <p><b>Properties</b> Filter</p>



Field Name	Details
	<p><b>Description</b></p> <p>Indicates whether the account's <code>Country Code</code> field value is different from the corresponding value on its matched Data.com record (<code>true</code>) or not (<code>false</code>).</p>
<code>IsDifferentDandBCompanyDunsNumber</code>	<p><b>Type</b></p> <p>boolean</p> <p><b>Properties</b></p> <p>Filter</p> <p><b>Description</b></p> <p>Indicates whether the account's <code>DandBCompanyID</code> field value is different from the corresponding value on its matched Data.com record (<code>true</code>) or not (<code>false</code>).</p>
<code>IsDifferentDescription</code>	<p><b>Type</b></p> <p>boolean</p> <p><b>Properties</b></p> <p>Filter</p> <p><b>Description</b></p> <p>Indicates whether the account's <code>Description</code> field value is different from the corresponding value on its matched Data.com record (<code>true</code>) or not (<code>false</code>).</p>
<code>IsDifferentDunsNumber</code>	<p><b>Type</b></p> <p>boolean</p> <p><b>Properties</b></p> <p>Filter</p> <p><b>Description</b></p> <p>Indicates whether the account's <code>DunsNumber</code> field value is different from the D-U-N-S Number on its matched Data.com record (<code>true</code>) or not (<code>false</code>).</p>
<code>IsDifferentFax</code>	<p><b>Type</b></p> <p>boolean</p> <p><b>Properties</b></p> <p>Filter</p> <p><b>Description</b></p> <p>Indicates whether the account's <code>Fax</code> field value is different from the corresponding value on its matched Data.com record (<code>true</code>) or not (<code>false</code>).</p>
<code>IsDifferentIndustry</code>	<p><b>Type</b></p> <p>boolean</p> <p><b>Properties</b></p> <p>Filter</p>

Field Name	Details
	<p><b>Description</b></p> <p>Indicates whether the account's <code>Industry</code> field value is different from the corresponding value on its matched Data.com record (<code>true</code>) or not (<code>false</code>).</p>
<code>IsDifferentNaicsCode</code>	<p><b>Type</b></p> <p>boolean</p> <p><b>Properties</b></p> <p>Filter</p> <p><b>Description</b></p> <p>Indicates whether the account's <code>NaicsCode</code> field value is different from the corresponding value on its matched Data.com record (<code>true</code>) or not (<code>false</code>).</p>
<code>IsDifferentNaicsDescription</code>	<p><b>Type</b></p> <p>boolean</p> <p><b>Properties</b></p> <p>Filter</p> <p><b>Description</b></p> <p>Indicates whether the account's <code>NaicsDescription</code> field value is different from the corresponding value on its matched Data.com record (<code>true</code>) or not (<code>false</code>).</p>
<code>IsDifferentNumberOfEmployees</code>	<p><b>Type</b></p> <p>boolean</p> <p><b>Properties</b></p> <p>Filter</p> <p><b>Description</b></p> <p>Indicates whether the account's <code>NumberOfEmployees</code> field value is different from the corresponding value on its matched Data.com record (<code>true</code>) or not (<code>false</code>).</p>
<code>IsDifferentOwnership</code>	<p><b>Type</b></p> <p>boolean</p> <p><b>Properties</b></p> <p>Filter</p> <p><b>Description</b></p> <p>Indicates whether the account's <code>Ownership</code> field value is different from the corresponding value on its matched Data.com record (<code>true</code>) or not (<code>false</code>).</p>
<code>IsDifferentPhone</code>	<p><b>Type</b></p> <p>boolean</p> <p><b>Properties</b></p> <p>Filter</p>

Field Name	Details
	<p><b>Description</b></p> <p>Indicates whether the account's <code>Phone</code> field value is different from the corresponding value on its matched Data.com record (<code>true</code>) or not (<code>false</code>).</p>
<code>IsDifferentPostalCode</code>	<p><b>Type</b></p> <p>boolean</p> <p><b>Properties</b></p> <p>Filter</p> <p><b>Description</b></p> <p>Indicates whether the account's <code>PostalCode</code> field value is different from the corresponding value on its matched Data.com record (<code>true</code>) or not (<code>false</code>).</p>
<code>IsDifferentSic</code>	<p><b>Type</b></p> <p>boolean</p> <p><b>Properties</b></p> <p>Filter</p> <p><b>Description</b></p> <p>Indicates whether the account's <code>Sic</code> field value is different from the corresponding value on its matched Data.com record (<code>true</code>) or not (<code>false</code>).</p>
<code>IsDifferentSicDescription</code>	<p><b>Type</b></p> <p>boolean</p> <p><b>Properties</b></p> <p>Filter</p> <p><b>Description</b></p> <p>Indicates whether the account's <code>SicDescription</code> field value is different from the corresponding value on its matched Data.com record (<code>true</code>) or not (<code>false</code>).</p>
<code>IsDifferentState</code>	<p><b>Type</b></p> <p>boolean</p> <p><b>Properties</b></p> <p>Filter</p> <p><b>Description</b></p> <p>Indicates whether the account's <code>State</code> field value is different from the corresponding value on its matched Data.com record (<code>true</code>) or not (<code>false</code>).</p>
<code>IsDifferentStateCode</code>	<p><b>Type</b></p> <p>boolean</p> <p><b>Properties</b></p> <p>Filter</p>

Field Name	Details
	<p><b>Description</b></p> <p>Indicates whether the account's <code>State Code</code> field value is different from the corresponding value on its matched Data.com record (<code>true</code>) or not (<code>false</code>).</p>
<code>IsDifferentStreet</code>	<p><b>Type</b></p> <p>boolean</p> <p><b>Properties</b></p> <p>Filter</p> <p><b>Description</b></p> <p>Indicates whether the account's <code>State</code> field value is different from the corresponding value on its matched Data.com record (<code>true</code>) or not (<code>false</code>).</p>
<code>IsDifferentTickerSymbol</code>	<p><b>Type</b></p> <p>boolean</p> <p><b>Properties</b></p> <p>Filter</p> <p><b>Description</b></p> <p>Indicates whether the account's <code>TickerSymbol</code> field value is different from the corresponding value on its matched Data.com record (<code>true</code>) or not (<code>false</code>).</p>
<code>IsDifferentTradestyle</code>	<p><b>Type</b></p> <p>boolean</p> <p><b>Properties</b></p> <p>Filter</p> <p><b>Description</b></p> <p>Indicates whether the account's <code>Tradestyle</code> field value is different from the corresponding value on its matched Data.com record (<code>true</code>) or not (<code>false</code>).</p>
<code>IsDifferentWebsite</code>	<p><b>Type</b></p> <p>boolean</p> <p><b>Properties</b></p> <p>Filter</p> <p><b>Description</b></p> <p>Indicates whether the account's <code>Website</code> field value is different from the corresponding value on its matched Data.com record (<code>true</code>) or not (<code>false</code>).</p>
<code>IsDifferentYearStarted</code>	<p><b>Type</b></p> <p>boolean</p> <p><b>Properties</b></p> <p>Filter</p>

Field Name	Details
	<p><b>Description</b></p> <p>Indicates whether the account's <code>YearStarted</code> field value is different from the corresponding value on its matched Data.com record (<code>true</code>) or not (<code>false</code>).</p>
<code>IsFlaggedWrongAccountSite</code>	<p><b>Type</b></p> <p>boolean</p> <p><b>Properties</b></p> <p>Filter, Update</p> <p><b>Description</b></p> <p>Indicates whether the account's <code>AccountSite</code> field value is flagged as wrong to Data.com (<code>true</code>) or not (<code>false</code>).</p>
<code>IsFlaggedWrongAddress</code>	<p><b>Type</b></p> <p>boolean</p> <p><b>Properties</b></p> <p>Filter, Update</p> <p><b>Description</b></p> <p>Indicates whether the account's <code>Address</code> field value is flagged as wrong to Data.com (<code>true</code>) or not (<code>false</code>).</p>
<code>IsFlaggedWrongAnnualRevenue</code>	<p><b>Type</b></p> <p>boolean</p> <p><b>Properties</b></p> <p>Filter, Update</p> <p><b>Description</b></p> <p>Indicates whether the account's <code>AnnualRevenue</code> field value is flagged as wrong to Data.com (<code>true</code>) or not (<code>false</code>).</p>
<code>IsFlaggedWrongCompanyName</code>	<p><b>Type</b></p> <p>boolean</p> <p><b>Properties</b></p> <p>Filter, Update</p> <p><b>Description</b></p> <p>Indicates whether the account's <code>CompanyName</code> field value is flagged as wrong to Data.com (<code>true</code>) or not (<code>false</code>).</p>
<code>IsFlaggedWrongDescription</code>	<p><b>Type</b></p> <p>boolean</p> <p><b>Properties</b></p> <p>Filter, Update</p>

Field Name	Details
	<p><b>Description</b> Indicates whether the account's <code>Description</code> field value is flagged as wrong to Data.com (<code>true</code>) or not (<code>false</code>).</p>
<code>IsFlaggedWrongDunsNumber</code>	<p><b>Type</b> boolean</p> <p><b>Properties</b> Filter, Update</p> <p><b>Description</b> Indicates whether the account's <code>DunsNumber</code> field value is flagged as wrong to Data.com (<code>true</code>) or not (<code>false</code>).</p>
<code>IsFlaggedWrongFax</code>	<p><b>Type</b> boolean</p> <p><b>Properties</b> Filter, Update</p> <p><b>Description</b> Indicates whether the account's <code>Fax</code> field value is flagged as wrong to Data.com (<code>true</code>) or not (<code>false</code>).</p>
<code>IsFlaggedWrongIndustry</code>	<p><b>Type</b> boolean</p> <p><b>Properties</b> Filter, Update</p> <p><b>Description</b> Indicates whether the account's <code>Industry</code> field value is flagged as wrong to Data.com (<code>true</code>) or not (<code>false</code>).</p>
<code>IsFlaggedWrongNaicsCode</code>	<p><b>Type</b> boolean</p> <p><b>Properties</b> Filter, Update</p> <p><b>Description</b> Indicates whether the account's <code>NaicsCode</code> field value is flagged as wrong to Data.com (<code>true</code>) or not (<code>false</code>).</p>
<code>IsFlaggedWrongNaicsDescription</code>	<p><b>Type</b> boolean</p> <p><b>Properties</b> Filter, Update</p>

Field Name	Details
	<p><b>Description</b></p> <p>Indicates whether the account's <code>NaicsDescription</code> field value is flagged as wrong to Data.com (<code>true</code>) or not (<code>false</code>).</p>
<code>IsFlaggedWrongNumberOfEmployees</code>	<p><b>Type</b></p> <p>boolean</p> <p><b>Properties</b></p> <p>Filter, Update</p> <p><b>Description</b></p> <p>Indicates whether the account's <code>NumberOfEmployees</code> field value is flagged as wrong to Data.com (<code>true</code>) or not (<code>false</code>).</p>
<code>IsFlaggedWrongOwnership</code>	<p><b>Type</b></p> <p>boolean</p> <p><b>Properties</b></p> <p>Filter, Update</p> <p><b>Description</b></p> <p>Indicates whether the account's <code>Ownership</code> field value is flagged as wrong to Data.com (<code>true</code>) or not (<code>false</code>).</p>
<code>IsFlaggedWrongPhone</code>	<p><b>Type</b></p> <p>boolean</p> <p><b>Properties</b></p> <p>Filter, Update</p> <p><b>Description</b></p> <p>Indicates whether the account's <code>Phone</code> field value is flagged as wrong to Data.com (<code>true</code>) or not (<code>false</code>).</p>
<code>IsFlaggedWrongSic</code>	<p><b>Type</b></p> <p>boolean</p> <p><b>Properties</b></p> <p>Filter, Update</p> <p><b>Description</b></p> <p>Indicates whether the account's <code>Sic</code> field value is flagged as wrong to Data.com (<code>true</code>) or not (<code>false</code>).</p>
<code>IsFlaggedWrongSicDescription</code>	<p><b>Type</b></p> <p>boolean</p> <p><b>Properties</b></p> <p>Filter, Update</p>

Field Name	Details
	<p><b>Description</b></p> <p>Indicates whether the account's <code>SicDescription</code> field value is flagged as wrong to Data.com (<code>true</code>) or not (<code>false</code>).</p>
<code>IsFlaggedWrongTickerSymbol</code>	<p><b>Type</b></p> <p>boolean</p> <p><b>Properties</b></p> <p>Filter, Update</p> <p><b>Description</b></p> <p>Indicates whether the account's <code>TickerSymbol</code> field value is flagged as wrong to Data.com (<code>true</code>) or not (<code>false</code>).</p>
<code>IsFlaggedWrongTradestyle</code>	<p><b>Type</b></p> <p>boolean</p> <p><b>Properties</b></p> <p>Filter, Update</p> <p><b>Description</b></p> <p>Indicates whether the account's <code>Tradestyle</code> field value is flagged as wrong to Data.com (<code>true</code>) or not (<code>false</code>).</p>
<code>IsFlaggedWrongWebsite</code>	<p><b>Type</b></p> <p>boolean</p> <p><b>Properties</b></p> <p>Filter, Update</p> <p><b>Description</b></p> <p>Indicates whether the account's <code>Website</code> field value is flagged as wrong to Data.com (<code>true</code>) or not (<code>false</code>).</p>
<code>IsFlaggedWrongYearStarted</code>	<p><b>Type</b></p> <p>boolean</p> <p><b>Properties</b></p> <p>Filter, Update</p> <p><b>Description</b></p> <p>Indicates whether the account's <code>YearStarted</code> field value is flagged as wrong to Data.com (<code>true</code>) or not (<code>false</code>).</p>
<code>IsInactive</code>	<p><b>Type</b></p> <p>boolean</p> <p><b>Properties</b></p> <p>Defaulted on create, Filter, Group, Sort</p>



Field Name	Details
	<p><b>Description</b> Indicates whether the account has been reported to Data.com as <i>Inactive</i> (<code>true</code>) or not (<code>false</code>).</p>
IsReviewedAccountSite	<p><b>Type</b> boolean</p> <p><b>Properties</b> Filter, Update</p> <p><b>Description</b> Indicates whether the account's <code>AccountSite</code> field value is in a Reviewed state (<code>true</code>) or not (<code>false</code>).</p>
IsReviewedAddress	<p><b>Type</b> boolean</p> <p><b>Properties</b> Filter, Update</p> <p><b>Description</b> Indicates whether the account's <code>Address</code> field value is in a Reviewed state (<code>true</code>) or not (<code>false</code>).</p>
IsReviewedAnnualRevenue	<p><b>Type</b> boolean</p> <p><b>Properties</b> Filter, Update</p> <p><b>Description</b> Indicates whether the account's <code>AnnualRevenue</code> field value is in a Reviewed state (<code>true</code>) or not (<code>false</code>).</p>
IsReviewedCompanyName	<p><b>Type</b> boolean</p> <p><b>Properties</b> Filter, Update</p> <p><b>Description</b> Indicates whether the account's <code>CompanyName</code> field value is in a Reviewed state (<code>true</code>) or not (<code>false</code>).</p>
IsReviewedDandBCompanyDunsNumber	<p><b>Type</b> boolean</p> <p><b>Properties</b> Filter, Update</p>

Field Name	Details
	<p><b>Description</b></p> <p>Indicates whether the account's <code>DandBCompanyID</code> field value is in a Reviewed state (<code>true</code>) or not (<code>false</code>).</p>
<code>IsReviewedDescription</code>	<p><b>Type</b></p> <p>boolean</p> <p><b>Properties</b></p> <p>Filter, Update</p> <p><b>Description</b></p> <p>Indicates whether the account's <code>Description</code> field value is in a Reviewed state (<code>true</code>) or not (<code>false</code>).</p>
<code>IsReviewedDunsNumber</code>	<p><b>Type</b></p> <p>boolean</p> <p><b>Properties</b></p> <p>Filter, Update</p> <p><b>Description</b></p> <p>Indicates whether the account's <code>DunsNumber</code> field value is in a Reviewed state (<code>true</code>) or not (<code>false</code>).</p>
<code>IsReviewedFax</code>	<p><b>Type</b></p> <p>boolean</p> <p><b>Properties</b></p> <p>Filter, Update</p> <p><b>Description</b></p> <p>Indicates whether the account's <code>Fax</code> field value is in a Reviewed state (<code>true</code>) or not (<code>false</code>).</p>
<code>IsReviewedIndustry</code>	<p><b>Type</b></p> <p>boolean</p> <p><b>Properties</b></p> <p>Filter, Update</p> <p><b>Description</b></p> <p>Indicates whether the account's <code>Industry</code> field value is in a Reviewed state (<code>true</code>) or not (<code>false</code>).</p>
<code>IsReviewedNaicsCode</code>	<p><b>Type</b></p> <p>boolean</p> <p><b>Properties</b></p> <p>Filter, Update</p>

Field Name	Details
	<p><b>Description</b> Indicates whether the account's <code>NaicsCode</code> field value is in a <code>Reviewed</code> state (<code>true</code>) or not (<code>false</code>).</p>
<code>IsReviewedNaicsDescription</code>	<p><b>Type</b> boolean</p> <p><b>Properties</b> Filter, Update</p> <p><b>Description</b> Indicates whether the account's <code>NaicsDescription</code> field value is in a <code>Reviewed</code> state (<code>true</code>) or not (<code>false</code>).</p>
<code>IsReviewedNumberOfEmployees</code>	<p><b>Type</b> boolean</p> <p><b>Properties</b> Filter, Update</p> <p><b>Description</b> Indicates whether the account's <code>NumberOfEmployees</code> field value is in a <code>Reviewed</code> state (<code>true</code>) or not (<code>false</code>).</p>
<code>IsReviewedOwnership</code>	<p><b>Type</b> boolean</p> <p><b>Properties</b> Filter, Update</p> <p><b>Description</b> Indicates whether the account's <code>Ownership</code> field value is in a <code>Reviewed</code> state (<code>true</code>) or not (<code>false</code>).</p>
<code>IsReviewedPhone</code>	<p><b>Type</b> boolean</p> <p><b>Properties</b> Filter, Update</p> <p><b>Description</b> Indicates whether the account's <code>Phone</code> field value is in a <code>Reviewed</code> state (<code>true</code>) or not (<code>false</code>).</p>
<code>IsReviewedSic</code>	<p><b>Type</b> boolean</p> <p><b>Properties</b> Filter, Update</p>

Field Name	Details
	<p><b>Description</b> Indicates whether the account's <code>Sic</code> field value is in a Reviewed state (<code>true</code>) or not (<code>false</code>).</p>
<code>IsReviewedSicDescription</code>	<p><b>Type</b> boolean</p> <p><b>Properties</b> Filter, Update</p> <p><b>Description</b> Indicates whether the account's <code>SicDescription</code> field value is in a Reviewed state (<code>true</code>) or not (<code>false</code>).</p>
<code>IsReviewedTickerSymbol</code>	<p><b>Type</b> boolean</p> <p><b>Properties</b> Filter, Update</p> <p><b>Description</b> Indicates whether the account's <code>TickerSymbol</code> field value is in a Reviewed state (<code>true</code>) or not (<code>false</code>).</p>
<code>IsReviewedTradestyle</code>	<p><b>Type</b> boolean</p> <p><b>Properties</b> Filter, Update</p> <p><b>Description</b> Indicates whether the account's <code>Tradestyle</code> field value is in a Reviewed state (<code>true</code>) or not (<code>false</code>).</p>
<code>IsReviewedWebsite</code>	<p><b>Type</b> boolean</p> <p><b>Properties</b> Filter, Update</p> <p><b>Description</b> Indicates whether the account's <code>Website</code> field value is in a Reviewed state (<code>true</code>) or not (<code>false</code>).</p>
<code>IsReviewedYearStarted</code>	<p><b>Type</b> boolean</p> <p><b>Properties</b> Filter, Update</p>

Field Name	Details
	<p><b>Description</b></p> <p>Indicates whether the account's <code>YearStarted</code> field value is in a Reviewed state (<code>true</code>) or not (<code>false</code>).</p>
<code>LastMatchedDate</code>	<p><b>Type</b></p> <p>dateTime</p> <p><b>Properties</b></p> <p>Filter, Sort</p> <p><b>Description</b></p> <p>The date the account record was last matched and linked to a Data.com record.</p>
<code>LastStatusChangedById</code>	<p><b>Type</b></p> <p>reference</p> <p><b>Properties</b></p> <p>Filter, Group, Nillable, Sort</p> <p><b>Description</b></p> <p>The ID of who or what last changed the record's <code>Clean Status</code> field value: a Salesforce user or a Clean job.</p>
<code>LastStatusChangedDate</code>	<p><b>Type</b></p> <p>dateTime</p> <p><b>Properties</b></p> <p>Filter, Nillable, Sort</p> <p><b>Description</b></p> <p>The date on which the record's <code>Clean Status</code> field value was last changed.</p>
<code>Latitude</code>	<p><b>Type</b></p> <p>double</p> <p><b>Properties</b></p> <p>Filter, Nillable, Sort</p> <p><b>Description</b></p> <p>Used with <code>Longitude</code> to specify the precise geolocation of a billing address. Data not currently provided.</p>
<code>Longitude</code>	<p><b>Type</b></p> <p>double</p> <p><b>Properties</b></p> <p>Filter, Nillable, Sort</p> <p><b>Description</b></p> <p>Used with <code>Latitude</code> to specify the precise geolocation of a billing address. Data not currently provided.</p>

Field Name	Details
NaicsCode	<p><b>Type</b> string</p> <p><b>Properties</b> Filter, Group, Nillable, Sort</p> <p><b>Description</b> The six-digit North American Industry Classification System (NAICS) code is the standard used by business and government to classify business establishments into industries, according to their economic activity for the purpose of collecting, analyzing, and publishing statistical data related to the U.S. business economy.</p>
NaicsDescription	<p><b>Type</b> string</p> <p><b>Properties</b> Filter, Group, Nillable, Sort</p> <p><b>Description</b> A brief description of an organization's line of business, based on its NAICS code.</p>
Name	<p><b>Type</b> string</p> <p><b>Properties</b> Filter, Group, Sort, Update</p> <p><b>Description</b> Field label is <b>Account Clean Info Name</b>. The name of the account. Maximum size is 255 characters.</p>
NumberOfEmployees	<p><b>Type</b> int</p> <p><b>Properties</b> Filter, Group, Nillable, Sort</p> <p><b>Description</b> The number of employees working at the account.</p>
Ownership	<p><b>Type</b> picklist</p> <p><b>Properties</b> Filter, Group, Nillable, Sort</p> <p><b>Description</b> Ownership type for the account, for example Private, Public, or Subsidiary.</p>
Phone	<p><b>Type</b> phone</p>

Field Name	Details
	<p><b>Properties</b> Filter, Group, Nillable, Sort</p> <p><b>Description</b> The phone number for the account.</p>
PostalCode	<p><b>Type</b> string</p> <p><b>Properties</b> Filter, Group, Nillable, Sort</p> <p><b>Description</b> Details for the billing address of the account.</p>
Sic	<p><b>Type</b> string</p> <p><b>Properties</b> Filter, Group, Nillable, Sort</p> <p><b>Description</b> Standard Industrial Classification code of the company's main business categorization, for example, 57340 for Electronics.</p>
SicDescription	<p><b>Type</b> string</p> <p><b>Properties</b> Filter, Group, Nillable, Sort</p> <p><b>Description</b> A brief description of an organization's line of business, based on its SIC code.</p>
State	<p><b>Type</b> string</p> <p><b>Properties</b> Filter, Group, Nillable, Sort</p> <p><b>Description</b> Details for the billing address of the account.</p>
Street	<p><b>Type</b> textarea</p> <p><b>Properties</b> Filter, Group, Nillable, Sort</p> <p><b>Description</b> Details for the billing address of the account.</p>

Field Name	Details
TickerSymbol	<p><b>Type</b> string</p> <p><b>Properties</b> Filter, Group, Nillable, Sort</p> <p><b>Description</b> The stock market symbol for the account.</p>
Tradestyle	<p><b>Type</b> string</p> <p><b>Properties</b> Filter, Group, Nillable, Sort</p> <p><b>Description</b> A name, different from its legal name, that an organization can use for conducting business. Similar to "Doing business as" (DBA).</p>
Website	<p><b>Type</b> url</p> <p><b>Properties</b> Filter, Group, Nillable, Sort</p> <p><b>Description</b> The website of the account.</p>
YearStarted	<p><b>Type</b> string</p> <p><b>Properties</b> Filter, Group, Nillable, Sort</p> <p><b>Description</b> The year the company was established or the year when current ownership or management assumed control of the company.</p>

## Usage

Administrators can modify a limited set of AccountCleanInfo fields from the Account Clean Info page.

Developers can create triggers that read the Account Clean Info fields to help automate the cleaning or related processing of account records. For example, you might create a trigger that reads the `Clean Status` field on the Account object. If an account record's `Clean Status` field value is `Different` but the record has no `Billing Street` value, the trigger could update the record's status to `Not Compared`.

Create triggers that read AccountCleanInfo fields to help automate the cleaning or related processing of account records. For example:



- Keep account records' status `InSync` if the only difference from matched records is the Phone format (for example, `(415) 353-8000` on the account record versus `415 353 8000` on the matched Data.com record).

```
trigger AccountPhoneTrigger on Account (before update) {

    for (Account account: Trigger.new) {
        Account oldAccount = Trigger.oldMap.get(account.ID);
        if (account.CleanStatus == 'Different') {
            List <AccountCleanInfo> cleanInfo = [Select Id, IsDifferentPhone,
            IsReviewedPhone, Phone from AccountCleanInfo where AccountId = :account.Id];
            if (cleanInfo.size() > 0 && cleanInfo[0].IsDifferentPhone &&
            cleanInfo[0].Phone.StartsWith('+')) {
                // if Data.com phone number is marked Different but starts with '+',
            ignore this
                // and set the status to "Reviewed"
                AccountCleanInfo cleanInfoToUpdate = new AccountCleanInfo();
                cleanInfoToUpdate.Id = cleanInfo[0].Id;
                cleanInfoToUpdate.IsReviewedPhone = true;
                update cleanInfoToUpdate;
                account.CleanStatus = 'Reviewed';
            }
        }
    }
}
```

- Create a customized set of `Industry` field values for accounts. Use triggers to map values from fields on imported or cleaned records onto a standard set of values.
- Read the `CleanStatus` field value on the Account object. If that value is `Different`, but a Salesforce record has no street address value, update the record's status to `Not Compared`.

## AccountContactRole

---

Represents the role that a Contact plays on an Account.

### Supported Calls

`create()`, `delete()`, `describeSObjects()`, `getDeleted()`, `getUpdated()`, `query()`, `retrieve()`, `update()`, `upsert()`

### Special Access Rules

Customer Portal users can't access this object.

### Fields

Field	Details
<code>AccountId</code>	<b>Type</b> reference

Field	Details
	<p><b>Properties</b> Create, Filter, Group, Sort</p> <p><b>Description</b> Required. ID of the Account.</p>
ContactId	<p><b>Type</b> reference</p> <p><b>Properties</b> Create, Filter, Group, Sort, Update</p> <p><b>Description</b> Required. ID of the Contact associated with this account.</p>
IsDeleted	<p><b>Type</b> boolean</p> <p><b>Properties</b> Defaulted on create, Filter</p> <p><b>Description</b> Indicates whether the object has been moved to the Recycle Bin (<code>true</code>) or not (<code>false</code>). Label is <b>Deleted</b>.</p>
IsPrimary	<p><b>Type</b> boolean</p> <p><b>Properties</b> Create, Defaulted on create, Filter, Group, Sort, Update</p> <p><b>Description</b> Specifies whether the Contact plays the primary role on the Account (<code>true</code>) or not (<code>false</code>). Note that each account has only one primary contact role. Label is <b>Primary</b>. Default value is <code>false</code>.</p>
Role	<p><b>Type</b> picklist</p> <p><b>Properties</b> Create, Filter, Group, Nillable, Sort, Update</p> <p><b>Description</b> Name of the role played by the Contact on this Account, such as Decision Maker, Approver, Buyer, and so on. Must be unique—there can't be multiple records in which the <code>AccountId</code>, <code>ContactId</code>, and <code>Role</code> values are identical. Different contacts can play the same role on the same account. A contact can play different roles on the same account.</p>

## Usage

Use this object to define the role that a Contact plays on a given Account within the context of a specific Opportunity.

SEE ALSO:

[Account](#)

[Contact](#)

## AccountInsight

---

Represents an individual insight (a key business development) related to an account record.

## Supported Calls

`describeLayout()`, `describeSObjects()`, `getDeleted()`, `getUpdated()`, `query()`, `retrieve()`

## Special Access Rules

To see an insight related to a specific account, users need a Sales Cloud Einstein license and access to the account record. As of the Spring '20 release, Pardot and High Velocity Sales users no longer have access to this object.

## Fields

Field Name	Details
<code>AccountId</code>	<p><b>Type</b> reference</p> <p><b>Properties</b> Filter, Group, Sort</p> <p><b>Description</b> ID of the related account record.</p>
<code>ActualHeardWithinDays</code>	<p><b>Type</b> int</p> <p><b>Properties</b> Filter, Group, Nillable, Sort</p> <p><b>Description</b> Reserved for future use.</p>
<code>CompetitorName</code>	<p><b>Type</b> string</p> <p><b>Properties</b> Filter, Group, Nillable, Sort</p>

Field Name	Details
	<p><b>Description</b> This field has been deprecated as of API version 45.0.</p>
ContactName	<p><b>Type</b> string</p> <p><b>Properties</b> Filter, Group, Nillable, Sort</p> <p><b>Description</b> This field is not in use as of API version 46.0.</p>
ContactTitle	<p><b>Type</b> string</p> <p><b>Properties</b> Filter, Group, Nillable, Sort</p> <p><b>Description</b> This field is not in use as of API version 46.0.</p>
CurrencyIsoCode	<p><b>Type</b> picklist</p> <p><b>Properties</b> Defaulted on create, Filter, Group, Restricted picklist, Sort</p> <p><b>Description</b> Available only for orgs with the multicurrency feature enabled. Contains the ISO code for any currency allowed by the organization.</p>
Division	<p><b>Type</b> picklist</p> <p><b>Properties</b> Defaulted on create, Filter, Group, Restricted picklist, Sort</p> <p><b>Description</b> The division of the related record.</p>
ExpectedHeardWithinDays	<p><b>Type</b> int</p> <p><b>Properties</b> Filter, Group, Nillable, Sort</p> <p><b>Description</b> Reserved for future use.</p>
LastHeard	<p><b>Type</b> dateTime</p>

Field Name	Details
	<p><b>Properties</b> Filter, Nillable, Sort</p> <p><b>Description</b> Reserved for future use.</p>
LastReferencedDate	<p><b>Type</b> dateTime</p> <p><b>Properties</b> Filter, Nillable, Sort</p> <p><b>Description</b> The timestamp for when the current user last viewed a record related to this record.</p>
LastViewedDate	<p><b>Type</b> dateTime</p> <p><b>Properties</b> Filter, Nillable, Sort</p> <p><b>Description</b> The timestamp for when the current user last viewed this record. If this value is null, this record might only have been referenced (<code>LastReferencedDate</code>) and not viewed.</p>
NumberOfNewsArticles	<p><b>Type</b> int</p> <p><b>Properties</b> Filter, Group, Nillable, Sort</p> <p><b>Description</b> The number of news articles related to insights of type <code>M&amp;A activity detected, Company is expanding, and Leadership changes</code>.</p>
Rationale	<p><b>Type</b> string</p> <p><b>Properties</b> Filter, Group, Nillable</p> <p><b>Description</b> The explanation for an insight, providing more background information and details that are specific to the org.</p>
Title	<p><b>Type</b> string</p> <p><b>Properties</b> Filter, Group, Nillable</p>


Field Name	Details
	<p><b>Description</b> The title of the insight.</p>
TrendType	<p><b>Type</b> picklist</p> <p><b>Properties</b> Filter, Group, Restricted picklist, Sort</p> <p><b>Description</b> The trend type of the insight. Possible values include:</p> <ul style="list-style-type: none"> <li>• Negative</li> <li>• Positive</li> <li>• Informational</li> </ul>
Type	<p><b>Type</b> picklist</p> <p><b>Properties</b> Filter, Group, Restricted picklist, Sort</p> <p><b>Description</b> The type of insight. Possible values include:</p> <ul style="list-style-type: none"> <li>• M&amp;A activity detected</li> <li>• Company is expanding</li> <li>• Leadership changes</li> </ul>

## Usage

This object is read-only and isn't supported with workflows, triggers, or process builder.

## AssistantText (Beta)


AssistantText is for internal use only.

 **Note:** As a beta feature, Einstein Voice Assistant is a preview and isn't part of the "Services" under your master subscription agreement with Salesforce. Use this feature at your sole discretion, and make your purchase decisions only on the basis of generally available products and features. Salesforce doesn't guarantee general availability of this feature within any particular time frame or at all, and we can discontinue it at any time. This feature is for evaluation purposes only, not for production use. It's offered as is, and Salesforce has no liability for any harm or damage arising out of or in connection with it. All restrictions, Salesforce reservation of rights, obligations concerning the Services, and terms for related Non-Salesforce Applications and Content apply equally to your use of this feature. For information on enabling this feature in your org, contact your Account Executive. To provide feedback on Einstein Voice Assistant, contact Salesforce Customer Support.

## AssistantResolvedContextItem (Beta)

---


AssistantResolvedContextItem is for internal use only.

-  **Note:** As a beta feature, Einstein Voice Assistant is a preview and isn't part of the "Services" under your master subscription agreement with Salesforce. Use this feature at your sole discretion, and make your purchase decisions only on the basis of generally available products and features. Salesforce doesn't guarantee general availability of this feature within any particular time frame or at all, and we can discontinue it at any time. This feature is for evaluation purposes only, not for production use. It's offered as is, and Salesforce has no liability for any harm or damage arising out of or in connection with it. All restrictions, Salesforce reservation of rights, obligations concerning the Services, and terms for related Non-Salesforce Applications and Content apply equally to your use of this feature. For information on enabling this feature in your org, contact your Account Executive. To provide feedback on Einstein Voice Assistant, contact Salesforce Customer Support.

## AssistantTextRange (Beta)

---


AssistantTextRange is for internal use only.

-  **Note:** As a beta feature, Einstein Voice Assistant is a preview and isn't part of the "Services" under your master subscription agreement with Salesforce. Use this feature at your sole discretion, and make your purchase decisions only on the basis of generally available products and features. Salesforce doesn't guarantee general availability of this feature within any particular time frame or at all, and we can discontinue it at any time. This feature is for evaluation purposes only, not for production use. It's offered as is, and Salesforce has no liability for any harm or damage arising out of or in connection with it. All restrictions, Salesforce reservation of rights, obligations concerning the Services, and terms for related Non-Salesforce Applications and Content apply equally to your use of this feature. For information on enabling this feature in your org, contact your Account Executive. To provide feedback on Einstein Voice Assistant, contact Salesforce Customer Support.

## AccountOwnerSharingRule

---

Represents the rules for sharing an account with a User other than the owner.

-  **Note:** To programmatically update owner sharing rules, we recommend that you use Metadata API. Contact Salesforce customer support to enable access to this object for your org.


## Supported Calls

`create()`, `delete()`, `describeSObjects()`, `getDeleted()`, `getUpdated()`, `query()`, `retrieve()`, `update()`, `upsert()`


## Special Access Rules

Customer Portal users can't access this object.

## Fields

Field	Details
AccountAccessLevel	<p><b>Type</b> picklist</p> <p><b>Properties</b> Create, Filter, Group, Restricted picklist, Update</p> <p><b>Description</b> A value that represents the type of sharing being allowed. The possible values are:</p> <ul style="list-style-type: none"> <li>• Read</li> <li>• Edit</li> <li>• All (This value isn't valid for creating or updating.)</li> </ul>
CaseAccessLevel	<p><b>Type</b> picklist</p> <p><b>Properties</b> Create, Filter, Group, Restricted picklist, Sort, Update</p> <p><b>Description</b> A value that represents the type of access granted to the target Group for all child cases. The possible values are:</p> <ul style="list-style-type: none"> <li>• None</li> <li>• Read</li> <li>• Edit</li> </ul>
ContactAccessLevel	<p><b>Type</b> picklist</p> <p><b>Properties</b> Filter, Group, Restricted picklist, Sort</p> <p><b>Description</b> A value that represents the type of access granted to the target Group, UserRole, or User for any associated contacts. The possible values are:</p> <ul style="list-style-type: none"> <li>• None</li> <li>• Read</li> <li>• Edit</li> </ul> <p> <b>Note:</b> When DefaultContactAccess is set to Controlled by Parent, you can't create or update this field.</p>
Description	<p><b>Type</b> textarea</p> <p><b>Properties</b> Create, Filter, Nillable, Sort, Update</p>




Field	Details
	<p><b>Description</b></p> <p>A description of the sharing rule. Maximum size is 1000 characters. This field is available in API version 29.0 and later.</p>
DeveloperName	<p><b>Type</b></p> <p>string</p> <p><b>Properties</b></p> <p>Create, Defaulted on create, Filter, Group, Sort, Update</p> <p><b>Description</b></p> <p>The unique name of the object in the API. This name can contain only underscores and alphanumeric characters, and must be unique in your org. It must begin with a letter, not include spaces, not end with an underscore, and not contain two consecutive underscores. In managed packages, this field prevents naming conflicts on package installations. With this field, a developer can change the object's name in a managed package and the changes are reflected in a subscriber's organization. Corresponds to <b>Rule Name</b> in the user interface. This field is available in API version 24.0 and later.</p> <p> <b>Note:</b> When creating large sets of data, always specify a unique DeveloperName for each record. If no DeveloperName is specified, performance may slow while Salesforce generates one for each record.</p>
GroupId	<p><b>Type</b></p> <p>reference</p> <p><b>Properties</b></p> <p>Create, Filter, Group, Sort</p> <p><b>Description</b></p> <p>The ID representing the source group. An Account owned by a User in the source Group triggers the rule to give access.</p>
OpportunityAccessLevel	<p><b>Type</b></p> <p>picklist</p> <p><b>Properties</b></p> <p>Create, Filter, Group, Restricted picklist, Sort, Update</p> <p><b>Description</b></p> <p>A value that represents the type of access granted to the target Group for any associated Opportunity. The possible values are:</p> <ul style="list-style-type: none"> <li>• None</li> <li>• Read</li> <li>• Edit</li> </ul>
Name	<p><b>Type</b></p> <p>string</p>

Field	Details
	<p><b>Properties</b> Create, Filter, Group, Sort, Update</p> <p><b>Description</b> Label of the sharing rule as it appears in the user interface. Limited to 80 characters. Corresponds to <b>Label</b> on the user interface.</p>
UserOrGroupId	<p><b>Type</b> reference</p> <p><b>Properties</b> Create, Filter, Group, Sort</p> <p><b>Description</b> The ID representing the User or Group being granted access.</p>

## Usage

Use this object to manage the sharing rules for accounts. General sharing and territory management-related sharing use this object. For example, the following code creates an account owner sharing rule between two public groups, which can also contain portal users.

```
AccountOwnerSharingRule rule = new AccountOwnerSharingRule();
rule.setName("RuleName"); // Set the sharing rule name
rule.setDeveloperName("RuleDeveloperName"); // Set the sharing rule developer name
rule.setGroupId("00Gx0000000000"); // Set the group of users to share records from
rule.setUserOrGroupId("00Gx00000000001"); // Set the group of users to share records to
rule.setAccountAccessLevel("Edit");
rule.setOpportunityAccessLevel("Read");
rule.setCaseAccessLevel("None");
connection.create(rule);
```

 **Note:** The original territory management feature is scheduled for retirement for all customers as of Summer '21. After the feature is retired, users can't access the original territory management feature and its underlying data. We encourage you to migrate to Enterprise Territory Management. We also strongly recommend that you keep a comprehensive backup of your territory data while you're still using the original territory management feature. For more information, see [The Original Territory Management Module Will Be Retired in the Summer '21 Release](#). The information in this topic applies to the original territory management feature only, and not to Enterprise Territory Management.

SEE ALSO:


[Account](#)

[AccountShare](#)

[Metadata API Developer Guide: SharingRules](#)

## AccountPartner

This object represents a partner relationship between two Account records. An AccountPartner record is created automatically when a Partner record is created for a partner relationship between two accounts.

 **Note:** This object is completely distinct from and independent of Account records that have been enabled for the partner portal.

## Supported Calls

`create()`, `delete()`, `describeLayout()` `describeSObjects()`, `query()`, `retrieve()`

## Special Access Rules

Customer Portal users can't access this object.

## Fields

Field	Details
<code>AccountFromId</code>	<p><b>Type</b> reference</p> <p><b>Properties</b> Create, Filter, Group, Sort</p> <p><b>Description</b> ID of the main Account in the partner relationship.</p>
<code>AccountToId</code>	<p><b>Type</b> reference</p> <p><b>Properties</b> Create, Filter, Group, Sort</p> <p><b>Description</b> ID of the partner Account in the partner relationship.</p>
<code>IsPrimary</code>	<p><b>Type</b> boolean</p> <p><b>Properties</b> Create, Defaulted on create, Filter, Group, Sort</p> <p><b>Description</b> Indicates whether the AccountPartner is the main account's primary partner (<code>true</code>) or not (<code>false</code>).</p>
<code>OpportunityId</code>	<p><b>Type</b> reference</p> <p><b>Properties</b> Create, Filter, Group, Nillable, Sort</p> <p><b>Description</b> ID of the opportunity in a partner relationship.</p>

Field	Details
ReversePartnerId	<p><b>Type</b> reference</p> <p><b>Properties</b> Filter, Group, Nillable, Sort</p> <p><b>Description</b> ID of the account in a partner relationship.</p>
Role	<p><b>Type</b> picklist</p> <p><b>Properties</b> Create, Filter, Group, Nillable, Sort</p> <p><b>Description</b> The UserRole that the partner Account has on the main Account. For example, Consultant or Distributor.</p>

## Creating an Account-Account Partner Relationship

When you create a partner relationship between two accounts (when you create a Partner record and specify the `AccountFromId`), the API automatically creates two AccountPartner records, one for the forward relationship and one for the reverse. For example, if you create a Partner relationship with "Acme, Inc." as the `AccountFromId` and "Acme Consulting" as the `AccountToId`, the API automatically creates two AccountPartner records:

- The forward relationship AccountPartner with "Acme, Inc." as the `AccountFromId` and "Acme Consulting" as the `AccountToId`.
- The reverse relationship AccountPartner with "Acme Consulting" as the `AccountFromId` and "Acme, Inc." as the `AccountToId`.
- The value of the `Role` field in the reverse relationship AccountPartner is set to the PartnerRole record `ReverseRole` value associated with the value of the `Role` field in the forward relationship AccountPartner.

This mapping allows the API to manage the records and their relationships efficiently.

SEE ALSO:

[Partner](#)

[OpportunityPartner](#)

## AccountRelationship

Represents a relationship of a given type between two accounts. This object is available in API version 45.0 and later.

### Supported Calls

`create()`, `delete()`, `describeLayout()`, `describeSObjects()`, `getDeleted()`, `getUpdated()`, `query()`, `retrieve()`, `update()`, `upsert()`

## Special Access Rules

In Community Settings, turn on the Enable Account Relationships org preference, which is off by default.

## Fields

Field	Details
AccountFromID	<p><b>Type</b> reference</p> <p><b>Properties</b> Create, Filter, Group, Sort,</p> <p><b>Description</b> ID of the account that will gain access to data from AccountTo.</p>
AccountToId	<p><b>Type</b> reference</p> <p><b>Properties</b> Create, Filter, Group, Sort</p> <p><b>Description</b> ID of the account sharing data with AccountFrom.</p>
LastReferencedDate	<p><b>Type</b> dateTime</p> <p><b>Properties</b> Filter, Nillable, Sort</p> <p><b>Description</b> The timestamp for when the current user last viewed a record related to this record.</p>
LastViewedDate	<p><b>Type</b> dateTime</p> <p><b>Properties</b> Filter, Nillable, Sort</p> <p><b>Description</b> The timestamp for when the current user last viewed this record. If this value is null, this record might only have been referenced (LastReferencedDate) and not viewed.</p>
Name	<p><b>Type</b> string</p> <p><b>Properties</b> Create, Filter, Group, idLookup, Sort, Update</p> <p><b>Description</b> The name of the account relationship.</p>

Field	Details
OwnerId	<p><b>Type</b> reference</p> <p><b>Properties</b> Create, Defaulted on create, Filter, Group, Sort, Update</p> <p><b>Description</b> ID of the user who created the account relationship.</p>
Type	<p><b>Type</b> picklist</p> <p><b>Properties</b> Create, Defaulted on create, Filter, Group, Restricted picklist, Sort</p> <p><b>Description</b> The relationship type. All account relationship sharing rules of that type will be applied to this account relationship.</p> <p>Standard values are:</p> <ul style="list-style-type: none"> <li>• System Integrator</li> <li>• Agency</li> <li>• Advertiser</li> <li>• Reseller</li> <li>• Distributor</li> <li>• Developer</li> <li>• Broker</li> <li>• Lender</li> <li>• Institution</li> <li>• Contractor</li> <li>• Dealer</li> <li>• Consultant</li> <li>• Client</li> <li>• Vendor</li> <li>• Agent</li> <li>• Retailer</li> <li>• SubContractor</li> <li>• Supplier</li> </ul> <p>Picklist items can be updated with your own values.</p>

## Associated Objects

This object has the following associated objects. Unless noted, they are available in the same API version as this object.

**AccountRelationshipFeed**

Feed tracking is available for the object.

**AccountRelationshipHistory**

History is available for tracked fields of the object.

**AccountRelationshipOwnerSharingRule**

Sharing rules are available for the object.

**AccountRelationshipShare**

Sharing is available for the object.

## AccountRelationshipShareRule

---

Represents the rule that determines which object records are shared, how they are shared, the account relationship type that shares the records, and the level of access granted to the records. This object is available in API version 45.0 and later.

## Supported Calls


`create()`, `delete()`, `describeLayout().describeSObjects()`, `query()`, `retrieve()`, `update().upsert()`

## Fields

Field	Details
<code>AccessLevel</code>	<p><b>Type</b> picklist</p> <p><b>Properties</b> Create, Filter, Group, Restricted picklist, Sort, Update</p> <p><b>Description</b> Type of access granted by the share rule. Valid values are:</p> <ul style="list-style-type: none"> <li>• <code>Read</code> (Read Only)</li> <li>• <code>Edit</code> (Read/Write)</li> </ul>
<code>AccountToCriteriaField</code>	<p><b>Type</b> picklist</p> <p><b>Properties</b> Create, Filter, Group, Restricted picklist, Sort, Update</p> <p><b>Description</b> Criteria that must be met for the data to be shared. Possible values are:</p> <ul style="list-style-type: none"> <li>• <code>Account.OwnerId</code></li> <li>• <code>Account.ParentId</code></li> <li>• <code>Campaign.OwnerId</code></li> <li>• <code>Case.AccountId</code></li> </ul>

Field	Details
	<ul style="list-style-type: none"> <li>• Case.OwnerId</li> <li>• Case.ResponsibleParty__c</li> <li>• Contact.AccountId</li> <li>• Contact.OwnerId</li> <li>• Lead.ConvertedAccountId</li> <li>• Lead.OwnerId</li> <li>• Lead.PartnerAccountId</li> <li>• Opportunity.AccountId</li> <li>• Opportunity.OwnerId</li> <li>• Opportunity.PartnerAccountId</li> <li>• Order.AccountId</li> <li>• Order.ActivatedById</li> <li>• Order.CompanyAuthorizedById</li> <li>• Order.OwnerId</li> <li>• PartnerFundAllocation.CreatedById</li> <li>• PartnerFundAllocation.ChannelPartnerId</li> <li>• PartnerFundAllocation.OwnerId</li> <li>• PartnerFundClaim.CreatedById</li> <li>• PartnerFundClaim.OwnerId</li> <li>• PartnerFundRequest.ChannelPartnerId</li> <li>• PartnerFundRequest.CreatedById</li> <li>• PartnerFundRequest.OwnerId</li> <li>• PartnerMarketingBudget.CreatedById</li> <li>• PartnerMarketingBudget.ChannelPartnerId</li> <li>• PartnerMarketingBudget.OwnerId</li> <li>• SyrupRecipe__c.OwnerId</li> </ul>
Description	<p><b>Type</b> textarea</p> <p><b>Properties</b> Create, Filter, Nillable, Sort, Update</p> <p><b>Description</b> A meaningful explanation of the sharing rule.</p>
DeveloperName	<p><b>Type</b> string</p> <p><b>Properties</b> Create, Filter, Group, Sort, Update</p>



Field	Details
	<p><b>Description</b></p> <p>The unique name of the record in the API. This name can contain only underscores and alphanumeric characters, and must be unique in your org. It must begin with a letter, not include spaces, not end with an underscore, and not contain two consecutive underscores. This field is automatically generated but you can supply your own value if you create the record using the API.</p> <p> <b>Note:</b> When creating large sets of data, always specify a unique <code>DeveloperName</code> for each record. If no <code>DeveloperName</code> is specified, performance may slow while Salesforce generates one for each record.</p>
EntityType	<p><b>Type</b></p> <p>picklist</p> <p><b>Properties</b></p> <p>Create, Filter, Group, Restricted picklist, Sort, Update</p> <p><b>Description</b></p> <p>The type of data shared by this rule. Values are:</p> <ul style="list-style-type: none"> <li>• Account</li> <li>• Campaign</li> <li>• Case</li> <li>• Contact</li> <li>• Lead</li> <li>• Opportunity</li> <li>• Order</li> <li>• PartnerFundAllocation</li> <li>• PartnerFundClaim</li> <li>• PartnerFundRequest</li> <li>• PartnerMarketingBudget</li> </ul>
Language	<p><b>Type</b></p> <p>picklist</p> <p><b>Properties</b></p> <p>Create, Defaulted on create. Filter, Group, Nillable, Restricted picklist, Sort, Update</p> <p><b>Description</b></p> <p>The language of the account relationship share rule.</p>
MasterLabel	<p><b>Type</b></p> <p>string</p> <p><b>Properties</b></p> <p>Create, Filter, Group, Sort, Update</p> <p><b>Description</b></p> <p>The label assigned to the sharing rule to identify it.</p>

Field	Details
NamespacePrefix	<p><b>Type</b> string</p> <p><b>Properties</b> Filter, Group, Nillable, Sort</p> <p><b>Description</b> The namespace prefix that is associated with this object. Each Developer Edition org that creates a managed package has a unique namespace prefix. Limit: 15 characters. You can refer to a component in a managed package by using the <b>namespacePrefix__componentName</b> notation.</p> <p>The namespace prefix can have one of the following values.</p> <ul style="list-style-type: none"> <li>In Developer Edition orgs, <code>NamespacePrefix</code> is set to the namespace prefix of the org for all objects that support it, unless an object is in an installed managed package. In that case, the object has the namespace prefix of the installed managed package. This field's value is the namespace prefix of the Developer Edition org of the package developer.</li> <li>In orgs that are not Developer Edition orgs, <code>NamespacePrefix</code> is set only for objects that are part of an installed managed package. All other objects have no namespace prefix.</li> </ul>
StaticFormulaCriteria	<p><b>Type</b> string</p> <p><b>Properties</b> Create, Filter, Nillable, Sort, Update</p> <p><b>Description</b> A way to further filter what data gets shared. This must be a deterministic formula and spanning is not allowed.</p>
Type	<p><b>Type</b> picklist</p> <p><b>Properties</b> Create, Defaulted on create, Filter, Group, Restricted picklist, Sort, Update</p> <p><b>Description</b> Must match the type of an account relationship for data to be shared according to the <code>AccountToCriteriaField</code> and the <code>StaticForumulaCriteria</code>.</p>

## AccountShare

---

Represents a sharing entry on an Account.

## Supported Calls

`create()`, `delete()`, `describeObjects()`, `query()`, `retrieve()`, `update()`, `upsert()`

## Special Access Rules

As of Summer '20 and later, only users with access to the Account object can access this object.

## Special Access Rules

Customer Portal users can't access this object.

## Fields

The properties available for some fields depend on the default organization-wide sharing settings. The properties listed are true for the default settings of such fields.

Field	Details
<code>AccountAccessLevel</code>	<p><b>Type</b> picklist</p> <p><b>Properties</b> Create, Defaulted on create, Filter, Group, Restricted picklist, Sort, Update</p> <p><b>Description</b> Level of access that the User or Group has to the Account. The possible values are:</p> <ul style="list-style-type: none"> <li>• Read</li> <li>• Edit</li> <li>• All (This value isn't valid for create or update calls.)</li> </ul> <p>This field must be set to an access level that is at least equal to the organization's default Account access level. In addition, either this field, the <code>OpportunityAccessLevel</code> field, or the <code>CaseAccessLevel</code> field must be set higher than the organization's default access level.</p>
<code>AccountId</code>	<p><b>Type</b> reference</p> <p><b>Properties</b> Create, Filter, Group, Sort</p> <p><b>Description</b> ID of the Account associated with this sharing entry. This field can't be updated.</p>
<code>CaseAccessLevel</code>	<p><b>Type</b> picklist</p> <p><b>Properties</b> Create, Defaulted on create, Filter, Group, Restricted picklist, Sort, Update</p>

Field	Details
	<p><b>Description</b></p> <p>Level of access that the User or Group has to cases associated with the account. The possible values are:</p> <ul style="list-style-type: none"> <li>• None</li> <li>• Read</li> <li>• Edit</li> </ul> <p>This field must be set to an access level that is at least equal to the organization's default <code>CaseAccessLevel</code>. This field can't be updated via the API if the <code>AccountAccessLevel</code> field is set to <code>All</code>. You can't update this field for the associated account owner via the API. You must update the account owner's <code>CaseAccessLevel</code> via the Salesforce user interface.</p>
<code>ContactAccessLevel</code>	<p><b>Type</b></p> <p>picklist</p> <p><b>Properties</b></p> <p>Filter, Group, Nillable, Restricted picklist, Sort</p> <p><b>Description</b></p> <p>Level of access that the User or Group has to contacts associated with the account. The possible values are:</p> <ul style="list-style-type: none"> <li>• None</li> <li>• Read</li> <li>• Edit</li> </ul> <p>This field must be set to an access level that is at least equal to the organization's default <code>ContactAccessLevel</code>. This field can't be updated via the API if the <code>ContactAccessLevel</code> field is set to "Controlled by Parent." You can't update this field for the associated account owner using the API. You must update the account owner's <code>ContactAccessLevel</code> via the Salesforce user interface.</p>
<code>OpportunityAccessLevel</code>	<p><b>Type</b></p> <p>picklist</p> <p><b>Properties</b></p> <p>Create, Defaulted on create, Filter, Group, Restricted picklist, Sort, Update</p> <p><b>Description</b></p> <p>Level of access that the User or Group has to opportunities associated with the Account. The possible values are:</p> <ul style="list-style-type: none"> <li>• None</li> <li>• Read</li> <li>• Edit</li> </ul> <p>This field must be set to an access level that is at least equal to the organization's default opportunity access level. This field can't be updated via the API if the <code>AccountAccessLevel</code> field is set to <code>All</code>. You can't use the API to update this field</p>

Field	Details
	for the associated Account owner. You must update the Account owner's opportunityAccessLevel via the Salesforce user interface.
RowCause	<p><b>Type</b> picklist</p> <p><b>Properties</b> Create, Filter, Group, Nillable, Restricted picklist, Sort</p> <p><b>Description</b> Reason that this sharing entry exists. You can only write to this field when its value is either omitted or set to <code>Manual</code> (default). You can create a value for this field in API versions 32.0 and later with the correct organization-wide sharing settings.</p> <p>Valid values include:</p> <ul style="list-style-type: none"> <li>• <code>Manual</code>—The User or Group has access because a User with “All” access manually shared the Account with the user or group.</li> <li>• <code>ImplicitParent</code>—The User or Group has access because they're the owner of or have sharing access to records related to the account, such as opportunities, cases, contacts, contracts, or orders.</li> <li>• <code>Owner</code>—The User is the owner of the Account</li> <li>• <code>Team</code>—The User or Group has team access (is an AccountTeamMember).</li> <li>• <code>Rule</code>—The User or Group has access via an Account sharing rule.</li> <li>• <code>Territory2AssociationManual</code>—With Enterprise Territory Management in API version 44.0 and earlier, the <code>TerritoryManual</code> reason code was written to <code>AccountShare</code> records when you manually assigned an account to a territory. In API version 45.0 and later, <code>Territory2AssociationManual</code> replaces all instances of <code>TerritoryManual</code>, and the <code>Territory2AssociationManual</code> reason code is written to <code>AccountShare</code> records when you manually assign an account to a territory.</li> </ul>
UserOrGroupId	<p><b>Type</b> reference</p> <p><b>Properties</b> Create, Filter, Group, Sort</p> <p><b>Description</b> ID of the User or Group that has been given access to the Account. This field can't be updated.</p>

## Usage

This object allows you to determine which users and groups can view or edit Account records owned by other users.

If you attempt to create an AccountShare record that matches an existing record, the request updates any modified fields and returns the existing record.

For example, the following code finds all accounts owned by a user and manually shares them to a portal user.

```
QueryResult result = conn.query("SELECT Id FROM Account WHERE OwnerId = '005D0000001LPFB'");
// Create a new AccountShare object
List<AccountShare> shares = new ArrayList<AccountShare>();
for (SObject rec : result.getRecords()) {
    AccountShare share = new AccountShare();
    share.setAccountId(rec.getId());
    //Set the portal user Id to share the accounts with
    share.setUserOrGroupId("003D000000QA8T1");
    share.setAccountAccessLevel("Edit");
    share.setOpportunityAccessLevel("Read");
    share.setCaseAccessLevel("Edit");
    shares.add(share);
}
conn.create(shares.toArray(new AccountShare[shares.size()]));
```

This code shares the accounts that the user owns at the time, but not those accounts that are owned later. For these types of shares, use an owner-based sharing rule, such as [AccountOwnerSharingRule](#).

If an account is shared in multiple ways with a user, you don't always see multiple sharing records. If a user has access to an account for one or more of the following RowCause values, the records in the AccountShare object are compressed into one record with the highest level of access.

- [ImplicitParent](#)
- [Manual](#)
- [Owner](#)

SEE ALSO:

[Account](#)

[CaseShare](#)

[LeadShare](#)

[OpportunityShare](#)

## AccountTag

---

Associates a word or short phrase with an Account.

### Supported Calls

`create()`, `delete()`, `describeSObjects()`, `query()`, `retrieve()`

### Fields

Field Name	Details
ItemId	Type reference

Field Name	Details
	<p><b>Properties</b> Create, Filter</p> <p><b>Description</b> ID of the tagged item.</p>
Name	<p><b>Type</b> string</p> <p><b>Properties</b> Create, Filter</p> <p><b>Description</b> Name of the tag. If this value does not already exist, a new TagDefinition is created and becomes the parent of this Tag object. Otherwise, a TagDefinition with the same name becomes the parent of this Tag object. Parent relationships are created automatically.</p>
TagDefinitionId	<p><b>Type</b> reference</p> <p><b>Properties</b> Filter</p> <p><b>Description</b> ID of the parent TagDefinition object that owns the tag.</p>
Type	<p><b>Type</b> picklist</p> <p><b>Properties</b> Create, Filter, Restricted picklist</p> <p><b>Description</b> Defines the visibility of a tag. Valid values:</p> <ul style="list-style-type: none"> <li>• <code>Public</code>—The tag can be viewed and manipulated by all users in an organization.</li> <li>• <code>Personal</code>—The tag can be viewed or manipulated only by a user with a matching <code>OwnerId</code>.</li> </ul>

## Usage

AccountTag stores the relationship between its parent TagDefinition and the Account being tagged. Tag objects act as metadata, allowing users to describe and organize their data.

When a tag is deleted, its parent TagDefinition will also be deleted if the name is not being used; otherwise, the parent remains. Deleting a TagDefinition sends it to the Recycle Bin, along with any associated tag entries.

# AccountTeamMember

---

Represents a User who is a member of an Account team.

See also `UserAccountTeamMember`, which represents a User who is on the default account team of another user.

## Supported Calls

`create()`, `delete()`, `describeLayout()`, `describeSObjects()`, `getDeleted()`, `getUpdated()`, `query()`, `retrieve()`, `update()`, `upsert()`

## Special Access Rules


- This object is available only for Enterprise, Unlimited, and Performance Edition users who have enabled the account team functionality.
- Customer Portal users can't access this object.

## Fields

Field Name	Details
<code>AccountAccessLevel</code>	<p><b>Type</b> picklist</p> <p><b>Properties</b> Create, Filter, Group, Nillable, Sort, Update</p> <p><b>Description</b> Level of access that the User has to the Account. The possible values are:</p> <ul style="list-style-type: none"> <li>• Read</li> <li>• Edit</li> <li>• All</li> </ul> <p>This field must be set to an access level that is at least equal to the organization's default Account access level. In addition, the users's <code>AccountAccessLevel</code>, <code>ContactAccessLevel</code>, <code>OpportunityAccessLevel</code>, or <code>CaseAccessLevel</code> field must be set higher than the organization's default access level.</p>
<code>AccountId</code>	<p><b>Type</b> reference</p> <p><b>Properties</b> Create, Filter, Group, Sort</p> <p><b>Description</b> Required. ID of the Account to which this user is a team member. Must be a valid account ID.</p>
<code>CaseAccessLevel</code>	<p><b>Type</b> picklist</p>



Field Name	Details
	<p><b>Properties</b> Create, Filter, Group, Nillable, Sort, Update</p> <p><b>Description</b> Level of access that the User has to cases associated with the account. The possible values are:</p> <ul style="list-style-type: none"> <li>• None</li> <li>• Read</li> <li>• Edit</li> </ul> <p>This field must be set to an access level that is at least equal to the organization's default case access level. In addition, the users's <code>AccountAccessLevel</code>, <code>ContactAccessLevel</code>, <code>OpportunityAccessLevel</code>, or <code>CaseAccessLevel</code> field must be set higher than the organization's default access level. This field is available in API version 37.0 and later.</p>
<code>ContactAccessLevel</code>	<p><b>Type</b> picklist</p> <p><b>Properties</b> Create, Filter, Group, Nillable, Sort, Update</p> <p><b>Description</b> Level of access that the User has to contacts associated with the account. The possible values are:</p> <ul style="list-style-type: none"> <li>• None</li> <li>• Read</li> <li>• Edit</li> </ul> <p>This field must be set to an access level that is at least equal to the organization's default contact access level. In addition, the users's <code>AccountAccessLevel</code>, <code>ContactAccessLevel</code>, <code>OpportunityAccessLevel</code>, or <code>CaseAccessLevel</code> field must be set higher than the organization's default access level. This field is available in API version 37.0 and later.</p>
<code>CurrencyIsoCode</code>	<p><b>Type</b> picklist</p> <p><b>Properties</b> Filter, Restricted picklist</p> <p><b>Description</b> Available only for orgs with the multicurrency feature enabled. Contains the ISO code for any currency allowed by the org.</p>
<code>IsDeleted</code>	<p><b>Type</b> boolean</p> <p><b>Properties</b> Defaulted on create, Filter</p>

Field Name	Details
	<p><b>Description</b></p> <p>Indicates whether the object has been moved to the Recycle Bin (<code>true</code>) or not (<code>false</code>). Label is <b>Deleted</b>.</p> <p> <b>Note:</b> An AccountTeamMember record that is deleted is not moved to the Recycle Bin. A deleted AccountTeamMember record can't be undeleted unless the record was cascade-deleted when deleting a related Account. For directly deleted AccountTeamMember records, don't use the <code>isDeleted</code> field to detect deleted records in SOQL queries or <code>queryAll()</code> calls. Instead, use <code>getDeleted()</code>.</p>
OpportunityAccessLevel	<p><b>Type</b></p> <p>picklist</p> <p><b>Properties</b></p> <p>Create, Filter, Group, Nillable, Sort, Update</p> <p><b>Description</b></p> <p>Level of access that the User has to opportunities associated with the account. The possible values are:</p> <ul style="list-style-type: none"> <li>• None</li> <li>• Read</li> <li>• Edit</li> </ul> <p>This field must be set to an access level that is at least equal to the organization's default opportunity access level. In addition, the user's <code>AccountAccessLevel</code>, <code>ContactAccessLevel</code>, <code>OpportunityAccessLevel</code>, or <code>CaseAccessLevel</code> field must be set higher than the organization's default access level. This field is available in API version 37.0 and later.</p>
PhotoURL	<p><b>Type</b></p> <p>URL</p> <p><b>Properties</b></p> <p>Filter, Nillable, Sort, Group</p> <p><b>Description</b></p> <p>Read only. Retrieves the user's Chatter photo URL. This field is available in API version 37.0 and later.</p>
TeamMemberRole	<p><b>Type</b></p> <p>picklist</p> <p><b>Properties</b></p> <p>Create, Filter, Nillable, Update</p> <p><b>Description</b></p> <p>Role associated with this team member. One of the valid team member roles defined for your organization. Label is <b>Team Role</b>.</p>

Field Name	Details
Title	<p><b>Type</b> string</p> <p><b>Properties</b> Filter, Nillable, Sort, Group</p> <p><b>Description</b> Read only. Retrieves the user's title. This field is available in API version 37.0 and later.</p>
UserId	<p><b>Type</b> reference</p> <p><b>Properties</b> Create, Filter</p> <p><b>Description</b> Required. ID of the User who is a member of this account team. Must be a valid User ID.</p>

## Usage


Use this object to manage the team members of a particular Account and to specify team member roles for those users on that account. Behavior differs when an account owner adds a team member whose access is based on group sharing. If the account owner is changed, the team member with group-based access is removed from the team, even if the **Keep account team** option is selected.

SEE ALSO:

[Account](#)

## AccountTerritoryAssignmentRule

An account assignment rule that assigns accounts to territories based on account fields. Only available if territory management has been enabled for your organization.

 **Note:** The original territory management feature is scheduled for retirement for all customers as of Summer '21. After the feature is retired, users can't access the original territory management feature and its underlying data. We encourage you to migrate to Enterprise Territory Management. We also strongly recommend that you keep a comprehensive backup of your territory data while you're still using the original territory management feature. For more information, see [The Original Territory Management Module Will Be Retired in the Summer '21 Release](#). The information in this topic applies to the original territory management feature only, and not to Enterprise Territory Management.

## Supported Calls

`create()`, `delete()`, `describeSObjects()`, `getDeleted()`, `getUpdated()`, `query()`, `retrieve()`, `update()`, `upsert()`

## Special Access Rules

As of Spring '20 and later, only users with the View Setup and Configuration permission can access this object, and only users with the Manage Territories permission can edit this object.

## Fields

Field	Details
BooleanFilter	<p><b>Type</b> string</p> <p><b>Properties</b> Create, Filter, Nillable, Update</p> <p><b>Description</b> Advanced filter conditions that were specified for the rule in the online application. For example, "(1 AND 2) OR 3."</p>
IsActive	<p><b>Type</b> boolean</p> <p><b>Properties</b> Create, Defaulted on create, Filter, Update</p> <p><b>Description</b> Indicates whether the rule is active (<code>true</code>) or inactive (<code>false</code>). Via the API, active rules run automatically when new accounts are created and existing accounts are edited. The exception is when the <code>IsExcludedFromRealign</code> field on an account is <code>true</code>, which prevents account assignment rules from evaluating that account.</p>
IsInherited	<p><b>Type</b> boolean</p> <p><b>Properties</b> Create, Defaulted on create, Filter, Update</p> <p><b>Description</b> Indicates whether the rule is an inherited rule (<code>true</code>) or a local rule (<code>false</code>). An inherited rule also acts upon territories below it in the territory hierarchy. A local rule is created at the immediate territory and only impacts the immediate territory.</p>
Name	<p><b>Type</b> string</p> <p><b>Properties</b> Create, Filter, Update</p> <p><b>Description</b> A name for the rule. Limit is 80 characters.</p>

Field	Details
TerritoryId	<p><b>Type</b> reference</p> <p><b>Properties</b> Create, Filter, Update</p> <p><b>Description</b> ID of the territory where accounts that satisfy this rule are assigned.</p>

## Usage

A territory will not have any accounts (with the exception of manually assigned accounts) unless at least one account assignment rule is active for the territory.

SEE ALSO:

[AccountTerritoryAssignmentRuleItem](#)

[Territory](#)

[UserTerritory](#)

## AccountTerritoryAssignmentRuleItem

A row of selection criteria for an AccountTerritoryAssignmentRule object. Only available if territory management has been enabled for your organization.



**Note:** The original territory management feature is scheduled for retirement for all customers as of Summer '21. After the feature is retired, users can't access the original territory management feature and its underlying data. We encourage you to migrate to Enterprise Territory Management. We also strongly recommend that you keep a comprehensive backup of your territory data while you're still using the original territory management feature. For more information, see [The Original Territory Management Module Will Be Retired in the Summer '21 Release](#). The information in this topic applies to the original territory management feature only, and not to Enterprise Territory Management.

AccountTerritoryAssignmentRuleItem can be created or deleted if the `BooleanFilter` field on its corresponding AccountTerritoryAssignmentRule object is a null value.

## Supported Calls

`create()`, `delete()`, `describeSObjects()`, `getDeleted()`, `getUpdated()`, `query()`, `retrieve()`, `update()`, `upsert()`

## Special Access Rules

As of Spring '20 and later, only users with the View Setup and Configuration permission can access this object, and only users with the Manage Territories permission can edit this object.

## Fields

Field	Details
Field	<p><b>Type</b> picklist</p> <p><b>Properties</b> Create, Filter, Group, Sort, Update</p> <p><b>Description</b> The standard or custom account field to use as a criteria.</p>
Operation	<p><b>Type</b> picklist</p> <p><b>Properties</b> Create, Filter, Group, Sort, Update</p> <p><b>Description</b> The criteria to apply, such as "equals" or "starts with."</p>
RuleID	<p><b>Type</b> reference</p> <p><b>Properties</b> Create, Filter, Update</p> <p><b>Description</b> ID of the associated AccountTerritoryAssignmentRule.</p>
SortOrder	<p><b>Type</b> int</p> <p><b>Properties</b> Create, Filter, Update</p> <p><b>Description</b> The order in which this row is evaluated compared to other AccountTerritoryAssignmentRuleItem objects for the given AccountTerritoryAssignmentRule.</p>
Value	<p><b>Type</b> string</p> <p><b>Properties</b> Create, Filter, Nillable, Update</p> <p><b>Description</b> The field value(s) to evaluate, such as 94105 if the Field is Billing Zip/Postal Code.</p>

## Usage

- Both standard and custom account fields can be used as criteria for account assignment rules.
- A territory will not have any accounts (with the exception of manually assigned accounts) unless at least one account assignment rule is active for the territory.

SEE ALSO:

[AccountTerritoryAssignmentRule](#)


[Territory](#)

[UserTerritory](#)

## AccountTerritorySharingRule

---

Represents the rules for sharing an Account within a Territory.

 **Note:** The original territory management feature is scheduled for retirement for all customers as of Summer '21. After the feature is retired, users can't access the original territory management feature and its underlying data. We encourage you to migrate to Enterprise Territory Management. We also strongly recommend that you keep a comprehensive backup of your territory data while you're still using the original territory management feature. For more information, see [The Original Territory Management Module Will Be Retired in the Summer '21 Release](#). The information in this topic applies to the original territory management feature only, and not to Enterprise Territory Management.

## Supported Calls


`create()`, `delete()`, `describeSObjects()`, `getDeleted()`, `getUpdated()`, `query()`, `retrieve()`, `update()`, `upsert()`

## Special Access Rules


Customer Portal users can't access this object.

## Fields

Field	Details
<code>AccountAccessLevel</code>	<p><b>Type</b> picklist</p> <p><b>Properties</b> Create, Filter, Group, Restricted picklist, Sort, Update</p> <p><b>Description</b> A value that represents the type of sharing being allowed. The possible values are:</p> <ul style="list-style-type: none"> <li>• Read</li> <li>• Edit</li> <li>• All</li> </ul>

Field	Details
CaseAccessLevel	<p><b>Type</b> picklist</p> <p><b>Properties</b> Create, Filter, Group, Restricted picklist, Sort, Update</p> <p><b>Description</b> A value that represents the type of access granted to the target group for all child cases of the account. The possible values are:</p> <ul style="list-style-type: none"> <li>• None</li> <li>• Read</li> <li>• Edit</li> </ul>
ContactAccessLevel	<p><b>Type</b> picklist</p> <p><b>Properties</b> Filter, Group, Restricted picklist, Sort</p> <p><b>Description</b> A value that represents the type of access granted to the target group for all related contacts on the account. The possible values are:</p> <ul style="list-style-type: none"> <li>• None</li> <li>• Read</li> <li>• Edit</li> </ul> <p> <b>Note:</b> This field is read only.</p>
Description	<p><b>Type</b> textarea</p> <p><b>Properties</b> Create, Filter, Nillable, Sort, Update</p> <p><b>Description</b> A description of the sharing rule. Maximum size is 1000 characters. This field is available in API version 29.0 and later.</p>
DeveloperName	<p><b>Type</b> string</p> <p><b>Properties</b> Create, Defaulted on create, Filter, Group, Sort, Update</p> <p><b>Description</b> The unique name of the object in the API. This name can contain only underscores and alphanumeric characters, and must be unique in your org. It must begin with a letter, not include spaces, not end with an underscore, and not contain two consecutive underscores. In managed packages, this field prevents naming conflicts on package installations. With</p>



Field	Details
	<p>this field, a developer can change the object's name in a managed package and the changes are reflected in a subscriber's organization. Corresponds to <b>Rule Name</b> in the user interface.</p> <p>This field is available in API version 24.0 and later.</p> <p> <b>Note:</b> When creating large sets of data, always specify a unique <code>DeveloperName</code> for each record. If no <code>DeveloperName</code> is specified, performance may slow while Salesforce generates one for each record.</p>
GroupId	<p><b>Type</b> reference</p> <p><b>Properties</b> Create, Filter, Group, Sort</p> <p><b>Description</b> The ID representing the source group. Accounts owned by users in the source territory trigger the rule to give access.</p>
Name	<p><b>Type</b> string</p> <p><b>Properties</b> Create, Filter, Group, Sort, Update</p> <p><b>Description</b> Label of the sharing rule as it appears in the user interface. Limited to 80 characters. Corresponds to <b>Label</b> on the user interface.</p>
OpportunityAccessLevel	<p><b>Type</b> picklist</p> <p><b>Properties</b> Create, Filter, Group, Restricted picklist, Sort, Update</p> <p><b>Description</b> A value that represents the type of access granted to the target group for all opportunities associated with the account. The possible values are:</p> <ul style="list-style-type: none"> <li>• None</li> <li>• Read</li> <li>• Edit</li> </ul>
UserOrGroupId	<p><b>Type</b> reference</p> <p><b>Properties</b> Create, Filter, Group, Sort</p> <p><b>Description</b> The ID representing the user or group being given access, or, if a territory ID, the users assigned to that territory.</p>

## Usage

Use this object to manage the sharing rules for a particular object. General sharing and Territory-related sharing use this object.

SEE ALSO:

[Account](#)

[AccountShare](#)

## AccountUserTerritory2View

---

Represents the view of the Users in Assigned Territories related list in Lightning Experience. Available in API version 42.0 and later.



**Note:** This information applies to Enterprise Territory Management and not to the original territory management feature.

## Supported Calls

`describeSObjects()`, `query()`, `retrieve()`

## Special Access Rules

As of Summer '20 and later, only standard and partner users can access this object.

## Fields

Field Name	Details
AccountId	<p><b>Type</b> reference</p> <p><b>Properties</b> Filter, Group, Nillable, Sort</p> <p><b>Description</b> Unique identifier for the account associated with the Users in Assigned Territories related list.</p>
RoleInTerritory2	<p><b>Type</b> picklist</p> <p><b>Properties</b> Filter, Group, Nillable, Sort</p> <p><b>Description</b> The role of each user in the Users in Assigned Territories related list.</p>
Territory2Id	<p><b>Type</b> reference</p>

Field Name	Details
	<p><b>Properties</b> Filter, Group, Nillable, Sort</p> <p><b>Description</b> Unique identifier for each territory in the Users in Assigned Territories related list.</p>
UserId	<p><b>Type</b> reference</p> <p><b>Properties</b> Filter, Group, Nillable, Sort</p> <p><b>Description</b> Unique identifier for each user in the Users in Assigned Territories related list.</p>

## Usage

Use this object to show the users who are assigned to the territories assigned to an account.

A filter criterion with one `Account.Id` is required when you execute a SOQL query on this object.

## ActionCadence

Represents the definition of a sales cadence. This object is available in API version 45.0 and later.

Use ActionCadence and its related objects to learn about a sales cadence, including:

- The current state of the sales cadence.
- The steps that the sales cadence contains.
- Which leads, contacts, or person accounts are assigned to the sales cadence.

The ActionCadence, ActionCadenceStep, ActionCadenceRule, and ActionCadenceRuleCondition objects define a sales cadence and the steps that it contains. ActionCadenceTracker and ActionCadenceStepTracker track a prospect's movement through an active sales cadence.

By learning when the sales cadence objects are created and deleted, you can make the most of the sales cadence API.

- An ActionCadence record is created when you use the High Velocity Sales app to create a sales cadence.
- An ActionCadenceStep record is created to represent a step. If the step is a branch step, then corresponding ActionCadenceRule and ActionCadenceRuleCondition records are also created.
- An ActionCadenceTracker record is created when you assign a prospect to a sales cadence.
- An ActionCadenceStepTracker record is created each time the prospect moves to a new step.


All of these sales cadence records exist until you use the High Velocity Sales app to delete a sales cadence. If many prospects have been assigned to the sales cadence, there can be many associated ActionCadenceTracker and ActionCadenceStepTracker records. In this case, deleting the sales cadence can take some time. While the sales cadence is being deleted, the ActionCadence record is in the Deleting state.

## Supported Calls

`delete()`, `describeLayout()`, `describeSObjects()`, `getDeleted()`, `getUpdated()`, `query()`, `retrieve()`, `search()`, `update()`,

## Fields

Field	Details
ActivatedDate	<p><b>Type</b> date</p> <p><b>Properties</b> Filter, Group, Nillable, Sort</p> <p><b>Description</b> The date that the user activated the sales cadence. ActionCadence objects are created in a draft state and must be manually activated before they are used.</p>
Description	<p><b>Type</b> textarea</p> <p><b>Properties</b> Nillable, Update</p> <p><b>Description</b> The description of this sales cadence.</p>
ErrorMessage	<p><b>Type</b> string</p> <p><b>Properties</b> Filter, Group, Nillable, Sort</p> <p><b>Description</b> If there was an error when activating the sales cadence, this field contains the error message.</p>
LastReferencedDate	<p><b>Type</b> dateTime</p> <p><b>Properties</b> Filter, Nillable, Sort</p> <p><b>Description</b> The date this object was last referenced.</p>
LastViewedDate	<p><b>Type</b> dateTime</p> <p><b>Properties</b> Filter, Nillable, Sort</p> <p><b>Description</b> The date this sales cadence was last viewed in the High Velocity Sales app.</p>

Field	Details
Name	<p><b>Type</b> string</p> <p><b>Properties</b> Filter, Group, idLookup, Sort, Update</p> <p><b>Description</b> The name of this sales cadence. Every sales cadence in an org must have a unique name.</p>
OwnerId	<p><b>Type</b> reference</p> <p><b>Properties</b> Filter, Group, Sort, Update</p> <p><b>Description</b> The ID of the owner of the sales cadence (typically the user who created it).</p> <p> <b>Note:</b> To change the owner of a sales cadence, the new owner must have read access to sales cadences enabled in their user profile.</p>
State	<p><b>Type</b> picklist</p> <p><b>Properties</b> Filter, Group, Nillable, Restricted picklist, Sort, Update</p> <p><b>Description</b> This entity's state. Possible values are:</p> <ul style="list-style-type: none"> <li>• <b>Active</b> The user finished modifying the sales cadence and has activated it. At this point, you can't make any more changes to the steps in the sales cadence.</li> <li>• <b>Deleting</b> All records associated with this sales cadence, including the ActionCadence record and all its related records, are being deleted. While in this state, the ActionCadence cannot be attached to a prospect.</li> <li>• <b>Draft</b> ActionCadence objects are in the draft state when they are created. In this state, the ActionCadence cannot be assigned to any prospect.</li> <li>• <b>Error</b> An error occurred while trying to activate the sales cadence.</li> </ul>

## Usage

Use ActionCadence to learn how many sales cadences are currently active:

```
select COUNT() from ActionCadence where State="Active"
```

Retrieve all ActionCadence records that have "West Coast" in their name:

```
SELECT ActionCadenceId FROM ActionCadence WHERE NAME LIKE '[West Coast Cadence]%'
```

Retrieve all ActionCadence records owned by a specific user:

```
SELECT ActionCadenceId FROM ActionCadence WHERE OwnerId = '<owner id>'
```

SEE ALSO:

[ActionCadenceRule](#)

[ActionCadenceRuleCondition](#)

[ActionCadenceStep](#)

[ActionCadenceStepTracker](#)

## ActionCadenceRule

---

Represents the logic that a branch step uses to make decisions in your sales cadence. Use ActionCadenceRule to learn about a branch step, including its logic and what the next step is. This object is available in API version 48.0 and later.

## Supported Calls

`describeSObjects()`, `getDeleted()`, `getUpdated()`, `query()`, `retrieve()`

## Fields

Field	Details
ActionCadenceStepId	<p><b>Type</b> reference</p> <p><b>Properties</b> Filter, Group, Sort</p> <p><b>Description</b> The ActionCadenceStep that this rule is associated with.</p>
ConditionLogic	<p><b>Type</b> string</p> <p><b>Properties</b> Filter, Group, Sort</p> <p><b>Description</b> The logical operator used to evaluate the rule conditions. Possible values are:</p>

Field	Details
	<ul style="list-style-type: none"> <li>• AND</li> </ul> <p>If this rule has several conditions, all of them must be <code>true</code> for this step to be <code>true</code>.</p>
GlobalEventType	<p><b>Type</b> string</p> <p><b>Properties</b> Filter, Group, Nillable, Sort</p> <p><b>Description</b> If the action cadence rule contains a global exit condition, this field contains the type of event that the rule represents.</p> <p>Possible values are:</p> <ul style="list-style-type: none"> <li>• EmailReply</li> <li>• EmailHardBounce</li> <li>• EmailSoftBounce</li> <li>• CallMeaningfulConnect</li> <li>• CallNotInterested</li> <li>• CallUnqualified</li> <li>• CallLeftVoicemail</li> <li>• CallCallBackLater</li> </ul> <p>This field is available in API version 49.0 and later.</p>
OutcomeNextStepName	<p><b>Type</b> string</p> <p><b>Properties</b> Filter, Group, Nillable, Sort</p> <p><b>Description</b> The next step in the sales cadence if this rule evaluates as <code>true</code>. If this rule evaluates as <code>false</code>, the next step is <code>ActionCadenceStep.BranchDefaultStepName</code>.</p>
ParentRuleName	<p><b>Type</b> string</p> <p><b>Properties</b> Filter, Group, Nillable, Sort</p> <p><b>Description</b> The value of the <code>RuleName</code> field of the previous rule in the sales cadence. Must contain a valid rule name value unless this rule is the root rule. <code>null</code> if this rule is a root rule.</p> <p>This field is available in API version 49.0 and later.</p>

Field	Details
RuleName	<p><b>Type</b> string</p> <p><b>Properties</b> Filter, Group, Sort</p> <p><b>Description</b> The name given to the rule. Every rule in a sales cadence must have a unique name.</p>
RuleType	<p><b>Type</b> picklist</p> <p><b>Properties</b> Filter, Group, Nillable, Restricted picklist, Sort</p> <p><b>Description</b> The type of step that this rule applies to. Possible values are:</p> <ul style="list-style-type: none"> <li>• <code>BranchStep</code> — The rule evaluates the condition of a branch step. A branch step is an <code>ActionCadenceStep</code> record with the field <code>type</code> equal to <code>Branch</code>.</li> <li>• <code>RootStep</code> — The rule evaluates a global exit condition.</li> </ul> <p>This field is available in API version 49.0 and later.</p>

## Usage

Use `ActionCadenceRule` to see all the rules associated with a branch step:

```
select RuleName from ActionCadenceRule where ActionCadenceStep.ActionCadence.Name = "High Priority CFO"
```

SEE ALSO:

[ActionCadence](#)

[ActionCadenceRuleCondition](#)

[ActionCadenceStep](#)

[ActionCadenceStepTracker](#)

## ActionCadenceRuleCondition

Represents the logic for a branch step. This object is available in API version 48.0 and later.

## Supported Calls

`describeSObjects()`, `getDeleted()`, `getUpdated()`, `query()`, `retrieve()`



## Fields

Field	Details
ActionCadenceRuleId	<p><b>Type</b> reference</p> <p><b>Properties</b> Create, Filter, Group, Sort</p> <p><b>Description</b> The ID of the ActionCadenceRule that this condition is associated with.</p>
Operator	<p><b>Type</b> picklist</p> <p><b>Properties</b> Create, Filter, Group, Nillable, Restricted picklist, Sort, Update</p> <p><b>Description</b> The conditional operator for this rule. Possible values are:</p> <ul style="list-style-type: none"> <li>• Equal</li> </ul>
Resource	<p><b>Type</b> string</p> <p><b>Properties</b> Create, Filter, Group, Nillable, Sort, Update</p> <p><b>Description</b> The field to evaluate. Possible values are:</p> <ul style="list-style-type: none"> <li>• CallDispositionCategory Use by branch steps.</li> <li>• EmailEngagement Used by ListenerBranch steps.</li> </ul>
RuleConditionName	<p><b>Type</b> string</p> <p><b>Properties</b> Create, Filter, Group, Sort, Update</p> <p><b>Description</b> The name of the rule condition. Every rule condition in a sales cadence must have a unique name.</p>
Value	<p><b>Type</b> string</p> <p><b>Properties</b> Create, Filter, Group, Nillable, Sort, Update</p>

Field	Details
	<p><b>Description</b></p> <p>The event that your sales cadence rule condition listens for to decide when the event is complete.</p> <p>Possible values for emails are:</p> <ul style="list-style-type: none"> <li>• EmailOpen</li> <li>• EmailLinkClick</li> </ul> <p>Possible values for calls are:</p> <ul style="list-style-type: none"> <li>• CallMeaningfulConnect</li> <li>• CallUnqualified</li> <li>• CallLeftVoicemail</li> <li>• CallNotInterested</li> <li>• CallCallBackLater</li> </ul>

## Usage

Use ActionCadenceRuleContion to see all the rule conditions associated with a branch step:

```
select RuleConditionName from ActionCadenceRuleCondition where ActionCadenceStepId= <ID of a branch step>
```


SEE ALSO:

- [ActionCadence](#)
- [ActionCadenceRule](#)
- [ActionCadenceStep](#)
- [ActionCadenceStepTracker](#)

## ActionCadenceStep

Represents a step in a sales cadence. Use ActionCadenceStep to learn which steps belong to a sales cadence, and how the steps are connected to each other. This object is available in API version 48.0 and later.

An ActionCadenceStep record is created to represent a step. If the step is a branch step, then corresponding ActionCadenceRule and ActionCadenceRuleCondition records are also created.

 **Note:** An ActionCadenceStep with IsOrphan equal to true can be part of a sales cadence but is never executed. To retrieve all of the steps that can be executed by the sales cadence, query for ActionCadenceStep records with IsOrphan equal to false. ActionCadenceStep records with IsOrphan equal to true will be deleted.

## Supported Calls


describeSObjects(), getDeleted(), getUpdated(), query(), retrieve()

## Fields

Field	Details
ActionCadenceId	<p><b>Type</b> reference</p> <p><b>Properties</b> Filter, Group, Sort</p> <p><b>Description</b> The ID of the ActionCadence that this step belongs to.</p>
AllCallsCallBackLater	<p><b>Type</b> int</p> <p><b>Properties</b> Filter, Group, Nillable, Sort</p> <p><b>Description</b> The total number of calls having the call outcome <b>Call Back Later</b>.</p>
AllCallsLeftVoicemail	<p><b>Type</b> int</p> <p><b>Properties</b> Filter, Group, Nillable, Sort</p> <p><b>Description</b> The total number of calls having the call outcome <b>Left Voicemail</b>.</p>
AllCallsMeaningfulConnect	<p><b>Type</b> int</p> <p><b>Properties</b> Filter, Group, Nillable, Sort</p> <p><b>Description</b> The total number of calls having the call outcome <b>Meaningful Connect</b>.</p>
AllCallsNotInterested	<p><b>Type</b> int</p> <p><b>Properties</b> Filter, Group, Nillable, Sort</p> <p><b>Description</b> The total number of calls having the call outcome <b>Not Interested</b>.</p>
AllCallsUncategorized	<p><b>Type</b> int</p> <p><b>Properties</b> Filter, Group, Nillable, Sort</p>

Field	Details
	<p><b>Description</b> The total number of calls where the call outcome is not categorized.</p>
AllCallsUnqualified	<p><b>Type</b> int</p> <p><b>Properties</b> Filter, Group, Nillable, Sort</p> <p><b>Description</b> The total number of calls having the call outcome <b>Unqualified</b>.</p>
AllEmailsBouncedCount	<p><b>Type</b> int</p> <p><b>Properties</b> Filter, Group, Nillable, Sort</p> <p><b>Description</b> The total number of emails that were not delivered successfully.</p>
AllEmailsDeliveredCount	<p><b>Type</b> int</p> <p><b>Properties</b> Filter, Group, Nillable, Sort</p> <p><b>Description</b> The total number of emails delivered.</p>
AllEmailsOpenedCount	<p><b>Type</b> int</p> <p><b>Properties</b> Filter, Group, Nillable, Sort</p> <p><b>Description</b> The total number of emails that were opened.</p>
AllEmailsSentCount	<p><b>Type</b> int</p> <p><b>Properties</b> Filter, Group, Nillable, Sort</p> <p><b>Description</b> The total number of sent emails.</p>
AllManuallyCompletedCount	<p><b>Type</b> int</p> <p><b>Properties</b> Filter, Group, Nillable, Sort</p>

Field	Details
	<p><b>Description</b> The total number of steps manually completed.</p>
AllOnTimeCompletedCount	<p><b>Type</b> int</p> <p><b>Properties</b> Filter, Group, Nillable, Sort</p> <p><b>Description</b> The total number of steps completed on time.</p>
AllOverdueCompletedCount	<p><b>Type</b> int</p> <p><b>Properties</b> Filter, Group, Nillable, Sort</p> <p><b>Description</b> The total number of overdue steps that were completed.</p>
AllSkippedCount	<p><b>Type</b> int</p> <p><b>Properties</b> Filter, Group, Nillable, Sort</p> <p><b>Description</b> The total number of steps skipped.</p>
AllTotalCallsCount	<p><b>Type</b> int</p> <p><b>Properties</b> Filter, Group, Nillable, Sort</p> <p><b>Description</b> The total number of all calls.</p>
BranchDefaultStepName	<p><b>Type</b> string</p> <p><b>Properties</b> Filter, Group, Nillable, Sort</p> <p><b>Description</b> The name of the default step.</p>
ChainedCadenceId	<p><b>Type</b> reference</p> <p><b>Properties</b> Filter, Group, Nillable, Sort</p>

Field	Details
	<p><b>Description</b></p> <p>The ID of the ActionCadence for the linked sales cadence. Available only if the step type is <code>DaisyChain</code> (meaning that another sales cadence is connected to this sales cadence).</p>
<code>IsImmediateWakeUp</code>	<p><b>Type</b></p> <p>boolean</p> <p><b>Properties</b></p> <p>Defaulted on create, Filter, Group, Sort</p> <p><b>Description</b></p>
<code>IsOrphan</code>	<p><b>Type</b></p> <p>boolean</p> <p><b>Properties</b></p> <p>Defaulted on create, Filter, Group, Sort</p> <p><b>Description</b></p> <p>If <code>true</code>, this step is not executed by the sales cadence and will be deleted. Steps with <code>IsOrphan</code> equal to <code>true</code> have <code>ParentStepName</code> equal to <code>null</code>.</p> <p> <b>Note:</b> To retrieve all of the active steps in a sales cadence, include <code>IsOrphan=false</code> in your query.</p> <p>The default value is false.</p> <p>This field is available in API version 49.0 and later.</p>
<code>IsThreaded</code>	<p><b>Type</b></p> <p>boolean</p> <p><b>Properties</b></p> <p>Defaulted on create, Filter, Group, Sort</p> <p><b>Description</b></p> <p>This field is valid for email steps. Email steps have <code>ActionCadence.StepType</code> equal to <code>SendAnEmail</code>. If <code>true</code>, the email for this email step is sent as a reply to the email conversation from the previous email step. By sending the email as a reply to a previous email, customers will see a "conversation" view of the emails. Only emails from the same sales cadence are grouped as conversations.</p> <p>This field cannot be true for the first email step in a sales cadence, because the first email from a sales cadence should start a new conversation with the prospect.</p> <p>The default value is false. This field is available in API version 49.0 and later.</p>
<code>ParentStepName</code>	<p><b>Type</b></p> <p>string</p> <p><b>Properties</b></p> <p>Filter, Group, Nillable, Sort</p>

Field	Details
	<p><b>Description</b></p> <p>The step name (<code>ActionCadenceStep.StepName</code>) of the previous step in the sales cadence. Must contain a valid step name value unless this step is the root step. <code>null</code> if this step is a parent step.</p>
RootStepId	<p><b>Type</b></p> <p>reference</p> <p><b>Properties</b></p> <p>Filter, Group, Nillable, Sort</p> <p><b>Description</b></p> <p>The ID of the root step for this sales cadence. Every sales cadence has exactly one root step (so that the Salesforce api can find all the steps for this cadence).</p>
StepComments	<p><b>Type</b></p> <p>textarea</p> <p><b>Properties</b></p> <p>Nillable</p> <p><b>Description</b></p> <p>A comment that provides additional information about this step.</p>
StepName	<p><b>Type</b></p> <p>string</p> <p><b>Properties</b></p> <p>Filter, Group, Nillable, Sort</p> <p><b>Description</b></p> <p>Unique identifier for this step. Generated by Salesforce.</p>
StepTitle	<p><b>Type</b></p> <p>string</p> <p><b>Properties</b></p> <p>Filter, Group, Nillable, Sort</p> <p><b>Description</b></p> <p>The title given to the step when it was created.</p>
TemplateId	<p><b>Type</b></p> <p>reference</p> <p><b>Properties</b></p> <p>Filter, Group, Nillable, Sort</p> <p><b>Description</b></p> <p>If a template was added to this step, this field contains the template's ID. For example, if this step is a call step it can contain a template for a call script. Or, if this step is an email step, it can contain a template for an email.</p>

Field	Details
Type	<p><b>Type</b> picklist</p> <p><b>Properties</b> Filter, Group, Restricted picklist, Sort</p> <p><b>Description</b> The type of step. Possible values are:</p> <ul style="list-style-type: none"> <li>• <code>AutoSendAnEmail</code> — Salesforce automatically sends the specified email.</li> <li>• <code>Branch</code> — A branch step in the sales cadence.</li> <li>• <code>CreateTask</code> — Used for custom steps.</li> <li>• <code>DaisyChain</code> — A daisy chain step. A daisy chain step connects this sales cadence to another sales cadence. It must be the last step in the path.</li> <li>• <code>ListenerBranch</code> — A branch step for emails.</li> <li>• <code>MakeACall</code> — The sales rep must call the prospect at this step.</li> <li>• <code>Root</code> — This step is the root step for the sales cadence.</li> <li>• <code>SendAnEmail</code> — The sales rep must send the prospect an email at this step.</li> <li>• <code>Wait</code> — A wait step tells the sales rep not to do anything at this point in the sales cadence.</li> </ul>
WaitTimeInSeconds	<p><b>Type</b> int</p> <p><b>Properties</b> Filter, Group, Nillable, Sort</p> <p><b>Description</b> Required if the step type is <code>wait</code>. The time in seconds for this step to wait.</p>

## Usage

Use `ActionCadenceStep` to see what steps your sales cadence has:

```
select StepTitle from ActionCadenceStep where ActionCadence.ID= <the id of an action cadence> and IsOrphan=false
```

SEE ALSO:

- [ActionCadence](#)
- [ActionCadenceRule](#)
- [ActionCadenceRuleCondition](#)
- [ActionCadenceStepTracker](#)



# ActionCadenceStepTracker

---

Represents a step in an active sales cadence. This object is available in API version 48.0 and later.

An ActionCadenceStepTracker record is created when a prospect moves to a new step in the sales cadence. Use ActionCadenceStepTracker to find information such as the step's current state, the reason it completed, and its type.

## Supported Calls

`describeSObjects()`, `getDeleted()`, `getUpdated()`, `query()`, `retrieve()`

## Fields

Field	Details
ActionCadenceId	<p><b>Type</b> reference</p> <p><b>Properties</b> Filter, Group, Nillable, Sort</p> <p><b>Description</b> The ID of the ActionCadence that is related to the ActionCadenceStep.</p>
ActionCadenceName	<p><b>Type</b> string</p> <p><b>Properties</b> Filter, Group, Nillable, Sort</p> <p><b>Description</b> The name of the related ActionCadence object.</p>
ActionCadenceStepId	<p><b>Type</b> reference</p> <p><b>Properties</b> Filter, Group, Nillable, Sort</p> <p><b>Description</b> ActionCadenceStepTracker is the runtime version of an ActionCadenceStep. This field contains the ID of the related ActionCadenceStep.</p>
ActionCadenceTrackerId	<p><b>Type</b> reference</p> <p><b>Properties</b> Filter, Group, Sort</p> <p><b>Description</b> The ID of the related ActionCadenceTracker.</p>

Field	Details
ActionTakenDateTime	<p><b>Type</b> dateTime</p> <p><b>Properties</b> Filter, Nillable, Sort</p> <p><b>Description</b> The date and time that the action described in this step was taken.</p>
CompletionDate	<p><b>Type</b> dateTime</p> <p><b>Properties</b> Filter, Nillable, Sort</p> <p><b>Description</b> The date this step completed. A step is completed either when the action is taken, or the step is skipped.</p>
CompletionReason	<p><b>Type</b> picklist</p> <p><b>Properties</b> Filter, Group, Nillable, Restricted picklist, Sort</p> <p><b>Description</b> The reason that this step completed: Possible values are:</p> <ul style="list-style-type: none"> <li>• <code>AutomaticallyCompleted</code> — the sales rep successfully completed this step and moved to the next one. Salesforce automatically marks this step as completed.</li> <li>• <code>AutomaticallyExited</code> — the step exited because a global exit condition occurred. This value is available in API version 49.0 and later.</li> <li>• <code>ManuallyCompleted</code> — the sales rep manually marked this step as completed.</li> <li>• <code>ManuallySkipped</code> — the sales rep skipped this step.</li> </ul>
DueDateTime	<p><b>Type</b> dateTime</p> <p><b>Properties</b> Filter, Nillable, Sort</p> <p><b>Description</b> Some steps have a due date to indicate when they must be completed. If this step has been assigned a due date, this field contains the date and time it is due.</p>
IsActionTaken	<p><b>Type</b> boolean</p> <p><b>Properties</b> Defaulted on create, Filter, Group, Sort</p>

Field	Details
	<p><b>Description</b></p> <p><code>true</code> if the sales rep completed an action during this step, such as making a phone call, otherwise <code>false</code>.</p>
SecondsOverdue	<p><b>Type</b></p> <p>int</p> <p><b>Properties</b></p> <p>Filter, Group, Nillable, Sort</p> <p><b>Description</b></p> <p>If this step has a due date that has passed, this field contains the number of seconds that has elapsed since the due date.</p>
State	<p><b>Type</b></p> <p>picklist</p> <p><b>Properties</b></p> <p>Filter, Group, Nillable, Restricted picklist, Sort</p> <p><b>Description</b></p> <p>The current state of this step. Possible values are:</p> <p>Possible values are:</p> <ul style="list-style-type: none"> <li>• <code>Active</code> — the current step that the sales rep is performing. There can only be one active step in a sales cadence.</li> <li>• <code>Cancelled</code> — the sales rep canceled the sales cadence. Salesforce does not run any steps in a canceled sales cadence.</li> <li>• <code>Completed</code> — this step is finished. Either the work in the step completed, or the step was skipped.</li> <li>• <code>Error</code> — an error occurred while executing this step.</li> <li>• <code>InProgress</code> — the sales rep has started the step, but it is not yet completed.</li> <li>• <code>Scheduled</code> — used for email steps. An email can be scheduled to be sent later.</li> <li>• <code>Queued</code> — used for automated email steps. The email step has started but the email is waiting in the queue to be sent.</li> </ul>
StepTitle	<p><b>Type</b></p> <p>string</p> <p><b>Properties</b></p> <p>Filter, Group, Nillable, Sort</p> <p><b>Description</b></p> <p>The <code>StepTitle</code> of the related step.</p>
StepType	<p><b>Type</b></p> <p>picklist</p>

Field	Details
	<p><b>Properties</b> Filter, Group, Nillable, Restricted picklist, Sort</p> <p><b>Description</b> The type of step to execute. Possible values are:</p> <ul style="list-style-type: none"> <li>• AutoSendAnEmail</li> <li>• Branch</li> <li>• CreateTask</li> <li>• DaisyChain</li> <li>• ListenerBranch</li> <li>• MakeACall</li> <li>• Root</li> <li>• SendAnEmail</li> <li>• Wait</li> </ul>
TargetId	<p><b>Type</b> reference</p> <p><b>Properties</b> Filter, Group, Nillable, Sort</p> <p><b>Description</b> The ID of the prospect that is assigned to this sales cadence.</p>

## Usage

List all the steps that this prospect has completed in a given sales cadence:

```
select StepTitle from ActionCadenceStepTracker where TargetID = <target ID> and
ActionCadenceId=<action cadence id> and StepType="Completed"
```

SEE ALSO:

- [ActionCadence](#)
- [ActionCadenceRule](#)
- [ActionCadenceStep](#)
- [ActionCadenceRuleCondition](#)

## ActionCadenceTracker

Represents an active sales cadence that has an assigned prospect. This object is available in API version 45.0 and later.

An ActionCadenceTracker record is created when you add a prospect to a sales cadence. Use ActionCadenceTracker to learn about a running sales cadence, including its state, current step, assigned prospect, and reason for completion.

## Supported Calls

`describeSObjects()`, `getDeleted()`, `getUpdated()`, `query()`, `retrieve()`

## Fields

Field	Details
ActionCadenceId	<p><b>Type</b> reference</p> <p><b>Properties</b> Filter, Group, Nillable, Sort</p> <p><b>Description</b> The ID of the related ActionCadence.</p>
CompletionReason	<p><b>Type</b> picklist</p> <p><b>Properties</b> Filter, Group, Nillable, Restricted picklist, Sort</p> <p><b>Description</b> The reason that the sales cadence completed. This field contains a value if the step's state is <code>Completed</code>. Possible values are:</p> <ul style="list-style-type: none"> <li>• <code>AutomaticallyExited</code> — the sales cadence completed because a global exit condition occurred. This value is available in API version 49.0 and later.</li> <li>• <code>DaisyChained</code> — the sales cadence completed because it is connected to another sales cadence.</li> <li>• <code>LeadConverted</code> — the sales cadence completed because the lead converted.</li> <li>• <code>ManuallyRemoved</code> — the step completed because the sales rep removed it.</li> <li>• <code>ManuallyRemovedNoAccess</code> — reserved for future use.</li> <li>• <code>NoMoreSteps</code> — the sales cadence completed because all of its steps completed.</li> </ul>
CurrentStepId	<p><b>Type</b> reference</p> <p><b>Properties</b> Filter, Group, Nillable, Sort</p> <p><b>Description</b> The ID of the current ActionCadenceStepTracker.</p>
ErrorMessage	<p><b>Type</b> string</p> <p><b>Properties</b> Filter, Group, Nillable, Sort</p>

Field	Details
	<p><b>Description</b></p> <p>If an error occurs while this step is being completed, this field contains the error message.</p>
ExitGlobalRuleId	<p><b>Type</b></p> <p>reference</p> <p><b>Properties</b></p> <p>Filter, Group, Nillable, Sort</p> <p><b>Description</b></p> <p>If a global exit condition occurs, a sales cadence completes. One example of a global exit condition is an email returned because of an invalid address. If the sales cadence completed because a global exit condition occurred, this field contains the ID of the ActionCadenceRule record that evaluated as <code>true</code>.</p> <p>This field is available in API version 49 and later.</p>
LastCompletedStepId	<p><b>Type</b></p> <p>reference</p> <p><b>Properties</b></p> <p>Filter, Group, Nillable, Sort</p> <p><b>Description</b></p> <p>The ID of the last completed ActionCadenceStepTracker.</p>
OwnerId	<p><b>Type</b></p> <p>reference</p> <p><b>Properties</b></p> <p>Filter, Group, Sort</p> <p><b>Description</b></p> <p>The ID of the user who ran the sales cadence.</p>
State	<p><b>Type</b></p> <p>picklist</p> <p><b>Properties</b></p> <p>Filter, Group, Restricted picklist, Sort</p> <p><b>Description</b></p> <p>The state of the current step. Possible values are:</p> <ul style="list-style-type: none"> <li>• Complete</li> <li>• Error</li> <li>• Initializing</li> <li>• Running</li> </ul>
TargetId	<p><b>Type</b></p> <p>reference</p>

Field	Details
	<p><b>Properties</b> Filter, Group, Nillable, Sort</p> <p><b>Description</b> The ID of the prospect that is assigned to this sales cadence.</p>

## Usage

Use ActionCadenceTracker to see what prospects are currently assigned to an active sales cadence.

```
select TargetId from ActionCadenceTracker where ActionCadenceId=<Id of the sales cadence>
and State= "Running"
```

## ActionLinkGroupTemplate

Action link templates let you reuse action link definitions and package and distribute action links. An action link is a button on a feed element. Clicking on an action link can take a user to another Web page, initiate a file download, or invoke an API call to an external server or Salesforce. Use action links to integrate Salesforce and third-party services into the feed. Every action link belongs to an action link group and action links within the group are mutually exclusive. This object is available in API version 33.0 and later.

## Supported Calls

`create()`, `delete()`, `describeLayout()`, `describeSObjects()`, `query()`, `retrieve()`, `update()`, `upsert()`

## Special Access Rules

Only users with the “Customize Application” permission can modify or delete this object.

## Fields

Field Name	Details
Category	<p><b>Type</b> picklist</p> <p><b>Properties</b> Create, Filter, Group, Restricted picklist, Sort, Update</p> <p><b>Description</b> The location of the action link group within the feed element. Values are:</p> <ul style="list-style-type: none"> <li><b>Primary</b>—The action link group is displayed in the body of the feed element.</li> <li><b>Overflow</b>—The action link group is displayed in the overflow menu of the feed element.</li> </ul>

Field Name	Details
DeveloperName	<p><b>Type</b> string</p> <p><b>Properties</b> Create, Filter, Group, Sort, Update</p> <p><b>Description</b> The name of the action link group template to use in code.</p>
ExecutionsAllowed	<p><b>Type</b> picklist</p> <p><b>Properties</b> Create, Filter, Group, Restricted picklist, Sort, Update</p> <p><b>Description</b> The number of times an action link can be executed. Values are:</p> <ul style="list-style-type: none"> <li>• <code>Once</code>—An action link can be executed only once across all users.</li> <li>• <code>OncePerUser</code>—An action link can be executed only once for each user.</li> <li>• <code>Unlimited</code>—An action link can be executed an unlimited number of times by each user. If the action link's <code>actionType</code> is <code>Api</code> or <code>ApiAsync</code>, you can't use this value.</li> </ul>
HoursUntilExpiration	<p><b>Type</b> int</p> <p><b>Properties</b> Create, Filter, Group, Nillable, Sort, Update</p> <p><b>Description</b> The number of hours from when the action link group is created until it's removed from associated feed elements and can no longer be executed. The maximum value is 8,760.</p>
IsPublished	<p><b>Type</b> boolean</p> <p><b>Properties</b> Create, Defaulted on create, Filter, Group, Sort, Update</p> <p><b>Description</b> If <code>true</code>, the action link group template is published. Action link group templates shouldn't be published until at least one <a href="#">ActionLinkTemplate</a> is associated with it. Once set to <code>true</code>, this can't be set back to <code>false</code>.</p>
Language	<p><b>Type</b> picklist</p> <p><b>Properties</b> Create, Defaulted on create, Filter, Group, Nillable, Restricted picklist, Sort, Update</p>



Field Name	Details
	<p><b>Description</b> The language of the <code>MasterLabel</code>.</p>
<code>MasterLabel</code>	<p><b>Type</b> string</p> <p><b>Properties</b> Create, Filter, Group, Sort, Update</p> <p><b>Description</b> The name of the action link group template.</p>
<code>NamespacePrefix</code>	<p><b>Type</b> string</p> <p><b>Properties</b> Filter, Group, Nillable, Sort</p> <p><b>Description</b> The namespace prefix that is associated with this object. Each Developer Edition org that creates a managed package has a unique namespace prefix. Limit: 15 characters. You can refer to a component in a managed package by using the <b><code>namespacePrefix__componentName</code></b> notation.</p> <p>The namespace prefix can have one of the following values.</p> <ul style="list-style-type: none"> <li>• In Developer Edition orgs, <code>NamespacePrefix</code> is set to the namespace prefix of the org for all objects that support it, unless an object is in an installed managed package. In that case, the object has the namespace prefix of the installed managed package. This field's value is the namespace prefix of the Developer Edition org of the package developer.</li> <li>• In orgs that are not Developer Edition orgs, <code>NamespacePrefix</code> is set only for objects that are part of an installed managed package. All other objects have no namespace prefix.</li> </ul>

## Usage

Define action link templates in Setup and use `ConnectApi` in Apex or Connect REST API to instantiate action links from the templates and to post feed elements with the action links.

If you delete a published action link group template, you delete all related action link information which includes deleting all action links that were instantiated using the template from feed items.

## ActionLinkTemplate

Action link templates let you reuse action link definitions and package and distribute action links. An action link is a button on a feed element. Clicking an action link can take a user to another Web page, initiate a file download, or invoke an API call to an external server or Salesforce. Use action links to integrate Salesforce and third-party services into the feed. This object is available in API version 33.0 and later.

## Supported Calls

`create()`, `delete()`, `describeLayout()`, `describeSObjects()`, `query()`, `retrieve()`, `update()`, `upsert()`

## Special Access Rules

Only users with the “Customize Application” permission can modify or delete this object.

## Fields

Field Name	Details
<code>ActionLinkGroupTemplateId</code>	<p><b>Type</b> reference</p> <p><b>Properties</b> Create, Filter, Group, Sort</p> <p><b>Description</b> ID of the <a href="#">ActionLinkGroupTemplate</a> with which this action link template is associated.</p>
<code>ActionUrl</code>	<p><b>Type</b> textarea</p> <p><b>Properties</b> Create, Update</p> <p><b>Description</b> The action link URL. For example, a <code>Ui</code> action link URL is a Web page. A <code>Download</code> action link URL is a link to the file to download. <code>Ui</code> and <code>Download</code> action link URLs are provided to clients. An <code>Api</code> or <code>ApiAsync</code> action link URL is a REST resource. <code>Api</code> and <code>ApiAsync</code> action link URLs aren't provided to clients. Links to Salesforce can be relative. All other links must be absolute and start with <code>https://</code>.</p> <p>Links to resources hosted on Salesforce servers can be relative, starting with a <code>/</code>. All other links must be absolute and start with <code>https://</code>. This field can contain context variables and binding variables in the form <code>{!Bindings.<b>key</b>}</code>, for example, <code>https://www.example.com/{!Bindings.itemId}</code>. Set the binding variable's value when you instantiate the action link group from the template.</p>
<code>Headers</code>	<p><b>Type</b> textarea</p> <p><b>Properties</b> Create, Nillable, Update</p> <p><b>Description</b> Template for the HTTP headers sent when corresponding action links are invoked. This field can be used only for <code>Api</code> and <code>ApiAsync</code> action links. This field can</p>

Field Name	Details
	<p>contain context variables and binding variables in the form <code>{!Bindings.<i>key</i>}</code>.</p>
IsConfirmationRequired	<p><b>Type</b> boolean</p> <p><b>Properties</b> Create, Defaulted on create, Filter, Group, Sort, Update</p> <p><b>Description</b> If <code>true</code>, a confirmation dialog appears before the action is executed.</p>
IsGroupDefault	<p><b>Type</b> boolean</p> <p><b>Properties</b> Create, Defaulted on create, Filter, Group, Sort, Update</p> <p><b>Description</b> If <code>true</code>, action links derived from this template are the default or primary action in their action groups. There can be only one default action per action group.</p>
Label	<p><b>Type</b> string</p> <p><b>Properties</b> Create, Filter, Group, Nillable, Sort, Update</p> <p><b>Description</b> A custom label to display on the action link button. If none of the <code>LabelKey</code> values make sense for an action link, use a custom label. Set the <code>LabelKey</code> field to <code>None</code> and enter a label name in the <code>Label</code> field.</p> <p>Action links have four states: new, pending, success, and failed. These strings are appended to the label for each state:</p> <ul style="list-style-type: none"> <li>• <i>Label</i></li> <li>• <i>Label Pending</i></li> <li>• <i>Label Success</i></li> <li>• <i>Label Failed</i></li> </ul> <p>For example, if the value of <code>Label</code> is "Call Home," the values of the four action link states are: Call Home, Call Home Pending, Call Home Success, and Call Home Failed.</p> <p>If <code>LabelKey</code> has any value other than <code>None</code>, the <code>Label</code> field is empty.</p>
LabelKey	<p><b>Type</b> string</p> <p><b>Properties</b> Create, Filter, Group, Sort, Update</p>

## Field Name

## Details

**Description**

Key for the set of labels to display for these action link states: new, pending, success, failed. For example, the Approve set contains these labels: Approve, Pending, Approved, Failed. For a complete list of keys and labels, see Action Links Labels in the *Connect REST API Developer Guide* or the *Apex Developer Guide*.

If none of the label key values make sense for an action link, set this field to `None` and enter a custom label name in the `Label` field.

## LinkType

**Type**

picklist

**Properties**

Create, Filter, Group, Restricted picklist, Sort, Update

**Description**

The type of action link. One of these values:

- `Api`—The action link calls a synchronous API at the action URL. Salesforce sets the status to `SuccessfulStatus` or `FailedStatus` based on the HTTP status code returned by your server.
- `ApiAsync`—The action link calls an asynchronous API at the action URL. The action remains in a `PendingStatus` state until a third party makes a request to `/connect/action-links/actionLinkId` to set the status to `SuccessfulStatus` or `FailedStatus` when the asynchronous operation is complete.
- `Download`—The action link downloads a file from the action URL.
- `Ui`—The action link takes the user to a web page at the action URL.

## Method

**Type**

picklist

**Properties**

Create, Filter, Group, Restricted picklist, Sort, Update

**Description**

HTTP method for the action URL. One of these values:

- `HttpDelete`—Returns HTTP 204 on success. Response body or output class is empty.
- `HttpGet`—Returns HTTP 200 on success.
- `HttpHead`—Returns HTTP 200 on success. Response body or output class is empty.
- `HttpPatch`—Returns HTTP 200 on success or HTTP 204 if the response body or output class is empty.
- `HttpPost`—Returns HTTP 201 on success or HTTP 204 if the response body or output class is empty. Exceptions are the batch posting resources and methods, which return HTTP 200 on success.

Field Name	Details
	<ul style="list-style-type: none"> <li><code>HttpPut</code>—Return HTTP 200 on success or HTTP 204 if the response body or output class is empty.</li> </ul> <p><code>Ui</code> and <code>Download</code> action links must use <code>HttpGet</code>.</p>
<code>Position</code>	<p><b>Type</b> int</p> <p><b>Properties</b> Create, Filter, Group, Sort, Update</p> <p><b>Description</b> An integer specifying the position of the action link template relative to other action links in the group. 0 is the first position.</p>
<code>RequestBody</code>	<p><b>Type</b> textarea</p> <p><b>Properties</b> Create, Nillable, Update</p> <p><b>Description</b> Template for the HTTP request body sent when corresponding action links are invoked. This field can be used only for <code>Api</code> and <code>ApiAsync</code> action links. This field can contain context variables and binding variables in the form <code>{!Bindings.<b>key</b>}</code>.</p>
<code>UserAlias</code>	<p><b>Type</b> string</p> <p><b>Properties</b> Create, Filter, Group, Nillable, Sort, Update</p> <p><b>Description</b> If you selected <code>CustomUser</code> or <code>CustomExcludedUser</code> for <code>UserVisibility</code>, this field is the alias for the custom user. Use the alias in a template binding to specify the custom user when an action link group is created using the template.</p>
<code>UserVisibility</code>	<p><b>Type</b> picklist</p> <p><b>Properties</b> Create, Filter, Group, Restricted picklist, Sort, Update</p> <p><b>Description</b> Who can see the action link. This value is set per action link, not per action link group. One of these values:</p> <ul style="list-style-type: none"> <li><code>Creator</code>—Only the creator of the action link can see the action link.</li> <li><code>Everyone</code>—Everyone can see the action link.</li> </ul>

Field Name	Details
	<ul style="list-style-type: none"> <li>• <code>EveryoneButCreator</code>—Everyone but the creator of the action link can see the action link.</li> <li>• <code>Manager</code>—Only the manager of the creator of the action link can see the action link.</li> <li>• <code>CustomUser</code>—Only the custom user can see the action link.</li> <li>• <code>CustomExcludedUser</code>—Everyone but the custom user can see the action link.</li> </ul>

## Usage

Create action link templates in Setup. Use Apex classes in the `ConnectApi` namespace or Connect REST API to instantiate action links from templates and to post feed elements with the action links.

For information about action links, see “Working with Action Links” in the *Apex Developer Guide* or the *Connect REST API Developer Guide*.

## ActionPlan

Represents the instance of an action plan, a set of tasks created from an action plan template.

## Supported Calls

`create()`, `delete()`, `describeLayout()`, `describeSObjects()`, `getDeleted()`, `getUpdated()`, `query()`, `retrieve()`, `undelete()`, `update()`, `upsert()`

## Fields

Field Name	Details
<code>ActionPlanState</code>	<p><b>Type</b> picklist</p> <p><b>Properties</b> Create, Defaulted on create, Filter, Group, Sort, Update</p> <p><b>Description</b> The status of work being done for the action plan. Possible values are:</p> <ul style="list-style-type: none"> <li>• Not Started</li> <li>• In Progress</li> <li>• Canceled</li> <li>• Complete</li> </ul>
<code>ActionPlanTemplateVersionId</code>	<p><b>Type</b> reference</p>

Field Name	Details
	<p><b>Properties</b> Create, Filter, Group, Sort</p> <p><b>Description</b> The ID of the version of the action plan template used to create this action plan. At creation, the referenced action plan template must be in the published state.</p>
ActionPlanType	<p><b>Type</b> picklist</p> <p><b>Properties</b> Create, Filter, Group, Restricted picklist, Sort</p> <p><b>Description</b> The action plan's type. Possible values are:</p> <ul style="list-style-type: none"> <li>• Industries</li> <li>• Visit Execution</li> </ul>
IsUsingHolidayHours	<p><b>Type</b> boolean</p> <p><b>Properties</b> Create, Defaulted on create, Filter, Group, Sort</p> <p><b>Description</b> Indicates that task completion dates have been calculated by incrementing the task offset for each non-work day, excluding recurring holidays.</p>
LastReferencedDate	<p><b>Type</b> dateTime</p> <p><b>Properties</b> Filter, Nillable, Sort</p> <p><b>Description</b> The most recent date on which a user referenced this record.</p>
LastViewedDate	<p><b>Type</b> dateTime</p> <p><b>Properties</b> Filter, Nillable, Sort</p> <p><b>Description</b> The most recent date on which a user viewed this record.</p>
Name	<p><b>Type</b> string</p>

Field Name	Details
	<p><b>Properties</b> Create, Filter, Group, Sort, Update</p> <p><b>Description</b> Name of the action plan.</p>
OwnerId	<p><b>Type</b> reference</p> <p><b>Properties</b> Create, Defaulted on create, Filter, Group, Sort, Update</p> <p><b>Description</b> The ID of the user who owns this record.</p>
StartDate	<p><b>Type</b> date</p> <p><b>Properties</b> Create, Defaulted on create, Filter, Group, Sort</p> <p><b>Description</b> The start date of this action plan.</p>
TargetId	<p><b>Type</b> reference</p> <p><b>Properties</b> Create, Filter, Group, Nillable, Sort</p> <p><b>Description</b> The ID of the parent object record that relates to this action plan.</p> <p>For API version 48 and later, supported parent objects are Account, AssetsAndLiabilities, BusinessMilestone, Campaign, Card, Case, Claim, Contact, Contract, Financial Account, Financial Goal, Financial Holding, InsurancePolicy, InsurancePolicyCoverage, Lead, Opportunity, PersonLifeEvent, ResidentialLoanApplication, and Visit as well as custom objects with activities enabled.</p> <p>For API version 47 and later, supported parent objects are Account, BusinessMilestone, Campaign, Case, Claim, Contact, Contract, InsurancePolicy, InsurancePolicyCoverage, Lead, Opportunity, PersonLifeEvent, and Visit as well as custom objects with activities enabled.</p> <p>For API version 46 and later, supported parent objects are Account, Campaign, Case, Contact, Contract, Lead, and Opportunity as well as custom objects with activities enabled.</p> <p>For API version 45 and earlier: the only supported parent object is Account.</p>



## Associated Objects

This object has the following associated objects. Unless noted, they are available in the same API version as this object.

### ActionPlanOwnerSharingRule

Sharing rules are available for the object.

### ActionPlanShare

Sharing is available for the object.

## ActionPlanItem

---

Represents the instance of an action plan item.

## Supported Calls

`create()`, `delete()`, `describeLayout()`, `describeSObjects()`, `getDeleted()`, `getUpdated()`, `query()`, `retrieve()`, `undelete()`, `update()`, `upsert()`

## Fields

Field Name	Details
ActionPlanId	<p><b>Type</b> reference</p> <p><b>Properties</b> Create, Filter, Group, Sort</p> <p><b>Description</b> The ID of the action plan that this item belongs to.</p>
ActionPlanTemplateItemId	<p><b>Type</b> reference</p> <p><b>Properties</b> Create, Filter, Group, Nillable, Sort</p> <p><b>Description</b> The ID of the action plan template item this item was created from.</p>
IsRequired	<p><b>Type</b> boolean</p> <p><b>Properties</b> Defaulted on create, Filter, Group, Sort</p> <p><b>Description</b> Indicates whether this action plan item is required.</p>

Field Name	Details
ItemId	<p><b>Type</b> reference</p> <p><b>Properties</b> Create, Filter, Group, Nillable, Sort</p> <p><b>Description</b> The ID of the task created by this action plan item.</p>
ItemState	<p><b>Type</b> picklist</p> <p><b>Properties</b> Create, Filter, Group, Restricted picklist, Sort, Update</p> <p><b>Description</b> The action plan item's work state. Possible values are:</p> <ul style="list-style-type: none"> <li>• Pending</li> <li>• In Progress</li> <li>• Completed</li> <li>• Canceled</li> <li>• Deleted</li> </ul>
Name	<p><b>Type</b> string</p> <p><b>Properties</b> Create, Filter, Group, Sort, Update</p> <p><b>Description</b> Name of this action plan item.</p>

## ActionPlanTemplate

---

Represents the instance of an action plan template.

### Supported Calls

`create()` `delete()` `describeLayout()` `describeSObjects()` `getDeleted()` `getUpdated()` `query()` `retrieve()` `search()` `undelete()` `update()` `upsert()`

## Fields

Field Name	Details
ActionPlanType	<p><b>Type</b> picklist</p> <p><b>Properties</b> Create, Defaulted on create, Filter, Group, Restricted picklist, Sort</p> <p><b>Description</b> The action plan template's type. Possible values are:</p> <ul style="list-style-type: none"> <li>• Industries</li> <li>• Visit Execution</li> </ul>
Description	<p><b>Type</b> textarea</p> <p><b>Properties</b> Create, Filter, Group, Nillable, Sort, Update</p> <p><b>Description</b> The description of this action plan template.</p>
IsAdHocItemCreationEnabled	<p><b>Type</b> boolean</p> <p><b>Properties</b> Create, Defaulted on create, Filter, Group, Sort, Update</p> <p><b>Description</b> Indicates whether users can add tasks or other items to generated action plans.</p>
LastReferencedDate	<p><b>Type</b> dateTime</p> <p><b>Properties</b> Filter, Nillable, Sort</p> <p><b>Description</b> The most recent date on which a user referenced this record.</p>
LastViewedDate	<p><b>Type</b> dateTime</p> <p><b>Properties</b> Filter, Nillable, Sort</p> <p><b>Description</b> The most recent date on which a user viewed this record.</p>

Field Name	Details
Name	<p><b>Type</b> string</p> <p><b>Properties</b> Create, Filter, Group, Sort, Update</p> <p><b>Description</b> The name of this action plan template.</p>
OwnerId	<p><b>Type</b> reference</p> <p><b>Properties</b> Create, Defaulted on create, Filter, Group, Sort, Update</p> <p><b>Description</b> The ID of the user who owns this action plan template.</p>
TargetEntityType	<p><b>Type</b> picklist</p> <p><b>Properties</b> Create, Defaulted on create, Filter, Group, Restricted picklist, Sort</p> <p><b>Description</b> The parent object this action plan template relates to. For API Version 48 and higher, possible values are:</p> <ul style="list-style-type: none"> <li>• Account</li> <li>• Business Milestone</li> <li>• Campaign</li> <li>• Case</li> <li>• Claim</li> <li>• Contact</li> <li>• Contract</li> <li>• Assets and Liabilities</li> <li>• Card</li> <li>• Financial Account</li> <li>• Financial Goal</li> <li>• Financial Holding</li> <li>• Insurance Policy</li> <li>• Insurance Policy Coverage</li> <li>• Lead</li> <li>• Opportunity</li> <li>• Person Life Event</li> </ul>

Field Name	Details
	<ul style="list-style-type: none"> <li>Residential Loan Application</li> <li>Visit</li> </ul> <p>For API version 47 and later, supported parent objects are Account, BusinessMilestone, Campaign, Case, Claim, Contact, Contract, InsurancePolicy, InsurancePolicyCoverage, Lead, Opportunity, PersonLifeEvent, and Visit as well as custom objects with activities enabled.</p> <p>For API version 46 and later, supported parent objects are Account, Campaign, Case, Contact, Contract, Lead, and Opportunity as well as custom objects with activities enabled.</p> <p>For API version 45 and earlier: the only supported parent object is Account.</p>
UniqueName	<p><b>Type</b> string</p> <p><b>Properties</b> Create, Filter, Group, Sort, Update</p> <p><b>Description</b> The unique name for this action plan template. This field is unique within your organization.</p>

## Associated Objects

This object has the following associated objects. Unless noted, they are available in the same API version as this object.

### ActionPlanTemplateOwnerSharingRule

Sharing rules are available for the object.

### ActionPlanTemplateShare

Sharing is available for the object.

## ActionPlanTemplateItem

Represents the instance of an item on an action plan template version.

## Supported Calls

`create()`, `delete()`, `describeLayout()`, `describeSObjects()`, `getDeleted()`, `getUpdated()`, `query()`, `retrieve()`, `search()`, `undelete()`, `update()`, `insert()`

## Fields

Field Name	Details
ActionPlanTemplateVersionId	<p><b>Type</b> reference</p>

Field Name	Details
	<p><b>Properties</b> Create, Filter, Group, Sort</p> <p><b>Description</b> The version of the action plan template this item is for.</p>
DisplayOrder	<p><b>Type</b> int</p> <p><b>Properties</b> Create, Filter, Group, Nillable, Sort, Update</p> <p><b>Description</b> The order in which this item is displayed within the action plan template version.</p>
IsRequired	<p><b>Type</b> boolean</p> <p><b>Properties</b> Create, Defaulted on create, Filter, Group, Sort, Update</p> <p><b>Description</b> Indicates whether the task created from this template item is required.</p>
ItemEntityType	<p><b>Type</b> picklist</p> <p><b>Properties</b> Create, Filter, Group, Restricted picklist, Sort, Update</p> <p><b>Description</b> The type of action plan template item entity. Always set to Task. Possible values are:</p> <ul style="list-style-type: none"> <li>• Assessment Task</li> <li>• Document Checklist Item</li> <li>• RecordAction</li> <li>• Task</li> </ul>
LastReferencedDate	<p><b>Type</b> dateTime</p> <p><b>Properties</b> Filter, Nillable, Sort</p> <p><b>Description</b> The most recent date on which a user referenced this record.</p>
LastViewedDate	<p><b>Type</b> dateTime</p>

Field Name	Details
	<p><b>Properties</b> Filter, Nillable, Sort</p> <p><b>Description</b> The most recent date on which a user viewed this record.</p>
Name	<p><b>Type</b> string</p> <p><b>Properties</b> Create, Filter, Group, Sort, Update</p> <p><b>Description</b> The unique identifier for this action plan template item record.</p>
UniqueName	<p><b>Type</b> string</p> <p><b>Properties</b> Create, Filter, Group, Sort, Update</p> <p><b>Description</b> The unique name for this action plan template item. This field is unique within your organization.</p>

## ActionPlanTemplateItemValue

Represents the value associated with an action plan template item.

### Supported Calls

`create()` `delete()` `describeLayout()` `describeObjects()` `getDeleted()` `getUpdated()` `query()` `retrieve()` `search()` `undelete()` `update()` `upsert()`

### Fields

Field Name	Details
ActionPlanTemplateItemId	<p><b>Type</b> reference</p> <p><b>Properties</b> Create, Filter, Group, Sort</p> <p><b>Description</b> The ID of the action plan template item that this value relates to.</p>

Field Name	Details
ItemEntityFieldName	<p data-bbox="641 262 706 294"><b>Type</b></p> <p data-bbox="673 294 755 325">picklist</p> <p data-bbox="641 346 755 378"><b>Properties</b></p> <p data-bbox="673 378 1185 409">Create, Filter, Group, Restricted picklist, Sort, Update</p> <p data-bbox="641 430 771 462"><b>Description</b></p> <p data-bbox="673 472 1412 535">The name of the field on the action plan template item that this value is for. Available fields include:</p> <ul data-bbox="673 556 1437 1879" style="list-style-type: none"> <li>• AssessmentTask.AssessmentTaskDefinitionId</li> <li>• AssessmentTask.Description</li> <li>• AssessmentTask.EndTime</li> <li>• AssessmentTask.IsRequired</li> <li>• AssessmentTask.Name</li> <li>• AssessmentTask.OwnerId</li> <li>• AssessmentTask.ParentId (Visit ID)</li> <li>• AssessmentTask.SequenceNumber</li> <li>• AssessmentTask.StartTime</li> <li>• AssessmentTask.Status</li> <li>• AssessmentTask.TaskDefinitionId</li> <li>• AssessmentTask.TaskType</li> <li>• DocumentChecklistItem.DocumentTypeId</li> <li>• DocumentChecklistItem.Instruction</li> <li>• DocumentChecklistItem.IsAccepted</li> <li>• DocumentChecklistItem.IsFrozen</li> <li>• DocumentChecklistItem.IsRequired</li> <li>• DocumentChecklistItem.Name</li> <li>• DocumentChecklistItem.OwnerId</li> <li>• DocumentChecklistItem.ParentRecordId</li> <li>• DocumentChecklistItem.Status</li> <li>• DocumentChecklistItem.WhoId</li> <li>• RecordAction.ActionDefinition</li> <li>• RecordAction.ActionType</li> <li>• RecordAction.FlowDefinition (Interaction Definition ID)</li> <li>• RecordAction.FlowInterviewId</li> <li>• RecordAction.IsMandatory</li> <li>• RecordAction.IsUiRemoveHidden (Hide Remove Action in UI)</li> <li>• RecordAction.Order</li> <li>• RecordAction.Pinned</li> <li>• RecordAction.RecordId(Parent Record ID)</li> </ul>



**Field Name****Details**

- RecordAction.Status
- Task.ActivityDate (Due Date Only)
- Task.CallDisposition
- Task.CallDurationInSeconds
- Task.CallObject
- Task.CallType
- Task.Description
- Task.IsRecurrence
- Task.IsReminderSet
- Task.OwnerId (Assigned To ID)
- Task.Priority
- Task.RecurrenceDayOfMonth
- Task.RecurrenceDayOfWeekMask
- Task.RecurrenceEndDateOnly
- Task.RecurrenceInstance
- Task.RecurrenceInterval
- Task.RecurrenceMonthOfYear
- Task.RecurrenceRegeneratedType
- Task.RecurrenceStartDateOnly
- Task.RecurrenceTimeZoneSidKey
- Task.RecurrenceType
- Task.ReminderDateTime
- Task.Status
- Task.Subject
- Task.TaskSubtype
- Task.WhatId (Related To ID)
- Task.WhoId

**ItemEntityType****Type**

picklist

**Properties**

Filter, Group, Nillable, Restricted picklist, Sort

**Description**

The type of action plan template item.

Possible values are:

- Assessment Task
- Document Checklist Item
- RecordAction

Field Name	Details
	<ul style="list-style-type: none"> <li>Task</li> </ul>
LastReferencedDate	<p><b>Type</b> dateTime</p> <p><b>Properties</b> Filter, Nillable, Sort</p> <p><b>Description</b> The most recent date on which a user referenced this record.</p>
LastViewedDate	<p><b>Type</b> dateTime</p> <p><b>Properties</b> Filter, Nillable, Sort</p> <p><b>Description</b> The most recent date on which a user viewed this record.</p>
Name	<p><b>Type</b> string</p> <p><b>Properties</b> Create, Filter, Group, Sort, Update</p> <p><b>Description</b> The unique identifier for this record.</p>
ValueFormula	<p><b>Type</b> string</p> <p><b>Properties</b> Create, Filter, Group, Nillable, Sort, Update</p> <p><b>Description</b> A formula used to calculate the value for this action plan template item.</p>
ValueLiteral	<p><b>Type</b> textarea</p> <p><b>Properties</b> Create, Nillable, Update</p> <p><b>Description</b> The value for this action plan template item.</p>

# ActionPlanTemplateVersion

---

Represents the version of an action plan template.

## Supported Calls

`create()`, `delete()`, `describeLayout()`, `describeSOObjects()`, `getDeleted()`, `getUpdated()`, `query()`, `retrieve()`, `search()`, `undelete()`, `update()`, `upsert()`

## Fields

Field Name	Details
<code>ActionPlanTemplateId</code>	<p><b>Type</b> reference</p> <p><b>Properties</b> Create, Filter, Group, Sort</p> <p><b>Description</b> The ID of the action plan template this version represents.</p>
<code>ActivationDateTime</code>	<p><b>Type</b> dateTime</p> <p><b>Properties</b> Create, Filter, Nillable, Sort</p> <p><b>Description</b> The date and time at which this version became active.</p>
<code>InactivationDateTime</code>	<p><b>Type</b> dateTime</p> <p><b>Properties</b> Create, Filter, Nillable, Sort</p> <p><b>Description</b> The date and time at which this version became inactive.</p>
<code>LastReferencedDate</code>	<p><b>Type</b> dateTime</p> <p><b>Properties</b> Filter, Nillable, Sort</p> <p><b>Description</b> The most recent date on which a user referenced this record.</p>
<code>LastViewedDate</code>	<p><b>Type</b> dateTime</p>

Field Name	Details
	<p><b>Properties</b> Filter, Nillable, Sort</p> <p><b>Description</b> The most recent date on which a user viewed this record.</p>
Name	<p><b>Type</b> string</p> <p><b>Properties</b> Create, Filter, Group, Sort, Update</p> <p><b>Description</b> The name of this version item.</p>
Status	<p><b>Type</b> picklist</p> <p><b>Properties</b> Create, Defaulted on create, Filter, Group, Restricted picklist, Sort, Update</p> <p><b>Description</b> The action plan template version's state Default values are: Draft, Obsolete, and Published.</p>
Version	<p><b>Type</b> int</p> <p><b>Properties</b> Create, Defaulted on create, Filter, Group, Sort</p> <p><b>Description</b> The index number of this action plan template version.</p>

## ActiveScratchOrg

---

Represents an active scratch org. This object is available in API version 41.0 and later.

### Supported Calls

`delete()`, `describeLayout()`, `describeSObjects()`, `getDeleted()`, `getUpdated()`, `query()`, `retrieve()`, `update()`

## Fields

Field Name	Details
Description	<p><b>Type</b> textarea</p> <p><b>Properties</b> Create, Nillable, Update</p> <p><b>Description</b> A description of this scratch org.</p>
Edition	<p><b>Type</b> picklist</p> <p><b>Properties</b> Filter, Group, Nillable, Restricted picklist, Sort</p> <p><b>Description</b> The org edition of this scratch org. Possible values are <code>Group</code>, <code>Developer</code>, <code>Enterprise</code>, and <code>Professional</code>. This field is read-only.</p>
ExpirationDate	<p><b>Type</b> date</p> <p><b>Properties</b> Filter, Group, Nillable, Sort</p> <p><b>Description</b> Date when the scratch org expires. This field is read-only.</p>
Features	<p><b>Type</b> textarea</p> <p><b>Properties</b> Nillable</p> <p><b>Description</b> The features enabled in this scratch org, such as <code>MultiCurrency</code>. See the <i>Salesforce DX Developer Guide</i> for the full list of valid features. This field is read-only.</p>
HasSampleData	<p><b>Type</b> boolean</p> <p><b>Properties</b> Create, Defaulted on create, Filter, Group, Sort</p> <p><b>Description</b> Specifies whether the scratch org contains sample data. If set to <code>true</code>, the sample data is similar to the data in a Salesforce free trial org.</p>
LastLoginDate	<p><b>Type</b> date</p>

Field Name	Details
	<p><b>Properties</b> Filter, Group, Nillable, Sort</p> <p><b>Description</b> The date of the last user login to the scratch org. This field is read-only.</p>
LastReferencedDate	<p><b>Type</b> dateTime</p> <p><b>Properties</b> Filter, Nillable, Sort</p> <p><b>Description</b> The date this scratch org was last referenced. This field is read-only.</p>
LastViewedDate	<p><b>Type</b> dateTime</p> <p><b>Properties</b> Filter, Nillable, Sort</p> <p><b>Description</b> The date this scratch org was last viewed. This field is read-only.</p>
Name	<p><b>Type</b> string</p> <p><b>Properties</b> Autonumber, Defaulted on create, Filter, Sort</p> <p><b>Description</b> The auto-generated ID of this scratch org. This field is read-only.</p>
Namespace	<p><b>Type</b> string</p> <p><b>Properties</b> Filter, Group, Nillable, Sort</p> <p><b>Description</b> The namespace associated with this scratch org. This field is read-only.</p>
OrgName	<p><b>Type</b> string</p> <p><b>Properties</b> Filter, Group, Nillable, Sort</p> <p><b>Description</b> The name of the scratch org. This field is read-only.</p>
OwnerId	<p><b>Type</b> reference</p>

Field Name	Details
	<p><b>Properties</b> Defaulted on create, Filter, Group, Sort, Update</p> <p><b>Description</b> The ID of the user who owns this scratch org. This field is read-only.</p>
ScratchOrg	<p><b>Type</b> string</p> <p><b>Properties</b> Filter, Group, Sort</p> <p><b>Description</b> The org ID of the scratch org. This field is read-only.</p>
ScratchOrgInfoId	<p><b>Type</b> reference</p> <p><b>Properties</b> Filter, Group, Nillable, Sort, Update</p> <p><b>Description</b> The id of the associated <code>ScratchOrgInfo</code> object. This field is read-only.</p>
SignupEmail	<p><b>Type</b> email</p> <p><b>Properties</b> Filter, Group, Nillable, Sort</p> <p><b>Description</b> The email address of the Administration user. This field is read-only.</p>
SignupInstance	<p><b>Type</b> string</p> <p><b>Properties</b> Filter, Group, Nillable, Sort</p> <p><b>Description</b> The Salesforce instance on which this scratch org resides. This field is read-only.</p>
SignupTrialDays	<p><b>Type</b> int</p> <p><b>Properties</b> Filter, Group, Nillable, Sort</p> <p><b>Description</b> The number of days between the scratch org's creation and expiration. This field is read-only.</p>

Field Name	Details
SignupUsername	<p><b>Type</b> string</p> <p><b>Properties</b> Filter, Group, Nillable, Sort</p> <p><b>Description</b> The username of the Administration user of the scratch org. This field is read-only.</p>
Template	<p><b>Type</b> string</p> <p><b>Properties</b> Filter, Group, Nillable, Sort</p> <p><b>Description</b> The template used to create this scratch org. This field is read-only.</p>

## Usage

Salesforce automatically creates an instance of this object after a `ScratchOrgInfo` record moves to the Active state. The new `ActiveScratchOrg` gets many of its field values from the `ScratchOrgInfo` object with which it is associated.

When you delete an `ActiveScratchOrg` record, its associated scratch org is deleted and its associated `ScratchOrgInfo` record is moved to the Deleted state.

## Associated Objects

This object has the following associated objects. Unless noted, they are available in the same API version as this object.

### [ActiveScratchOrgFeed](#)

Feed tracking is available for the object.

### [ActiveScratchOrgHistory](#)

History is available for tracked fields of the object.

### [ActiveScratchOrgOwnerSharingRule](#)

Sharing rules are available for the object.

### [ActiveScratchOrgShare](#)

Sharing is available for the object.

#### SEE ALSO:

[ScratchOrgInfo](#)

[NamespaceRegistry](#)

[Salesforce DX Developer Guide](#)



# ActivityHistory

---

This read-only object is displayed in a related list of closed activities—past events and closed tasks—related to an object. It includes activities for all contacts related to the object. ActivityHistory fields for phone calls are only available if your organization uses Salesforce CRM Call Center.

## Supported Calls

`describeSObjects()`

## Fields


Field	Details
<code>AccountId</code>	<p><b>Type</b> reference</p> <p><b>Properties</b> Filter, Group, Nillable, Sort</p> <p><b>Description</b> Indicates the ID of the related account, which is determined as follows:</p> <ul style="list-style-type: none"> <li>• The account associated with the <code>whatId</code>, if it exists; or</li> <li>• The account associated with the <code>whoId</code>, if it exists; otherwise</li> <li>• <code>null</code></li> </ul> <p>For information on IDs, see <a href="#">ID Field Type</a>.</p>
<code>ActivityDate</code>	<p><b>Type</b> date</p> <p><b>Properties</b> Filter, Group, Nillable, Sort</p> <p><b>Description</b> Indicates one of the following:</p> <ul style="list-style-type: none"> <li>• The due date of a task</li> <li>• The due date of an event if <code>IsAllDayEvent</code> is set to <code>true</code></li> </ul> <p>This field has a time stamp that is always set to midnight in the Universal Time Coordinated (UTC) time zone. The time stamp doesn't represent the time of the activity; don't attempt to alter it to accommodate time zone differences. Label is <code>Date</code>.</p>
<code>ActivityDateTime</code>	<p><b>Type</b> dateTime</p> <p><b>Properties</b> Aggregate, Filter, Nillable, Sort</p>

Field	Details
	<p><b>Description</b></p> <p>Contains the event's due date if the <code>IsAllDayEvent</code> flag is set to <code>false</code>. The time portion of this field is always transferred in the Coordinated Universal Time (UTC) time zone. Translate the time portion to or from a local time zone for the user or the application, as appropriate. Label is <b>Due Date Time</b>.</p> <p>The value for this field and <code>StartDateTime</code> must match, or one of them must be <code>null</code>.</p>
ActivitySubtype	<p><b>Type</b></p> <p>picklist</p> <p><b>Properties</b></p> <p>Filter, Group, Nillable, Restricted picklist, Sort</p> <p><b>Description</b></p> <p>Provides standard subtypes to facilitate creating and searching for specific activity subtypes. This field isn't updateable.</p> <p>ActivitySubtype values:</p> <ul style="list-style-type: none"> <li>• Task</li> <li>• Email</li> <li>• Call</li> <li>• Event</li> <li>• List Email</li> </ul>
ActivityType	<p><b>Type</b></p> <p>picklist</p> <p><b>Properties</b></p> <p>Filter, Group, Nillable, Sort</p> <p><b>Description</b></p> <p>Represents one of the following values: <code>Call</code>, <code>Email</code>, <code>Meeting</code>, or <code>Other</code>. Label is <code>Type</code>. These are default values, and can be changed.</p> <p><code>ActivityType</code> is the union of <code>TaskType</code> and <code>EventType</code>. If the same activity appears in both dynamic picklists, duplicate activities appear.</p> <p><code>TaskType</code> and <code>EventType</code> can each have a <code>Call</code> type. Internally, they are distinct from each other.</p>
AlternateDetailId	<p><b>Type</b></p> <p>reference</p> <p><b>Properties</b></p> <p>Filter, Group, Nillable, Sort</p> <p><b>Description</b></p> <p>The ID of a record the activity is related to which contains more details about the activity. For example, an activity can be related to an <code>EmailMessage</code> record.</p>


Field	Details
CallDisposition	<p><b>Type</b> string</p> <p><b>Properties</b> Filter, Group, Nillable, Sort</p> <p><b>Description</b> Represents the result of a given call, for example, “we’ll call back,” or “call unsuccessful.” Limit is 255 characters.</p>
CallDurationInSeconds	<p><b>Type</b> int</p> <p><b>Properties</b> Filter, Group, Nillable, Sort</p> <p><b>Description</b> Duration of the call in seconds.</p>
CallObject	<p><b>Type</b> string</p> <p><b>Properties</b> Filter, Group, Nillable, Sort</p> <p><b>Description</b> Name of a call center. Limit is 255 characters.</p>
CallType	<p><b>Type</b> picklist</p> <p><b>Properties</b> Filter, Group, Nillable, Restricted picklist, Sort</p> <p><b>Description</b> The type of call being answered: Inbound, Internal, or Outbound.</p>
ConnectionReceivedId	<p><b>Type</b> reference</p> <p><b>Properties</b> Filter, Group, Nillable, Sort</p> <p><b>Description</b> Indicates the ID of the PartnerNetworkConnection that shared this record with your organization. This field is available only if your organization has enabled Salesforce to Salesforce and only in API versions 28.0 and later.</p>
ConnectionSentId	<p><b>Type</b> reference</p>

Field	Details
	<p><b>Properties</b> Filter, Group, Nillable, Sort</p> <p><b>Description</b> Indicates the ID of the PartnerNetworkConnection that your organization shared this record with. This field is available only if your organization has enabled Salesforce to Salesforce, and only in API versions 28.0 and later. The value is always null. You can use the PartnerNetworkRecordConnection object to forward records to connections.</p>
Description	<p><b>Type</b> textarea</p> <p><b>Properties</b> Nillable</p> <p><b>Description</b> Contains a description of the event or task. Limit is 32 KB.</p>
Division	<p><b>Type</b> picklist</p> <p><b>Properties</b> Defaulted on create, Filter, Group, Restricted picklist, Sort</p> <p><b>Description</b> A logical segment of your organization's data. For example, if your company is organized into different business units, you could create a division for each business unit, such as "North America," "Healthcare," or "Consulting." Available only if the organization has the Division permission enabled.</p>
DurationInMinutes	<p><b>Type</b> int</p> <p><b>Properties</b> Filter, Group, Nillable, Sort</p> <p><b>Description</b> Indicates the duration of the event or task.</p>
EndDateTime	<p><b>Type</b> dateTime</p> <p><b>Properties</b> Filter, Nillable, Sort</p> <p><b>Description</b> Indicates the end date and time of the event or task. Available in versions 27.0 and later. This field is optional, depending on the following:</p> <ul style="list-style-type: none"> <li>If <code>IsAllDayEvent</code> is true, you can supply a value for either <code>DurationInMinutes</code> or <code>EndDateTime</code>. Supplying values in both fields is allowed if the values add up to the same amount of time. If both fields are null, the duration defaults to one day.</li> </ul>

Field	Details
	<ul style="list-style-type: none"> <li>If <code>IsAllDayEvent</code> is false, a value must be supplied for either <code>DurationInMinutes</code> or <code>EndTime</code>. Supplying values in both fields is allowed if the values add up to the same amount of time.</li> </ul>
<code>IsAllDayEvent</code>	<p><b>Type</b> boolean</p> <p><b>Properties</b> Defaulted on create, Filter, Group, Sort</p> <p><b>Description</b> If the value of this field is set to <code>true</code>, then the activity is an event spanning a full day, and the <code>ActivityDate</code> defines the date of the event. If the value of this field is set to <code>false</code>, then the activity may be an event spanning less than a full day, or it may be a task. Label is <code>All-Day Event</code>.</p>
<code>IsClosed</code>	<p><b>Type</b> boolean</p> <p><b>Properties</b> Defaulted on create, Filter, Group, Sort</p> <p><b>Description</b> Indicates whether a task is closed; value is always <code>true</code>. This field is set indirectly by setting the <code>Status</code> field on the task—each picklist value has a corresponding <code>IsClosed</code> value. Label is <code>Closed</code>.</p>
<code>IsDeleted</code>	<p><b>Type</b> boolean</p> <p><b>Properties</b> Defaulted on create, Filter, Group, Sort</p> <p><b>Description</b> Indicates whether the activity has been moved to the Recycle Bin (<code>true</code>) or not (<code>false</code>). Label is <code>Deleted</code>.</p>
<code>IsHighPriority</code>	<p><b>Type</b> boolean</p> <p><b>Properties</b> Defaulted on create, Filter, Group, Sort</p> <p><b>Description</b> Indicates a high-priority task. This field is derived from the <code>Priority</code> field.</p>
<code>IsOnlineMeeting</code>	<p><b>Type</b> boolean</p> <p><b>Properties</b> Defaulted on create, Filter</p>

Field	Details
	<p><b>Description</b></p> <p>Indicates whether the activity represents an online meeting (<code>true</code>) or not (<code>false</code>).</p> <p> <b>Note:</b> This field is not available in API version 16.0 or later.</p>
<code>IsReminderSet</code>	<p><b>Type</b></p> <p>boolean</p> <p><b>Properties</b></p> <p>Defaulted on create, Filter, Group, Sort</p> <p><b>Description</b></p> <p>Indicates whether a reminder is set for an activity (<code>true</code>) or not (<code>false</code>).</p>
<code>IsTask</code>	<p><b>Type</b></p> <p>boolean</p> <p><b>Properties</b></p> <p>Defaulted on create, Filter, Group, Sort</p> <p><b>Description</b></p> <p>If the value of this field is set to <code>true</code>, then the activity is a task. If the value is set to <code>false</code>, then the activity is an event. Label is <code>Task</code>.</p>
<code>IsVisibleInSelfService</code>	<p><b>Type</b></p> <p>boolean</p> <p><b>Properties</b></p> <p>Defaulted on create, Filter</p> <p><b>Description</b></p> <p>If the value of this field is set to <code>true</code>, then the activity can be viewed in the self-service portal. Label is <code>Visible in Self-Service</code>.</p>
<code>Location</code>	<p><b>Type</b></p> <p>string</p> <p><b>Properties</b></p> <p>Filter, Group, Nillable, Sort</p> <p><b>Description</b></p> <p>If the activity is an event, then this field contains the location of the event. If the activity is a task, then the value is <code>null</code>.</p>
<code>OwnerId</code>	<p><b>Type</b></p> <p>reference</p> <p><b>Properties</b></p> <p>Filter, Group, Nillable, Sort</p>

Field	Details
	<p><b>Description</b></p> <p>Indicates the ID of the user or group who owns the activity.</p>
PrimaryAccountId	<p><b>Type</b> reference</p> <p><b>Properties</b> Filter, Group, Nillable, Sort</p> <p><b>Description</b> Contains the <code>AccountId</code> value from the activity record. Available in API versions 30.0 and later to organizations that use Shared Activities.</p>
PrimaryWhoId	<p><b>Type</b> reference</p> <p><b>Properties</b> Filter, Group, Nillable, Sort</p> <p><b>Description</b> Contains the <code>WhoId</code> value from the activity record. Available in API versions 30.0 and later to organizations that have enabled Shared Activities.</p>
Priority	<p><b>Type</b> picklist</p> <p><b>Properties</b> Defaulted on create, Filter, Group, Nillable, Sort</p> <p><b>Description</b> Indicates the priority of a task, such as high, normal, or low.</p>
ReminderDateTime	<p><b>Type</b> dateTime</p> <p><b>Properties</b> Filter, Nillable, Sort</p> <p><b>Description</b> Represents the time when the reminder is scheduled to fire, if <code>IsReminderSet</code> is set to <code>true</code>. If <code>IsReminderSet</code> is set to <code>false</code>, then the user may have deselected the reminder checkbox in the Salesforce user interface, or the reminder has already fired at the time indicated by the value.</p>
StartDateTime	<p><b>Type</b> dateTime</p> <p><b>Properties</b> Filter, Nillable, Sort</p>

Field	Details
	<p><b>Description</b></p> <p>Indicates the start date and time of the event.</p> <p>Available in versions 29.0 and later.</p> <p>If the event's <code>IsAllDayEvent</code> flag is set to true (indicating an all-day event), then the time stamp in <code>StartDateTime</code> is always set to midnight in the Coordinated Universal Time (UTC) time zone.</p> <p> <b>Note:</b> Don't attempt to alter the time stamp to account for any time zone differences.</p> <p>If the event's <code>IsAllDayEvent</code> flag is set to false, then you must translate the time portion of the time stamp in <code>StartDateTime</code> to or from a local time zone for the user or the application, as appropriate. The translation must be in the Coordinated Universal Time (UTC) time zone.</p> <p>If this field has a value, then <code>ActivityDate</code> and <code>ActivityDateTime</code> either must be null or must match the value of this field.</p> <p>If the activity is a task, <code>StartDateTime</code> is null</p>
Status	<p><b>Type</b></p> <p>picklist</p> <p><b>Properties</b></p> <p>Defaulted on create, Filter, Group, Nillable, Sort</p> <p><b>Description</b></p> <p>Indicates the current status of a task, such as in progress or complete. Each predefined status field sets a value for <code>IsClosed</code>. To obtain picklist values, query <code>TaskStatus</code>.</p>
Subject	<p><b>Type</b></p> <p>combobox</p> <p><b>Properties</b></p> <p>Filter, Nillable, Sort</p> <p><b>Description</b></p> <p>Contains the subject of the task or event.</p>
WhatId	<p><b>Type</b></p> <p>reference</p> <p><b>Properties</b></p> <p>Filter, Group, Nillable, Sort</p> <p><b>Description</b></p> <p>The <code>whatId</code> represents nonhuman objects such as accounts, opportunities, campaigns, cases, or custom objects. <code>whatIds</code> are polymorphic. Polymorphic means a <code>whatId</code> is equivalent to the ID of a related object. The label is <code>Related To ID</code>.</p>



Field	Details
WhoId	<p><b>Type</b> reference</p> <p><b>Properties</b> Filter, Group, Nillable, Sort</p> <p><b>Description</b></p> <p>The WhoId represents a human such as a lead or a contact. WhoIds are polymorphic. Polymorphic means a WhoId is equivalent to a contact's ID or a lead's ID. The label is Name ID.</p> <p>If Shared Activities is enabled, the value of this field is the ID of the related lead or primary contact. If you add, update, or remove the WhoId field, you might encounter problems with triggers, workflows, and data validation rules that are associated with the record. The label is Name ID.</p> <p>If your organization uses Shared Activities, when you query activities in API version 30.0 or later, the returned value of the WhoId field matches the value in the queried object, not necessarily in the activity record itself.</p> <p>If Shared Activities is enabled, the value of this field is not populated and the field PrimaryWhoId should be queried instead.</p>

## Usage

### Query activities that are related to an object

1. Optionally, issue a describe call against the object whose activities you wish to query, to get a suggestion of the correct SOQL to use.
2. Issue a SOQL relationship query with a main clause that references the object, and an inner clause that references the activity history; for example:

```
SELECT
  (SELECT ActivityDate, Description
   FROM ActivityHistories)
FROM Account
WHERE Name Like 'XYZ%'
```

The user interface enforces sharing rules, filtering out related-list items that a user doesn't have permission to see.

The following constraints on users who don't have the "View All Data" permission help prevent performance issues.

- In the main clause of the relationship query, you can reference only one record. For example, you can't filter on all records where the account name starts with "A." Instead, you must reference a single account record.

```
SELECT
  (SELECT ActivityDate, Description
   FROM ActivityHistories
   ORDER BY ActivityDate DESC NULLS LAST, LastModifiedDate DESC
   LIMIT 500)
FROM Account
```

```
WHERE Name = 'Acme'
LIMIT 1
```

- In the inner clause of the query, you can't use `WHERE`.
- In the inner clause of the query, you must specify a limit of 500 or fewer on the number of rows that are returned in the list.
- In the inner clause of the query, you must sort on `ActivityDate` in descending order and `LastModifiedDate` in descending order. You can optionally display nulls last. For example: `ORDER BY ActivityDate DESC NULLS LAST, LastModifiedDate DESC`.

SEE ALSO:

[Task](#)

## ActivityMetric

---

Represents activities that were added to Salesforce automatically by Einstein Activity Capture and manually by users.

This object is available in API version 45.0.

## Supported Calls

`create()`, `describeSObjects()`, `query()`, `retrieve()`, `update()`, `upsert()`

## Special Access Rules

Unless otherwise noted, Einstein Activity Capture and Activity Metrics must be enabled.

## Fields

Field	Details
BaseId	<p><b>Type</b> reference</p> <p><b>Properties</b> Create, Defaulted on create, Filter, Group, idLookup, Sort</p> <p><b>Description</b> The ID of the record that the activities apply to.</p>
BaseType	<p><b>Type</b> string</p> <p><b>Properties</b> Filter, Group, Nillable, Sort</p> <p><b>Description</b> The entity that corresponds to the BaseId</p>

Field	Details
FirstCallDateTime	<p><b>Type</b> dateTime</p> <p><b>Properties</b> Create, Filter, Nillable, Sort, Update</p> <p><b>Description</b> Indicates the date when the first call was made. This field is available only to High Velocity Sales users. Einstein Activity Capture and Activity Metrics aren't required.</p>
FirstEmailDateTime	<p><b>Type</b> dateTime</p> <p><b>Properties</b> Create, Filter, Nillable, Sort, Update</p> <p><b>Description</b> Indicates the date when the first email was sent. This field is available only to High Velocity Sales users. Einstein Activity Capture and Activity Metrics aren't required.</p>
InactiveDays	<p><b>Type</b> int</p> <p><b>Properties</b> Filter, Group, Nillable, Sort</p> <p><b>Description</b> Indicates the number of days since the most recent activity was completed. This field is derived from the Last Activity Date field.</p>
LastActivityDateLastModDate	<p><b>Type</b> dateTime</p> <p><b>Properties</b> Filter, Nillable, Sort</p> <p><b>Description</b> Indicates when the LastActivityDateTime field was last modified.</p>
LastActivityDateTime	<p><b>Type</b> dateTime</p> <p><b>Properties</b> Create, Filter, Nillable, Sort, Update</p> <p><b>Description</b> Indicates the date when the most recent activity was completed.</p>
LastCallDateLastModDate	<p><b>Type</b> dateTime</p> <p><b>Properties</b> Filter, Nillable, Sort</p>

Field	Details
	<p><b>Description</b> Indicates when the LastCallDateTime field was last modified.</p>
LastCallDateTime	<p><b>Type</b> dateTime</p> <p><b>Properties</b> Create, Filter, Nillable, Sort, Update</p> <p><b>Description</b> Indicates the date when the most recent call was made through Lightning Dialer or Inbox.</p>
LastEmailDateLastModDate	<p><b>Type</b> dateTime</p> <p><b>Properties</b> Filter, Nillable, Sort</p> <p><b>Description</b> Indicates when the LastEmailDateTime field was last modified.</p>
LastEmailDateTime	<p><b>Type</b> dateTime</p> <p><b>Properties</b> Create, Filter, Nillable, Sort, Update</p> <p><b>Description</b> Indicates the date when the most recent email was sent or received.</p>
LastEventDateLastModDate	<p><b>Type</b> dateTime</p> <p><b>Properties</b> Filter, Nillable, Sort</p> <p><b>Description</b> Indicates when the LastEventDateTime field was last modified.</p>
LastEventDateTime	<p><b>Type</b> dateTime</p> <p><b>Properties</b> Create, Filter, Nillable, Sort, Update</p> <p><b>Description</b> Indicates the date when the most recent event was completed.</p>
LastTaskDateLastModDate	<p><b>Type</b> dateTime</p> <p><b>Properties</b> Filter, Nillable, Sort</p>

Field	Details
	<p><b>Description</b> Indicates when the LastTaskDateTime field was last modified.</p>
LastTaskDateTime	<p><b>Type</b> dateTime</p> <p><b>Properties</b> Create, Filter, Nillable, Sort, Update</p> <p><b>Description</b> Indicates the date when the last task was completed.</p>
NextActivityDateLastModDate	<p><b>Type</b> dateTime</p> <p><b>Properties</b> Filter, Nillable, Sort</p> <p><b>Description</b> Indicates when the NextActivityDateTime field was last modified.</p>
NextActivityDateTime	<p><b>Type</b> dateTime</p> <p><b>Properties</b> Create, Filter, Nillable, Sort, Update</p> <p><b>Description</b> Indicates the date of the next scheduled task or event. Only open tasks in the future are included.</p>

## Usage

Use this object to see data about sales activities that were added to Salesforce manually and by Einstein Activity Capture. Activity Metric fields are derived from your activity data. For example, the Inactive Days field indicates the number of days since the most recent activity was completed. Create a trigger that notifies a user when there isn't any activity on an account for a certain amount of time.

## AdditionalNumber

Represents an optional additional number for a call center. This additional number is visible in the call center's phone directory.

## Supported Calls

`create()`, `delete()`, `describeSObjects()`, `getDeleted()`, `getUpdated()`, `query()`, `retrieve()`, `undelete()`, `update()`, `upsert()`

## Special Access Rules

Customer Portal users can't access this object.

## Fields

Field	Details
CallCenterId	<p><b>Type</b> reference</p> <p><b>Properties</b> Create, Filter, Group, Nillable, Sort, Update</p> <p><b>Description</b> System field that contains the ID of the user who created the call center associated with this additional number. If value is null, this additional number is displayed in every call center's phone directory.</p>
Description	<p><b>Type</b> string</p> <p><b>Properties</b> Create, Filter, Group, Nillable, Sort, Update</p> <p><b>Description</b> Description of the additional number, such as Conference Room B. Limit: 255 characters.</p>
Name	<p><b>Type</b> string</p> <p><b>Properties</b> Create, Filter, Group, idLookup, Sort, Update</p> <p><b>Description</b> The name of the additional number. Limit: 80 characters.</p>
Phone	<p><b>Type</b> phone</p> <p><b>Properties</b> Create, Filter, Nillable, Group, Sort, Update</p> <p><b>Description</b> The phone number that corresponds to this additional number.</p>

## Usage

Create an additional number for a call center directory. Use this object if the number is not easily categorized as a User, Contact, Lead, Account, or the other object. Examples include phone queues or conference rooms.

## Address

---

Represents a mailing, billing, or home address.

## Supported Calls

`create()`, `delete()`, `describeLayout()`, `describeSObjects()`, `getDeleted()`, `getUpdated()`, `query()`, `retrieve()`, `search()`, `undelete()`, `update()`, `upsert()`

## Special Access Rules

Field Service Lightning must be enabled.

## Fields

Field Name	Details
Address	<p><b>Type</b> address</p> <p><b>Properties</b> Filter, Nillable</p> <p><b>Description</b> The full address.</p>
AddressType	<p><b>Type</b> picklist</p> <p><b>Properties</b> Create, Defaulted on create, Filter, Group, Nillable, Sort, Update</p> <p><b>Description</b> Picklist of address types. The values are:</p> <ul style="list-style-type: none"> <li>• Mailing</li> <li>• Shipping</li> <li>• Billing</li> <li>• Home</li> </ul>
City	<p><b>Type</b> string</p>


Field Name	Details
	<p><b>Properties</b> Create, Filter, Group, Nillable, Sort, Update</p> <p><b>Description</b> The address city.</p>
Country	<p><b>Type</b> string</p> <p><b>Properties</b> Create, Filter, Group, Nillable, Sort, Update</p> <p><b>Description</b> The address country.</p>
Description	<p><b>Type</b> string</p> <p><b>Properties</b> Create, Filter, Group, Nillable, Sort, Update</p> <p><b>Description</b> A brief description of the address.</p>
DrivingDirections	<p><b>Type</b> string</p> <p><b>Properties</b> Create, Filter, Nillable, Sort, Update</p> <p><b>Description</b> Directions to the address.</p>
GeocodeAccuracy	<p><b>Type</b> picklist</p> <p><b>Properties</b> Create, Filter, Group, Nillable, Restricted picklist, Sort, Update</p> <p><b>Description</b> The level of accuracy of a location's geographical coordinates compared with its physical address. A geocoding service typically provides this value based on the address's latitude and longitude coordinates.</p>
Latitude	<p><b>Type</b> double</p> <p><b>Properties</b> Create, Filter, Nillable, Sort, Update</p>



Field Name	Details
	<p><b>Description</b></p> <p>Used with <code>Longitude</code> to specify the precise geolocation of the address. Acceptable values are numbers between -90 and 90 with up to 15 decimal places.</p>
<code>LocationType</code>	<p><b>Type</b></p> <p>picklist</p> <p><b>Properties</b></p> <p>Create, Defaulted on create, Filter, Nillable, Filter, Group, Sort, Update</p> <p><b>Description</b></p> <p>Picklist of location types. The available values are:</p> <ul style="list-style-type: none"> <li>• Warehouse (default)</li> <li>• Site</li> <li>• Van</li> <li>• Plant</li> </ul>
<code>Longitude</code>	<p><b>Type</b></p> <p>double</p> <p><b>Properties</b></p> <p>Create, Filter, Nillable, Sort, Update</p> <p><b>Description</b></p> <p>Used with <code>Latitude</code> to specify the precise geolocation of the address. Acceptable values are numbers between -180 and 180 with up to 15 decimal places.</p>
<code>Name</code>	<p><b>Type</b></p> <p>string</p> <p><b>Properties</b></p> <p>Autonumber, Defaulted on create, Filter, Sort</p> <p><b>Description</b></p> <p>An auto-generated number identifying the address.</p>
<code>ParentId</code>	<p><b>Type</b></p> <p>reference</p> <p><b>Properties</b></p> <p>Create, Filter, Group, Sort</p> <p><b>Description</b></p> <p>A lookup field to the parent location.</p>
<code>PostalCode</code>	<p><b>Type</b></p> <p>string</p>

Field Name	Details
	<p><b>Properties</b> Create, Filter, Group, Nillable, Sort, Update</p> <p><b>Description</b> The address postal code.</p>
State	<p><b>Type</b> string</p> <p><b>Properties</b> Create, Filter, Group, Nillable, Sort, Update</p> <p><b>Description</b> The address state.</p>
Street	<p><b>Type</b> textarea</p> <p><b>Properties</b> Create, Filter, Group, Nillable, Sort, Update</p> <p><b>Description</b> The address street.</p>
TimeZone	<p><b>Type</b> picklist</p> <p><b>Properties</b> Create, Filter, Group, Nillable, Restricted picklist, Sort, Update</p> <p><b>Description</b> Picklist of available time zones.</p>

## Usage

 **Important:** “Address” in Salesforce can also refer to the Address compound field found on many standard objects. When referencing the Address object in your Apex code, always use `Schema.Address` instead of `Address` to prevent confusion with the standard Address compound field. If referencing both the address object and the Address field in the same snippet, you can differentiate between the two by using `System.Address` for the field and `Schema.Address` for the object.

## AgentWork

Represents a work assignment that’s been routed to an agent. This object is available in API version 32.0 and later.

## Supported Calls

`create()`, `delete()`, `describeSObjects()`, `getDeleted()`, `getUpdated()`, `query()`, `retrieve()`, `undelete()`, `update()`, `upsert()`

## Special Access Rules

To access this object, [Omni-Channel](#) must be enabled.

### Fields

Field	Details
AcceptDateTime	<p><b>Type</b> dateTime</p> <p><b>Properties</b> Filter, Nillable, Sort</p> <p><b>Description</b> Indicates when the work item was accepted.</p>
ActiveTime	<p><b>Type</b> int</p> <p><b>Properties</b> Filter, Group, Nillable, Sort</p> <p><b>Description</b> The amount of time an agent actively worked on the work item. Tracks when the item is open and in focus in the agent's console.</p>
AgentCapacityWhenDeclined	<p><b>Type</b> double</p> <p><b>Properties</b> Filter, Nillable, Sort</p> <p><b>Description</b> The agent's capacity when declining work, either explicitly or through push timeout.</p>
AssignedDateTime	<p><b>Type</b> dateTime</p> <p><b>Properties</b> Filter, Nillable, Sort</p> <p><b>Description</b> Indicates when the work item was assigned to an agent,</p>
CancelDateTime	<p><b>Type</b> dateTime</p> <p><b>Properties</b> Filter, Nillable, Sort</p> <p><b>Description</b> Indicates when the work item was canceled.</p>

Field	Details
CapacityPercentage	<p><b>Type</b> percent</p> <p><b>Properties</b> Create, Filter, Nillable, Sort</p> <p><b>Description</b> The percentage of an agent's capacity for work items that's consumed by a specific type of work item from this service channel.</p> <p>When an agent's combined work items reach 100%, the agent won't receive new work items until there is enough open capacity for more work. For example, if you give phone calls a capacity percentage of 100, an agent on a call doesn't receive new work items until the call ends.</p>
CapacityWeight	<p><b>Type</b> double</p> <p><b>Properties</b> Create, Filter, Nillable, Sort</p> <p><b>Description</b> The amount of an agent's capacity for work items that's consumed by a work item from this service channel.</p> <p>For example, if cases are assigned a capacity weight of 2, an agent with a capacity of 6 can accept up to 3 cases before the agent is at capacity and can't receive new work items.</p>
CloseDateTime	<p><b>Type</b> dateTime</p> <p><b>Properties</b> Filter, Nillable, Sort</p> <p><b>Description</b> Indicates when the work item was closed.</p>
DeclineDateTime	<p><b>Type</b> dateTime</p> <p><b>Properties</b> Filter, Nillable, Sort</p> <p><b>Description</b> Date and time when the agent declined this record.</p>
DeclineReason	<p><b>Type</b> string</p> <p><b>Properties</b> Filter, Group, Nillable, Sort</p> <p><b>Description</b> The provided reason for why an agent declined the work request.</p>

Field	Details
HandleTime	<p><b>Type</b> int</p> <p><b>Properties</b> Filter, Group, Nillable, Sort</p> <p><b>Description</b> The amount of time an agent had the work item open. Calculated by <code>Close Time - Accepted Time</code>.</p>
Id	<p><b>Type</b> ID</p> <p><b>Properties</b> Defaulted on create, Filter, Group, idLookup, Sort</p> <p><b>Description</b> The ID of the AgentWork object.</p>
IsDeleted	<p><b>Type</b> boolean</p> <p><b>Properties</b> Defaulted on create, Filter, Group, Sort</p> <p><b>Description</b> Indicates whether the record has been moved to the Recycle Bin (<code>true</code>) or not (<code>false</code>).</p>
Name	<p><b>Type</b> string</p> <p><b>Properties</b> Autonumber, Defaulted on create, Filter, idLookup, Sort</p> <p><b>Description</b> An automatically generated ID number that identifies the record.</p>
OriginalGroupId	<p><b>Type</b> reference</p> <p><b>Properties</b> Filter, Group, Nillable, Sort</p> <p><b>Description</b> The ID of the queue that the work assignment was originally routed to.</p>
OriginalQueueId	<p><b>Type</b> reference</p> <p><b>Properties</b> Filter, Group, Nillable, Sort</p>

Field	Details
	<p><b>Description</b></p> <p>The ID of the queue that the work assignment was originally routed to. Due to API changes, OriginalQueueId is no longer recommended. Use OriginalGroupId instead.</p>
PreferredUserId	<p><b>Type</b></p> <p>reference</p> <p><b>Properties</b></p> <p>Filter, Group, Nillable, Sort</p> <p><b>Description</b></p> <p>The ID of the preferred user to handle the work. This field is available in API v46.0 and later.</p>
PushTimeout	<p><b>Type</b></p> <p>int</p> <p><b>Properties</b></p> <p>Filter, Group, Nillable, Sort</p> <p><b>Description</b></p> <p>The number of seconds set for push timeout. 0 is returned when push timeout isn't enabled. Available in API version 36.0 and later.</p>
PushTimeoutDateTime	<p><b>Type</b></p> <p>dateTime</p> <p><b>Properties</b></p> <p>Filter, Nillable, Sort</p> <p><b>Description</b></p> <p>Indicates when the push timeout event occurred. Available in API version 36.0 and later.</p>
RequestDateTime	<p><b>Type</b></p> <p>dateTime</p> <p><b>Properties</b></p> <p>Filter, Nillable, Sort</p> <p><b>Description</b></p> <p>Indicates when the work was requested.</p>
SecondaryRoutingPriority	<p><b>Type</b></p> <p>int</p> <p><b>Properties</b></p> <p>Filter, Group, Nillable, Sort</p> <p><b>Description</b></p> <p>Indicates the secondary routing priority.</p>

Field	Details
ServiceChannelId	<p><b>Type</b> reference</p> <p><b>Properties</b> Create, Filter, Group, Sort</p> <p><b>Description</b> The ID of the service channel that's associated with the work assignment.</p>
ShouldSkipCapacityCheck	<p><b>Type</b> boolean</p> <p><b>Properties</b> Create, Defaulted on create, Filter, Group, Sort</p> <p><b>Description</b> Indicates whether to skip checking an agent's available capacity (<code>true</code>) or not (<code>false</code>) when an externally routed work item is created. This field is used when agents can simultaneously handle work from both Omni-Channel queues and queues using external routing.</p> <p>When <code>true</code>, the receiving agent can exceed their set capacity to accept the item, but they don't receive more Omni-Channel routed work. When <code>false</code>, the receiving agent can't exceed their set capacity and must have enough open capacity to accept the item.</p>
SpeedToAnswer	<p><b>Type</b> int</p> <p><b>Properties</b> Filter, Group, Nillable, Sort</p> <p><b>Description</b> The amount of time between when the work was requested and when an agent accepted it.</p>
Status	<p><b>Type</b> picklist</p> <p><b>Properties</b> Filter, Group, Restricted picklist, Sort</p> <p><b>Description</b> The working status of the work item. Valid values are:</p> <ul style="list-style-type: none"> <li>Assigned – The item is assigned to the agent but hasn't been opened.</li> <li>Opened – The agent opened the item.</li> <li>Unavailable – The item was assigned to the agent but the agent became unavailable (went offline or lost connection).</li> <li>Declined – The item was assigned to the agent but the agent explicitly declined it.</li> <li>DeclinedOnPushTimeout – The item was declined because push time-out is enabled and the item request timed out with the agent.</li> </ul>

Field	Details
	<ul style="list-style-type: none"> <li>• Closed – The item is closed.</li> <li>• Canceled – The item no longer needs to be routed. For example: a chat visitor cancels their Omni-Channel routed chat request before it reaches an agent.</li> <li>• Transferred–The item was transferred from an agent to another agent, queue, or skill.</li> </ul>
UserId	<p><b>Type</b> reference</p> <p><b>Properties</b> Create, Filter, Group, Sort</p> <p><b>Description</b> The ID of the user that the work item was assigned to.</p>
WorkItemId	<p><b>Type</b> reference</p> <p><b>Properties</b> Create, Filter, Group, Sort</p> <p><b>Description</b> The ID of the object that's routed to the agent through Omni-Channel.</p>

## Usage

AgentWork records can only be deleted if they have the status Closed, Declined, or Unavailable. They can't be deleted if their status is Assigned or Opened because they're active in Omni-Channel.

AgentWork records have the status Assigned when they're created. Once created, the record is automatically pushed to the assigned agent.

While the metadata for AgentWork indicates support for `upsert()` and `update()`, these calls aren't used with AgentWork because none of its fields can be updated.

Apex triggers are supported with AgentWork.

## Associated Objects

This object has the following associated objects. Unless noted, they are available in the same API version as this object.

### AgentWorkOwnerSharingRule

Sharing rules are available for the object.

### AgentWorkShare

Sharing is available for the object.

## AgentWorkSkill

Represents a skill used to route a work assignment to an agent. AgentWorkSkill is used for reporting and represents the result of a routing decision. This object is available in API version 42.0 and later.



## Supported Calls

`delete()`, `describeSObjects()`, `getDeleted()`, `getUpdated()`, `query()`, `retrieve()`, `undelete()`

## Special Access Rules

To access this object, [Omni-Channel](#) must be enabled.

## Fields

Field	Details
AgentWorkId	<p><b>Type</b> reference</p> <p><b>Properties</b> Filter, Group, Sort</p> <p><b>Description</b> The AgentWork object associated with this skill.</p>
IsAdditionalSkill	<p><b>Type</b> boolean</p> <p><b>Properties</b> Defaulted on create, Filter, Group, Sort</p> <p><b>Description</b> After a designated timeout period, a skill marked as additional is dropped from Omni-Channel routing. The case is then routed to the best-matched agent, even if the agent doesn't have all the skills. The default value is false. Available in API version 48.0 and later.</p>
Name	<p><b>Type</b> string</p> <p><b>Properties</b> Autonumber, Defaulted on create, Filter, idLookup, Sort</p> <p><b>Description</b> An automatically generated ID number that identifies the record.</p>
SkillId	<p><b>Type</b> reference</p> <p><b>Properties</b> Filter, Group, Sort</p> <p><b>Description</b> The skill that is required or additional.</p>
SkillLevel	<p><b>Type</b> double</p>

Field	Details
	<p><b>Properties</b> Filter, Sort</p> <p><b>Description</b> The level of the required or additional skill. Skill levels can range from 1 to 10. Depending on your business needs, you might want the skill level to reflect years of experience, certification levels, or license classes.</p>
SkillPriority	<p><b>Type</b> int</p> <p><b>Properties</b> Aggregatable, Filter, Group, Nillable, Sort</p> <p><b>Description</b> For additional skills, specifies the order in which skills are dropped if after the specified timeout no agent with that skill is available. Higher priority-value skills are dropped first. Lower priority-value skills, for example 0, are dropped last. Skills with the same priority value are dropped as a group. You can set skill priority using attribute setup for skills-based routing or Apex code.</p>
WasDropped	<p><b>Type</b> boolean</p> <p><b>Properties</b> Filter, Group, Sort</p> <p><b>Description</b> For skills marked as additional, indicates if the skill was dropped from Omni-Channel routing because an agent with this skill was not available. The default value is false. Available in API version 48.0 and later.</p>

## AllInsightAction

Represents an Einstein prediction insight action. This object is available in API version 47.0 and later.

An Einstein insight is created every time an Einstein feature, such as Prediction Builder or Case Classification, makes a prediction. An insight is represented by a root AIRecordInsight and the following child objects: AllInsightAction, AllInsightFeedback, AllInsightReason, and AllInsightValue.

AllInsightAction is a one-to-many child of AIRecordInsight. AllInsightAction contains information about predicted actions for this particular insight. AllInsightAction has one or more AllInsightValue children which contain predicted values for the action. For example, an AllInsightAction could represent a quick action, and have a child AllInsightValue with the recommended value used by the quick action.

## Supported Calls

`describeSObjects()`, `getDeleted()`, `getUpdated()`, `query()`, `retrieve()`

## Special Access Rules

Prediction insight objects are only available in orgs that have Einstein features, such as Prediction Builder or Case Classification, enabled.

## Fields

Field	Details
ActionId	<p><b>Type</b> reference</p> <p><b>Properties</b> Filter, Group, Nillable, Sort</p> <p><b>Description</b> The unique ID of the associated action, such as the ID of a Macro.</p>
ActionName	<p><b>Type</b> picklist</p> <p><b>Properties</b> Filter, Group, Nillable, Restricted picklist, Sort</p> <p><b>Description</b> The ID of the action. For example, a value of "Case.SendEmail" indicates a send email quick action on Case.</p>
AIRecordInsightId	<p><b>Type</b> reference</p> <p><b>Properties</b> Filter, Group, Sort</p> <p><b>Description</b> The unique ID of the associated AIRecordInsight.</p>
Confidence	<p><b>Type</b> double</p> <p><b>Properties</b> Filter, Nillable, Sort</p> <p><b>Description</b> Relative confidence strength of the generated prediction insight. Higher values (near 1.0) indicate stronger confidence.</p>
Name	<p><b>Type</b> string</p> <p><b>Properties</b> Autonumber, Defaulted on create, Filter, idLookup, Sort</p> <p><b>Description</b> The name of the AllInsightAction.</p>

Field	Details
Type	<p><b>Type</b> picklist</p> <p><b>Properties</b> Filter, Group, Restricted picklist, Sort</p> <p><b>Description</b> The type of action. Possible values are:</p> <ul style="list-style-type: none"> <li>• <code>InvocableAction</code>—Invocable Action</li> <li>• <code>Macro</code>—Macro</li> <li>• <code>QuickAction</code>—Quick action.</li> <li>• <code>StandardAction</code>—Standard Action. An example standard action would be to update a record.</li> </ul>

## Usage

When an Einstein feature makes a prediction and saves the results, the following events happen in a single atomic operation:

- An `AIRecordInsight` record is created and populated with information about the prediction insight. `AllInsightAction`, `AllInsightReason`, and `AllInsightValue` records are also created and made children of the `AIRecordInsight` record.
- If the Einstein feature uses AI prediction fields, prediction result values are written to the target AI prediction field.
- An `AIPredictionEvent` platform event is created, and any subscriber to `AIPredictionEvent` is notified.

Note that when Einstein writes prediction results back to AI prediction fields, record save custom logic, such as Apex triggers, workflow rules, and assignment rules, aren't run. To add custom logic based on Einstein prediction results, use a platform event subscriber, such as Process Builder, to get notifications for `AIPredictionEvents` which contain references to Einstein insight objects.

Custom fields cannot be added to Einstein insight objects.

Einstein insights contain information about target fields and predicted value. Be aware that your org may have created Einstein predictions that are associated with target fields with field-level security restrictions. Use data access features of Salesforce, such as user profiles and permission sets if you need to control how users access Einstein insights records.

## AllInsightFeedback

Represents an Einstein prediction insight feedback. This object is available in API version 47.0 and later.

An Einstein insight is created every time an Einstein feature, such as Prediction Builder or Case Classification, makes a prediction. An insight is represented by a root `AIRecordInsight` and the following child objects: `AllInsightAction`, `AllInsightFeedback`, `AllInsightReason`, and `AllInsightValue`.

`AllInsightFeedback` is a one-to-many child of `AIRecordInsight`. `AllInsightFeedback` contains information about explicit and implicit feedback collected from users for a particular insight.

## Supported Calls

`describeSObjects()`, `getDeleted()`, `getUpdated()`, `query()`, `retrieve()`

## Special Access Rules

Prediction insight objects are only available in orgs that have Einstein features, such as Prediction Builder or Case Classification, enabled.

## Fields

Field	Details
ActualValue	<p><b>Type</b> string</p> <p><b>Properties</b> Filter, Group, Nillable, Sort</p> <p><b>Description</b> The raw feedback value.</p>
AiFeedback	<p><b>Type</b> picklist</p> <p><b>Properties</b> Filter, Group, Restricted picklist, Sort</p> <p><b>Description</b> The feedback user sentiment. Possible values are:</p> <ul style="list-style-type: none"> <li>• <code>Negative</code>—Negative feedback</li> <li>• <code>Neutral</code>—Neutral feedback</li> <li>• <code>Positive</code>—Positive feedback</li> </ul>
AiInsightFeedbackType	<p><b>Type</b> picklist</p> <p><b>Properties</b> Filter, Group, Restricted picklist, Sort</p> <p><b>Description</b> The nature of the feedback. Possible values are:</p> <ul style="list-style-type: none"> <li>• <code>Explicit</code>—Explicit feedback. For example, a user rated the prediction results in a positive or negative fashion.</li> <li>• <code>Implicit</code>—Implicit feedback. For example, a user accepted or rejected a recommended change from a prediction.</li> </ul>
AiRecordInsightId	<p><b>Type</b> reference</p> <p><b>Properties</b> Filter, Group, Sort</p> <p><b>Description</b> The unique ID of the associated AIRecordInsight.</p>

Field	Details
Name	<p><b>Type</b> string</p> <p><b>Properties</b> Autonumber, Defaulted on create, Filter, idLookup, Sort</p> <p><b>Description</b> The name of the AllInsightFeedback.</p>
Rank	<p><b>Type</b> int</p> <p><b>Properties</b> Filter, Group, Nillable, Sort</p> <p><b>Description</b> The feedback score.</p>
ValueId	<p><b>Type</b> reference</p> <p><b>Properties</b> Filter, Group, Nillable, Sort</p> <p><b>Description</b> The unique ID of the associated AllInsightValue.</p>

## Usage

Salesforce creates AllInsightFeedback records based on user responses to predictions after the prediction has been created. Explicit feedback, such as a thumbs up/down response, will cause the creation of a feedback record. Implicit feedback, such as accepting a recommended predicted value, will cause the creation of a feedback record. Once the AllInsightFeedback record has been created, it is immutable.

Custom fields cannot be added to Einstein insight objects.

## AllInsightReason

Represents an Einstein prediction insight reason. This object is available in API version 47.0 and later.

An Einstein insight is created every time an Einstein feature, such as Prediction Builder or Case Classification, makes a prediction. An insight is represented by a root AIRecordInsight and the following child objects: AllInsightAction, AllInsightFeedback, AllInsightReason, and AllInsightValue.

AllInsightReason is a one-to-many child of AllInsightValue. AllInsightReason contains details about how Einstein predicted an insight value.

## Supported Calls

`describeSObjects()`, `getDeleted()`, `getUpdated()`, `query()`, `retrieve()`

## Special Access Rules

Prediction insight objects are only available in orgs that have Einstein features, such as Prediction Builder or Case Classification, enabled.

## Fields

Field	Details
AiInsightValueId	<p><b>Type</b> reference</p> <p><b>Properties</b> Filter, Group, Sort</p> <p><b>Description</b> The unique ID of the associated AllInsightValue.</p>
Contribution	<p><b>Type</b> double</p> <p><b>Properties</b> Filter, Nillable, Sort</p> <p><b>Description</b> The contribution weight for this insight reason.</p>
FeatureType	<p><b>Type</b> picklist</p> <p><b>Properties</b> Filter, Group, Nillable, Restricted picklist</p> <p><b>Description</b> The type of the feature, such as BOOL.</p>
FeatureValue	<p><b>Type</b> string</p> <p><b>Properties</b> Filter, Group, Nillable, Sort</p> <p><b>Description</b> The value of the feature, such as TRUE or FALSE.</p>
FieldName	<p><b>Type</b> string</p> <p><b>Properties</b> Filter, Group, Nillable, Sort</p> <p><b>Description</b> The name of the field the insight uses for its evaluation.</p>

Field	Details
FieldValue	<p><b>Type</b> string</p> <p><b>Properties</b> Create, Filter, Group, Nillable, Sort</p> <p><b>Description</b> The value for the field the insight uses for its evaluation.</p>
Intensity	<p><b>Type</b> double</p> <p><b>Properties</b> Filter, Nillable, Sort</p> <p><b>Description</b> The intensity weight for this insight reason.</p>
Name	<p><b>Type</b> string</p> <p><b>Properties</b> Autonumber, Defaulted on create, Filter, idLookup, Sort</p> <p><b>Description</b> The name of the AllInsightReason.</p>
Operator	<p><b>Type</b> picklist</p> <p><b>Properties</b> Filter, Group, Nillable, Restricted picklist, Sort</p> <p><b>Description</b> The logical operator the insight uses to compare the field value with the expression value. For example, if the prediction evaluates whether the fieldValue for the field <code>bonus__c</code> is greater than \$5,000, the logical operator is <code>greater than</code>.</p>
Variance	<p><b>Type</b> double</p> <p><b>Properties</b> Filter, Nillable, Sort</p> <p><b>Description</b> The variance weight for this insight reason.</p>

## Usage

When an Einstein feature makes a prediction and saves the results, the following events happen in a single atomic operation:



- An AIRecordInsight record is created and populated with information about the prediction insight. AllInsightAction, AllInsightReason, and AllInsightValue records are also created and made children of the AIRecordInsight record.
- If the Einstein feature uses AI prediction fields, prediction result values are written to the target AI prediction field.
- An AIPredictionEvent platform event is created, and any subscriber to AIPredictionEvent is notified.

Note that when Einstein writes prediction results back to AI prediction fields, record save custom logic, such as Apex triggers, workflow rules, and assignment rules, aren't run. To add custom logic based on Einstein prediction results, use a platform event subscriber, such as Process Builder, to get notifications for AIPredictionEvents which contain references to Einstein insight objects.

Custom fields cannot be added to Einstein insight objects.

Einstein insights contain information about target fields and predicted value. Be aware that your org may have created Einstein predictions that are associated with target fields with field-level security restrictions. Use data access features of Salesforce, such as user profiles and permission sets if you need to control how users access Einstein insights records.

## AllInsightValue

---

Represents an Einstein prediction insight value. This object is available in API version 47.0 and later.

An Einstein insight is created every time an Einstein feature, such as Prediction Builder or Case Classification, makes a prediction. An insight is represented by a root AIRecordInsight and the following child objects: AllInsightAction, AllInsightFeedback, AllInsightReason, and AllInsightValue.

AllInsightValue is a one-to-many child of AIRecordInsight. AllInsightValue represents a predicted value of a predicted insight.

## Supported Calls

`describeSObjects()`, `getDeleted()`, `getUpdated()`, `query()`, `retrieve()`

## Special Access Rules

Prediction insight objects are only available in orgs that have Einstein features, such as Prediction Builder or Case Classification, enabled.

## Fields

Field	Details
AiInsightActionId	<p><b>Type</b> reference</p> <p><b>Properties</b> Filter, Group, Nillable, Sort</p> <p><b>Description</b> The unique ID of the associated AllInsightAction.</p>
AIRecordInsightId	<p><b>Type</b> reference</p> <p><b>Properties</b> Filter, Group, Sort</p>

Field	Details
	<p><b>Description</b> The unique ID of the associated AIRecordInsight.</p>
Confidence	<p><b>Type</b> double</p> <p><b>Properties</b> Filter, Nillable, Sort</p> <p><b>Description</b> Relative confidence strength of the generated prediction insight. Higher values (near 1.0) indicate stronger confidence.</p>
Field	<p><b>Type</b> picklist</p> <p><b>Properties</b> Filter, Group, Nillable, Restricted picklist, Sort</p> <p><b>Description</b> The name of the target field Einstein is making predictions for, such as "AnnualRevenue".</p>
FieldValueLowerBound	<p><b>Type</b> textarea</p> <p><b>Properties</b> Nillable</p> <p><b>Description</b> The lower bound value.</p>
FieldValueUpperBound	<p><b>Type</b> textarea</p> <p><b>Properties</b> Nillable</p> <p><b>Description</b> The upper bound value.</p>
Name	<p><b>Type</b> string</p> <p><b>Properties</b> Autonumber, Defaulted on create, Filter, idLookup, Sort</p> <p><b>Description</b> The name of the AllsightValue.</p>
SubjectLookupValueId	<p><b>Type</b> reference</p>

Field	Details
	<p><b>Properties</b> Filter, Group, Nillable, Sort</p> <p><b>Description</b> The unique ID of the value object, if this insight value references an object.</p>
SubjectType	<p><b>Type</b> picklist</p> <p><b>Properties</b> Filter, Group, Nillable, Restricted picklist, Sort</p> <p><b>Description</b> The type of the value object, such as Account or Case, if this insight value references an object.</p>
Value	<p><b>Type</b> textarea</p> <p><b>Properties</b> Nillable</p> <p><b>Description</b> The prediction result insight value.</p>
ValueType	<p><b>Type</b> picklist</p> <p><b>Properties</b> Defaulted on create, Filter, Group, Restricted picklist, Sort</p> <p><b>Description</b> The data type of the prediction result insight value. Possible values are:</p> <ul style="list-style-type: none"> <li>• Boolean—Boolean</li> <li>• Currency—Currency</li> <li>• DateTime—DateTime</li> <li>• Enum—Enum</li> <li>• Lookup—Lookup</li> <li>• Number—Number</li> <li>• String—String</li> </ul>

## Usage

When an Einstein feature makes a prediction and saves the results, the following events happen in a single atomic operation:

- An AIRecordInsight record is created and populated with information about the prediction insight. AllInsightAction, AllInsightReason, and AllInsightValue records are also created and made children of the AIRecordInsight record.
- If the Einstein feature uses AI prediction fields, prediction result values are written to the target AI prediction field.

- An AIPredictionEvent platform event is created, and any subscriber to AIPredictionEvent is notified.

Note that when Einstein writes prediction results back to AI prediction fields, record save custom logic, such as Apex triggers, workflow rules, and assignment rules, aren't run. To add custom logic based on Einstein prediction results, use a platform event subscriber, such as Process Builder, to get notifications for AIPredictionEvents which contain references to Einstein insight objects.

Custom fields cannot be added to Einstein insight objects.

Einstein insights contain information about target fields and predicted value. Be aware that your org may have created Einstein predictions that are associated with target fields with field-level security restrictions. Use data access features of Salesforce, such as user profiles and permission sets if you need to control how users access Einstein insights records.

## AIRecordInsight

---

Represents an Einstein prediction insight. This object is available in API version 47.0 and later.

An Einstein insight is created every time an Einstein feature, such as Prediction Builder or Case Classification, makes a prediction. An insight is represented by a root AIRecordInsight and the following child objects: AllInsightAction, AllInsightFeedback, AllInsightReason, and AllInsightValue.

AIRecordInsight contains information on the Einstein prediction, the AI prediction field where results were written to, and additional details such as the type of prediction.

## Supported Calls

`delete()`, `describeSObjects()`, `getDeleted()`, `getUpdated()`, `query()`, `retrieve()`, `undelete()`

## Special Access Rules

Prediction insight objects are only available in orgs that have Einstein features, such as Prediction Builder or Case Classification, enabled.

## Fields

Field	Details
Confidence	<p><b>Type</b> double</p> <p><b>Properties</b> Filter, Nillable, Sort</p> <p><b>Description</b> Relative confidence strength of the generated prediction insight, from 0.0 to 1.0. Higher values (near 1.0) indicate stronger confidence.</p>
Name	<p><b>Type</b> string</p> <p><b>Properties</b> Autonumber, Defaulted on create, Filter, idLookup, Sort</p>

Field	Details
	<p><b>Description</b> The name of the AIRecordInsight.</p>
RunGuid	<p><b>Type</b> string</p> <p><b>Properties</b> Filter, Group, Sort</p> <p><b>Description</b> A unique identifier for the Einstein process that made the prediction.</p>
RunStartTime	<p><b>Type</b> dateTime</p> <p><b>Properties</b> Filter, Nillable, Sort</p> <p><b>Description</b> The date and time the Einstein prediction process was started.</p>
Status	<p><b>Type</b> picklist</p> <p><b>Properties</b> Filter, Group, Nillable, Restricted picklist, Sort</p> <p><b>Description</b> The status of this insight. Possible values are:</p> <ul style="list-style-type: none"> <li>• <b>Defunct</b>—The insight has been consumed by the Einstein feature that owns the prediction. For example, Case Classification will mark an insight as defunct if a predicted recommendation was presented to a user and the user either accepted or ignored the recommendation. This ensures that the same recommendation is not presented multiple times to the user.</li> <li>• <b>New</b>—The insight has not been consumed by the Einstein feature.</li> </ul>
TargetField	<p><b>Type</b> picklist</p> <p><b>Properties</b> Filter, Group, Nillable, Restricted picklist, Sort</p> <p><b>Description</b> The name of the field Einstein is making predictions for, such as "Account.AnnualRevenue".</p>
TargetId	<p><b>Type</b> reference</p> <p><b>Properties</b> Filter, Group, Sort</p>

Field	Details
	<p><b>Description</b> The unique ID of the record Einstein is making predictions for.</p>
TargetSubjectType	<p><b>Type</b> picklist</p> <p><b>Properties</b> Filter, Group, Restricted picklist, Sort</p> <p><b>Description</b> The type of the target object, such as Account or Case.</p>
Type	<p><b>Type</b> picklist</p> <p><b>Properties</b> Filter, Group, Restricted picklist, Sort</p> <p><b>Description</b> The type of insight. Possible values are:</p> <ul style="list-style-type: none"> <li>• <b>Action</b>—An insight that indicates a suggested action, such as sending an email.</li> <li>• <b>Lookup</b>—An insight that indicates a related value not directly related to the target object and field.</li> <li>• <b>MultiValue</b>—An insight with multiple values, such as a multi-class classification.</li> <li>• <b>SimilarRecord</b>—An insight that indicates similar or duplicate records.</li> <li>• <b>SingleValue</b>—A single value insight, such as a regression number or a score.</li> </ul>
ValidUntil	<p><b>Type</b> dateTime</p> <p><b>Properties</b> Filter, Nillable, Sort</p> <p><b>Description</b> The day and time this insight is valid until. After this day and time, the insight might no longer be valid due to new prediction results from new or changed data. If this field is <code>null</code>, this insight never expires.</p>

## Usage

When an Einstein feature makes a prediction and saves the results, the following events happen in a single atomic operation:

- An `AIRecordInsight` record is created and populated with information about the prediction insight. `AllInsightAction`, `AllInsightReason`, and `AllInsightValue` records are also created and made children of the `AIRecordInsight` record.
- If the Einstein feature uses AI prediction fields, prediction result values are written to the target AI prediction field.
- An `AIPredictionEvent` platform event is created, and any subscriber to `AIPredictionEvent` is notified.

Note that when Einstein writes prediction results back to AI prediction fields, record save custom logic, such as Apex triggers, workflow rules, and assignment rules, aren't run. To add custom logic based on Einstein prediction results, use a platform event subscriber, such as Process Builder, to get notifications for `AIPredictionEvents` which contain references to Einstein insight objects.

Custom fields cannot be added to Einstein insight objects.

Einstein insights contain information about target fields and predicted value. Be aware that your org may have created Einstein predictions that are associated with target fields with field-level security restrictions. Use data access features of Salesforce, such as user profiles and permission sets if you need to control how users access Einstein insights records.

## AllowedEmailDomain

---

Represents an allowed email domain for users in your organization. You can define a whitelist to restrict the email domains allowed in a user's `Email` field. This object is available in API version 29.0 and later.

### Supported Calls

`create()`, `delete()`, `describeObjects()`, `query()`, `retrieve()`, `update()`, `upsert()`

### Special Access Rules

You must have the "Manage Internal Users" user permission to use this object.

 **Note:** If you don't see this object, contact your Salesforce representative to enable it.

### Fields

Field	Details
Domain	<p><b>Type</b> string</p> <p><b>Properties</b> Create, Filter, Group, idLookup, Sort, Update</p> <p><b>Description</b> An allowed email domain for users.</p>

## Announcement


---

Represents a Chatter group announcement. This object is available in API version 30.0 and later.

### Supported Calls

`create()`, `delete()`, `describeObjects()`, `getDeleted()`, `getUpdated()`, `query()`, `retrieve()`, `undelete()`, `update()`, `upsert()`

## Fields

Field Name	Details
ExpirationDate	<p><b>Type</b> dateTime</p> <p><b>Properties</b> Create, Filter, Sort, Update</p> <p><b>Description</b> Required. The date on which the announcement expires. Announcements display on the group UI until 11:59 p.m. local time on the selected date.</p>
FeedItemId	<p><b>Type</b> reference</p> <p><b>Properties</b> Create, Filter, Group, Sort</p> <p><b>Description</b> Required. The ID of the FeedItem that contains the content of the announcement. Announcements are stored as text posts.</p>
ParentId	<p><b>Type</b> reference</p> <p><b>Properties</b> Filter, Group, Nillable, Sort</p> <p><b>Description</b> The ID of the parent CollaborationGroup that the announcement belongs to. An announcement can belong only to a single Chatter group.</p>
SendEmails	<p><b>Type</b> boolean</p> <p><b>Properties</b> Defaulted on create, Filter, Group, Sort</p> <p><b>Description</b> Set to <code>true</code> to email all group members when an announcement is posted to the group. The default is <code>false</code>. This requires the user to have the "Send announcement on email" permission.  This field is available in API version 36.0 and later.</p> <p> <b>Note:</b> This field is currently available to select customers through a pilot program. To be nominated to join this pilot program, contact Salesforce. Additional terms and conditions may apply to participate in the pilot program. Please note that pilot programs are subject to change, and as such, we cannot guarantee acceptance into this pilot program or a particular time frame in which this feature can be enabled. Any unreleased</p>



**Field Name****Details**

services or features referenced in this document, press releases, or public statements are not currently available and may not be delivered on time or at all. Customers who purchase our services should make their purchase decisions based upon features that are currently available.

## Usage


Group owners, managers, and users with the “Modify All Data” permission can use the Announcement object to create, edit, and delete group announcements. Creating a group announcement is a three-step process.

1. Use the FeedItem object to create a text post with the announcement’s content. Use the CollaborationGroup record you want to post the announcement to as the parent of this feed item.
2. Next, use the feed item ID and an expiration date to create the announcement record.
3. Finally, update the AnnouncementId field in the CollaborationGroup record with the ID of the announcement you created.

To delete the group announcement, simply delete the AnnouncementId value in the CollaborationGroup record. To restore a group announcement, update the AnnouncementId field for a group with the announcement’s ID. The expiration date for the announcement should be in the future and the feed item used to create the announcement should be parented by the same group.

## ApexClass

Represents an Apex class.

 **Note:** Although Apex classes and triggers have the Create and Update field properties, a runtime exception occurs if you try to create or update them using the API. Instead, use the Ant Migration Tool, the Salesforce user interface, or the Salesforce Extensions for Visual Studio Code to create or update Apex classes or triggers.

## Supported Calls

`create()`, `delete()`, `describeSObjects()`, `getDeleted()`, `getUpdated()`, `query()`, `retrieve()`, `search()` `update()`, `upsert()`

## Fields

**Field****Details**

ApiVersion

**Type**

double

**Properties**

Create, Filter, Sort, Update

**Description**

The API version for this class. Every class has an API version specified at creation.

Field	Details
Body	<p><b>Type</b> textarea</p> <p><b>Properties</b> Create, Nillable, Update</p> <p><b>Description</b> The Apex class definition. Limit: 1 million characters.</p>
BodyCrc	<p><b>Type</b> double</p> <p><b>Properties</b> Create, Defaulted on create, Filter, Nillable, Sort, Update</p> <p><b>Description</b> The CRC (cyclic redundancy check) of the class or trigger file.</p>
IsValid	<p><b>Type</b> boolean</p> <p><b>Properties</b> Create, Defaulted on create, Filter, Group, Sort, Update</p> <p><b>Description</b> Indicates whether any dependent metadata has changed since the class was last compiled (<code>true</code>) or not (<code>false</code>). The default value is <code>false</code>.</p>
LengthWithoutComments	<p><b>Type</b> int</p> <p><b>Properties</b> Create, Filter, Group, Sort, Update</p> <p><b>Description</b> Length of the class without comments.</p>
Name	<p><b>Type</b> string</p> <p><b>Properties</b> Create, Filter, Group, idLookup, Sort, Update</p> <p><b>Description</b> Name of the class. Limit: 255 characters</p>
NamespacePrefix	<p><b>Type</b> string</p>

Field	Details
	<p><b>Properties</b> Filter, Group, Nillable, Sort</p> <p><b>Description</b> The namespace prefix that is associated with this object. Each Developer Edition org that creates a managed package has a unique namespace prefix. Limit: 15 characters. You can refer to a component in a managed package by using the <b><i>namespacePrefix__componentName</i></b> notation.</p> <p>The namespace prefix can have one of the following values.</p> <ul style="list-style-type: none"> <li>In Developer Edition orgs, <code>NamespacePrefix</code> is set to the namespace prefix of the org for all objects that support it, unless an object is in an installed managed package. In that case, the object has the namespace prefix of the installed managed package. This field's value is the namespace prefix of the Developer Edition org of the package developer.</li> <li>In orgs that are not Developer Edition orgs, <code>NamespacePrefix</code> is set only for objects that are part of an installed managed package. All other objects have no namespace prefix.</li> </ul>
Status	<p><b>Type</b> picklist</p> <p><b>Properties</b> Create, Filter, Group, Restricted picklist, Sort, Update</p> <p><b>Description</b> The current status of the Apex class. The following string values are valid:</p> <ul style="list-style-type: none"> <li><code>Active</code>—The class is active.</li> <li><code>Deleted</code>—The class is marked for deletion. This is useful for managed packages, because it allows a class to be deleted when a managed package is updated.</li> <li><code>Inactive</code>—This option is unused and is only supported for ApexTrigger. For more information, see the <a href="#">Metadata API Developer Guide</a>.</li> </ul>

## SEE ALSO:

[ApexTrigger](#)

[Developer Guide: Apex Developer Guide](#)

## ApexComponent

---

Represents a definition for a custom component that can be used in a Visualforce page alongside standard components such as `<apex:relatedList>` and `<apex:dataTable>`.

Represents a definition for a custom component that can be used in a Visualforce page alongside standard components such as `<apex:relatedList>` and `<apex:dataTable>`. For information, see the [Visualforce Developers Guide](#).

## Supported Calls

`create()`, `delete()`, `describeSObjects()`, `getDeleted()`, `getUpdated()`, `query()`, `retrieve()`, `search()`, `update()`, `upsert()`

## Fields

Field	Details
<code>ApiVersion</code>	<p><b>Type</b> double</p> <p><b>Properties</b> Create, Filter, Sort, Update</p> <p><b>Description</b> The API version for this custom component. Every custom component has an API version specified at creation. If the API version is less than 15.0 and <code>ApiVersion</code> is not specified, <code>ApiVersion</code> defaults to 15.0.</p>
<code>ControllerKey</code>	<p><b>Type</b> string</p> <p><b>Properties</b> Create, Filter, Group, Nillable, Sort, Update</p> <p><b>Description</b> The identifier for the controller associated with this custom component:</p> <ul style="list-style-type: none"> <li>• If the <code>ControllerType</code> parameter is set to <code>Standard</code> or <code>StandardSet</code>, this value is the name of the sObject that defines the controller.</li> <li>• If the <code>ControllerType</code> parameter is set to <code>Custom</code>, this value is the name of the Apex class that defines the controller.</li> </ul>
<code>ControllerType</code>	<p><b>Type</b> picklist</p> <p><b>Properties</b> Create, Filter, Group, Restricted picklist, Sort, Update</p> <p><b>Description</b> The type of controller associated with this Visualforce custom component. Possible values include:</p> <ul style="list-style-type: none"> <li>• <code>Not Specified</code>, for custom components defined without a value for the <code>controller</code> attribute on the <code>&lt;apex:component&gt;</code> tag</li> <li>• <code>Standard</code>, a value that can't be used with custom components or errors may occur</li> <li>• <code>StandardSet</code>, a value that can't be used with custom components or errors may occur</li> <li>• <code>Custom</code>, for components that have a value for the <code>controller</code> attribute on the <code>&lt;apex:component&gt;</code> tag</li> </ul>

Field	Details
Description	<p><b>Type</b> textarea</p> <p><b>Properties</b> Create, Filter, Nillable, Sort, Update</p> <p><b>Description</b> Description of the Visualforce custom component.</p>
Markup	<p><b>Type</b> textarea</p> <p><b>Properties</b> Create, Update</p> <p><b>Description</b> The Visualforce markup, HTML, Javascript, and any other Web-enabled code that defines the content of the custom component.</p>
MasterLabel	<p><b>Type</b> string</p> <p><b>Properties</b> Create, Filter, Group, Sort, Update</p> <p><b>Description</b> The text used to identify the Visualforce custom component in the Setup area of Salesforce. The Label for this field is <b>Label</b>.</p>
Name	<p><b>Type</b> string</p> <p><b>Properties</b> Create, Filter, Group, idLookup, Sort, Update</p> <p><b>Description</b> Required. Name of this Visualforce custom component.</p>
NamespacePrefix	<p><b>Type</b> string</p> <p><b>Properties</b> Filter, Group, Nillable, Sort</p> <p><b>Description</b> The namespace prefix that is associated with this object. Each Developer Edition org that creates a managed package has a unique namespace prefix. Limit: 15 characters. You can refer to a component in a managed package by using the <b><i>namespacePrefix__componentName</i></b> notation. The namespace prefix can have one of the following values.</p> <ul style="list-style-type: none"> <li>In Developer Edition orgs, <code>NamespacePrefix</code> is set to the namespace prefix of the org for all objects that support it, unless an object is in an installed managed package.</li> </ul>

Field	Details
	<p>In that case, the object has the namespace prefix of the installed managed package. This field's value is the namespace prefix of the Developer Edition org of the package developer.</p> <ul style="list-style-type: none"> <li>In orgs that are not Developer Edition orgs, <code>NamespacePrefix</code> is set only for objects that are part of an installed managed package. All other objects have no namespace prefix.</li> </ul>

## Usage

Use custom components to encapsulate a common design pattern and then reuse that pattern several times in one or more Visualforce pages. All users who can view Visualforce pages can view custom components, but the "Customize Application" permission is required to create or update custom components.

SEE ALSO:

[ApexPage](#)

[StaticResource](#)

[Developer Guide: Visualforce Developer Guide](#)

## ApexLog

Represents a debug log containing information about a transaction, including information about Apex, Visualforce, and workflow and validation rules. This object is available in API version 19.0 and later.

## Supported Calls

`delete()`, `describeSObjects()`, `query()`, `retrieve()`

## Fields

Field	Details
<code>Application</code>	<p><b>Type</b> string</p> <p><b>Properties</b> Filter, Group, Sort</p> <p><b>Description</b> This value depends on the client type that triggered the log.</p> <ul style="list-style-type: none"> <li>For API clients, this value is the client ID.</li> <li>For browser clients, this value is <code>Browser</code>.</li> </ul>

Field	Details
DurationMilliseconds	<p><b>Type</b> int</p> <p><b>Properties</b> Filter, Group, Sort</p> <p><b>Description</b> Duration of the transaction in milliseconds.</p>
Location	<p><b>Type</b> picklist</p> <p><b>Properties</b> Filter, Group, Nillable, Restricted picklist, Sort</p> <p><b>Description</b> Specifies the location of the origin of the log. Values are:</p> <ul style="list-style-type: none"> <li>• <b>Monitoring</b>—Log is generated as part of debug log monitoring. These types of logs are maintained for seven days or until a user deletes them.</li> <li>• <b>SystemLog</b>—Log is generated from the Developer Console. These types of logs are maintained for 24 hours or until the user clears them.</li> </ul>
LogLength	<p><b>Type</b> int</p> <p><b>Properties</b> Filter, Group, Sort</p> <p><b>Description</b> Length of the log in bytes.</p>
LogUserId	<p><b>Type</b> reference</p> <p><b>Properties</b> Filter, Group, Nillable, Sort</p> <p><b>Description</b> ID of the user whose actions triggered the debug log.</p>
Operation	<p><b>Type</b> string</p> <p><b>Properties</b> Filter, Group, Sort</p> <p><b>Description</b> Name of the operation that triggered the debug log, such as <code>APEXSOAP</code>, <code>Apex Sharing Recalculation</code>, and so on.</p>
Request	<p><b>Type</b> string</p>

Field	Details
	<p><b>Properties</b> Filter, Group, Sort</p> <p><b>Description</b> Request type. Values are:</p> <ul style="list-style-type: none"> <li>• <code>API</code>—Request came from the API</li> <li>• <code>Application</code>—Request came from the Salesforce user interface</li> </ul>
<code>RequestIdentifier</code>	<p><b>Type</b> string</p> <p><b>Properties</b> Filter, Group, Nillable, Sort</p> <p><b>Description</b> The unique identifier of the request that triggered the debug log. Use this request identifier to correlate multiple debug logs triggered by the same request.</p>
<code>StartTime</code>	<p><b>Type</b> dateTime</p> <p><b>Properties</b> Filter, Sort</p> <p><b>Description</b> Start time of the transaction.</p>
<code>Status</code>	<p><b>Type</b> string</p> <p><b>Properties</b> Filter, Group, Sort</p> <p><b>Description</b> Status of the transaction. This value is either <code>Success</code>, or the text of an unhandled Apex exception.</p>

## Usage

You can read information about this object, as well as delete it, but you can't update or insert it.

### SEE ALSO:

[ApexClass](#)

[ApexTrigger](#)

[Developer Guide: Apex Developer Guide](#)



# ApexPage

---

Represents a single Visualforce page.

## Supported Calls

`create()`, `delete()`, `describeSObjects()`, `getDeleted()`, `getUpdated()`, `query()`, `retrieve()`, `search()`, `update()`, `upsert()`

## Fields

Field	Details
<code>ApiVersion</code>	<p><b>Type</b> double</p> <p><b>Properties</b> Create, Filter, Sort, Update</p> <p><b>Description</b> The API version for this page. Every page has an API version specified at creation. If the API version is less than 15.0 and <code>ApiVersion</code> is not specified, <code>ApiVersion</code> defaults to 15.0.</p>
<code>ControllerKey</code>	<p><b>Type</b> string</p> <p><b>Properties</b> Create, Filter, Group, Nillable, Sort, Update</p> <p><b>Description</b> The identifier for the controller associated with this page:</p> <ul style="list-style-type: none"> <li>• If the <code>ControllerType</code> parameter is set to <code>Standard</code> or <code>StandardSet</code>, this value is the name of the sObject that defines the controller.</li> <li>• If the <code>ControllerType</code> parameter is set to <code>Custom</code>, this value is the name of the Apex class that defines the controller.</li> </ul>
<code>ControllerType</code>	<p><b>Type</b> picklist</p> <p><b>Properties</b> Create, Filter, Group, Restricted picklist, Sort, Update</p> <p><b>Description</b> The type of controller associated with this Visualforce page. Possible values include:</p> <ul style="list-style-type: none"> <li>• <code>Not Specified</code>, for pages defined with neither a <code>standardController</code> nor a <code>controller</code> attribute on the <code>&lt;apex:page&gt;</code> tag</li> <li>• <code>Standard</code>, for pages defined with the <code>standardController</code> attribute on the <code>&lt;apex:page&gt;</code> tag</li> </ul>

Field	Details
	<ul style="list-style-type: none"> <li>StandardSet, for pages defined using the <code>standardController</code> and <code>recordSetVar</code> attribute on the <code>&lt;apex:page&gt;</code> tag</li> <li>Custom, for pages defined with the <code>controller</code> attribute on the <code>&lt;apex:page&gt;</code> tag</li> </ul>
Description	<p><b>Type</b> textarea</p> <p><b>Properties</b> Create, Filter, Nillable, Sort, Update</p> <p><b>Description</b> Description of the Visualforce page.</p>
isAvailableInTouch	<p><b>Type</b> boolean</p> <p><b>Properties</b> Create, Defaulted on create, Filter, Group, Sort, Update</p> <p><b>Description</b> Indicates if Visualforce tabs associated with the Visualforce page can be used in the Salesforce mobile app (<code>true</code>) or not (<code>false</code>). (Use of this field for Salesforce Touch is deprecated.) This field is available in API version 27.0 and later.</p> <p>Standard object tabs that are overridden with a Visualforce page aren't supported in the Salesforce mobile app, even if you set this field for the page. The default Salesforce app page for the object is displayed instead of the Visualforce page.</p>
IsConfirmationTokenRequired	<p><b>Type</b> boolean</p> <p><b>Properties</b> Create, Defaulted on create, Filter, Group, Sort, Update</p> <p><b>Description</b> Indicates whether <code>GET</code> requests for the page require a CSRF confirmation token (<code>true</code>) or not (<code>false</code>). This field is available in API version 28.0 and later.</p> <p>If you change this field's value from <code>false</code> to <code>true</code>, links to the page require a CSRF token to be added to them, or the page will be inaccessible.</p>
Markup	<p><b>Type</b> textarea</p> <p><b>Properties</b> Create, Update</p> <p><b>Description</b> The Visualforce markup, HTML, Javascript, and any other Web-enabled code that defines the content of the page.</p>

Field	Details
MasterLabel	<p><b>Type</b> string</p> <p><b>Properties</b> Create, Filter, Group, Sort, Update</p> <p><b>Description</b> The text used to identify the Visualforce page in the Setup area of Salesforce. The Label is <b>Label</b>.</p>
Name	<p><b>Type</b> string</p> <p><b>Properties</b> Create, Filter, Group, idLookup, Sort, Update</p> <p><b>Description</b> Required. Name of this Visualforce page.</p>
NamespacePrefix	<p><b>Type</b> string</p> <p><b>Properties</b> Filter, Group, Nillable, Sort</p> <p><b>Description</b> The namespace prefix that is associated with this object. Each Developer Edition org that creates a managed package has a unique namespace prefix. Limit: 15 characters. You can refer to a component in a managed package by using the <b><i>namespacePrefix__componentName</i></b> notation.</p> <p>The namespace prefix can have one of the following values.</p> <ul style="list-style-type: none"> <li>• In Developer Edition orgs, <code>NamespacePrefix</code> is set to the namespace prefix of the org for all objects that support it, unless an object is in an installed managed package. In that case, the object has the namespace prefix of the installed managed package. This field's value is the namespace prefix of the Developer Edition org of the package developer.</li> <li>• In orgs that are not Developer Edition orgs, <code>NamespacePrefix</code> is set only for objects that are part of an installed managed package. All other objects have no namespace prefix.</li> </ul>

## Usage

Use Visualforce pages to add custom content that extends the base Salesforce application functionality. All users in Visualforce-enabled organizations can view Visualforce pages, but the “Customize Application” permission is required to create or update them.

SEE ALSO:

[ApexComponent](#)

[StaticResource](#)

[Developer Guide: Visualforce Developer Guide](#)

## ApexPageInfo

---

Represents metadata about a single Visualforce page. This object is available in API version 48.0 and later.

## Supported Calls

`describeSObjects()`, `query()`


## Special Access Rules

As of Summer '20 and later, this object can only be accessed by users who can view a particular Visualforce page, and users with the View Setup and Configuration permission.

## Fields

Field	Details
<code>ApexPageId</code>	<p><b>Type</b> string</p> <p><b>Properties</b> Filter, Group, Sort</p> <p><b>Description</b> ID for the Visualforce page.</p>
<code>ApiVersion</code>	<p><b>Type</b> double</p> <p><b>Properties</b> Filter, Sort</p> <p><b>Description</b> The API version for the page. Every page has an API version specified at creation. If the API version is less than 15.0 and <code>ApiVersion</code> is not specified, <code>ApiVersion</code> defaults to 15.0.</p>

Field	Details
Description	<p><b>Type</b> textarea</p> <p><b>Properties</b> Filter, Nillable, Sort</p> <p><b>Description</b> Description of the Visualforce page.</p>
DurableId	<p><b>Type</b> string</p> <p><b>Properties</b> Filter, Group, Nillable, Sort</p> <p><b>Description</b> For internal use only.</p>
IsAvailableInTouch	<p><b>Type</b> boolean</p> <p><b>Properties</b> Defaulted on create, Filter, Group, Sort</p> <p><b>Description</b> Indicates if Visualforce tabs associated with the Visualforce page can be used in the Salesforce app (<code>true</code>) or not (<code>false</code>). The default value is <code>false</code>.</p>
IsShowHeader	<p><b>Type</b> string</p> <p><b>Properties</b> Filter, Group, Nillable, Sort</p> <p><b>Description</b> The <code>showHeader</code> value for the Visualforce page. This will be “unknown” if the Visualforce page uses an expression to compute <code>showHeader</code>. The default value is <code>true</code>.</p>
MasterLabel	<p><b>Type</b> string</p> <p><b>Properties</b> Filter, Group, Nillable, Sort</p> <p><b>Description</b> The text used to identify the Visualforce page in the Setup area of Salesforce.</p>
Name	<p><b>Type</b> string</p> <p><b>Properties</b> Filter, Group, Sort</p>

Field	Details
	<p><b>Description</b></p> <p>Developer name of the Visualforce page.</p>
NamespacePrefix	<p><b>Type</b></p> <p>string</p> <p><b>Properties</b></p> <p>Filter, Nillable, Sort</p> <p><b>Description</b></p> <p>The namespace prefix associated with this object. Each Developer Edition org that creates a managed package has a unique namespace prefix. Limit: 15 characters. You can refer to a component in a managed package by using the <code>namespacePrefix__componentName</code> notation.</p> <p>The namespace prefix can have one of the following values.</p> <ul style="list-style-type: none"> <li>In Developer Edition orgs, the namespace prefix is set to the namespace prefix of the org for all objects that support it.</li> <li> <b>Note:</b> If an object is in an installed managed package, the object has the namespace prefix of the installed managed package. This field's value is the namespace prefix of the Developer Edition org of the package developer.</li> <li>In non-Developer Edition orgs, <code>NamespacePrefix</code> is only set for objects that are part of an installed managed package. Objects outside of an installed managed package do not have a namespace prefix.</li> </ul>

## Usage

Use `ApexPageInfo` to query limited metadata about Visualforce pages. Some of this metadata corresponds to settings for a Visualforce page available in Visualforce Pages. To access Visualforce Pages, from *Setup*, in the *Quick Find* box, enter *Custom Code*. Then, select Visualforce Pages. Other values are only available via API. Use `ApexPageInfo` in [Visualforce pages](#) to add custom content that extends the base Salesforce application functionality.

Users can only query `ApexPageInfo` records if they can display the associated Visualforce page, or if they have the View Setup & Configuration permission. Allow users to view Visualforce pages by modifying their user profile or assigning permission sets.

## ApexTestQueueItem

Represents a single Apex class in the Apex job queue. This object is available in API version 23.0 and later.

This object is available in API version 23.0 and later.

## Supported Calls

`create()`, `describeSObjects()`, `query()`, `retrieve()`, `update()`, `upsert()`

## Special Access Rules

The `enableApexTestReqViewSetup` field on the `ApexSettings` metadata type controls the activation of the critical update “Require View Setup permission to access Apex test data”. In API version 49.0 and later, when the field is set to `true`, users must have the View Setup and Configuration permission to access this object.

## Fields

Field Name	Description
<code>ApexClassId</code>	<p><b>Type</b> reference</p> <p><b>Properties</b> Create, Filter, Group, Sort</p> <p><b>Description</b> The Apex class whose tests are to be executed.</p>
<code>ExtendedStatus</code>	<p><b>Type</b> string</p> <p><b>Properties</b> Filter, Nillable, Sort</p> <p><b>Description</b> The pass rate of the test run. For example: “(4/6)”. This means that four out of a total of six tests passed. If the class fails to execute, this field contains the cause of the failure.</p>
<code>ParentJobId</code>	<p><b>Type</b> reference</p> <p><b>Properties</b> Filter, Group, Nillable, Sort</p> <p><b>Description</b> Points to the <code>AsyncApexJob</code> that represents the entire test run. If you insert multiple Apex test queue items in a single bulk operation, the queue items share the same parent job. This means that a test run can consist of the execution of the tests of several classes if all the test queue items are inserted in the same bulk operation.</p>
<code>ShouldSkipCodeCoverage</code>	<p><b>Type</b> boolean</p> <p><b>Properties</b> Create, Defaulted on create, Filter, Group, Sort, Update</p>

Field Name	Description
	<p><b>Description</b></p> <p>Indicates whether to opt out of collecting code coverage information during Apex test runs. Available in API version 43.0 and later.</p>
Status	<p><b>Type</b></p> <p>picklist</p> <p><b>Properties</b></p> <p>Filter, Group, Restricted picklist, Sort, Update</p> <p><b>Description</b></p> <p>The status of the job. Valid values are:</p> <ul style="list-style-type: none"> <li>• Holding<sup>1</sup></li> <li>• Queued</li> <li>• Preparing</li> <li>• Processing</li> <li>• Aborted</li> <li>• Completed</li> <li>• Failed</li> </ul> <p><sup>1</sup> This status applies to batch jobs in the Apex flex queue.</p>
TestRunResultID	<p><b>Type</b></p> <p>reference</p> <p><b>Properties</b></p> <p>Filter, Group, Nillable, Sort</p> <p><b>Description</b></p> <p>The ID of the associated <a href="#">ApexTestRunResult</a> object.</p>

## Usage

Insert an `ApexTestQueueItem` object to place its corresponding Apex class in the Apex job queue for execution. The Apex job executes the test methods in the class.

To abort a class that is in the Apex job queue, perform an update operation on the `ApexTestQueueItem` object and set its `Status` field to `Aborted`.

If you insert multiple Apex test queue items in a single bulk operation, the queue items share the same parent job. This means that a test run can consist of the execution of the tests of several classes if all the test queue items are inserted in the same bulk operation.

## ApexTestResult

Represents the result of an Apex test method execution. This object is available in API version 23.0 and later.



## Supported Calls

`create()`, `delete()`, `describeSObjects()`, `query()`, `retrieve()`, `update()`, `upsert()`

## Special Access Rules

The `enableApexTestReqViewSetup` field on the `ApexSettings` metadata type controls the activation of the critical update “Require View Setup permission to access Apex test data”. In API version 49.0 and later, when the field is set to `true`, users must have the View Setup and Configuration permission to access this object.

## Fields

Field Name	Details
<code>ApexClassId</code>	<p><b>Type</b> reference</p> <p><b>Properties</b> Create, Filter, Group, Sort, Update</p> <p><b>Description</b> The Apex class whose test methods were executed.</p>
<code>ApexLogId</code>	<p><b>Type</b> reference</p> <p><b>Properties</b> Create, Filter, Group, Nillable, Sort, Update</p> <p><b>Description</b> Points to the <code>ApexLog</code> for this test method execution if debug logging is enabled; otherwise, <code>null</code>.</p>
<code>ApexTestRunResultId</code>	<p><b>Type</b> reference</p> <p><b>Properties</b> Create, Filter, Group, Nillable, Sort, Update</p> <p><b>Description</b> The ID of the <a href="#">ApexTestRunResult</a> that represents the entire test run.</p>
<code>AsyncApexJobId</code>	<p><b>Type</b> reference</p> <p><b>Properties</b> Create, Filter, Group, Nillable, Sort, Update</p> <p><b>Description</b> Points to the <code>AsyncApexJob</code> that represents the entire test run.</p>

Field Name	Details
	<p>This field points to the same object as <a href="#">ApexTestQueueItem.ParentJobId</a>.</p>
Message	<p><b>Type</b> string</p> <p><b>Properties</b> Create, Filter, Nillable, Sort, Update</p> <p><b>Description</b> The exception error message if a test failure occurs; otherwise, null.</p>
MethodName	<p><b>Type</b> string</p> <p><b>Properties</b> Create, Filter, Group, Nillable, Sort, Update</p> <p><b>Description</b> The test method name.</p>
Outcome	<p><b>Type</b> picklist</p> <p><b>Properties</b> Create, Filter, Group, Restricted picklist, Sort, Update</p> <p><b>Description</b> The result of the test method execution. Can be one of these values:</p> <ul style="list-style-type: none"> <li>• Pass</li> <li>• Fail</li> <li>• CompileFail</li> <li>• Skip</li> </ul>
QueueItemId	<p><b>Type</b> reference</p> <p><b>Properties</b> Create, Filter, Group, Nillable, Sort, Update</p> <p><b>Description</b> Points to the <a href="#">ApexTestQueueItem</a> which is the class that this test method is part of.</p>
RunTime	<p><b>Type</b> int</p> <p><b>Properties</b> Create, Filter, Group, Nillable, Sort, Update</p>

Field Name	Details
	<p><b>Description</b></p> <p>The time it took the test method to run, in milliseconds.</p>
StackTrace	<p><b>Type</b></p> <p>string</p> <p><b>Properties</b></p> <p>Create, Filter, Nillable, Sort, Update</p> <p><b>Description</b></p> <p>The Apex stack trace if the test failed; otherwise, null.</p>
TestTimestamp	<p><b>Type</b></p> <p>dateTime</p> <p><b>Properties</b></p> <p>Create, Filter, Sort, Update</p> <p><b>Description</b></p> <p>The start time of the test method.</p>

## Usage

You can query the fields of the `ApexTestResult` record that corresponds to a test method executed as part of an Apex class execution.

Each test method execution is represented by a single `ApexTestResult` record. For example, if an Apex test class contains six test methods, six `ApexTestResult` records are created. These records are in addition to the `ApexTestQueueItem` record that represents the Apex class.

Each `ApexTestResult` record has an associated [ApexTestResultLimits](#) on page 279 record, which captures the Apex limits used during execution of the test method.

## ApexTestResultLimits

Captures the Apex test limits used for a particular test method execution. An instance of this object is associated with each `ApexTestResult` record. This object is available in API version 37.0 and later.

## Supported Calls

`create()`, `delete()`, `describeObjects()`, `query()`, `retrieve()`, `update()`, `upsert()`

## Special Access Rules

The `enableApexTestReqViewSetup` field on the `ApexSettings` metadata type controls the activation of the critical update “Require View Setup permission to access Apex test data”. In API version 49.0 and later, when the field is set to `true`, users must have the View Setup and Configuration permission to access this object.

## Fields

Field Name	Details
<code>ApexTestResultId</code>	<p><b>Type</b> reference</p> <p><b>Properties</b> Create, Filter, Group, Sort</p> <p><b>Description</b> The ID of the associated <a href="#">ApexTestResult</a> object.</p>
<code>AsyncCalls</code>	<p><b>Type</b> int</p> <p><b>Properties</b> Create, Filter, Group, Sort, Update</p> <p><b>Description</b> The number of asynchronous calls made during the test run.</p>
<code>Callouts</code>	<p><b>Type</b> int</p> <p><b>Properties</b> Create, Filter, Group, Sort, Update</p> <p><b>Description</b> The number of callouts made during the test run.</p>
<code>Cpu</code>	<p><b>Type</b> int</p> <p><b>Properties</b> Create, Filter, Group, Sort, Update</p> <p><b>Description</b> The amount of CPU used during the test run, in milliseconds.</p>
<code>Dml</code>	<p><b>Type</b> int</p> <p><b>Properties</b> Create, Filter, Group, Sort, Update</p>

Field Name	Details
	<p><b>Description</b></p> <p>The number of DML statements made during the test run.</p>
DmlRows	<p><b>Type</b></p> <p>int</p> <p><b>Properties</b></p> <p>Create, Filter, Group, Sort, Update</p> <p><b>Description</b></p> <p>The number of rows accessed by DML statements during the test run.</p>
Email	<p><b>Type</b></p> <p>int</p> <p><b>Properties</b></p> <p>Create, Filter, Group, Sort, Update</p> <p><b>Description</b></p> <p>The number of email invocations made during the test run.</p>
LimitContext	<p><b>Type</b></p> <p>string</p> <p><b>Properties</b></p> <p>Create, Filter, Group, Nillable, Sort, Update</p> <p><b>Description</b></p> <p>Indicates whether the test run was synchronous or asynchronous.</p>
LimitExceptions	<p><b>Type</b></p> <p>string</p> <p><b>Properties</b></p> <p>Create, Filter, Group, Nillable, Sort, Update</p> <p><b>Description</b></p> <p>Indicates whether your org has any limits that differ from the default limits.</p>
MobilePush	<p><b>Type</b></p> <p>int</p> <p><b>Properties</b></p> <p>Create, Filter, Group, Sort, Update</p> <p><b>Description</b></p> <p>The number of mobile push calls made during the test run.</p>
QueryRows	<p><b>Type</b></p> <p>int</p>

Field Name	Details
	<p><b>Properties</b> Create, Filter, Group, Sort, Update</p> <p><b>Description</b> The number of rows queried during the test run.</p>
Soql	<p><b>Type</b> int</p> <p><b>Properties</b> Create, Filter, Group, Sort, Update</p> <p><b>Description</b> The number of SOQL queries made during the test run.</p>
Sosl	<p><b>Type</b> int</p> <p><b>Properties</b> Create, Filter, Group, Sort, Update</p> <p><b>Description</b> The number of SOSL queries made during the test run.</p>

## Usage

The ApexTestResultLimits object is populated for each test method execution, and it captures the limits used between the Test.startTest() and Test.stopTest() methods. If startTest() and stopTest() aren't called, limits usage is not captured. Note the following:

- The associated test method must be run asynchronously.
- Limits for asynchronous Apex operations (batch, scheduled, future, and queueable) that are called within test methods are not captured.
- Limits are captured only for the default namespace.

## ApexTestRunResult

Contains summary information about all the test methods that were run in a particular Apex job. This object is available in API version 37.0 and later.

## Supported Calls

`create()`, `delete()`, `describeSObjects()`, `query()`, `retrieve()`, `update()`, `upsert()`

## Special Access Rules

The `enableApexTestReqViewSetup` field on the `ApexSettings` metadata type controls the activation of the critical update “Require View Setup permission to access Apex test data”. In API version 49.0 and later, when the field is set to `true`, users must have the View Setup and Configuration permission to access this object.

## Fields

Field Name	Details
<code>AsyncApexJobId</code>	<p><b>Type</b> reference</p> <p><b>Properties</b> Create, Filter, Group, Nillable, Sort, Update</p> <p><b>Description</b> The parent Apex job ID for the result.</p>
<code>ClassesCompleted</code>	<p><b>Type</b> int</p> <p><b>Properties</b> Create, Filter, Group, Nillable, Sort, Update</p> <p><b>Description</b> The total number of classes executed during the test run.</p>
<code>ClassesEnqueued</code>	<p><b>Type</b> int</p> <p><b>Properties</b> Create, Filter, Group, Sort, Update</p> <p><b>Description</b> The total number of classes enqueued during the test run.</p>
<code>EndTime</code>	<p><b>Type</b> dateTime</p> <p><b>Properties</b> Create, Filter, Nillable, Sort, Update</p> <p><b>Description</b> The time at which the test run ended.</p>
<code>IsAllTests</code>	<p><b>Type</b> boolean</p> <p><b>Properties</b> Create, Defaulted on create, Filter, Group, Sort, Update</p>

Field Name	Details
	<p><b>Description</b></p> <p>Indicates whether all Apex test classes were run.</p>
JobName	<p><b>Type</b></p> <p>string</p> <p><b>Properties</b></p> <p>Create, Filter, Group, Nillable, Sort, Update</p> <p><b>Description</b></p> <p>Reserved for future use.</p>
MethodsCompleted	<p><b>Type</b></p> <p>int</p> <p><b>Properties</b></p> <p>Create, Filter, Group, Nillable, Sort, Update</p> <p><b>Description</b></p> <p>The total number of methods completed during the test run. This value is updated after each class is run.</p>
MethodsEnqueued	<p><b>Type</b></p> <p>int</p> <p><b>Properties</b></p> <p>Create, Filter, Group, Nillable, Sort, Update</p> <p><b>Description</b></p> <p>The total number of methods enqueued for the test run. This value is initialized before the test runs.</p>
MethodsFailed	<p><b>Type</b></p> <p>int</p> <p><b>Properties</b></p> <p>Create, Filter, Group, Nillable, Sort, Update</p> <p><b>Description</b></p> <p>The total number of methods that failed during this test run. This value is updated after each class is run.</p>
Source	<p><b>Type</b></p> <p>string</p> <p><b>Properties</b></p> <p>Create, Filter, Group, Nillable, Sort, Update</p> <p><b>Description</b></p> <p>The source of the test run, such as the Developer Console.</p>



Field Name	Details
StartTime	<p><b>Type</b> dateTime</p> <p><b>Properties</b> Create, Filter, Sort, Update</p> <p><b>Description</b> The time at which the test run started.</p>
Status	<p><b>Type</b> picklist</p> <p><b>Properties</b> Create, Filter, Group, Restricted picklist, Sort, Update</p> <p><b>Description</b> The status of the test run. Values include:</p> <ul style="list-style-type: none"><li>• Queued</li><li>• Processing</li><li>• Aborted</li><li>• Completed</li><li>• Failed</li></ul>
TestTime	<p><b>Type</b> int</p> <p><b>Properties</b> Create, Filter, Group, Nillable, Sort, Update</p> <p><b>Description</b> The time it took the test to run, in seconds.</p>
UserId	<p><b>Type</b> reference</p> <p><b>Properties</b> Create, Filter, Group, Nillable, Sort, Update</p> <p><b>Description</b> The user who ran the test run.</p>

## ApexTestSuite

---

Represents a suite of Apex classes to include in a test run. A TestSuiteMembership object associates each class with the suite. This object is available in API version 36.0 and later.

## Supported Calls

`create()`, `delete()`, `describeObjects()`, `query()`, `retrieve()`, `update()`, `upsert()`

## Special Access Rules

The `enableApexTestReqViewSetup` field on the `ApexSettings` metadata type controls the activation of the critical update “Require View Setup permission to access Apex test data”. In API version 49.0 and later, when the field is set to `true`, users must have the View Setup and Configuration permission to access this object.

## Fields

Field Name	Description
<code>TestSuiteName</code>	<p><b>Type</b> string</p> <p><b>Properties</b> Create, Filter, Group, Sort, Unique, Update</p> <p><b>Description</b> The name of the Apex test suite. This label appears in the user interface. This value is case-sensitive and must be unique.</p>

## Usage

Insert a `TestSuiteMembership` object using an API call to associate an Apex class with an `ApexTestSuite` object. (`ApexTestSuite` and `TestSuiteMembership` aren't editable through Apex DML.) To remove the class from the test suite, delete the `TestSuiteMembership` object. If you delete an Apex test class or test suite, all `TestSuiteMembership` objects that contain that class or suite are deleted.

The following SOQL query returns the membership object that relates this Apex class to this test suite.


```
SELECT Id FROM TestSuiteMembership WHERE ApexClassId = '01pD0000000Fhy9IAC'
AND ApexTestSuiteId = '05FD00000004CDBMA2'
```

SEE ALSO:

[TestSuiteMembership](#)

## ApexTrigger

Represents an Apex trigger.

 **Note:** Although Apex classes and triggers have the Create and Update field properties, a runtime exception occurs if you try to create or update them using the API. Instead, use the Ant Migration Tool, the Salesforce user interface, or the Salesforce Extensions for Visual Studio Code to create or update Apex classes or triggers.


## Supported Calls


`create()`, `delete()`, `describeSObjects()`, `getDeleted()`, `getUpdated()`, `query()`, `retrieve()`, `search()`, `update()`, `upsert()`

## Fields

Field	Details
<code>ApiVersion</code>	<p><b>Type</b> double</p> <p><b>Properties</b> Create, Filter, Sort, Update</p> <p><b>Description</b> The API version for this trigger. Every trigger has an API version specified at creation.</p>
<code>Body</code>	<p><b>Type</b> textarea</p> <p><b>Properties</b> Create, Nillable, Update</p> <p><b>Description</b> The Apex trigger definition. Limit: 1 million characters.</p>
<code>bodyCrc</code>	<p><b>Type</b> double</p> <p><b>Properties</b> Create, Defaulted on create, Filter, Nillable, Sort, Update</p> <p><b>Description</b> The CRC (cyclic redundancy check) of the class or trigger file.</p>
<code>IsValid</code>	<p><b>Type</b> boolean</p> <p><b>Properties</b> Create, Defaulted on create, Filter, Group, Sort, Update</p> <p><b>Description</b> Indicates whether any dependent metadata has changed since the trigger was last compiled (<code>true</code>) or not (<code>false</code>).</p>
<code>LengthWithoutComments</code>	<p><b>Type</b> int</p> <p><b>Properties</b> Create, Filter, Group, Sort, Update</p>

Field	Details
	<p><b>Description</b> Length of the trigger without comments</p>
Name	<p><b>Type</b> string</p> <p><b>Properties</b> Create, Filter, Group, idLookup, Sort, Update</p> <p><b>Description</b> Name of the trigger. Limit: 255 characters</p>
NamespacePrefix	<p><b>Type</b> string</p> <p><b>Properties</b> Filter, Group, Nillable, Sort</p> <p><b>Description</b> The namespace prefix that is associated with this object. Each Developer Edition org that creates a managed package has a unique namespace prefix. Limit: 15 characters. You can refer to a component in a managed package by using the <b><i>namespacePrefix__componentName</i></b> notation. The namespace prefix can have one of the following values.</p> <ul style="list-style-type: none"> <li>• In Developer Edition orgs, <code>NamespacePrefix</code> is set to the namespace prefix of the org for all objects that support it, unless an object is in an installed managed package. In that case, the object has the namespace prefix of the installed managed package. This field's value is the namespace prefix of the Developer Edition org of the package developer.</li> <li>• In orgs that are not Developer Edition orgs, <code>NamespacePrefix</code> is set only for objects that are part of an installed managed package. All other objects have no namespace prefix.</li> </ul>
Status	<p><b>Type</b> picklist</p> <p><b>Properties</b> Create, Filter, Group, Restricted picklist, Sort, Update</p> <p><b>Description</b> The current status of the Apex trigger. The following string values are valid:</p> <ul style="list-style-type: none"> <li>• <code>Active</code>—The trigger is active.</li> <li>• <code>Inactive</code>—The trigger is inactive, but not deleted.</li> <li>• <code>Deleted</code>—The trigger is marked for deletion. This is useful for managed packages, because it allows a class to be deleted when a managed package is updated.</li> </ul>

Field	Details
	 <b>Note:</b> <code>Inactive</code> is not valid for ApexClass. For more information, see the <a href="#">Metadata API Developer Guide</a> .
TableEnumOrId	<p><b>Type</b> picklist</p> <p><b>Properties</b> Create, Filter, Group, Nillable, Restricted picklist, Sort, Update</p> <p><b>Description</b> Specifies the object associated with the trigger, such as Account or Contact.</p>
UsageAfterDelete	<p><b>Type</b> boolean</p> <p><b>Properties</b> Create, Filter, Update</p> <p><b>Description</b> Specifies whether the trigger is an <code>after delete</code> trigger (<code>true</code>) or not (<code>false</code>).</p>
UsageAfterInsert	<p><b>Type</b> boolean</p> <p><b>Properties</b> Create, Filter, Update</p> <p><b>Description</b> Specifies whether the trigger is an <code>after insert</code> trigger (<code>true</code>) or not (<code>false</code>).</p>
UsageAfterUndelete	<p><b>Type</b> boolean</p> <p><b>Properties</b> Create, Filter, Update</p> <p><b>Description</b> Specifies whether the trigger is an <code>after undelete</code> trigger (<code>true</code>) or not (<code>false</code>).</p>
UsageAfterUpdate	<p><b>Type</b> boolean</p> <p><b>Properties</b> Create, Filter, Update</p> <p><b>Description</b> Specifies whether the trigger is an <code>after update</code> trigger (<code>true</code>) or not (<code>false</code>).</p>
UsageBeforeDelete	<p><b>Type</b> boolean</p> <p><b>Properties</b> Create, Filter, Update</p>

Field	Details
	<p><b>Description</b> Specifies whether the trigger is a <code>before delete</code> trigger (<code>true</code>) or not (<code>false</code>).</p>
<code>UsageBeforeInsert</code>	<p><b>Type</b> boolean</p> <p><b>Properties</b> Create, Filter, Update</p> <p><b>Description</b> Specifies whether the trigger is a <code>before insert</code> trigger (<code>true</code>) or not (<code>false</code>).</p>
<code>UsageBeforeUpdate</code>	<p><b>Type</b> boolean</p> <p><b>Properties</b> Create, Filter, Update</p> <p><b>Description</b> Specifies whether the trigger is a <code>before update</code> trigger (<code>true</code>) or not (<code>false</code>).</p>
<code>UsageIsBulk</code>	<p><b>Type</b> boolean</p> <p><b>Properties</b> Create, Filter, Update</p> <p><b>Description</b> Specifies whether the trigger is defined as a bulk trigger (<code>true</code>) or not (<code>false</code>).</p> <p> <b>Note:</b> This field is not used for Apex triggers saved using Salesforce API version 10.0 or higher: all triggers starting with that version are automatically considered bulk, and this field will always return <code>true</code>.</p>

## SEE ALSO:

[ApexClass](#)[Developer Guide: Apex Developer Guide](#)

## AppAnalyticsQueryRequest

---

Represents a request for AppExchange App Analytics data.

AppExchange App Analytics is available for packages that have passed security review and are registered to a License Management App. Usage data is provided as log files, as month-based usage summaries, or as point-in-time subscriber snapshots. Log files, monthly summaries, and subscriber snapshots are downloadable comma-separated value (.csv) files.


## Supported Calls


`create()`, `delete()`, `describeObjects()`, `getDeleted()`, `getUpdated()`, `query()`, `retrieve()`, `undelete()`, `update()`, `upsert()`

## Special Access Rules



See [Request AppExchange App Analytics](#) in the ISVforce Guide.

## Fields

Field Name	Details
<code>DataType</code>	<p><b>Type</b> picklist</p> <p><b>Properties</b> Create, Filter, Group, Restricted picklist, Sort</p> <p><b>Description</b> The type of usage data being requested. Valid values include:</p> <ul style="list-style-type: none"> <li>• <code>PackageUsageLog</code></li> <li>• <code>PackageUsageSummary</code></li> <li>• <code>SubscriberSnapshot</code></li> </ul> <p> <b>Note:</b> In Summer '20, we changed the enum names from <code>CustomObjectUsageSummary</code> and <code>CustomObjectUsageLog</code> to <code>PackageUsageSummary</code> and <code>PackageUsageLog</code>.</p> <p>If you wrote integrations using <code>CustomObjectUsageSummary</code> or <code>CustomObjectUsageLog</code>, they continue to work only with v47 and earlier. Once you upgrade to v48, you must update the <code>DataType</code> to <code>PackageUsageSummary</code> and <code>PackageUsageLog</code>.</p>
<code>DownloadExpirationTime</code>	<p><b>Type</b> dateTime</p> <p><b>Properties</b> Filter, Nillable, Sort</p> <p><b>Description</b> The time when the download URL is no longer valid.</p>
<code>DownloadSize</code>	<p><b>Type</b> int</p> <p><b>Properties</b> Filter, Nillable, Sort</p>

Field Name	Details
	<p><b>Description</b></p> <p>The size of the AppExchange App Analytics results file available for download, in bytes.</p>
DownloadUrl	<p><b>Type</b></p> <p>url</p> <p><b>Properties</b></p> <p>, Nillable,</p> <p><b>Description</b></p> <p>URL from which the requested data can be downloaded. Populated once the request is completed.</p>
EndTime	<p><b>Type</b></p> <p>dateTime</p> <p><b>Properties</b></p> <p>Create, Filter, Nillable, Sort</p> <p><b>Description</b></p> <p>Enter end time in format yyyy-MM-ddTHH:mm:ss.</p> <p>Example</p> <p>2019-04-15T12:00:00</p> <p> <b>Note:</b> In a 24-hour period, you can request a maximum of 7 days of log files.</p>
ErrorMessage	<p><b>Type</b></p> <p>string</p> <p><b>Properties</b></p> <p>Filter, Group, Nillable, Sort</p> <p><b>Description</b></p> <p>Stores error message text that results from this query.</p>
LastReferencedDate	<p><b>Type</b></p> <p>dateTime</p> <p><b>Properties</b></p> <p>Filter, Nillable, Sort</p> <p><b>Description</b></p> <p>The timestamp for when the current user last viewed a record related to this record.</p>
LastViewedDate	<p><b>Type</b></p> <p>dateTime</p>



Field Name	Details
	<p><b>Properties</b> Filter, Nillable, Sort</p> <p><b>Description</b> The timestamp for when the current user last viewed this record. If this value is null, it's possible that this record was referenced (LastReferencedDate) and not viewed.</p>
Name	<p><b>Type</b> string</p> <p><b>Properties</b> Autonumber, Defaulted on create, Filter, idLookup, Sort</p> <p><b>Description</b> The auto-generated name of the App Analytics query request.</p>
OrganizationIds	<p><b>Type</b> string</p> <p><b>Properties</b> Create, Filter, Group, Nillable, Sort</p> <p><b>Description</b> Optional. Enter up to 16 comma-separated org IDs without spaces between IDs. Or enter up to 15 comma-separated org IDs with spaces between the IDs. To request data for all the orgs the package is installed in, leave the field blank.</p> <p> <b>Note:</b> Enter at least one package ID or one org ID, you can't leave both fields blank.</p>
PackageIds	<p><b>Type</b> string</p> <p><b>Properties</b> Create, Filter, Group, Nillable, Sort</p> <p><b>Description</b> Optional. Enter up to 16 comma-separated package IDs without spaces between IDs. Or enter up to 15 comma-separated package IDs with spaces between the IDs. To request data on all packages registered to this LMA, leave the field blank.</p> <p> <b>Note:</b> Enter at least one package ID or one org ID, you can't leave both fields blank.</p>
RequestState	<p><b>Type</b> picklist</p>

**Field Name****Details****Properties**

Defaulted on create, Filter, Group, Nillable, Restricted picklist, Sort

**Description**

Status of the query request. Valid values are:

- New
- Pending
- Complete
- Expired
- Failed
- NoData

## StartTime

**Type**

dateTime

**Properties**

Create, Filter, Sort

**Description**

Required. Enter start time in format yyyy-MM-ddTHH:mm:ss.

Example

2019-04-14T12:00:00



**Note:** In a 24-hour period, you can request a maximum of 7 days of log files.

## Usage

To request usage data, log into the License Management Org (LMO) that your package is registered to, and initiate the API request from the LMO.

See [Download Package Log Files, Usage Summaries, and Subscriber Snapshots](#) in the ISVforce Guide.

If requests to view data regarding packages are inactive for 90 days, we stop collecting the log file data. To resume data collection for package log files, [Request AppExchange App Analytics](#) in the Partner Community.

## AppDefinition

Represents the metadata of an app and its navigation items. Metadata is returned only for apps that the current user can access. This object is available in API version 43.0 and later.

## Supported Calls

`query()`

## Fields

Field Name	Details
Description	<p><b>Type</b> string</p> <p><b>Properties</b> Filter, Group, Nillable, Sort</p> <p><b>Description</b> The optional description of the application.</p>
DeveloperName	<p><b>Type</b> string</p> <p><b>Properties</b> Filter, Group, Nillable, Sort</p> <p><b>Description</b> The developer name of the application.</p>
DurableId	<p><b>Type</b> string</p> <p><b>Properties</b> Filter, Group, Nillable, Sort</p> <p><b>Description</b> A unique virtual Salesforce ID for the application.</p>
HeaderColor	<p><b>Type</b> string</p> <p><b>Properties</b> Filter, Group, Nillable, Sort</p> <p><b>Description</b> The header color in the application. Specify the color with a hexadecimal code, such as #0000FF for blue.</p>
Id	<p><b>Type</b> ID</p> <p><b>Properties</b> Defaulted on create, Filter, Group, idLookup, Sort</p> <p><b>Description</b> A default Salesforce ID.</p>
IsLargeFormFactorSupported	<p><b>Type</b> boolean</p> <p><b>Properties</b> Defaulted on create, Filter, Group, Sort</p>

Field Name	Details
	<p><b>Description</b></p> <p>Indicates whether the Large form factor is set in the <code>CustomApplication</code> metadata.</p>
<code>IsMediumFormFactorSupported</code>	<p><b>Type</b></p> <p>boolean</p> <p><b>Properties</b></p> <p>Defaulted on create, Filter, Group, Sort</p> <p><b>Description</b></p> <p>Indicates whether the Medium form factor is set in the <code>CustomApplication</code> metadata.</p>
<code>IsNavAutoTempTabsDisabled</code>	<p><b>Type</b></p> <p>boolean</p> <p><b>Properties</b></p> <p>Defaulted on create, Filter, Group, Sort</p> <p><b>Description</b></p> <p>Indicates whether the navigation automatically creates temporary tabs settings.</p>
<code>IsNavPersonalizationDisabled</code>	<p><b>Type</b></p> <p>boolean</p> <p><b>Properties</b></p> <p>Defaulted on create, Filter, Group, Sort</p> <p><b>Description</b></p> <p>Indicates whether navigation personalization is disabled.</p>
<code>IsOverrideOrgTheme</code>	<p><b>Type</b></p> <p>boolean</p> <p><b>Properties</b></p> <p>Defaulted on create, Filter, Group, Sort</p> <p><b>Description</b></p> <p>Indicates whether to override the global theme for the org. When <code>true</code>, the color scheme and logo that the user has set are used. When <code>false</code>, the global theme for the org is used, even if the user has set a color scheme and logo.</p>
<code>IsSmallFormFactorSupported</code>	<p><b>Type</b></p> <p>boolean</p> <p><b>Properties</b></p> <p>Defaulted on create, Filter, Group, Sort</p> <p><b>Description</b></p> <p>Indicates whether the Small form factor is set in the <code>CustomApplication</code> metadata.</p>

Field Name	Details
Label	<p><b>Type</b> string</p> <p><b>Properties</b> Filter, Nillable, Sort</p> <p><b>Description</b> The localized label value corresponding to the MasterLabel field.</p>
LogoUrl	<p><b>Type</b> url</p> <p><b>Properties</b> Filter, Group, Nillable, Sort</p> <p><b>Description</b> The logo URL of the application as selected by the admin.</p>
MasterLabel	<p><b>Type</b> string</p> <p><b>Properties</b> Filter, Group, Nillable, Sort</p> <p><b>Description</b> The non-translated label entered when the application was created.</p>
NamespacePrefix	<p><b>Type</b> string</p> <p><b>Properties</b> Filter, Group, Nillable, Sort</p> <p><b>Description</b> The namespace of the application.</p>
NavType	<p><b>Type</b> picklist</p> <p><b>Properties</b> Filter, Group, Nillable, Restricted picklist, Sort</p> <p><b>Description</b> The type of navigation for the application. The value <code>Standard</code> is for Lightning Experience. The value <code>Console</code> is for Salesforce console. A null value is for Salesforce Classic.</p>
UiType	<p><b>Type</b> picklist</p> <p><b>Properties</b> Filter, Group, Nillable, Restricted picklist, Sort</p>

Field Name	Details
	<p><b>Description</b></p> <p>Indicates the type of custom application. The value <code>Aloha</code> is for Salesforce Classic, and <code>Lightning</code> is for Lightning Experience.</p>
UtilityBar	<p><b>Type</b></p> <p>string</p> <p><b>Properties</b></p> <p>Filter, Group, Nillable, Sort</p> <p><b>Description</b></p> <p>The ID of the utility bar associated with this application.</p>

## AppExtension

Represents a connection between the Field Service Lightning mobile app and another app, typically for passing record data to the Salesforce mobile app or other apps. This object is available in API version 41.0 and later.

## Supported Calls

`create()`, `delete()`, `describeLayout()`, `describeSObjects()`, `query()`, `retrieve()`, `update()`, `upsert()`

## Special Access Rules

Field Service Lightning must be enabled.

## Fields

Field Name	Details
AppExtensionLabel	<p><b>Type</b></p> <p>string</p> <p><b>Properties</b></p> <p>Create, Filter, Group, Sort, Update</p> <p><b>Description</b></p> <p>The label in the UI for the app extension.</p>
AppExtensionName	<p><b>Type</b></p> <p>string</p> <p><b>Properties</b></p> <p>Create, Filter, Group, Sort, Update</p>

Field Name	Details
	<p><b>Description</b> The API name of the app extension.</p>
FieldServiceMobileSettingsId	<p><b>Type</b> reference</p> <p><b>Properties</b> Create, Filter, Group, Sort</p> <p><b>Description</b> The ID of a set of field service mobile settings.</p>
InstallationUrl	<p><b>Type</b> string</p> <p><b>Properties</b> Create, Filter, Group, Nillable, Sort, Update</p> <p><b>Description</b> The URL that takes the user to the app install location, such as the App Store or Google Play.</p>
LaunchValue	<p><b>Type</b> string</p> <p><b>Properties</b> Create, Filter, Group, Sort, Update</p> <p><b>Description</b> A value directing the Field Service Lightning app to the appropriate app extension. The Launch Value can be a static URL or a dynamic value that you can represent with certain tokens. These tokens pass field information from the record that the user is currently viewing. The basic format for these tokens is based on the field names; for example: <b>{!\$Name}</b>.</p>
ScopedToObjectTypes	<p><b>Type</b> string</p> <p><b>Properties</b> Create, Filter, Group, Nillable, Sort, Update</p> <p><b>Description</b> Indicates the types of records from which the app extension can be activated. Scoping an app extension to an object lets users activate the app extension from records of the specified type. For example, to scope to both work orders and service appointments you would use the value <code>WorkOrder, ServiceAppointment</code>.</p>
Type	<p><b>Type</b> picklist</p>

Field Name	Details
	<p><b>Properties</b> Create, Filter, Group, Restricted picklist, Sort, Update</p> <p><b>Description</b> A picklist of types of app extensions: iOS, Android, Flow, and Lightning Apps</p>

## AppMenuItem

Represents the organization's default settings for items in the app menu or App Launcher.

## Supported Calls

`delete()`, `describeSObjects()`, `query()`, `retrieve()`, `update()`

## Fields

Field	Details
ApplicationId	<p><b>Type</b> reference</p> <p><b>Properties</b> Filter, Group, Nillable, Sort</p> <p><b>Description</b> The 15-character ID for the menu item.</p>
CanvasAccessMethod	<p><b>Type</b> picklist</p> <p><b>Properties</b> Defaulted on create, Filter, Group, Nillable, Restricted picklist, Sort</p> <p><b>Description</b> The access method for the canvas app. Values can be:</p> <ul style="list-style-type: none"> <li>• OAuth Webflow (GET)</li> <li>• Signed Request (POST)</li> </ul>
CanvasEnabled	<p><b>Type</b> boolean</p> <p><b>Properties</b> Defaulted on create, Filter, Group, Sort</p> <p><b>Description</b> Indicates if the app menu item is a canvas app (<code>true</code>) or not (<code>false</code>).</p>



Field	Details
CanvasOptions	<p><b>Type</b> string</p> <p><b>Properties</b> Filter, Group, Nillable, Sort</p> <p><b>Description</b> Represents the options enabled for a canvas connected app. The options are:</p> <ul style="list-style-type: none"> <li>• PersonalEnabled—The app is enabled as a canvas personal app.</li> <li>• HideHeader—The publisher header, which contains the “What are you working on?” text, is hidden.</li> <li>• HideShare—The publisher <b>Share</b> button is hidden.</li> </ul> <p>This field is available in API version 34.0 and later.</p>
CanvasReferenceId	<p><b>Type</b> string</p> <p><b>Properties</b> Filter, Group, Nillable, Sort</p> <p><b>Description</b> The canvas app unique identifier.</p>
CanvasSelectedLocations	<p><b>Type</b> string</p> <p><b>Properties</b> Filter, Group, Nillable, Sort</p> <p><b>Description</b> The selected locations for the canvas app which define where the canvas app can appear in the user interface. For example:</p> <div style="border: 1px solid #ccc; padding: 5px; margin: 10px 0;"> <p>Chatter, ChatterFeed, Publisher, ServiceDesk</p> </div>
CanvasUrl	<p><b>Type</b> url</p> <p><b>Properties</b> Filter, Group, Nillable, Sort</p> <p><b>Description</b> The URL of the canvas app.</p>
Description	<p><b>Type</b> string</p> <p><b>Properties</b> Filter, Group, Nillable, Sort</p>

Field	Details
	<p><b>Description</b> A description of this menu item.</p>
IconUrl	<p><b>Type</b> url</p> <p><b>Properties</b> Filter, Group, Nillable, Sort</p> <p><b>Description</b> The icon for the menu item's application.</p>
InfoUrl	<p><b>Type</b> url</p> <p><b>Properties</b> Filter, Group, Nillable, Sort</p> <p><b>Description</b> The URL for more information about the application.</p>
IsAccessible	<p><b>Type</b> boolean</p> <p><b>Properties</b> Defaulted on create, Filter, Group, Sort</p> <p><b>Description</b> If <code>true</code>, the current user is authorized to use the app.</p>
IsUsingAdminAuthorization	<p><b>Type</b> boolean</p> <p><b>Properties</b> Defaulted on create, Filter, Group, Sort</p> <p><b>Description</b> If <code>true</code>, the app is pre-authorized for certain users by the administrator.</p>
IsVisible	<p><b>Type</b> boolean</p> <p><b>Properties</b> Defaulted on create, Filter, Group, Sort, Update</p> <p><b>Description</b> If <code>true</code>, the app is visible to users of the organization, by default.</p>
Label	<p><b>Type</b> string</p>

Field	Details
	<p><b>Properties</b> Filter, Group, Nillable, Sort</p> <p><b>Description</b> The app's name.</p>
ImageUrl	<p><b>Type</b> url</p> <p><b>Properties</b> Filter, Group, Nillable, Sort</p> <p><b>Description</b> The logo for the menu item's application. The default is the initials of the <code>Label</code> value.</p>
MobileStartUrl	<p><b>Type</b> url</p> <p><b>Properties</b> Filter, Group, Nillable, Sort</p> <p><b>Description</b> The location mobile users are directed to after they've authenticated. This field is used with connected apps and Lightning communities. For communities only, this location is a fully qualified domain name. For other apps, it's a relative URL.</p>
Name	<p><b>Type</b> string</p> <p><b>Properties</b> Filter, Group, Nillable, Sort</p> <p><b>Description</b> The API name of the item.</p>
NamespacePrefix	<p><b>Type</b> string</p> <p><b>Properties</b> Filter, Group, Nillable, Sort</p> <p><b>Description</b> The namespace prefix that is associated with this object. Each Developer Edition org that creates a managed package has a unique namespace prefix. Limit: 15 characters. You can refer to a component in a managed package by using the <b><code>namespacePrefix__componentName</code></b> notation.</p> <p>The namespace prefix can have one of the following values:</p> <ul style="list-style-type: none"> <li>In Developer Edition orgs, <code>NamespacePrefix</code> is set to the namespace prefix of the org for all objects that support it, unless an object is in an installed managed package. In that case, the object has the namespace prefix of the installed managed package. This</li> </ul>

Field	Details
	<p>field's value is the namespace prefix of the Developer Edition org of the package developer.</p> <ul style="list-style-type: none"> <li>In orgs that are not Developer Edition orgs, <code>NamespacePrefix</code> is set only for objects that are part of an installed managed package. All other objects have no namespace prefix.</li> </ul>
<code>SortOrder</code>	<p><b>Type</b> int</p> <p><b>Properties</b> Filter, Group, Sort</p> <p><b>Description</b> The index value that controls where this item appears in the menu. For example, a menu item with a sort order of 5 appears between items with sort order values of 3 and 9.</p>
<code>StartUrl</code>	<p><b>Type</b> url</p> <p><b>Properties</b> Filter, Group, Nillable, Sort</p> <p><b>Description</b> For a connected app, the location users are directed to after they've authenticated. Otherwise, the application's default start page.</p>
<code>Type</code>	<p><b>Type</b> picklist</p> <p><b>Properties</b> Filter, Group, Nillable, Restricted picklist, Sort</p> <p><b>Description</b> The type of application represented by this item. The types are:</p> <ul style="list-style-type: none"> <li>ConnectedApplication</li> <li>Network</li> <li>ServiceProvider</li> <li>TabSet</li> </ul>
<code>UserSortOrder</code>	<p><b>Type</b> int</p> <p><b>Properties</b> Filter, Group, Nillable, Sort</p> <p><b>Description</b> The index value that represents where the user set this item in the menu (or App Launcher). For example, an item with a sort order value of 5 appears between items with sort order values of 3 and 9.</p>

Field	Details
	<p>This value is separate from SortOrder so you can create logic incorporating both values. For example, if you want the user-sorted items to appear first, followed by the organization order for the rest, use:</p> <pre>SELECT ApplicationId,SortOrder,UserSortOrder FROM AppMenuItem order by userSortOrder NULLS LAST, sortOrder NULLS LAST</pre>

## Usage

Use this read-only object to view an entry in the Lightning Platform app menu or the App Launcher. You can create a SOQL query to retrieve all items, even items the user does not see from the user interface.

There are many ways you can use AppMenuItem. Here are some examples:

- Build your own App Launcher or app menu in Salesforce. Create a custom page showing all the apps you have access to and that lets you run them using single sign-on.
- Build your own App Launcher or app menu on a tablet or mobile app. You can have your own app for launching applications on various mobile devices.
- Build an app launcher into your company's intranet. There's no need to have it run on Salesforce because Salesforce APIs let you integrate with Salesforce programmatically and build an app launcher.



**Tip:** To get metadata information about apps and their tabs, use the Apex `Schema.describeTabs()` method, the REST API `/vXX.X/tabs/` resource, or the SOAP API `describeTabs()` call.

## AppleDomainVerification

Reserved for future use. This object is available in API version 47.0 and later.

## AppointmentSchedulingPolicy

Represents a set of rules for scheduling appointments using Lightning Scheduler. This object is available in API version 45.0 and later.

## Supported Calls

`create()`, `delete()`, `describeLayout()`, `describeSObjects()`, `query()`, `retrieve()`, `update()`, `upsert()`

## Fields

Field	Details
<code>AppointmentStartTimeInterval</code>	<p><b>Type</b> picklist</p> <p><b>Properties</b> Create, Filter, Group, Restricted picklist, Sort, Update</p>

Field	Details
	<p><b>Description</b></p> <p>The proposed time interval in minutes between appointment start times. For example, set the interval to 15. Appointments can then begin at the top of the hour and at 15-minute intervals thereafter (10:00 AM, 10:15 AM, 10:30 AM, and so on). Possible values are:</p> <ul style="list-style-type: none"> <li>• 5</li> <li>• 10</li> <li>• 15</li> <li>• 20</li> <li>• 30</li> <li>• 60</li> </ul>
DeveloperName	<p><b>Type</b></p> <p>string</p> <p><b>Properties</b></p> <p>Create, Filter, Group, Sort, Update</p> <p><b>Description</b></p> <p>The API name of the AppointmentSchedulingPolicy object.</p>
IsOrgDefault	<p><b>Type</b></p> <p>boolean</p> <p><b>Properties</b></p> <p>Defaulted on create, Filter, Group, Sort</p> <p><b>Description</b></p> <p>Indicates whether this scheduling policy is the default appointment scheduling policy for Lightning Scheduler appointments in this org.</p>
Language	<p><b>Type</b></p> <p>picklist</p> <p><b>Properties</b></p> <p>Create, Defaulted on create, Filter, Group, Sort, Update</p> <p><b>Description</b></p> <p>The language of the appointment scheduling policy.</p> <p>Possible values are:</p> <ul style="list-style-type: none"> <li>• Possible values are:</li> <li>• da (Danish)</li> <li>• de (German)</li> <li>• en_US (English)</li> <li>• es (Spanish)</li> <li>• es_MX (Spanish - Mexican)</li> <li>• fi (Finnish)</li> </ul>

Field	Details
	<ul style="list-style-type: none"> <li>• fr (French)</li> <li>• it (Italian)</li> <li>• ja (Japanese)</li> <li>• ko (Korean)</li> <li>• nl_NL (Dutch)</li> <li>• no (Norwegian)</li> <li>• pt_BR (Portuguese - Brazilian)</li> <li>• ru (Russian)</li> <li>• sv (Swedish)</li> <li>• th (Thai)</li> <li>• zh_CN (Chinese - Simplified)</li> <li>• zh_TW (Chinese - Traditional)</li> </ul>
MasterLabel	<p><b>Type</b> string</p> <p><b>Properties</b> Create, Filter, Group, Sort, Update</p> <p><b>Description</b> The label for the appointment scheduling policy.</p>
ShouldEnforceExcludedResource	<p><b>Type</b> boolean</p> <p><b>Properties</b> Create, Defaulted on create, Filter, Group, Sort, Update</p> <p><b>Description</b> Indicates whether this appointment scheduling policy prevents excluded service resources from being assigned to appointments.</p>
ShouldEnforceRequiredResource	<p><b>Type</b> boolean</p> <p><b>Properties</b> Create, Defaulted on create, Filter, Group, Sort, Update</p> <p><b>Description</b> Indicates whether this appointment scheduling policy allows only required service resources to be assigned to appointments.</p>
ShouldMatchSkill	<p><b>Type</b> boolean</p> <p><b>Properties</b> Create, Defaulted on create, Filter, Group, Sort, Update</p>

Field	Details
	<p><b>Description</b></p> <p>Indicates whether this appointment scheduling policy allows only required service resources who have certain skills to be assigned to appointments.</p>
ShouldMatchSkillLevel	<p><b>Type</b></p> <p>boolean</p> <p><b>Properties</b></p> <p>Create, Defaulted on create, Filter, Group, Sort, Update</p> <p><b>Description</b></p> <p>Indicates whether this appointment scheduling policy allows only required service resources who have certain skills and skill levels to be assigned to appointments.</p>
ShouldRespectVisitingHours	<p><b>Type</b></p> <p>boolean</p> <p><b>Properties</b></p> <p>Create, Defaulted on create, Filter, Group, Sort, Update</p> <p><b>Description</b></p> <p>Indicates whether this appointment scheduling policy prevents users from scheduling appointments outside of an account's visiting hours.</p>
ShouldUsePrimaryMembers	<p><b>Type</b></p> <p>boolean</p> <p><b>Properties</b></p> <p>Create, Defaulted on create, Filter, Group, Sort, Update</p> <p><b>Description</b></p> <p>Indicates whether this appointment scheduling policy allows only service resources who are primary members of a service territory to be assigned to appointments.</p>
ShouldUseSecondaryMembers	<p><b>Type</b></p> <p>boolean</p> <p><b>Properties</b></p> <p>Create, Defaulted on create, Filter, Group, Sort, Update</p> <p><b>Description</b></p> <p>Indicates whether this appointment scheduling policy allows service resources who are secondary members of a service territory to be assigned to appointments.</p>

## Approval

---

Represents an approval request for a Contract.



**Note:** This object is read-only and is specific to approvals on the Contract object. It isn't equal to or involved in the approval processes represented by the ProcessInstance, which is more powerful.



## Supported Calls

`describeSObjects()`, `query()`, `retrieve()`

## Special Access Rules

Customer Portal users can't access this object.

## Fields

Field	Details
<code>ApproveComment</code>	<p><b>Type</b> string</p> <p><b>Properties</b> Filter, Nillable, Sort</p> <p><b>Description</b> Text entered by the user when they approved or rejected this approval request. Required. Limit: 4,000 characters.</p>
<code>IsDeleted</code>	<p><b>Type</b> boolean</p> <p><b>Properties</b> Defaulted on create, Filter</p> <p><b>Description</b> Indicates whether the object has been moved to the Recycle Bin (<code>true</code>) or not (<code>false</code>). Label is <b>Deleted</b>.</p>
<code>OwnerId</code>	<p><b>Type</b> reference</p> <p><b>Properties</b> Filter, Group, Sort</p> <p><b>Description</b> Required. ID of the User being asked to approve or reject the approval request. Must be a valid User ID. Required.</p>
<code>ParentId</code>	<p><b>Type</b> reference</p> <p><b>Properties</b> Filter, Group, Sort</p> <p><b>Description</b> Required. ID of the Contract associated with this approval request. Must be a valid contract ID.</p>

Field	Details
RequestComment	<p><b>Type</b> string</p> <p><b>Properties</b> Filter, Nillable, Sort</p> <p><b>Description</b> Text entered by the User who created the approval request. Optional. This field can't be updated after the Approval has been created. Limit: 4,000 characters.</p>
Status	<p><b>Type</b> picklist</p> <p><b>Properties</b> Filter, Group, Restricted picklist, Sort</p> <p><b>Description</b> Required. Status of this approval request. One of the following picklist values:</p> <ul style="list-style-type: none"> <li>• <code>Pending</code>—Specified only when the Approval request is created (<code>create ()</code> call)</li> <li>• <code>Approved</code>—Specified only when the Approval request is approved (<code>update ()</code> call)</li> <li>• <code>Rejected</code>—Specified when the Approval request is rejected (<code>update ()</code> call) or when it is created (<code>create ()</code> call) and immediately rejected for archival/historical purposes.</li> </ul>

## Usage

This object allows client applications to programmatically handle approval requests for a Contract. Initially, to request a Contract approval, a client application might create a new Approval request record, specifying the `ParentId`, `OwnerId` (user approving or rejecting the request), `Status` (`Pending`), and (optionally) `RequestComment` fields. Note that when a client application creates the first approval request, if the value of the Contract `Status` field is `Draft`, then the Approval `Status` for this record is automatically changed to `In Approval Process` (see `ContractStatus` for more information).

A client application might subsequently update an existing Approval request, specifying the `Status` (`Approved` or `Rejected`) and an `ApproveComment` (required); the `RequestComment` field can't be updated. Updating an Approval record (either to approve or reject) requires the client application to be logged in with "Approve Contract" permission. To update an Approval request, its `Status` must be `Pending`—a client application can't update an Approval that has already been `Approved` or `Rejected`. To re-submit an approval request for a given Contract, a client application must create a new, separate Approval record and repeat the approval process.

Once a Contract has been approved (not rejected), the Contract `LastApprovedDate` field is automatically updated, however the Contract `Status` field isn't updated, it keeps the value `InApproval`.

An approved Contract must be activated explicitly. Client applications can activate a Contract by setting the value in its `Status` field to `Activated`, or a User can activate a Contract via the Salesforce user interface.

A Contract can have multiple approval requests in various states (`Pending`, `Approved`, and `Rejected`). In addition, one User can have multiple approval requests associated with the same Contract.

Client applications can't explicitly delete Approval records. Approval records are deleted automatically if the parent Contract is deleted.

SEE ALSO:

[Object Basics](#)

## AppTabMember

---

Represents the list of tabs for each of the available apps. This object is available in API version 43.0 and later.

### Supported Calls

`describeSObjects()`, `query()`

### Fields

Field Name	Details
<code>AppDefinitionId</code>	<p><b>Type</b> string</p> <p><b>Properties</b> Filter, Nillable, Sort</p> <p><b>Description</b> The ID of the <code>AppDefinition</code> object.</p>
<code>DurableId</code>	<p><b>Type</b> string</p> <p><b>Properties</b> Filter, Group, Nillable, Sort</p> <p><b>Description</b> A unique virtual Salesforce ID for the color.</p>
<code>SortOrder</code>	<p><b>Type</b> int</p> <p><b>Properties</b> Filter, Group, Nillable, Sort</p> <p><b>Description</b> The number used to sort this tab in the application.</p>
<code>TabDefinitionId</code>	<p><b>Type</b> string</p> <p><b>Properties</b> Filter, Nillable, Sort</p>

Field Name	Details
	<p><b>Description</b></p> <p>The ID of the <code>TabDefinition</code> object.</p>
<code>WorkspaceDriverField</code>	<p><b>Type</b></p> <p>string</p> <p><b>Properties</b></p> <p>Filter, Group, Nillable, Sort</p> <p><b>Description</b></p> <p>Refers to the workspace mapping in the <code>CustomApplication</code> Metadata API object.</p>

## *Article Type*\_\_DataCategorySelection

A data category selection represents a data category that classifies an article. This object is available in API version 19.0 and later.

This object can be used to associate an article with data categories from a data category group or to query the category selections for an article.

The object name is variable and has a syntax of *Article Type*\_\_DataCategorySelection, where *Article Type* is the `ObjectName` for the article type associated with the article. For example, `Offer__DataCategorySelection` represents the association between the `Offer` article type and its data categories. Every article is associated with an article type.

## Supported Calls

`create()`, `delete()`, `describeSObjects()`, `query()`, `getDeleted()`, `retrieve()`

## Special Access Rules

Knowledge must be enabled in your org. Not available in Lightning Knowledge. Users can only access, create or delete data category selection visible to their role, permission set, or profile. If a user has partial visibility on an article's categorization, only the visible categories are returned.


## Fields

Field Name	Details
<code>DataCategoryGroupName</code>	<p><b>Type</b></p> <p><a href="#">DataCategoryGroupReference</a></p> <p><b>Properties</b></p> <p>Create</p> <p><b>Description</b></p> <p>Unique name of the data category group which has categories associated with the article.</p>

Field Name	Details
DataCategoryName	<p><b>Type</b> DataCategoryGroupReference</p> <p><b>Properties</b> Create</p> <p><b>Description</b> Unique name of the data category associated with the article.</p>
ParentId	<p><b>Type</b> reference</p> <p><b>Properties</b> Create, Filter</p> <p><b>Description</b> ID of the article associated with the data category selection.</p>

## Usage

Every article in Salesforce Knowledge can be categorized. A data category selection represents a category that has been selected to classify an article. You can use the *Article Type\_\_DataCategorySelection* object to query and manage article categorization in your organization. Client applications can create a categorization for an article with a Draft status. They can also delete and query article categorizations.

 **Note:** When using *Article Type\_\_DataCategorySelection* to classify an article, you can't select both a category (for example USA) and one of its descendants (California) or ascendant categories (North America). In this case, only the first category is selected.

Answer communities use *QuestionDataCategorySelection* to classify questions.


## SOQL Sample

The following SOQL query returns the data category selections used to classify the article whose ID is `ka0D000000005ApIAI`.

```
SELECT Id,DataCategoryName, ParentId
FROM Offer__DataCategorySelection WHERE ParentId='ka0D000000005ApIAI'
```

This clause only returns category unique names. To retrieve category labels use the following clause:

```
SELECT Id,toLabel(DataCategoryName), ParentId
FROM Offer__DataCategorySelection WHERE ParentId='ka0D000000005ApIAI'
```

 **Tip:** You can also use relationship queries to retrieve categorizations from an article type.

SEE ALSO:

[QuestionDataCategorySelection](#)

# Asset


---

Represents an item of commercial value, such as a product sold by your company or a competitor, that a customer has purchased and installed.

## Supported Calls

`create()`, `delete()`, `describeLayout()`, `describeSObjects()`, `getDeleted()`, `getUpdated()`, `query()`, `retrieve()`, `search()`, `undelete()`, `update()`, `upsert()`

## Fields

Field	Details
<code>AccountId</code>	<p><b>Type</b> reference</p> <p><b>Properties</b> Create, Filter, Group, Nillable, Sort, Update</p> <p><b>Description</b> (Required) ID of the Account associated with this asset. Must be a valid account ID. Required if <code>ContactId</code> is not specified.</p>
<code>AssetLevel</code>	<p><b>Type</b> int</p> <p><b>Properties</b> Filter, Group, Nillable, Sort</p> <p><b>Description</b> The asset's position in an asset hierarchy. If the asset has no parent or child assets, its level is 1. Assets that belong to a hierarchy have a level of 1 for the root asset, 2 for the child assets of the root asset, 3 for their children, and so forth.</p> <p> <b>Note:</b> On assets created before the introduction of this field, the asset level defaults to -1. Once the asset record is updated, the asset level is calculated and automatically updated.</p>
<code>AssetProvidedById</code>	<p><b>Type</b> reference</p> <p><b>Properties</b> Create, Filter, Group, Nillable, Sort, Update</p> <p><b>Description</b> The account that provided the asset, typically a manufacturer.</p>
<code>AssetServicedById</code>	<p><b>Type</b> reference</p>

Field	Details
	<p><b>Properties</b> Create, Filter, Group, Nillable, Sort, Update</p> <p><b>Description</b> The account in charge of servicing the asset.</p>
Availability	<p><b>Type</b> percent</p> <p><b>Properties</b> Filter, Nillable, Sort</p> <p><b>Description</b> The percentage of expected uptime where the asset was available for use.</p>
AverageUptimePerDay	<p><b>Type</b> double</p> <p><b>Properties</b> Create, Filter, Nillable, Sort, Update</p> <p><b>Description</b> The average number of hours per day the asset is expected to be available for use.</p>
ContactId	<p><b>Type</b> reference</p> <p><b>Properties</b> Create, Filter, Group, Nillable, Sort, Update</p> <p><b>Description</b> Required if AccountId is not specified. ID of the Contact associated with this asset. Must be a valid contact ID that has an account parent (but does not need to match the asset's AccountId).</p>
Description	<p><b>Type</b> textarea</p> <p><b>Properties</b> Create, Nillable, Update</p> <p><b>Description</b> Description of the asset.</p>
DigitalAssetStatus	<p><b>Type</b> picklist</p> <p><b>Properties</b> Create, Filter, Group, Nillable, Sort, Update</p> <p><b>Description</b> Status of digital tracking of the asset. The default picklist includes the following values:</p>

Field	Details
	<ul style="list-style-type: none"> <li>• On</li> <li>• Off</li> <li>• Warning</li> <li>• Error</li> </ul>
ExternalIdentifier	<p><b>Type</b> string</p> <p><b>Properties</b> Create, Filter, Group, Nillable, Sort, Update</p> <p><b>Description</b> The ID of the matching record in an external system. This field is available from API version 49.0 and later.</p>
InstallDate	<p><b>Type</b> date</p> <p><b>Properties</b> Create, Filter, Group, Nillable, Sort, Update</p> <p><b>Description</b> Date when the asset was installed.</p>
IsCompetitorProduct	<p><b>Type</b> boolean</p> <p><b>Properties</b> Create, Defaulted on create, Filter, Group, Sort, Update</p> <p><b>Description</b> Indicates whether this Asset represents a product sold by a competitor (<code>true</code>) or not (<code>false</code>). Default value is <code>false</code>. Its UI label is Competitor Asset.</p>
IsInternal	<p><b>Type</b> boolean</p> <p><b>Properties</b> Create, Defaulted on create, Filter, Group, Sort, Update</p> <p><b>Description</b> Indicates that the asset is produced or used internally (<code>true</code>) or not (<code>false</code>). Default value is <code>false</code>. Its UI label is Internal Asset.</p>
LastReferencedDate	<p><b>Type</b> dateTime</p> <p><b>Properties</b> Filter, Nillable, Sort</p> <p><b>Description</b> The date and time that the asset was last modified. Its UI label is Last Modified Date.</p>



Field	Details
LastViewedDate	<p><b>Type</b> dateTime</p> <p><b>Properties</b> Filter, Nillable, Sort</p> <p><b>Description</b> The date and time that the asset was last viewed.</p>
LocationId	<p><b>Type</b> reference</p> <p><b>Properties</b> Create, Filter, Group, Nillable, Sort, Update</p> <p><b>Description</b> The asset's location. Typically, this is the place where the asset is stored, such as a warehouse or van.</p>
ManufactureDate	<p><b>Type</b> date</p> <p><b>Properties</b> Create, Filter, Group, Nillable, Sort, Update</p> <p><b>Description</b> The date when the asset was manufactured. This field is available from API version 49.0 and later.</p>
Name	<p><b>Type</b> string</p> <p><b>Properties</b> Create, Filter, Group, idLookup, Sort, Update</p> <p><b>Description</b> (Required) Name of the asset. Label is Asset Name.</p>
OwnerId	<p><b>Type</b> reference</p> <p><b>Properties</b> Create, Defaulted on create, Filter, Group, Sort, Update</p> <p><b>Description</b> The asset's owner. By default, the asset owner is the user who created the asset record. Its UI label is Asset Owner.</p>
ParentId	<p><b>Type</b> reference</p> <p><b>Properties</b> Create, Filter, Group, Nillable, Sort, Update</p>

Field	Details
	<p><b>Description</b> The asset's parent asset. Its UI label is Parent Asset.</p>
Price	<p><b>Type</b> currency</p> <p><b>Properties</b> Create, Filter, Nillable, Sort, Update</p> <p><b>Description</b> Price paid for this asset.</p>
Product2Id	<p><b>Type</b> reference</p> <p><b>Properties</b> Create, Filter, Group, Nillable, Sort, Update</p> <p><b>Description</b> (Optional) ID of the Product2 associated with this asset. Must be a valid Product2 ID. Its UI label is Product.</p>
ProductCode	<p><b>Type</b> string</p> <p><b>Properties</b> Filter, Group, Nillable, Sort</p> <p><b>Description</b> The product code of the related product.</p>
ProductDescription	<p><b>Type</b> string</p> <p><b>Properties</b> Filter, Sort, Nillable</p> <p><b>Description</b> The product description of the related product.</p>
ProductFamily	<p><b>Type</b> picklist</p> <p><b>Properties</b> Filter, Group, Sort, Nillable</p> <p><b>Description</b> The product family of the related product.</p>
PurchaseDate	<p><b>Type</b> date</p>

Field	Details
	<p><b>Properties</b> Create, Filter, Group, Nillable, Sort, Update</p> <p><b>Description</b> Date on which this asset was purchased.</p>
Quantity	<p><b>Type</b> double</p> <p><b>Properties</b> Create, Filter, Nillable, Sort, Update</p> <p><b>Description</b> Quantity purchased or installed.</p>
Reliability	<p><b>Type</b> percent</p> <p><b>Properties</b> Filter, Nillable, Sort</p> <p><b>Description</b> The percentage of expected uptime where the asset wasn't subject to unplanned downtime.</p>
RootAssetId	<p><b>Type</b> reference</p> <p><b>Properties</b> Filter, Group, Nillable, Sort</p> <p><b>Description</b> (Read only) The top-level asset in an asset hierarchy. Depending on where an asset lies in the hierarchy, its root could be the same as its parent. Its UI label is Root Asset.</p>
SerialNumber	<p><b>Type</b> string</p> <p><b>Properties</b> Create, Filter, Group, Nillable, Sort, Update</p> <p><b>Description</b> Serial number for this asset.</p>
Status	<p><b>Type</b> picklist</p> <p><b>Properties</b> Create, Filter, Group, Nillable, Sort, Update</p> <p><b>Description</b> Customizable picklist of values. The default picklist includes the following values:</p> <ul style="list-style-type: none"> <li>• Purchased</li> </ul>

Field	Details
	<ul style="list-style-type: none"> <li>• Shipped</li> <li>• Installed</li> <li>• Registered</li> <li>• Obsolete</li> </ul>
StatusReason	<p><b>Type</b> picklist</p> <p><b>Properties</b> Create, Filter, Group, Nillable, Sort, Update</p> <p><b>Description</b> The explanation of the device status. This field is available from API version 49.0 and later. Possible values are:</p> <ul style="list-style-type: none"> <li>• Not Ready</li> <li>• Off</li> <li>• Offline</li> <li>• Online</li> <li>• Paused</li> <li>• Standby</li> </ul>
StockKeepingUnit	<p><b>Type</b> string</p> <p><b>Properties</b> Filter, Group, Nillable, Sort</p> <p><b>Description</b> The SKU assigned to the related product.</p>
SumDowntime	<p><b>Type</b> double</p> <p><b>Properties</b> Filter, Nillable, Sort</p> <p><b>Description</b> Accumulated downtime (planned and unplanned), determined as follows:</p> <ul style="list-style-type: none"> <li>• When only <code>UptimeRecordStart</code> is set, the sum of all downtime from <code>UptimeRecordStart</code>.</li> <li>• When <code>UptimeRecordStart</code> and <code>UptimeRecordEnd</code> are set, the sum of all downtime from <code>UptimeRecordStart</code> to <code>UptimeRecordEnd</code>.</li> </ul> <p>Otherwise, downtime is not accumulated.</p>
SumUnplannedDowntime	<p><b>Type</b> double</p>

Field	Details
	<p><b>Properties</b> Filter, Nillable, Sort</p> <p><b>Description</b> Accumulated unplanned downtime, determined as follows:</p> <ul style="list-style-type: none"> <li>• When only <code>UptimeRecordStart</code> is set, the sum of all unplanned downtime from <code>UptimeRecordStart</code>.</li> <li>• When <code>UptimeRecordStart</code> and <code>UptimeRecordEnd</code> are set, the sum of all unplanned downtime from <code>UptimeRecordStart</code> to <code>UptimeRecordEnd</code>.</li> </ul> <p>Otherwise, unplanned downtime is not accumulated.</p>
<code>UptimeRecordEnd</code>	<p><b>Type</b> dateTime</p> <p><b>Properties</b> Create, Filter, Nillable, Sort, Update</p> <p><b>Description</b> The date that <code>SumDowntime</code> and <code>SumUnplannedDowntime</code> are accumulated until.</p>
<code>UptimeRecordStart</code>	<p><b>Type</b> dateTime</p> <p><b>Properties</b> Create, Filter, Nillable, Sort, Update</p> <p><b>Description</b> The date from which <code>SumDowntime</code> and <code>SumUnplannedDowntime</code> are accumulated.</p>
<code>UsageEndDate</code>	<p><b>Type</b> date</p> <p><b>Properties</b> Create, Filter, Group, Nillable, Sort, Update</p> <p><b>Description</b> Date when usage for this asset ends or expires.</p>
<code>Uuid</code>	<p><b>Type</b> string</p> <p><b>Properties</b> Create, Filter, Group, Nillable, Sort, Update</p> <p><b>Description</b> The unique ID for the asset. This field is available from API version 49.0 and later.</p>

## Usage

Use this object to track products sold to customers. With asset tracking, a client application can quickly determine which products were previously sold or are currently installed at a specific account. You can also create hierarchies of up to 10,000 assets.

For example, your organization might want to renew and up-sell opportunities on products sold in the past. Similarly, your organization might want to track competitive products that exist in a customer environment that could potentially be replaced or swapped out.

Asset tracking is also useful for product support, providing detailed information to assist with product-specific support issues. For example, the `PurchaseDate` or `SerialNumber` could indicate whether a given product has certain maintenance requirements, including product recalls. Similarly, the `UsageEndDate` might indicate when the asset was removed from service or when a license or warranty expires.

If an application creates a new `Asset` record, it must specify a `Name` and either an `AccountId`, `ContactId`, or both.

## Associated Objects

This object has the following associated objects. Unless noted, they are available in the same API version as this object.

### AssetFeed

Feed tracking is available for the object.

### AssetHistory

History is available for tracked fields of the object.

### AssetOwnerSharingRule

Sharing rules are available for the object.

### AssetShare

Sharing is available for the object.

SEE ALSO:

[Object Basics](#)

## AssetDowntimePeriod

---

Represents a period during which an asset is not able to perform as expected. Downtime periods include planned activities, such as maintenance, and unplanned events, such as mechanical breakdown. This object is available in API version 49.0 and later.

## Supported Calls

`create()`, `delete()`, `describeLayout()`, `describeSObjects()`, `getDeleted()`, `getUpdated()`, `query()`, `retrieve()`, `search()`, `undelete()`, `update()`, `upsert()`

## Fields


Field	Details
<code>AssetDowntimePeriodNumber</code>	Type string

Field	Details
	<p><b>Properties</b> Autonumber, Defaulted on create, Filter, idLookup, Sort</p> <p><b>Description</b> The unique number of this asset downtime period record.</p>
AssetId	<p><b>Type</b> reference</p> <p><b>Properties</b> Create, Filter, Group, Sort</p> <p><b>Description</b> The ID of the asset this asset downtime period record is for.</p>
Description	<p><b>Type</b> textarea</p> <p><b>Properties</b> Create, Nillable, Update</p> <p><b>Description</b> The description of this asset downtime period.</p>
DowntimeType	<p><b>Type</b> picklist</p> <p><b>Properties</b> Create, Defaulted on create, Filter, Group, Nillable, Restricted picklist, Sort, Update</p> <p><b>Description</b> The type of this asset downtime period. Possible values are:</p> <ul style="list-style-type: none"> <li>• Planned</li> <li>• Unplanned</li> </ul>
EndTime	<p><b>Type</b> dateTime</p> <p><b>Properties</b> Create, Filter, Sort, Update</p> <p><b>Description</b> The time this asset downtime period ended.</p>
IsExcluded	<p><b>Type</b> boolean</p> <p><b>Properties</b> Defaulted on create, Filter, Group, Sort</p>

Field	Details
	<p><b>Description</b></p> <p>Whether this asset downtime period is excluded from the calculation of accumulated downtime and accumulated unplanned downtime, and therefore not included in availability and reliability calculations.</p>
LastReferencedDate	<p><b>Type</b></p> <p>dateTime</p> <p><b>Properties</b></p> <p>Filter, Nillable, Sort</p> <p><b>Description</b></p> <p>The timestamp for when the current user last viewed a record related to this record.</p>
LastViewedDate	<p><b>Type</b></p> <p>dateTime</p> <p><b>Properties</b></p> <p>Filter, Nillable, Sort</p> <p><b>Description</b></p> <p>The timestamp for when the current user last viewed this record. If this value is null, this record might only have been referenced (<code>LastReferencedDate</code>) and not viewed.</p>
StartTime	<p><b>Type</b></p> <p>dateTime</p> <p><b>Properties</b></p> <p>Create, Filter, Sort, Update</p> <p><b>Description</b></p> <p>The time this asset downtime period started.</p>

## AssetOwnerSharingRule

Represents the rules for sharing an Asset with users other than the owner. This object is available in API version 33.0 and later.

 **Note:** To enable access to this object for your org, contact Salesforce customer support. However, we recommend that you instead use Metadata API to programmatically update owner sharing rules because it triggers automatic sharing rule recalculation. The [SharingRules](#) Metadata API type is enabled for all orgs.

## Supported Calls


`create()`, `delete()`, `describeSObjects()`, `getDeleted()`, `getUpdated()`, `query()`, `retrieve()`, `update()`, `upsert()`



## Special Access Rules

Customer Portal users can't access this object.

### Fields

Field	Details
AssetAccessLevel	<p><b>Type</b> picklist</p> <p><b>Properties</b> Create, Filter, Group, Restricted picklist, Sort, Update</p> <p><b>Description</b> A value that represents the type of sharing being allowed. The possible values are:</p> <ul style="list-style-type: none"> <li>• Read</li> <li>• Edit</li> </ul>
Description	<p><b>Type</b> textarea</p> <p><b>Properties</b> Create, Filter, Nillable, Sort, Update</p> <p><b>Description</b> A description of the sharing rule. Maximum size is 1000 characters.</p>
DeveloperName	<p><b>Type</b> string</p> <p><b>Properties</b> Create, Defaulted on create, Filter, Group, Sort, Update</p> <p><b>Description</b> The unique name of the object in the API. This name can contain only underscores and alphanumeric characters, and must be unique in your org. It must begin with a letter, not include spaces, not end with an underscore, and not contain two consecutive underscores. In managed packages, this field prevents naming conflicts on package installations. With this field, a developer can change the object's name in a managed package and the changes are reflected in a subscriber's organization. Corresponds to <b>Rule Name</b> in the user interface.</p> <p> <b>Note:</b> When creating large sets of data, always specify a unique <code>DeveloperName</code> for each record. If no <code>DeveloperName</code> is specified, performance may slow while Salesforce generates one for each record.</p>
GroupId	<p><b>Type</b> reference</p> <p><b>Properties</b> Create, Filter, Group, Sort</p>

Field	Details
	<p><b>Description</b></p> <p>The ID representing the source group. Cases owned by users in the source group trigger the rule to give access.</p>
Name	<p><b>Type</b></p> <p>string</p> <p><b>Properties</b></p> <p>Create, Filter, Group, Sort, Update</p> <p><b>Description</b></p> <p>Label of the sharing rule as it appears in the user interface. Limited to 80 characters. Corresponds to <b>Label</b> on the user interface.</p>
UserOrGroupId	<p><b>Type</b></p> <p>reference</p> <p><b>Properties</b></p> <p>Create, Filter, Group, Sort</p> <p><b>Description</b></p> <p>The ID representing the target user or group. Target users or groups are given access.</p>

## Usage

Use this object to manage the sharing rules for assets. General sharing uses this object.

SEE ALSO:

[Metadata API Developer Guide: SharingRules](#)

## AssetRelationship

Represents a non-hierarchical relationship between assets due to replacement, upgrade, or other circumstances.

Asset relationships appear in the Primary Assets and Related Assets related lists on asset records in the UI.

## Supported Calls

`create()`, `delete()`, `describeLayout()`, `describeSObjects()`, `getDeleted()`, `getUpdated()`, `query()`, `retrieve()`, `search()`, `undelete()`, `update()`, `upsert()`

## Fields

Field Name	Details
AssetId	<p><b>Type</b> reference</p> <p><b>Properties</b> Create, Filter, Group, Sort</p> <p><b>Description</b> The replacement asset.</p>
AssetRelationshipNumber	<p><b>Type</b> string</p> <p><b>Properties</b> Autonumber, Defaulted on create, Filter, idLookup, Sort</p> <p><b>Description</b> An auto-generated number identifying the asset relationship.</p>
FromDate	<p><b>Type</b> dateTime</p> <p><b>Properties</b> Create, Filter, Nillable, Sort, Update</p> <p><b>Description</b> The day the replacement asset is installed.</p>
LastReferencedDate	<p><b>Type</b> dateTime</p> <p><b>Properties</b> Filter, Nillable, Sort</p> <p><b>Description</b> The date when the asset relationship was last modified. Its label in the user interface is <code>Last Modified Date</code>.</p>
LastViewedDate	<p><b>Type</b> dateTime</p> <p><b>Properties</b> Filter, Nillable, Sort</p> <p><b>Description</b> The date the asset relationship was last viewed.</p>
RelatedAssetId	<p><b>Type</b> reference</p> <p><b>Properties</b> Create, Filter, Group, Sort, Update</p>

Field Name	Details
	<p><b>Description</b> The asset being replaced.</p>
RelationshipType	<p><b>Type</b> picklist</p> <p><b>Properties</b> Create, Defaulted on create, Filter, Group, Nillable, Sort, Update</p> <p><b>Description</b> The type of relationship between the assets. This field comes with three values—Replacement, Upgrade, and Crossgrade—but you can create more in Setup.</p>
ToDate	<p><b>Type</b> dateTime</p> <p><b>Properties</b> Create, Filter, Nillable, Sort, Update</p> <p><b>Description</b> The day the replacement asset is uninstalled.</p>

## Associated Objects

This object has the following associated objects. Unless noted, they are available in the same API version as this object.

### [AssetRelationshipFeed](#)

Feed tracking is available for the object.

### [AssetRelationshipHistory](#)

History is available for tracked fields of the object.

## AssetShare

Represents a sharing entry on an Asset. This object is available in API version 33.0 and later.

## Supported Calls

`describeSObjects()`, `query()`, `retrieve()`

## Special Access Rules

Customer Portal users can't access this object.

## Fields

The properties available for some fields depend on the default organization-wide sharing settings. The properties listed are true for the default settings of such fields.

Field	Details
AssetAccessLevel	<p><b>Type</b> picklist</p> <p><b>Properties</b> Filter, Group, Restricted picklist, Sort</p> <p><b>Description</b> Level of access that the User or Group has to the Asset. The possible values are:</p> <ul style="list-style-type: none"> <li>• Read</li> <li>• Edit</li> <li>• All This value is not valid for creating or deleting records.</li> </ul> <p>This field must be set to an access level that is higher than the organization's default access level for cases.</p>
AssetId	<p><b>Type</b> reference</p> <p><b>Properties</b> Filter, Group, Sort</p> <p><b>Description</b> ID of the Asset associated with this sharing entry. This field can't be updated.</p>
IsDeleted	<p><b>Type</b> boolean</p> <p><b>Properties</b> Defaulted on create, Filter</p> <p><b>Description</b> Indicates whether the object has been moved to the Recycle Bin (<code>true</code>) or not (<code>false</code>). Label is <b>Deleted</b>.</p>
RowCause	<p><b>Type</b> picklist</p> <p><b>Properties</b> Filter, Group, Nillable, Restricted picklist, Sort</p> <p><b>Description</b> Reason that this sharing entry exists. You can only write to this field when its value is either omitted or set to <code>Manual</code> (default). You can create a value for this field in API versions 32.0 and later with the correct organization-wide sharing settings.</p> <p>Valid values include:</p>

Field	Details
	<ul style="list-style-type: none"> <li><code>Manual</code>—The User or Group has access because a user with “All” access manually shared the Asset with them.</li> <li><code>Owner</code>—The User is the owner of the Asset.</li> <li><code>Rule</code>—The User or Group has access via an Asset sharing rule.</li> </ul>
<code>UserOrGroupId</code>	<p><b>Type</b> reference</p> <p><b>Properties</b> Filter, Group, Sort</p> <p><b>Description</b> ID of the User or Group that has been given access to the Asset. This field can't be updated.</p>

## Usage

This object allows you to determine which users and groups can view and edit Asset records owned by other users.

If you attempt to create a new record that matches an existing record, request updates any modified fields and returns the existing record.

## AssetTag

Associates a word or short phrase with an Asset.

## Supported Calls

`create()`, `delete()`, `describeSObjects()`, `query()`, `retrieve()`

## Fields

Field Name	Details
<code>ItemId</code>	<p><b>Type</b> reference</p> <p><b>Properties</b> Create, Filter</p> <p><b>Description</b> ID of the tagged item.</p>
<code>Name</code>	<p><b>Type</b> string</p> <p><b>Properties</b> Create, Filter</p>

Field Name	Details
	<p><b>Description</b></p> <p>Name of the tag. If this value does not already exist, a new TagDefinition is created and becomes the parent of this Tag object. Otherwise, a TagDefinition with the same name becomes the parent of this Tag object. Parent relationships are created automatically.</p>
TagDefinitionId	<p><b>Type</b></p> <p>reference</p> <p><b>Properties</b></p> <p>Filter</p> <p><b>Description</b></p> <p>ID of the parent TagDefinition object that owns the tag.</p>
Type	<p><b>Type</b></p> <p>picklist</p> <p><b>Properties</b></p> <p>Create, Filter, Restricted picklist</p> <p><b>Description</b></p> <p>Defines the visibility of a tag.</p> <p>Valid values:</p> <ul style="list-style-type: none"> <li>• <code>Public</code>—The tag can be viewed and manipulated by all users in an organization.</li> <li>• <code>Personal</code>—The tag can be viewed or manipulated only by a user with a matching <code>OwnerId</code>.</li> </ul>

## Usage

AssetTag stores the relationship between its parent TagDefinition and the Asset being tagged. Tag objects act as metadata, allowing users to describe and organize their data.

When a tag is deleted, its parent TagDefinition will also be deleted if the name is not being used; otherwise, the parent remains. Deleting a TagDefinition sends it to the Recycle Bin, along with any associated tag entries.

## AssetTokenEvent

The documentation has moved to [AssetTokenEvent](#) in the *Platform Events Developer Guide*.

## AssignedResource

Represents a service resource who is assigned to a service appointment in Field Service Lightning and Lightning Scheduler. Assigned resources appear in the Assigned Resources related list on service appointments. This object is available in API version 38.0 and later.


## Supported Calls

`create()`, `delete()`, `describeLayout()`, `describeSObjects()`, `getDeleted()`, `getUpdated()`, `query()`, `retrieve()`, `undelete()`

## Fields

Field Name	Details
<code>ActualTravelTime</code>	<p><b>Type</b> double</p> <p><b>Properties</b> Create, Filter, Nillable, Sort, Update</p> <p><b>Description</b> The number of minutes that the service resource needed to travel to the service appointment they're assigned to. You can enter a value with up to two decimal places.</p>
<code>AssignedResourceNumber</code>	<p><b>Type</b> string</p> <p><b>Properties</b> Autonumber, Defaulted on create, Filter, Sort</p> <p><b>Description</b> An auto-generated number identifying the resource assignment.</p>
<code>EstimatedTravelTime</code>	<p><b>Type</b> double</p> <p><b>Properties</b> Create, Filter, Nillable, Sort, Update</p> <p><b>Description</b> The estimated number of minutes needed for the service resource to travel to the service appointment they're assigned to. You can enter a value with up to two decimal places.</p>
<code>IsPrimaryResource</code>	<p><b>Type</b> boolean</p> <p><b>Properties</b> Create, Defaulted on create, Filter, Group, Sort, Update</p> <p><b>Description</b> Indicates whether the service resource is a primary resource or not. The default value is false. Available in API version 47.0 and later.</p>
<code>ServiceAppointmentId</code>	<p><b>Type</b> reference</p>



Field Name	Details
	<p><b>Properties</b> Create, Filter, Group, Sort</p> <p><b>Description</b> The service appointment that the resource is assigned to.</p>
ServiceCrewId	<p><b>Type</b> reference</p> <p><b>Properties</b> Create, Update, Filter, Group, Sort, Nillable</p> <p><b>Description</b> The service crew that the resource is assigned to.</p> <p> <b>Note:</b> Since service resources can represent crews or individuals, appointment are typically assigned to crews in the following way:</p> <ol style="list-style-type: none"> <li>1. Create a service resource of the Crew type that represent the crew.</li> <li>2. Create an assigned resource on the service appointment and select the crew resource in the <code>ServiceResourceId</code> field.</li> </ol> <p>As an alternative, you can assign appointments to crew members separately. This lets you track each member's travel time and see a list of the crew members in the Assigned Resources related list. To take this approach, create an assigned resource for each crew member. List the crew member in the <code>ServiceResourceId</code> field and the crew they belong to in the <code>ServiceCrewId</code> field.</p>
ServiceResourceId	<p><b>Type</b> reference</p> <p><b>Properties</b> Create, Update, Filter, Group, Sort</p> <p><b>Description</b> The resource who is assigned to the service appointment.</p>

## Usage

You can assign multiple service resources to a service appointment. Service resources who are assigned to service appointments cannot be deactivated until they are removed from the appointments.

## Associated Objects

This object has the following associated objects. Unless noted, they are available in the same API version as this object.

### AssignedResourceFeed

Feed tracking is available for the object.

# AssignmentRule

---

Represents an assignment rule associated with a Case or Lead.

## Supported Calls

`describeSObjects()`, `query()`, `retrieve()`, `search()`

## Special Access Rules

- This object is read only. Assignment rules are created, configured, and deleted in the user interface.
- Customer Portal users can't access this object.

## Fields

Field	Details
Active	<p><b>Type</b> boolean</p> <p><b>Properties</b> Defaulted on create, Filter, Group, Sort</p> <p><b>Description</b> Indicates whether this assignment rule is active (<code>true</code>) or not (<code>false</code>).</p>
Name	<p><b>Type</b> string</p> <p><b>Properties</b> Filter, Group, Nillable, Sort</p> <p><b>Description</b> Name of this assignment rule.</p>
SubjectType	<p><b>Type</b> picklist</p> <p><b>Properties</b> Filter, Group, Nillable, Restricted picklist, Sort</p> <p><b>Description</b> Type of assignment rule—Case or Lead.</p>

## Usage

Before creating or updating a new Case or Lead, a client application can query (by name) the AssignmentRule to obtain the ID of the assignment rule to use, and then assign that ID to the `assignmentRuleId` field of the AssignmentRuleHeader. The AssignmentRuleHeader can be set using either SOAP API or REST API.

Assignment rules can also be specified when creating or upserting Case or Lead objects via the Bulk API or the Bulk 2.0 API.

SEE ALSO:

[Object Basics](#)

## AssociatedLocation

---

Represents a link between an account and a location in Field Service Lightning. You can associate multiple accounts with one location. For example, a shopping center location may have multiple customer accounts.

## Supported Calls

`create()`, `delete()`, `describeLayout()`, `describeSObjects()`, `getDeleted()`, `getUpdated()`, `query()`, `retrieve()`, `undelete()`, `update()`, `upsert()`

## Special Access Rules

Field Service Lightning must be enabled.

## Fields

Field Name	Details
ActiveFrom	<p><b>Type</b> dateTime</p> <p><b>Properties</b> Create, Filter, Nillable, Sort, Update</p> <p><b>Description</b> Date and time the associated location is active.</p>
ActiveTo	<p><b>Type</b> dateTime</p> <p><b>Properties</b> Create, Filter, Nillable, Sort, Update</p> <p><b>Description</b> Date and time the associated location stops being active.</p>
AssociatedLocationNumber	<p><b>Type</b> string</p> <p><b>Properties</b> Autonumber, Defaulted on create, Filter, Sort</p> <p><b>Description</b> Auto-generated number identifying the associated location.</p>

Field Name	Details
LastReferencedDate	<p><b>Type</b> dateTime</p> <p><b>Properties</b> Filter, Nillable, Sort</p> <p><b>Description</b> The date the associated location was last modified.</p>
LastViewedDate	<p><b>Type</b> dateTime</p> <p><b>Properties</b> Filter, Nillable, Sort</p> <p><b>Description</b> The date the associated location was last viewed.</p>
LocationId	<p><b>Type</b> reference</p> <p><b>Properties</b> Create, Filter, Group, Sort, Update</p> <p><b>Description</b> The location associated with the address.</p>
ParentRecordId	<p><b>Type</b> reference</p> <p><b>Properties</b> Create, Filter, Group, Sort</p> <p><b>Description</b> The account associated with the location.</p>
Type	<p><b>Type</b> picklist</p> <p><b>Properties</b> Create, Filter, Group, Nillable, Sort, Update</p> <p><b>Description</b> Picklist of address types. The values are:</p> <ul style="list-style-type: none"> <li>• Bill To</li> <li>• Ship To</li> </ul>

## Associated Objects

This object has the following associated objects. Unless noted, they are available in the same API version as this object.

**AssociatedLocationHistory**

History is available for tracked fields of the object.

## AsyncApexJob

---

Represents an individual Apex sharing recalculation job, a batch Apex job, a method with the `future` annotation, or a job that implements `Queueable`. Use this object to query Apex batch jobs in your organization.

## Supported Calls

`describeSObjects()`, `query()`, `retrieve()`

## Special Access Rules

The `enableAsyncRequiresViewSetup` field on the `ApexSettings` metadata type controls the activation of the critical update “Require View Setup permission to enqueue async Apex Jobs”. In API version 49.0 and later, when the field is set to `true`, users must have the View Setup and Configuration permission to access this object.

## Fields

Field Name	Details
<code>ApexClassID</code>	<p><b>Type</b> reference,</p> <p><b>Properties</b> Filter, Group, Sort</p> <p><b>Description</b> The ID of the Apex class executing the job. Label is <code>Class ID</code>.</p>
<code>CompletedDate</code>	<p><b>Type</b> dateTime</p> <p><b>Properties</b> Filter, Nillable, Sort</p> <p><b>Description</b> The date and time when the job was completed.</p>
<code>ExtendedStatus</code>	<p><b>Type</b> string</p> <p><b>Properties</b> Filter, Group, Nillable, Sort</p> <p><b>Description</b> If one or more errors occurred during the batch processing, this contains a short description of the first error. A more detailed description of that error, along with any subsequent errors,</p>

Field Name	Details
	is emailed to the last user who modified the batch class. This field is available in API version 19.0 and later.
JobItemsProcessed	<p><b>Type</b> int</p> <p><b>Properties</b> Filter, Group, Sort</p> <p><b>Description</b> Number of job items processed. Label is <code>Batches Processed</code>.</p>
JobType	<p><b>Type</b> picklist</p> <p><b>Properties</b> Filter, Group, Restricted picklist, Sort</p> <p><b>Description</b> The type of job being processed. Valid values are:</p> <ul style="list-style-type: none"> <li>• Future</li> <li>• SharingRecalculation</li> <li>• ScheduledApex</li> <li>• BatchApex</li> <li>• BatchApexWorker</li> <li>• TestRequest</li> <li>• TestWorker</li> <li>• ApexToken</li> <li>• Queueable</li> </ul>
MethodName	<p><b>Type</b> string</p> <p><b>Properties</b> Filter, Group, Nillable, Sort</p> <p><b>Description</b> The name of the Apex method being executed. Label is <code>Apex Method</code>.</p>
NumberOfErrors	<p><b>Type</b> int</p> <p><b>Properties</b> Filter, Group, Nillable, Sort</p> <p><b>Description</b> Total number of batches with a failure. A batch is considered transactional, so any unhandled exceptions constitute an entire failure of the batch. Label is <code>Failures</code>.</p>

Field Name	Details
Status	<p><b>Type</b> picklist</p> <p><b>Properties</b> Filter, Group, Restricted picklist, Sort</p> <p><b>Description</b> The status of the job. Valid values are:</p> <ul style="list-style-type: none"> <li>• Holding<sup>1</sup></li> <li>• Queued</li> <li>• Preparing</li> <li>• Processing</li> <li>• Aborted</li> <li>• Completed</li> <li>• Failed</li> </ul> <p><sup>1</sup> This status applies to batch jobs in the Apex flex queue.</p>
TotalJobItems	<p><b>Type</b> int</p> <p><b>Properties</b> Filter, Group, Nillable, Sort</p> <p><b>Description</b> Total number of batches processed. Each batch contains a set of records. Label is Total Batches.</p>

## Usage

Use this object to query Apex batch jobs in your organization.

## AttachedContentDocument

This read-only object contains all `ContentDocument` objects associated with an object.

## Supported Calls

`describeSObjects()`

## Fields

Field Name	Details
ContentDocumentId	<p><b>Type</b> reference</p> <p><b>Properties</b> Filter, Group, Nillable, Sort</p> <p><b>Description</b> ID of the attached ContentDocument.</p>
ContentSize	<p><b>Type</b> int</p> <p><b>Properties</b> Filter, Group, Nillable, Sort</p> <p><b>Description</b> Size of the document in bytes.</p>
ContentUrl	<p><b>Type</b> url</p> <p><b>Properties</b> Filter, Group, Nillable, Sort</p> <p><b>Description</b> URL for links and Google Docs. This field is set only for links and Google Docs, and is one of the fields that determine the FileType.  This field is available in API version 31.0 and later.</p>
ExternalDataSourceName	<p><b>Type</b> string</p> <p><b>Properties</b> Filter, Group, Nillable, Sort</p> <p><b>Description</b> Name of the external data source in which the document is stored. This field is set only for external documents that are connected to Salesforce.  This field is available in API version 32.0 and later.</p>
ExternalDataSourceType	<p><b>Type</b> picklist</p> <p><b>Properties</b> Filter, Group, Nillable, Restricted picklist, Sort</p>



Field Name	Details
	<p><b>Description</b></p> <p>Type of external data source in which the document is stored. This field is set only for external documents that are connected to Salesforce.</p> <p>This field is available in API version 35.0 and later.</p>
FileExtension	<p><b>Type</b></p> <p>string</p> <p><b>Properties</b></p> <p>Filter, Group, Nillable, Sort</p> <p><b>Description</b></p> <p>File extension of the attached ContentDocument.</p> <p>This field is available in API version 31.0 and later.</p>
FileType	<p><b>Type</b></p> <p>string</p> <p><b>Properties</b></p> <p>Filter, Group, Nillable, Sort</p> <p><b>Description</b></p> <p>Type of document, determined by the file extension.</p>
LinkedEntityId	<p><b>Type</b></p> <p>reference</p> <p><b>Properties</b></p> <p>Filter, Group, Sort</p> <p><b>Description</b></p> <p>ID of the record the ContentDocument is attached to.</p>
SharingOption	<p><b>Type</b></p> <p>picklist</p> <p><b>Properties</b></p> <p>Defaulted on create, Filter, Group, Nillable, Restricted picklist, Sort</p> <p><b>Description</b></p> <p>Controls whether or not sharing is frozen for a file. Only administrators and file owners with Collaborator access to the file can modify this field. Default is Allowed, which means that new shares are allowed. When set to Restricted, new shares are prevented without affecting existing shares.</p> <p>This field is available in API versions 35.0 and later.</p>
Title	<p><b>Type</b></p> <p>string</p>

**Field Name****Details****Properties**

Filter, Group, idLookup, Sort

**Description**Title of the attached `ContentDocument`.

## Usage

Use this object to list all `ContentDocument` objects attached to an object via a feed post.

To retrieve `ContentDocument` objects, issue a describe call on an object, which returns a query result for each activity since the record was created. You can't directly query this object.

## AttachedContentNote

This read-only object contains all `ContentNote` objects associated with an object. This object is available in API version 35.0 and later.

## Supported Calls

`describeSObjects()`

## Special Access Rules

- Notes must be enabled.
- Chatter must be enabled.

## Fields

**Field Name****Details**`ContentDocumentId`**Type**

reference

**Properties**

Filter, Group, Nillable, Sort

**Description**ID of the attached `ContentNote``ContentSize`**Type**

int

**Properties**

Filter, Group, Nillable, Sort

Field Name	Details
	<p><b>Description</b></p> <p>Size of the note in bytes.</p>
FileExtension	<p><b>Type</b></p> <p>string</p> <p><b>Properties</b></p> <p>Filter, Group, Nillable, Sort</p> <p><b>Description</b></p> <p>File extension of the attached ContentNote.</p>
FileType	<p><b>Type</b></p> <p>string</p> <p><b>Properties</b></p> <p>Filter, Group, Nillable, Sort</p> <p><b>Description</b></p> <p>Type of file for the note. All notes have a file type of SNOTE.</p>
LinkedEntityId	<p><b>Type</b></p> <p>reference</p> <p><b>Properties</b></p> <p>Filter, Group, Sort</p> <p><b>Description</b></p> <p>ID of the record the ContentNote is attached to.</p>
TextPreview	<p><b>Type</b></p> <p>string</p> <p><b>Properties</b></p> <p>Filter, Group, Nillable, Sort</p> <p><b>Description</b></p> <p>A preview of the note, up to 255 characters.</p>
Title	<p><b>Type</b></p> <p>string</p> <p><b>Properties</b></p> <p>Filter, Group, Sort</p> <p><b>Description</b></p> <p>Title of the note.</p>

## Usage

Use this object to list all `ContentNote` objects attached to an object.

To retrieve `ContentNote` objects, issue a `describe` call on an object, which returns a query result for each note created or attached. You can't directly query this object.

## Attachment

---

Represents a file that a User has uploaded and attached to a parent object.

## Supported Calls

`create()`, `delete()`, `describeSObjects()`, `getDeleted()`, `getUpdated()`, `query()`, `retrieve()`, `search()`, `undelete()`, `update()`, `upsert()`


## Fields

Field	Details
Body	<p><b>Type</b> base64</p> <p><b>Properties</b> Create, Update</p> <p><b>Description</b> Required. Encoded file data.</p>
BodyLength	<p><b>Type</b> int</p> <p><b>Properties</b> Filter, Group, Nillable, Sort</p> <p><b>Description</b> Size of the file (in bytes).</p>
ConnectionReceivedId	<p><b>Type</b> reference</p> <p><b>Properties</b> Filter, Group, Nillable, Sort</p> <p><b>Description</b> ID of the <code>PartnerNetworkConnection</code> that shared this record with your organization. This field is available if you enabled Salesforce to Salesforce.</p>
ConnectionSentId	<p><b>Type</b> reference</p>

Field	Details
	<p><b>Properties</b> Filter, Group, Nillable, Sort</p> <p><b>Description</b> ID of the PartnerNetworkConnection that you shared this record with. This field is available if you enabled Salesforce to Salesforce. This field is supported using API versions earlier than 15.0. In all other API versions, this field's value is null. You can use the new PartnerNetworkRecordConnection object to forward records to connections.</p>
ContentType	<p><b>Type</b> string</p> <p><b>Properties</b> Create, Filter, Group, Nillable, Sort, Update</p> <p><b>Description</b> The content type of the attachment.</p> <p>If the <code>Don't allow HTML uploads as attachments or document records</code> security setting is enabled for your organization, you cannot upload files with the following file extensions: <code>.htm</code>, <code>.html</code>, <code>.htt</code>, <code>.htx</code>, <code>.mhtm</code>, <code>.mhtml</code>, <code>.shtm</code>, <code>.shtml</code>, <code>.acgi</code>, <code>.svg</code>.</p> <p>When you insert a document or attachment through the API, make sure that this field is set to the appropriate MIME type.</p>
Description	<p><b>Type</b> textarea</p> <p><b>Properties</b> Create, Filter, Nillable, Sort, Update</p> <p><b>Description</b> Description of the attachment. Maximum size is 500 characters. This field is available in API version 18.0 and later.</p>
IsEncrypted	<p>This information is about Shield Platform Encryption and not Classic Encryption.</p> <p><b>Type</b> boolean</p> <p><b>Properties</b> Defaulted on create, Filter, Group, Sort</p> <p><b>Description</b> Indicates whether the attachment is encrypted using Shield Platform Encryption (<code>true</code>) or not (<code>false</code>). This field is available in API version 34.0 and later.</p>
IsPartnerShared	<p><b>Type</b> boolean</p> <p><b>Properties</b> Defaulted on create, Filter, Group, Sort, Update</p>

Field	Details
	<p><b>Description</b></p> <p>Indicates whether this record is shared with a connection using Salesforce to Salesforce. Label is <code>Is Shared With Partner</code>.</p>
IsPrivate	<p><b>Type</b></p> <p>boolean</p> <p><b>Properties</b></p> <p>Create, Defaulted on create, Filter, Group, Sort, Update</p> <p><b>Description</b></p> <p>Indicates whether this record is viewable only by the owner and administrators (<code>true</code>) or viewable by all otherwise-allowed users (<code>false</code>). During a create or update call, it is possible to mark an Attachment record as private even if you are not the owner. This can result in a situation in which you can no longer access the record that you just inserted or updated. Label is <b>Private</b>.</p> <p>Attachments on tasks or events can't be marked private.</p>
Name	<p><b>Type</b></p> <p>string</p> <p><b>Properties</b></p> <p>Create, Filter, Group, idLookup, Sort, Update</p> <p><b>Description</b></p> <p>Required. Name of the attached file. Maximum size is 255 characters. Label is <b>File Name</b>.</p>
OwnerId	<p><b>Type</b></p> <p>reference</p> <p><b>Properties</b></p> <p>Create, Defaulted on create, Filter, Group, Sort, Update</p> <p><b>Description</b></p> <p>ID of the User who owns the attachment. This field was required previous to release 9.0. Beginning with release 9.0, it can be null on create.</p> <p>The owner of an attachment on a task or event must be the same as the owner of the task or event.</p>
ParentId	<p><b>Type</b></p> <p>reference</p> <p><b>Properties</b></p> <p>Create, Filter, Group, Sort</p> <p><b>Description</b></p> <p>Required. ID of the parent object of the attachment. The following objects are supported as parents of attachments:</p> <ul style="list-style-type: none"> <li>• Account</li> <li>• Asset</li> </ul>

Field	Details
	<ul style="list-style-type: none"> <li>• Campaign</li> <li>• Case</li> <li>• Contact</li> <li>• Contract</li> <li>• Custom objects</li> <li>• EmailMessage</li> <li>• EmailTemplate</li> <li>• Event</li> <li>• Lead</li> <li>• Opportunity</li> <li>• Product2</li> <li>• Solution</li> <li>• Task</li> </ul>

 **Note:** If you are importing Attachment data and want to set the value for an audit field, such as `CreatedDate`, contact Salesforce. For example, for compliance reasons, you may prefer to set the `CreatedDate` to the date the record was originally created in your system, rather than the date it was imported into Salesforce. Audit fields are automatically updated during API operations unless you request to set these fields yourself.

## Usage

The API sends and receives the binary file attachment data encoded as a `base64Binary` data type. Before creating a record, client applications must encode the binary attachment data as base64. Upon receiving a response, client applications must decode the base64 data to binary (this conversion is usually handled for you by the SOAP client).

The create call restricts these files to a maximum size of 25 MB. For a file attached to a Solution, the limit is 1.5 MB. The maximum email attachment size is 3 MB.

The API supports attachments on email in create, delete, or update calls. The query call does not return attachments parented by email, unless the user performing the query has the “Modify All Data” permission.

 **Note:**

- Attachment records are not searched during text searches.
- When issued by an administrator, the query results include Attachment records from the Recycle Bin.
- When issued by a non-administrator, the `queryAll()` call results do not include Attachment records from the Recycle Bin.

Access to fields depends on the method being used:

- All of the fields are accessible using the `describeObjects()` and `query()` calls. With the `create()` call, you can insert the `Name`, `ParentId`, `Body`, `IsPrivate`, and `OwnerId` fields.
- To modify existing records, the `update()` call gives you access to change the `Name`, `Body`, `IsPrivate`, and `OwnerId` fields.
- You can access all of the fields using a `query()` call. However, you can't receive the `Body` field for multiple records in a single `query()` call. If your query returns the `Body` field, your client application must ensure that only one row with one Attachment

is returned; otherwise, an error occurs. A more effective approach is to return IDs (but not Attachment records in the `Body` field) from a `query()` call and then pass them into `retrieve()` calls that return the `Body` field.

- For information about accessing the attachments of archived activities, see Archived Activities.

SEE ALSO:

[Note](#)

## Audience

---

Represents an audience that is defined by criteria and can be assigned and used for targeting in a community. This object is available in API version 44.0 and later.


## Supported Calls

`describeSObjects()`, `query()`, `retrieve()`, `update()`

## Fields

Field	Details
AudienceName	<p><b>Type</b> string</p> <p><b>Properties</b> Filter, Group, Sort, Update</p> <p><b>Description</b> Name of the audience.</p>
ContainerId	<p><b>Type</b> reference</p> <p><b>Properties</b> Filter, Group, Sort</p> <p><b>Description</b> ID of the community or org that contains the audience. ContainerId is nillable in API versions 47.0 and earlier.</p>
Description	<p><b>Type</b> string</p> <p><b>Properties</b> Filter, Group, Nillable, Sort, Update</p> <p><b>Description</b> Description of the audience.</p>



Field	Details
DeveloperName	<p><b>Type</b> string</p> <p><b>Properties</b> Filter, Group, Sort, Update</p> <p><b>Description</b> The unique name of the audience in the API. This name can contain only underscores and alphanumeric characters, and must be unique in your org. It must begin with a letter, not include spaces, not end with an underscore, and not contain two consecutive underscores. This field is automatically generated, but you can supply your own value if you create the record using the API.</p> <p> <b>Note:</b> When creating large sets of data, always specify a unique <code>DeveloperName</code> for each record. If no <code>DeveloperName</code> is specified, performance may slow while Salesforce generates one for each record.</p>
FormulaFilterType	<p><b>Type</b> picklist</p> <p><b>Properties</b> Filter, Group, Nillable, Restricted picklist, Sort, Update</p> <p><b>Description</b> Formula filter for the criteria used to define the audience. Valid values are:</p> <ul style="list-style-type: none"> <li>• <code>AllCriteriaMatch</code>—Matching all the conditions (AND).</li> <li>• <code>AnyCriterionMatches</code>—Matching at least one condition (OR).</li> <li>• <code>CustomLogicMatches</code>—Matching condition logic (AND and OR) and numbered criteria groups. This value is available in API version 45.0 and later.</li> </ul>
Language	<p><b>Type</b> picklist</p> <p><b>Properties</b> Filter, Group, Nillable, Restricted picklist, Sort, Update</p> <p><b>Description</b> Language of the audience. Valid values are:</p> <ul style="list-style-type: none"> <li>• Chinese (Simplified): <code>zh_CN</code></li> <li>• Chinese (Traditional): <code>zh_TW</code></li> <li>• Danish: <code>da</code></li> <li>• Dutch: <code>n1_NL</code></li> <li>• English: <code>en_US</code></li> <li>• Finnish: <code>fi</code></li> <li>• French: <code>fr</code></li> <li>• German: <code>de</code></li> <li>• Italian: <code>it</code></li> </ul>

Field	Details
	<ul style="list-style-type: none"> <li>• Japanese: ja</li> <li>• Korean: ko</li> <li>• Norwegian: no</li> <li>• Portuguese (Brazil): pt_BR</li> <li>• Russian: ru</li> <li>• Spanish: es</li> <li>• Spanish (Mexico): es_MX Spanish (Mexico) defaults to Spanish for customer-defined translations.</li> <li>• Swedish: sv</li> <li>• Thai: th The Salesforce user interface is fully translated to Thai, but Help is in English.</li> </ul>
MasterLabel	<p><b>Type</b> string</p> <p><b>Properties</b> Filter, Group, Sort, Update</p> <p><b>Description</b> Master label for the audience. This internal name doesn't get translated.</p>

## AuraDefinition

Represents an Aura component definition, such as component markup, a client-side controller, or an event. This object is available in API version 32.0 and later.

## Supported Calls

`create()`, `delete()`, `describeObjects()`, `query()`, `retrieve()`, `update()`, `upsert()`

## Fields

Field Name	Details
AuraDefinitionBundleId	<p><b>Type</b> reference</p> <p><b>Properties</b> Create, Filter, Group, Sort</p> <p><b>Description</b> The ID of the bundle containing the definition. A bundle contains a Lightning definition and all its related resources.</p>

**Field Name****Details**

DefType

**Type**

picklist

**Properties**

Create, Filter, Group, Restricted picklist, Sort, Update

**Description**

The definition type. Valid values are:

- APPLICATION — Lightning Aura Components app
- CONTROLLER — client-side controller
- COMPONENT — component markup
- EVENT — event definition
- HELPER — client-side helper
- INTERFACE — interface definition
- RENDERER — client-side renderer
- STYLE — style (CSS) resource
- PROVIDER — reserved for future use
- MODEL — deprecated, do not use
- TESTSUITE — reserved for future use
- DOCUMENTATION — documentation markup
- TOKENS — tokens collection
- DESIGN — design definition
- SVG — SVG graphic resource
- MODULE — reserved for future use

Format

**Type**

picklist

**Properties**

Create, Filter, Group, Restricted picklist, Sort, Update

**Description**

The format of the definition. Valid values are:

- XML for component markup
- JS for JavaScript code
- CSS for styles
- TEMPLATE\_CSS reserved for future use
- SVG for an SVG graphic

Source

**Type**

textarea

**Properties**

Create, Update

Field Name	Details
	<p><b>Description</b></p> <p>The contents of the definition. This is all the markup or code for the definition.</p>

## Usage

For more information, see the [Lightning Aura Components Developer Guide](#).

## AuraDefinitionBundle

Represents a Lightning Aura component definition bundle, such as a component or application bundle. A bundle contains a Lightning Aura component definition and all its related resources. This object is available in API version 32.0 and later.

## Supported Calls

`create()`, `delete()`, `describeSObjects()`, `query()`, `retrieve()`, `update()`, `upsert()`

## Fields

Field Name	Details
ApiVersion	<p><b>Type</b></p> <p>double</p> <p><b>Properties</b></p> <p>Create, Filter, Sort, Update</p> <p><b>Description</b></p> <p>The API version for this bundle. Every bundle has an API version specified at creation.</p>
Description	<p><b>Type</b></p> <p>textarea</p> <p><b>Properties</b></p> <p>Create, Filter, Group, Sort, Update</p> <p><b>Description</b></p> <p>The text description of the bundle. Maximum size of 255 characters.</p>
DeveloperName	<p><b>Type</b></p> <p>string</p> <p><b>Properties</b></p> <p>Create, Filter, Group, Sort, Update</p>

## Field Name

## Details

**Description**

The unique name of the record in the API. This name can contain only underscores and alphanumeric characters, and must be unique in your org. It must begin with a letter, not include spaces, not end with an underscore, and not contain two consecutive underscores. This field is automatically generated but you can supply your own value if you create the record using the API.



**Note:** When creating large sets of data, always specify a unique `DeveloperName` for each record. If no `DeveloperName` is specified, performance may slow while Salesforce generates one for each record.

## Language

**Type**

picklist

**Properties**

Create, Defaulted on create, Filter, Group, Nillable, Restricted picklist, Sort, Update

**Description**

The language of the `MasterLabel`.

## MasterLabel

**Type**

string

**Properties**

Create, Filter, Group, Sort, Update

**Description**

Master label for the Lightning bundle. This internal label doesn't get translated.

## NamespacePrefix

**Type**

string

**Properties**

Filter, Group, Nillable, Sort

**Description**

The namespace prefix that is associated with this object. Each Developer Edition org that creates a managed package has a unique namespace prefix. Limit: 15 characters. You can refer to a component in a managed package by using the **`namespacePrefix__componentName`** notation.

The namespace prefix can have one of the following values.

- In Developer Edition orgs, `NamespacePrefix` is set to the namespace prefix of the org for all objects that support it, unless an object is in an installed managed package. In that case, the object has the namespace prefix of the installed managed package. This field's value is the namespace prefix of the Developer Edition org of the package developer.

Field Name	Details
	<ul style="list-style-type: none"> <li>In orgs that are not Developer Edition orgs, <code>NamespacePrefix</code> is set only for objects that are part of an installed managed package. All other objects have no namespace prefix.</li> </ul>

## Usage

For more information, see the [Lightning Aura Components Developer Guide](#).

## AuthConfig

Represents authentication options for an org with a My Domain configured, a community, or a custom domain. This object is available in API version 32.0 and later.

The fields for this object control the options that display on the login page of an org configured with a My Domain, a community, or custom domain.

- Logging in with a username and password
- Using SAML for single sign-on
- Authentication provider logins from a third-party service, such as Facebook or Twitter

## Supported Calls

`describeSObjects()`, `query()`, `retrieve()`

## Special Access Rules

You must have “View Setup and Configuration” permission to view the settings.

## Fields

Field Name	Details
<code>AuthOptionsAuthProvider</code>	<p><b>Type</b> boolean</p> <p><b>Properties</b> Filter</p> <p><b>Description</b> If <code>true</code>, at least one Auth. Provider is selected to show up on the login page, and this object has child <code>AuthConfigProvider</code> objects for each provider.</p>
<code>AuthOptionsCertificate</code>	<p><b>Type</b> boolean</p>

Field Name	Details
	<p><b>Properties</b> Filter</p> <p><b>Description</b> If <code>true</code>, certificate-based login displays on the My Domain login page.</p>
AuthOptionsSaml	<p><b>Type</b> boolean</p> <p><b>Properties</b> Filter</p> <p><b>Description</b> If <code>true</code>, at least one SAML configuration is selected to show up on the login page. If the organization has only one SAML configuration, this value indicates whether that configuration is selected to show up on the login page. If the organization has multiple SAML configurations, see the child <code>AuthConfigProvider</code> objects for each configuration.</p>
AuthOptionsUsernamePassword	<p><b>Type</b> boolean</p> <p><b>Properties</b> Filter</p> <p><b>Description</b> If <code>true</code>, the login option for a username and password appears on the login page.</p>
DeveloperName	<p><b>Type</b> string</p> <p><b>Properties</b> Filter, Group, Sort</p> <p><b>Description</b> The name of the domain created using My Domain or, for communities, a concatenated string of <code>community name_community prefix</code>.</p>
IsActive	<p><b>Type</b> boolean</p> <p><b>Properties</b> Defaulted on create, Filter, Group, Sort</p> <p><b>Description</b> Whether this configuration is in use.</p>
Language	<p><b>Type</b> picklist</p>

Field Name	Details
	<p><b>Properties</b> Filter, Group, Restricted picklist, Sort</p> <p><b>Description</b> The language for the organization.</p>
MasterLabel	<p><b>Type</b> string</p> <p><b>Properties</b> Filter, Group, Sort</p> <p><b>Description</b> The text that's used to identify the Visualforce page in Setup.</p>
NamespacePrefix	<p><b>Type</b> string</p> <p><b>Properties</b> Filter, Group, Nillable, Sort</p> <p><b>Description</b> The namespace prefix that is associated with this object. Each Developer Edition org that creates a managed package has a unique namespace prefix. Limit: 15 characters. You can refer to a component in a managed package by using the <b>namespacePrefix__componentName</b> notation.</p> <p>The namespace prefix can have one of the following values.</p> <ul style="list-style-type: none"> <li>In Developer Edition orgs, <code>NamespacePrefix</code> is set to the namespace prefix of the org for all objects that support it, unless an object is in an installed managed package. In that case, the object has the namespace prefix of the installed managed package. This field's value is the namespace prefix of the Developer Edition org of the package developer.</li> <li>In orgs that are not Developer Edition orgs, <code>NamespacePrefix</code> is set only for objects that are part of an installed managed package. All other objects have no namespace prefix.</li> </ul>
Type	<p><b>Type</b> picklist</p> <p><b>Properties</b> Filter, Group, Restricted picklist, Sort</p> <p><b>Description</b> The organization type for this object.</p> <ul style="list-style-type: none"> <li><code>Org</code> (includes custom domains)</li> <li><code>Community</code></li> <li><code>Site</code></li> <li><code>Portal</code></li> </ul>



Field Name	Details
Url	<p><b>Type</b> string</p> <p><b>Properties</b> Filter, Group, idLookup, Sort</p> <p><b>Description</b> The login URL of the organization for this AuthConfig object. Each URL has only one associated AuthConfig object.</p>

## AuthConfigProviders

Represents an authentication provider that's configured in an organization. This object is a child of the AuthConfig object. This object is available in API version 32.0 and later.

This object links the authentication configuration for an organization to the Auth.Provider through the `AuthOptionsAuthProvider` field of the AuthConfig object. The login page of a Community or custom domain that was created by using My Domain can allow multiple SAML configurations and multiple authentication providers. These configurations can be set to show up as buttons on the login page. Each configuration has an AuthConfigProvider object.

## Supported Calls

`describeSObjects()`, `query()`, `retrieve()`

## Special Access Rules

You must have "View Setup and Configuration" permission to view the settings.

## Fields

Field Name	Details
AuthConfigId	<p><b>Type</b> reference</p> <p><b>Properties</b> Filter, Group, Sort</p> <p><b>Description</b> The ID for this configuration.</p>
AuthProviderId	<p><b>Type</b> reference</p> <p><b>Properties</b> Filter, Group, Sort</p>

Field Name	Details
	<p><b>Description</b></p> <p>The ID of the Auth. Provider or SAML configuration.</p>

## AuthorizationForm

Represents the specific version and effective dates of a form that is associated with consent, such as a privacy policy or terms and conditions. This object is available in API version 46.0 and later.

## Supported Calls

`create()`, `delete()`, `describeLayout()`, `describeSObjects()`, `getDeleted()`, `getUpdated()`, `query()`, `retrieve()`, `search()`, `undelete()`, `update()`, `upsert()`

## Special Access Rules

This object is available if Data Protection and Privacy is enabled.

## Fields

Field Name	Details
<code>DefaultAuthFormTextId</code>	<p><b>Type</b> reference</p> <p><b>Properties</b> Create, Filter, Group, Nillable, Sort, Update</p> <p><b>Description</b> Required. The ID of the default authorization form text to use if text isn't available for a specific language.</p>
<code>EffectiveFromDate</code>	<p><b>Type</b> date</p> <p><b>Properties</b> Create, Filter, Group, Nillable, Sort, Update</p> <p><b>Description</b> The date when the authorization form takes effect.</p>
<code>EffectiveToDate</code>	<p><b>Type</b> date</p> <p><b>Properties</b> Create, Filter, Group, Nillable, Sort, Update</p>

Field Name	Details
	<p><b>Description</b> The date when the authorization form is no longer in effect.</p>
IsSignatureRequired	<p><b>Type</b> boolean</p> <p><b>Properties</b> Create, Defaulted on create, Filter, Group, Sort, Update</p> <p><b>Description</b> Indicates whether the authorization form requires a signature.</p>
LastReferencedDate	<p><b>Type</b> dateTime</p> <p><b>Properties</b> Filter, Nillable, Sort</p> <p><b>Description</b> The timestamp for when the current user last viewed a record related to this record.</p>
LastViewedDate	<p><b>Type</b> dateTime</p> <p><b>Properties</b> Filter, Nillable, Sort</p> <p><b>Description</b> The timestamp for when the current user last viewed this record. If this value is null, it's possible that this record was referenced (<code>LastReferencedDate</code>) and not viewed.</p>
Name	<p><b>Type</b> string</p> <p><b>Properties</b> Create, Filter, Group, idLookup, Sort, Update</p> <p><b>Description</b> Required. The name of the authorization form.</p>
OwnerId	<p><b>Type</b> reference</p> <p><b>Properties</b> Create, Defaulted on create, Filter, Group, Sort, Update</p> <p><b>Description</b> The ID of the owner of the account associated with this customer.</p>

Field Name	Details
RevisionNumber	<p><b>Type</b> string</p> <p><b>Properties</b> Create, Filter, Group, Nillable, Sort, Update</p> <p><b>Description</b> The revision number of the authorization form. For example, "rev1.21."</p>

## Associated Objects

This object has the following associated objects. Unless noted, they are available in the same API version as this object.

### [AuthorizationFormHistory](#)

History is available for tracked fields of the object.

### [AuthorizationFormOwnerSharingRule](#)

Sharing rules are available for the object.

### [AuthorizationFormShare](#)

Sharing is available for the object.

## AuthorizationFormConsent

Represents the date and way in which a user consented to an authorization form. This object is available in API version 46.0 and later.

## Supported Calls

`create()`, `delete()`, `describeLayout()`, `describeSObjects()`, `getDeleted()`, `getUpdated()`, `query()`, `retrieve()`, `search()`, `undelete()`, `update()`, `upsert()`

## Special Access Rules

This object is available if Data Protection and Privacy is enabled.

## Fields

Field Name	Details
AuthorizationFormTextId	<p><b>Type</b> reference</p> <p><b>Properties</b> Create, Filter, Group, Sort, Update</p> <p><b>Description</b> Required. The authorization form text that the Individual consented to.</p>

Field Name	Details
ConsentCapturedDateTime	<p><b>Type</b> dateTime</p> <p><b>Properties</b> Create, Filter, Sort, Update</p> <p><b>Description</b> Required. The date and time that consent was given.</p>
ConsentCapturedSource	<p><b>Type</b> string</p> <p><b>Properties</b> Create, Filter, Group, Sort, Update</p> <p><b>Description</b> Required. The source through which consent was captured. For example, user@example.com, www.example.com.</p>
ConsentCapturedSourceType	<p><b>Type</b> picklist</p> <p><b>Properties</b> Create, Defaulted on create, Filter, Group, Restricted picklist, Sort, Update</p> <p><b>Description</b> Required. The source type through which consent was captured. For example, phone, email, or website.</p>
ConsentGiverId	<p><b>Type</b> reference</p> <p><b>Properties</b> Create, Filter, Group, Sort, Update</p> <p><b>Description</b> Required. The ID of the person consenting to the authorization form.</p>
DocumentVersionId	<p><b>Type</b> reference</p> <p><b>Properties</b> Create, Filter, Group, Nillable, Sort, Update</p> <p><b>Description</b> The ID of the document version for which consent is given.</p>
LastReferencedDate	<p><b>Type</b> dateTime</p> <p><b>Properties</b> Filter, Nillable, Sort</p>

Field Name	Details
	<p><b>Description</b></p> <p>The timestamp for when the current user last viewed a record related to this record.</p>
LastViewedDate	<p><b>Type</b></p> <p>dateTime</p> <p><b>Properties</b></p> <p>Filter, Nillable, Sort</p> <p><b>Description</b></p> <p>The timestamp for when the current user last viewed this record. If this value is null, it's possible that this record was referenced (LastReferencedDate) and not viewed.</p>
Name	<p><b>Type</b></p> <p>string</p> <p><b>Properties</b></p> <p>Create, Filter, Group, idLookup, Sort, Update</p> <p><b>Description</b></p> <p>Required. The name of the authorization form consent.</p>
OwnerId	<p><b>Type</b></p> <p>reference</p> <p><b>Properties</b></p> <p>Create, Defaulted on create, Filter, Group, Sort, Update</p> <p><b>Description</b></p> <p>Required. The ID of the owner of the account associated with this customer.</p>
RelatedRecordId	<p><b>Type</b></p> <p>reference</p> <p><b>Properties</b></p> <p>Create, Filter, Group, Nillable, Sort, Update</p> <p><b>Description</b></p> <p>The ID of a record showing consent of an authorization form.</p>
Status	<p><b>Type</b></p> <p>picklist</p> <p><b>Properties</b></p> <p>Create, Filter, Group, Nillable, Restricted picklist, Sort, Update</p> <p><b>Description</b></p> <p>The status of the authorization form.</p> <p>Possible values are:</p>

Field Name	Details
	<ul style="list-style-type: none"> <li>• Seen</li> <li>• Signed</li> </ul>
PartyId	<p><b>Type</b> reference</p> <p><b>Properties</b> Create, Filter, Group, Sort</p> <p><b>Description</b> This field was removed in API version 47.0. Use <code>ConsentGiverId</code> instead.</p>

## Associated Objects

This object has the following associated objects. Unless noted, they are available in the same API version as this object.

### [AuthorizationFormConsentHistory](#)

History is available for tracked fields of the object.

### [AuthorizationFormConsentOwnerSharingRule](#)

Sharing rules are available for the object.

### [AuthorizationFormConsentShare](#)

Sharing is available for the object.

## AuthorizationFormDataUse

Represents the data use consented to in an authorization form. This object is available in API version 46.0 and later.

## Supported Calls

`create()`, `delete()`, `describeLayout()`, `describeSObjects()`, `getDeleted()`, `getUpdated()`, `query()`, `retrieve()`, `search()`, `undelete()`, `update()`, `upsert()`

## Special Access Rules

This object is available if Data Protection and Privacy is enabled.

## Fields

Field Name	Details
AuthorizationFormId	<p><b>Type</b> reference</p> <p><b>Properties</b> Create, Filter, Group, Sort, Update</p>

Field Name	Details
	<p><b>Description</b> Required. The ID of the associated authorization form record.</p>
DataUsePurposeId	<p><b>Type</b> reference</p> <p><b>Properties</b> Create, Filter, Group, Sort, Update</p> <p><b>Description</b> Required. Identifies the data use purpose record associated with the authorization form.</p>
LastReferencedDate	<p><b>Type</b> dateTime</p> <p><b>Properties</b> Filter, Nillable, Sort</p> <p><b>Description</b> The timestamp for when the current user last viewed a record related to this record.</p>
LastViewedDate	<p><b>Type</b> dateTime</p> <p><b>Properties</b> Filter, Nillable, Sort</p> <p><b>Description</b> The timestamp for when the current user last viewed this record. If this value is null, it's possible that this record was referenced (<code>LastReferencedDate</code>) and not viewed.</p>
Name	<p><b>Type</b> string</p> <p><b>Properties</b> Create, Filter, Group, idLookup, Sort, Update</p> <p><b>Description</b> Required. The name of the authorization form data use.</p>
OwnerId	<p><b>Type</b> reference</p> <p><b>Properties</b> Create, Defaulted on create, Filter, Group, Sort, Update</p> <p><b>Description</b> The ID of the owner of the account associated with this customer.</p>



## Associated Objects

This object has the following associated objects. Unless noted, they are available in the same API version as this object.

### [AuthorizationFormDataUseHistory](#)

History is available for tracked fields of the object.

### [AuthorizationFormDataUseOwnerSharingRule](#)

Sharing rules are available for the object.

### [AuthorizationFormDataUseShare](#)

Sharing is available for the object.

## AuthorizationFormText

---

Represents an authorization form's text and language settings. This object is available in API version 46.0 and later.

## Supported Calls


`create()`, `delete()`, `describeLayout()`, `describeSObjects()`, `getDeleted()`, `getUpdated()`, `query()`, `retrieve()`, `search()`, `undelete()`, `update()`, `upsert()`

## Special Access Rules

This object is available if Data Protection and Privacy is enabled.

## Fields

Field Name	Details
<code>AuthorizationFormId</code>	<p><b>Type</b> reference</p> <p><b>Properties</b> Create, Filter, Group, Sort</p> <p><b>Description</b> Required. The ID of the associated authorization form record.</p>
<code>ContentDocumentId</code>	<p><b>Type</b> reference</p> <p><b>Properties</b> Create, Filter, Group, Nillable, Sort, Update</p> <p><b>Description</b> The ID of the ContentDocument that provides the authorization form's text.</p>
<code>FullAuthorizationFormUrl</code>	<p><b>Type</b> string</p>

Field Name	Details
	<p><b>Properties</b> Create, Filter, Group, Nillable, Sort, Update</p> <p><b>Description</b> The URL where the full text of the authorization form is located.</p>
LastReferencedDate	<p><b>Type</b> dateTime</p> <p><b>Properties</b> Filter, Nillable, Sort</p> <p><b>Description</b> The timestamp for when the current user last viewed a record related to this record.</p>
LastViewedDate	<p><b>Type</b> dateTime</p> <p><b>Properties</b> Filter, Nillable, Sort</p> <p><b>Description</b> The timestamp for when the current user last viewed this record. If this value is null, it's possible that this record was referenced (<code>LastReferencedDate</code>) and not viewed.</p>
Locale	<p><b>Type</b> picklist</p> <p><b>Properties</b> Create, Filter, Group, Nillable, Restricted picklist, Sort, Update</p> <p><b>Description</b> The combined language and locale ISO code that control the language of the authorization form text. <code>Locale</code> and <code>LocaleSelection</code> have the same function.</p> <p> <b>Note:</b> <code>Locale</code> can contain custom values not included in the picklist if added before version 47.0.</p>
LocaleSelection	<p><b>Type</b> picklist</p> <p><b>Properties</b> Create, Filter, Group, Nillable, Restricted picklist, Sort, Update</p> <p><b>Description</b> The combined language and locale ISO code that control the language of the authorization form text. <code>Locale</code> and <code>LocaleSelection</code> have the same function.</p>

Field Name	Details
Name	<p><b>Type</b> string</p> <p><b>Properties</b> Create, Filter, Group, idLookup, Sort, Update</p> <p><b>Description</b> Required. The name of the authorization form text.</p>
SummaryAuthFormText	<p><b>Type</b> string</p> <p><b>Properties</b> Create, Filter, Group, Nillable, Sort, Update</p> <p><b>Description</b> A shortened version of the authorization form that is displayed to the user.</p>

## Associated Objects

This object has the following associated objects. Unless noted, they are available in the same API version as this object.

### [AuthorizationFormTextHistory](#)

History is available for tracked fields of the object.

## AuthProvider

Represents an authentication provider (auth provider). An auth provider lets users log in to your Salesforce org from an external service provider, such as Facebook, Google, or GitHub.

## Supported Calls

`create()`, `delete()`, `describeSObjects()`, `query()`, `retrieve()`, `update()`, `upsert()`

## Special Access Rules

Only users with Customize Application and Manage AuthProviders permissions can access this object.

## Fields

Field Name	Details
AppleTeam	<p><b>Type</b> string</p> <p><b>Properties</b> Create, Filter, Group, Nillable, Sort, Update</p>

Field Name	Details
	<p><b>Description</b></p> <p>Required when using Apple as a third-party authentication provider. A 10-character team ID, obtained from an Apple developer account. Available in API version 48.0 and later.</p>
AuthorizeUrl	<p><b>Type</b></p> <p>url</p> <p><b>Properties</b></p> <p>Create, Filter, Nillable, Sort, Update</p> <p><b>Description</b></p> <p>Required when creating an OpenID Connect authentication provider. The OAuth authorization endpoint URL. Available in API version 29.0 and later. In API version 33.0 and later, for Salesforce-managed auth providers, leave the field blank to let Salesforce supply and manage the value.</p>
ConsumerKey	<p><b>Type</b></p> <p>string</p> <p><b>Properties</b></p> <p>Create, Filter, Nillable, Sort, Update</p> <p><b>Description</b></p> <p>The app's key that is registered at the third-party (external) authentication provider. In API version 33.0 and later, for Salesforce-managed auth providers, leave the field blank to let Salesforce supply and manage the value.</p>
ConsumerSecret	<p><b>Type</b></p> <p>string</p> <p><b>Properties</b></p> <p>Create, Nillable</p> <p><b>Description</b></p> <p>The consumer secret of the authentication provider that is registered at the third-party SSO provider. It's used by the consumer for identification to Salesforce. In API version 33.0 and later, for Salesforce-managed auth providers, leave the field blank to let Salesforce supply and manage the value. You can create your own consumer secret on <code>create()</code>. However, after you set it, you can't change the value.</p>
CustomMetadataTypeRecord	<p><b>Type</b></p> <p>string</p> <p><b>Properties</b></p> <p>Create, Filter, Group, Nillable, Sort, Update</p> <p><b>Description</b></p> <p>Required when creating a custom authentication provider plug-in. The API name of the custom authentication provider. Available in API version 36.0 and later.</p>

Field Name	Details
DefaultScopes	<p><b>Type</b> string</p> <p><b>Properties</b> Create, Filter, Nillable, Sort, Update</p> <p><b>Description</b> For OpenID Connect authentication providers, the scopes to send with the authorization request, if not specified when a flow starts. Available in API version 29.0 and later. In API version 33.0 and later, for Salesforce-managed auth providers, leave the field blank to let Salesforce supply and manage the value.</p>
DeveloperName	<p><b>Type</b> string</p> <p><b>Properties</b> Create, Filter, Group, Sort, Update</p> <p><b>Description</b> Required. Used when referring to the authentication provider from a program.</p>
EcKey	<p><b>Type</b> string</p> <p><b>Properties</b> Create, Filter, Group, Nillable, Sort, Update</p> <p><b>Description</b> Required when using Apple as a third-party authentication provider. Available in API version 48.0 and later.</p>
ErrorUrl	<p><b>Type</b> string</p> <p><b>Properties</b> Create, Filter, Nillable, Sort, Update</p> <p><b>Description</b> A custom error URL for the authentication provider to use to report errors.</p>
ExecutionUserId	<p><b>Type</b> reference</p> <p><b>Properties</b> Create, Filter, Group, Nillable, Sort, Update</p> <p><b>Description</b> Required when specifying a registration handler class. The username of the Salesforce admin or system user who runs the Apex handler, which provides the context in which the Apex handler runs. For example, if the Apex handler creates a contact, the creation can be easily traced back to the registration process. In</p>

Field Name	Details
	production, use a system user. The user must have the Manage Users permission. Available in API version 27.0 and later.
FriendlyName	<p><b>Type</b> string</p> <p><b>Properties</b> Create, Filter, Group, idLookup, Sort, Update</p> <p><b>Description</b> Required. A user-friendly name for the authentication provider.</p>
IconUrl	<p><b>Type</b> url</p> <p><b>Properties</b> Create, Filter, Nillable, Sort, Update</p> <p><b>Description</b> The path to an icon to use as a button on the login page. Users click the button to log in with the associated authentication provider, such as Twitter or Facebook. Available in API version 32.0 and later.</p>
IdTokenIssuer	<p><b>Type</b> string</p> <p><b>Properties</b> Create, Filter, Nillable, Sort, Update</p> <p><b>Description</b> Available when configuring an OpenID Connect authentication provider, the source of the authentication token in https: URI format. If provided, Salesforce validates the returned <code>id_token</code> value. OpenID Connect requires returning an <code>id_token</code> value with the <code>access_token</code> value. Available in API version 30.0 and later.</p>
LinkKickoffUrl	<p><b>Type</b> url</p> <p><b>Properties</b> Nillable</p> <p><b>Description</b> The URL for linking existing Salesforce users to a third-party account. This field is read-only. Available in API version 43.0 and later.</p>
LogoutUrl	<p><b>Type</b> url</p> <p><b>Properties</b> Create, Filter, Nillable, Sort, Update</p>

Field Name	Details
	<p><b>Description</b></p> <p>The destination for users after they log out if they authenticated using single sign-on. The URL must be fully qualified with an http or https prefix, such as <code>https://acme.my.salesforce.com</code>. Available in API version 33.0 and later.</p>
<code>OAuthKickoffUrl</code>	<p><b>Type</b></p> <p>url</p> <p><b>Properties</b></p> <p>Nullable</p> <p><b>Description</b></p> <p>The URL for obtaining OAuth access tokens for a third party. This field is read-only. Available in API version 43.0 and later.</p>
<code>OptionsIncludeOrgIdInId</code>	<p><b>Type</b></p> <p>boolean</p> <p><b>Properties</b></p> <p>Create, Filter, Update</p> <p><b>Description</b></p> <p>Used to differentiate between users with the same user ID from two sources (such as two sandboxes). If enabled (<code>true</code>), Salesforce stores the org ID of the third-party identity in addition to the user ID. After you enable this setting, you can't disable it. Applies only to a Salesforce-managed auth provider. Available in API version 32.0 and later.</p>
<code>OptionsSendAccessTokenInHeader</code>	<p><b>Type</b></p> <p>boolean</p> <p><b>Properties</b></p> <p>Create, Filter, Update</p> <p><b>Description</b></p> <p>If enabled (<code>true</code>), the access token is sent to the <code>UserInfoUrl</code> in a header instead of a query string. Available in API version 30.0 and later.</p>
<code>OptionsSendClientCredentialsInHeader</code>	<p><b>Type</b></p> <p>boolean</p> <p><b>Properties</b></p> <p>Create, Filter, Update</p> <p><b>Description</b></p> <p>Required when creating an OpenID Connect authentication provider. If enabled (<code>true</code>), the client credentials are sent in a header to the <code>tokenUrl</code> instead of a query string. The credentials are in the standard OpenID Connect Basic Credentials header format, which is <code>Basic &lt;token&gt;</code>, where <code>&lt;token&gt;</code> is</p>

Field Name	Details
	<p>the base64-encoded string "<code>clientkey:clientsecret</code>". Available in API version 30.0 and later.</p>
OptionsSendSecretInApis	<p><b>Type</b> boolean</p> <p><b>Properties</b> Create, Filter, Update</p> <p><b>Description</b> Determines whether the encrypted consumer secret appears in API responses. If enabled (default), the secret appears in the response. If disabled (<code>false</code>), responses don't include the consumer secret. For security, you can disable the setting. However, keep in mind that:</p> <ul style="list-style-type: none"> <li>• By disabling this setting, the consumer secret is excluded from API responses in all API versions.</li> <li>• Change sets and other metadata deployments break because both the consumer key and secret are expected. To fix this problem, insert the consumer key manually during deployment.</li> </ul> <p>Available in API version 47.0 and later.</p>
PluginId	<p><b>Type</b> reference</p> <p><b>Properties</b> Create, Filter, Group, Nillable, Sort, Update</p> <p><b>Description</b> An existing Apex class that extends the <code>Auth.AuthProviderPluginClass</code> abstract class. Available in API version 39.0 and later.</p>
ProviderType	<p><b>Type</b> picklist</p> <p><b>Properties</b> Create, Filter, Group, Restricted picklist, Sort, Update</p> <p><b>Description</b> Required. The third-party authentication provider to use. Valid values include:</p> <ul style="list-style-type: none"> <li>• <code>Apple</code>. Available in API version 48.0 and later.</li> <li>• <code>Facebook</code>.</li> <li>• <code>Salesforce</code>.</li> <li>• <code>Janrain</code>.</li> <li>• <code>LinkedIn</code>. Available in API version 32.0 and later.</li> <li>• <code>Twitter</code>. Available in API version 32.0 and later.</li> <li>• <code>OpenIdConnect</code>. Available in API version 29.0 and later.</li> </ul>



Field Name	Details
	<ul style="list-style-type: none"> <li>• <b>MicrosoftACS</b>—Microsoft Access Control Service provides authentication for a Microsoft Office 365 service, like SharePoint Online. Available in API version 31.0 and later.</li> <li>• <b>GitHub</b>—Provides authentication for a <code>GitHub</code> provider. Used to log in users of your Lightning Platform app to GitHub using OAuth. When logged in to GitHub, your app can make calls to GitHub APIs. The <code>GitHub</code> provider isn't available as an SSO provider, so users can't log in to your Salesforce org using their GitHub login credentials. Available in API version 35.0 and later.</li> <li>• <b>Custom</b>—A provider configured with a custom authentication provider plug-in. Available in API version 36.0 and later.</li> </ul>
<code>RegistrationHandlerId</code>	<p><b>Type</b> reference</p> <p><b>Properties</b> Create, Filter, Group, Nillable, Sort, Update</p> <p><b>Description</b> An existing Apex class that implements the <code>Auth.RegistrationHandler</code> interface.</p>
<code>SsoKickoffUrl</code>	<p><b>Type</b> url</p> <p><b>Properties</b> Nillable</p> <p><b>Description</b> The URL for performing SSO into Salesforce from a third party by using its third-party credentials. This field is read-only. Available in API version 43.0 and later.</p>
<code>TokenUrl</code>	<p><b>Type</b> url</p> <p><b>Properties</b> Create, Filter, Nillable, Sort, Update</p> <p><b>Description</b> The OAuth token endpoint URL of an OpenID Connect authentication provider. Available in API version 29.0 and later. In API version 33.0 and later, for Salesforce-managed auth providers, leave the field blank to let Salesforce supply and manage the value.</p>
<code>UserInfoUrl</code>	<p><b>Type</b> url</p> <p><b>Properties</b> Create, Filter, Nillable, Sort, Update</p>

Field Name	Details
	<p><b>Description</b></p> <p>The OpenID Connect endpoint URL of the OpenID Connect authentication provider. Available in API version 29.0 and later. In API version 33.0 and later, for Salesforce-managed auth providers, leave the field blank to let Salesforce supply and manage the value.</p>

## AuthSession

The AuthSession object represents an individual user session in your organization. This object is available in versions 29.0 and later.

### Supported Calls

`delete()`, `describeSObjects()`, `query()`, `retrieve()`

### Fields

Field Name	Details
CreatedDate	<p><b>Type</b> dateTime</p> <p><b>Properties</b> Defaulted on create, Filter, Sort</p> <p><b>Description</b> The date and time this session was created. This field is a standard system field.</p>
Id	<p><b>Type</b> id</p> <p><b>Properties</b> Defaulted on create, Filter, Group, ID Lookup, Sort</p> <p><b>Description</b> The current session's ID.</p>
IsCurrent	<p><b>Type</b> boolean</p> <p><b>Properties</b> Defaulted on create, Filter, Group, Sort</p> <p><b>Description</b> If <code>true</code>, the session is a member of the user's current session family. This field is available in API version 37.0 and later.</p>

Field Name	Details
LastModifiedDate	<p><b>Type</b> dateTime</p> <p><b>Properties</b> Defaulted on create, Filter, Sort</p> <p><b>Description</b> The date and time this session was last updated. A session expires when the current date and time equals LastModifiedDate + NumSecondsValid. This field is a standard system field.</p>
LoginGeoId	<p><b>Type</b> reference</p> <p><b>Properties</b> Filter, Group, Nillable, Sort</p> <p><b>Description</b> The 18-character ID for the record of the geographic location of the user for a login event. Due to the nature of geolocation technology, the accuracy of geolocation fields (for example, country, city, postal code) can vary. This field is available in API version 34.0 and later.</p>
LoginHistoryId	<p><b>Type</b> reference</p> <p><b>Properties</b> Filter, Group, Nillable, Sort</p> <p><b>Description</b> The 18-character ID for a successful login event. When a session is reused, Salesforce updates the LoginHistoryId with the value from the most recent login. This field is available in API version 33.0 and later.</p>
LoginType	<p><b>Type</b> picklist</p> <p><b>Properties</b> Filter, Group, Nillable, Restricted picklist, Sort</p> <p><b>Description</b> The type of login used to access the session. Possible values are:</p> <ul style="list-style-type: none"> <li>• AJAX Toolkit</li> <li>• Apex Office Toolkit</li> <li>• AppExchange</li> <li>• Application</li> <li>• AppStore</li> <li>• Certificate-based login</li> <li>• Chatter Communities Eternal User Third Party SSO</li> </ul>

Field Name	Details
	<ul style="list-style-type: none"><li>• Chatter Communities External User</li><li>• Community</li><li>• Customer Service Portal Third-Party SSO</li><li>• Customer Service Portal</li><li>• DataJunction</li><li>• DB Replication</li><li>• Employee Login to Community</li><li>• Excel Integration</li><li>• Help and Training</li><li>• HOTP YubiKey</li><li>• Lightning Login</li><li>• Networks Portal API Only</li><li>• Offline Client</li><li>• Order Center</li><li>• Other Apex API</li><li>• Outlook Integration</li><li>• Partner Portal Third-Party SSO</li><li>• Partner Portal</li><li>• Partner Product</li><li>• Passwordless Login</li><li>• Remote Access 2.0</li><li>• Remote Access Client</li><li>• Sales Anywhere</li><li>• Salesforce Outlook Integration</li><li>• Salesforce.com Website</li><li>• SAML Chatter Communities External User SSO</li><li>• SAML Customer Service Portal SSO</li><li>• SAML Idp Initiated SSO</li><li>• SAML Partner Portal SSO</li><li>• SAML Sfdc Initiated SSO</li><li>• SAML Site SSO</li><li>• Self-Service</li><li>• Signup</li><li>• Sync</li><li>• SysAdmin Switch</li><li>• Third Party SSO</li><li>• Validate</li></ul>

Field Name	Details
LogoutUrl	<p><b>Type</b> string</p> <p><b>Properties</b> Filter, Nillable, Sort</p> <p><b>Description</b> The page or view to display after users log out of a community, or an organization if they authenticated using SAML. This field is available in API version 32.0 and later.</p>
NumSecondsValid	<p><b>Type</b> int</p> <p><b>Properties</b> Filter, Group, Sort</p> <p><b>Description</b> The number of seconds before the session expires, starting from the last update time.</p>
ParentId	<p><b>Type</b> reference</p> <p><b>Properties</b> Filter, Group, Nillable, Sort</p> <p><b>Description</b> The 18-character ID for the parent session, if one exists (for example, if the current session is for a canvas app). If the current session doesn't have a parent, this value is the current session's own ID.</p>
SessionSecurityLevel	<p><b>Type</b> picklist</p> <p><b>Properties</b> Filter, Group, Nillable, Restricted picklist, Sort</p> <p><b>Description</b> Standard or High, depending upon the authentication method used.</p>
SessionType	<p><b>Type</b> picklist</p> <p><b>Properties</b> Filter, Group, Nillable, Restricted picklist, Sort</p> <p><b>Description</b> The type of session. Common ones are UI, Content, API, and Visualforce.</p>
SourceIp	<p><b>Type</b> string</p>

Field Name	Details
	<p><b>Properties</b> Filter, Group, Sort</p> <p><b>Description</b> IP address of the end user's device from which the session started. This address can be an IPv4 or IPv6 address.</p>
UserType	<p><b>Type</b> picklist</p> <p><b>Properties</b> Filter, Group, Restricted picklist, Sort</p> <p><b>Description</b> The kind of user for this session. Types include Standard, Partner, Customer Portal Manager, High Volume Portal, and CSN Only.</p>
UsersId	<p><b>Type</b> reference</p> <p><b>Properties</b> Filter, Group, Nillable, Sort</p> <p><b>Description</b> The user's Salesforce user ID.</p>

## Usage

The AuthSession object exposes session data and enables read and delete operations on that data. For example, use this object to create a report showing who is signed in to your organization. Or you can use this object to create a tool to delete a session, ending that user's session. For a user, only their own sessions are available, while administrators can see all sessions.

You can't change user sessions with this object. You can only read and delete them.

## BackgroundOperation

Represents a background operation in an asynchronous job queue. This object is available in API version 35.0 and later.

## Supported Calls

`describeSObjects()`, `getDeleted()`, `getUpdated()`, `query()`, `retrieve()`

## Fields

Field Name	Details
Error	<p><b>Type</b> string</p> <p><b>Properties</b> Filter, Group, Nillable, Sort</p> <p><b>Description</b> The error message for the operation. Applies only if the operation has an error status.</p>
ExecutionGroup	<p><b>Type</b> string</p> <p><b>Properties</b> Filter, Group, Nillable, Sort</p> <p><b>Description</b> Applies only if the operation is merged with other operations into an execution group to be processed in bulk. Identifies the execution group.</p>
ExpiresAt	<p><b>Type</b> dateTime</p> <p><b>Properties</b> Filter, Nillable, Sort</p> <p><b>Description</b> After this time, the operation is removed from the asynchronous job queue. Applies only if the operation has a status of complete, canceled, error, or merged.</p>
FinishedAt	<p><b>Type</b> dateTime</p> <p><b>Properties</b> Filter, Nillable, Sort</p> <p><b>Description</b> When the operation reached the status of completed or error.</p>
GroupLeaderId	<p><b>Type</b> reference</p> <p><b>Properties</b> Filter, Group, Nillable, Sort</p> <p><b>Description</b> Applies only if the operation is merged with other operations into an execution group to be processed in bulk. Identifies the operation that's selected as the leader of the execution group.</p>

Field Name	Details
Name	<p><b>Type</b> string</p> <p><b>Properties</b> Filter, Group, idLookup, Sort</p> <p><b>Description</b> Identifies the background operation.</p>
NumFollowers	<p><b>Type</b> int</p> <p><b>Properties</b> Filter, Group, Nillable, Sort</p> <p><b>Description</b> Applies only if the operation is merged with other operations into an execution group to be processed in bulk. Number of other operations that are in the execution group.</p>
ParentKey	<p><b>Type</b> string</p> <p><b>Properties</b> Filter, Group, idLookup, Nillable, Sort</p> <p><b>Description</b> Tag that identifies related sets of operations, if any.</p>
ProcessAfter	<p><b>Type</b> dateTime</p> <p><b>Properties</b> Filter, Nillable, Sort</p> <p><b>Description</b> The operation is scheduled to be processed after this time.</p>
RetryBackoff	<p><b>Type</b> int</p> <p><b>Properties</b> Filter, Group, Nillable, Sort</p> <p><b>Description</b> Applies only if the operation has an error status. The first retry is attempted immediately. Each subsequent retry is increasingly delayed according to an exponential expression that's multiplied by the <code>RetryBackoff</code>, in milliseconds. Specifically, the delay time is <math>(2^n - 1) \times R</math>, where <math>n</math> is the <code>RetryCount</code>, and <math>R</math> is the <code>RetryBackoff</code>.  The default value for <code>RetryBackoff</code> depends on the type of operation. For example, the <code>RetryBackoff</code> default for write operations on external objects</p>



Field Name	Details
	is 1,000 milliseconds. For write operations, retries are attempted immediately, after 3 seconds, after 7 seconds, after 15 seconds, and so on.
RetryCount	<p><b>Type</b> int</p> <p><b>Properties</b> Filter, Group, Nillable, Sort</p> <p><b>Description</b> Number of attempted retries. Applies only if the operation has an error status.</p>
RetryLimit	<p><b>Type</b> int</p> <p><b>Properties</b> Filter, Group, Nillable, Sort</p> <p><b>Description</b> Maximum number of retries to attempt. Applies only if the operation has an error status.</p>
SequenceGroup	<p><b>Type</b> string</p> <p><b>Properties</b> Filter, Group, Nillable, Sort</p> <p><b>Description</b> Identifies the sequence group. Applies only if the operation is merged with other operations into an execution group to be processed in bulk. Within an execution group, operations can be placed into a sequence group to be executed in a specific order.</p>
SequenceNumber	<p><b>Type</b> int</p> <p><b>Properties</b> Filter, Group, Nillable, Sort</p> <p><b>Description</b> Order position within the sequence group. Applies only if the operation is merged with other operations into an execution group to be processed in bulk. Within an execution group, operations can be placed into a sequence group to be executed in a specific order.</p>
StartedAt	<p><b>Type</b> dateTime</p> <p><b>Properties</b> Filter, Nillable, Sort</p>

Field Name	Details
	<p><b>Description</b></p> <p>When the operation started running.</p>
Status	<p><b>Type</b></p> <p>picklist</p> <p><b>Properties</b></p> <p>Filter, Group, Nillable, Restricted picklist, Sort</p> <p><b>Description</b></p> <p>Status of the background operation. The options are:</p> <ul style="list-style-type: none"> <li>• New</li> <li>• Scheduled</li> <li>• Canceled</li> <li>• Merged</li> <li>• Waiting</li> <li>• Running</li> <li>• Error</li> <li>• Complete</li> </ul>
SubmittedAt	<p><b>Type</b></p> <p>dateTime</p> <p><b>Properties</b></p> <p>Filter, Nillable, Sort</p> <p><b>Description</b></p> <p>When the operation was added to the job queue.</p>
Timeout	<p><b>Type</b></p> <p>int</p> <p><b>Properties</b></p> <p>Filter, Group, Nillable, Sort</p> <p><b>Description</b></p> <p>Maximum time in milliseconds to wait for results after the operation started running.</p>
WorkerUri	<p><b>Type</b></p> <p>string</p> <p><b>Properties</b></p> <p>Filter, Group, idLookup, Nillable, Sort</p> <p><b>Description</b></p> <p>URI of the worker that performed the operation.</p>

**Field Name****Details**

Example for a Salesforce Connect OData operation:

```
services/data/v35.0/xds/upsert
```

## Usage

The BackgroundOperation object lets you:

- Monitor the job status of asynchronous operations.
- View errors that are related to the asynchronous operations.
- Extract statistics for the asynchronous job queue.

## BackgroundOperationResult

Stores error messages generated when running Async SOQL queries or importing data into big objects using Bulk API. This is a big object, available in API version 37.0 and later.

Each instance of `BackgroundOperationResult` represents one error. The `Message` field stores the text of the error message. The `ParentID` field stores the:

- job ID of the query, in case of Async SOQL
- batch ID for the data import, in case of Bulk API

Bulk API validates data at the time of import, and generates an error message for the first occurrence of invalid data in any row of the data file. The validation performed depends on the type of data being imported.

- **Text**—The length of the input string must be less than or equal to the length of the corresponding text field in the target object.
- **Number**—The input data must be a number, whose scale and precision are compatible with the corresponding number field in the target object.
- **ID**—The input data must be a valid 15- or 18-character ID.
- **DateTime**—The input data must be a valid dateTime value, in the approved format.
- **Lookup**—The lookup value must be a valid 15- or 18-character ID.

## Supported Calls

`describeSObjects()`, `query()`

## Fields

**Field Name****Details**

CreatedById

**Type**

ID

**Properties**

Nullable


Field Name	Details
	<p><b>Description</b> The user ID of the user initiating the Bulk API or Async SOQL request.</p>
CreatedDate	<p><b>Type</b> dateTime</p> <p><b>Properties</b> Defaulted on create</p> <p><b>Description</b> The date and time at which the Bulk API or Async SOQL request was made.</p>
Data	<p><b>Type</b> string</p> <p><b>Properties</b> Nillable</p> <p><b>Description</b> The data that generated the error message. The total length is limited to 2,000 characters, and each column can occupy a maximum of 50 characters. Any data exceeding those limits is truncated.</p>
Id	<p><b>Type</b> ID</p> <p><b>Properties</b> Defaulted on create, idLookup</p> <p><b>Description</b> The ID of the error message.</p>
Message	<p><b>Type</b> string</p> <p><b>Properties</b> Nillable</p> <p><b>Description</b> The text of the error message.</p>
MessageType	<p><b>Type</b> picklist</p> <p><b>Properties</b> Nillable, Restricted picklist</p> <p><b>Description</b> The type of error message. The possible values are: ERROR, WARNING, or INFO.</p>
ParentId	<p><b>Type</b> reference</p>

Field Name	Details
	<p><b>Properties</b> Filter, Sort</p> <p><b>Description</b> The batch ID, in case of Bulk API, or the job ID, in case of Async SOQL.</p>

## Usage

You can check for errors by querying the `BackgroundOperationResult` object. For example, this query returns details of all errors in a data file imported using Bulk API, whose batch ID is `751xx0000000060AAQ`.

```
SELECT CreatedById, CreatedDate, Id, Message, MessageType, ParentId FROM
BackgroundOperationResult WHERE ParentId = "751xx0000000060AAQ"
```

 **Note:** You can only view errors resulting from Async SOQL or Bulk API requests that you initiated, unless you have the global permission to view all data.

## BatchApexErrorEvent

The documentation has moved to [BatchApexErrorEvent](#) in the *Platform Events Developer Guide*.

## Bookmark

Represents a link between opportunities that share common information.

This object is available to organizations with the Similar Opportunities feature enabled.

## Supported Calls

`create()`, `delete()`, `describeSObjects()`, `getDeleted()`, `getUpdated()`, `query()`, `retrieve()`

## Fields

Field	Details
ID	<p><b>Type</b> ID</p> <p><b>Properties</b> Defaulted on create, Filter</p> <p><b>Description</b> ID of the bookmark. Label is <b>Bookmark ID</b>.</p>
FromId	<p><b>Type</b> ID</p>

Field	Details
	<p><b>Properties</b> Filter</p> <p><b>Description</b> The originating opportunity. Label is <b>Bookmarked From ID</b></p>
ToId	<p><b>Type</b> ID</p> <p><b>Properties</b> Filter</p> <p><b>Description</b> The opportunity to which the originating opportunity is linked. Label is <b>Bookmarked To ID</b>.</p>
IsDeleted	<p><b>Type</b> boolean</p> <p><b>Properties</b> Defaulted on create, Filter</p> <p><b>Description</b> Indicates whether the object has been moved to the Recycle Bin (<code>true</code>) or not (<code>false</code>). Label is <b>Deleted</b>.</p>

## Usage

The Bookmark object works with the Opportunity object only.

Use this read-only object to query the bookmarks between opportunities in your organization. In the online application, users can search for opportunities that share attributes with their opportunity. The user can then bookmark the appropriate opportunities for future reference.

## BrandTemplate

Letterhead for HTML EmailTemplate.


## Supported Calls

`create()`, `delete()`, `describeSObjects()`, `getDeleted()`, `getUpdated()`, `query()`, `retrieve()`, `update()`, `upsert()`

## Special Access Rules

Customer Portal users can't access this object.

## Fields

Field	Details
Description	<p><b>Type</b> string</p> <p><b>Properties</b> Create, Filter, Nillable, Sort, Update</p> <p><b>Description</b> Description of the letterhead. Limited to 1000 characters.</p>
DeveloperName	<p><b>Type</b> string</p> <p><b>Properties</b> Create, Defaulted on create, Filter, Group, Sort, Update</p> <p><b>Description</b> The unique name of the object in the API. This name can contain only underscores and alphanumeric characters, and must be unique in your org. It must begin with a letter, not include spaces, not end with an underscore, and not contain two consecutive underscores. In managed packages, this field prevents naming conflicts on package installations. With this field, a developer can change the object's name in a managed package and the changes are reflected in a subscriber's organization. Label is <b>Letterhead Unique Name</b>.</p> <p> <b>Note:</b> When creating large sets of data, always specify a unique <code>DeveloperName</code> for each record. If no <code>DeveloperName</code> is specified, performance may slow while Salesforce generates one for each record.</p>
IsActive	<p><b>Type</b> boolean</p> <p><b>Properties</b> Create, Defaulted on create, Filter, Group, Sort, Update</p> <p><b>Description</b> Indicates whether the letterhead is available for use (<code>true</code>) or not (<code>false</code>). Label is <b>Active</b>.</p>
Name	<p><b>Type</b> string</p> <p><b>Properties</b> Create, Filter, Group, idLookup, Sort, Update</p> <p><b>Description</b> Label of the template as it appears in the user interface. Limited to 255 characters. Label is <b>Brand Template Name</b>.</p>
NamespacePrefix	<p><b>Type</b> string</p>

Field	Details
	<p><b>Properties</b> Filter, Group, Nillable, Sort</p> <p><b>Description</b> The namespace prefix that is associated with this object. Each Developer Edition org that creates a managed package has a unique namespace prefix. Limit: 15 characters. You can refer to a component in a managed package by using the <b><i>namespacePrefix__componentName</i></b> notation.</p> <p>The namespace prefix can have one of the following values.</p> <ul style="list-style-type: none"> <li>In Developer Edition orgs, <code>NamespacePrefix</code> is set to the namespace prefix of the org for all objects that support it, unless an object is in an installed managed package. In that case, the object has the namespace prefix of the installed managed package. This field's value is the namespace prefix of the Developer Edition org of the package developer.</li> <li>In orgs that are not Developer Edition orgs, <code>NamespacePrefix</code> is set only for objects that are part of an installed managed package. All other objects have no namespace prefix.</li> </ul>
Value	<p><b>Type</b> textarea</p> <p><b>Properties</b> Create, Update</p> <p><b>Description</b> The contents of the letterhead, in HTML, including any logos.</p>

## Usage

Use this object to brand EmailTemplate records with your letterhead. You can also set a brand template to active or inactive. For example, if you have five different marketing brands, you can maintain each different brand in one template, and assign to the appropriate EmailTemplate.

SEE ALSO:

[EmailTemplate](#)

## BusinessHours

Specifies the business hours of your support organization. Escalation rules are run only during these hours.

If business hours are associated with any Holiday records, then business hours and escalation rules associated with business hours are suspended during the dates and times specified as holidays.



## Supported Calls

`create()`, `getUpdated()`, `query()`, `retrieve()`, `update()`, `upsert()`, `describeLayout()`, `search()`

## Special Access Rules

All users, even those without the “View Setup and Configuration” user permission, can view business hours via the API.

## Fields

Field	Details
<code>BusinessHoursId</code>	<p><b>Type</b> reference</p> <p><b>Properties</b> Filter, Group, Nillable, Sort</p> <p><b>Description</b> ID of the BusinessHours associated with the SlaProcess.</p>
<code>IsActive</code>	<p><b>Type</b> boolean</p> <p><b>Properties</b> Create, Defaulted on create, Filter, Group, Sort, Update</p> <p><b>Description</b> Indicates whether the business hours is active (<code>true</code>) or not active (<code>false</code>).</p>
<code>Name</code>	<p><b>Type</b> string</p> <p><b>Properties</b> Create, Filter, Group, idLookup, Sort, Update</p> <p><b>Description</b> The name of the business hours.</p>
<code>IsDefault</code>	<p><b>Type</b> boolean</p> <p><b>Properties</b> Create, Defaulted on create, Filter, Group, Sort, Update</p> <p><b>Description</b> Indicates whether the business hours are set as the default business hours (<code>true</code>) or not (<code>false</code>).</p>
<code>LastViewedDate</code>	<p><b>Type</b> dateTime</p>

Field	Details
	<p><b>Properties</b> Filter, Nillable, Sort</p> <p><b>Description</b> The date when the business hours were last viewed.</p>
FridayEndTime	<p><b>Type</b> time</p> <p><b>Properties</b> Create, Filter, Nillable, Sort, Update</p> <p><b>Description</b> Time that business closes.</p>
FridayStartTime	<p><b>Type</b> time</p> <p><b>Properties</b> Create, Filter, Nillable, Sort, Update</p> <p><b>Description</b> Time that business opens.</p>
MondayEndTime	<p><b>Type</b> time</p> <p><b>Properties</b> Create, Filter, Nillable, Sort, Update</p> <p><b>Description</b> Time that business closes.</p>
MondayStartTime	<p><b>Type</b> time</p> <p><b>Properties</b> Create, Filter, Nillable, Sort, Update</p> <p><b>Description</b> Time that business opens.</p>
SaturdayEndTime	<p><b>Type</b> time</p> <p><b>Properties</b> Create, Filter, Nillable, Sort, Update</p> <p><b>Description</b> Time that business closes.</p>
SaturdayStartTime	<p><b>Type</b> time</p>

Field	Details
	<p><b>Properties</b> Create, Filter, Nillable, Sort, Update</p> <p><b>Description</b> Time that business opens.</p>
SundayEndTime	<p><b>Type</b> time</p> <p><b>Properties</b> Create, Filter, Nillable, Sort, Update</p> <p><b>Description</b> Time that business closes.</p>
SundayStartTime	<p><b>Type</b> time</p> <p><b>Properties</b> Create, Filter, Nillable, Sort, Update</p> <p><b>Description</b> Time that business opens.</p>
ThursdayEndTime	<p><b>Type</b> time</p> <p><b>Properties</b> Create, Filter, Nillable, Sort, Update</p> <p><b>Description</b> Time that business closes.</p>
ThursdayStartTime	<p><b>Type</b> time</p> <p><b>Properties</b> Create, Filter, Nillable, Sort, Update</p> <p><b>Description</b> Time that business opens.</p>
TimeZoneSidKey	<p><b>Type</b> picklist</p> <p><b>Properties</b> Create, Filter, Group, Restricted picklist, Sort, Update</p> <p><b>Description</b> The time zone of the business hours.</p>
TuesdayEndTime	<p><b>Type</b> time</p>

Field	Details
	<p><b>Properties</b> Create, Filter, Nillable, Sort, Update</p> <p><b>Description</b> Time that business closes.</p>
TuesdayStartTime	<p><b>Type</b> time</p> <p><b>Properties</b> Create, Filter, Nillable, Sort, Update</p> <p><b>Description</b> Time that business opens.</p>
WednesdayEndTime	<p><b>Type</b> time</p> <p><b>Properties</b> Create, Filter, Nillable, Sort, Update</p> <p><b>Description</b> Time that business closes.</p>
WednesdayStartTime	<p><b>Type</b> time</p> <p><b>Properties</b> Create, Filter, Nillable, Sort, Update</p> <p><b>Description</b> Time that business opens.</p>

## Usage

Use this object to specify the business hours at which your support team operates. Escalation rules only run during the business hours with which they are associated. To set business hours to 24-hours a day, set the times from midnight to midnight (00:00:00 ~ 00:00:00) on each day.

By default, business hours are set from 12:00 AM to 12:00 AM in the default time zone specified in your organization's profile.

SEE ALSO:

[Object Basics](#)

## BusinessProcess

Represents a business process.

## Supported Calls

`create()`, `describeSObjects()`, `getDeleted()`, `getUpdated()`, `query()`, `retrieve()`, `update()`, `upsert()`

## Special Access Rules

Customer Portal users can't access this object.

## Fields

Field	Details
Description	<p><b>Type</b> string</p> <p><b>Properties</b> Create, Filter, Group, Nillable, Sort, Update</p> <p><b>Description</b> Description of this business process. Limit: 255 characters.</p>
IsActive	<p><b>Type</b> boolean</p> <p><b>Properties</b> Defaulted on create, Filter, Group, Sort, Update</p> <p><b>Description</b> Indicates whether this business process can be presented to users in the Salesforce user interface (<code>true</code>) or not (<code>false</code>) when creating a new record type or changing the business process of an existing record type.</p>
Name	<p><b>Type</b> string</p> <p><b>Properties</b> Create, Filter, Group, idLookup, Sort, Update</p> <p><b>Description</b> Required. Name of this business process. Limit: 80 characters.</p>
NamespacePrefix	<p><b>Type</b> string</p> <p><b>Properties</b> Filter, Group, Nillable, Sort</p> <p><b>Description</b> The namespace prefix that is associated with this object. Each Developer Edition org that creates a managed package has a unique namespace prefix. Limit: 15 characters. You can refer to a component in a managed package by using the <b><code>namespacePrefix__componentName</code></b> notation.</p>

Field	Details
	<p>The namespace prefix can have one of the following values.</p> <ul style="list-style-type: none"> <li>In Developer Edition orgs, <code>NamespacePrefix</code> is set to the namespace prefix of the org for all objects that support it, unless an object is in an installed managed package. In that case, the object has the namespace prefix of the installed managed package. This field's value is the namespace prefix of the Developer Edition org of the package developer.</li> <li>In orgs that are not Developer Edition orgs, <code>NamespacePrefix</code> is set only for objects that are part of an installed managed package. All other objects have no namespace prefix.</li> </ul>
<code>TableEnumOrId</code>	<p><b>Type</b> picklist</p> <p><b>Properties</b> Create, Filter, Group, Restricted picklist, Sort</p> <p><b>Description</b> Required. One of the following values: Case, Opportunity, or Solution. Label is <b>Entity Enumeration Or ID</b>.</p>

## Usage

Use the `BusinessProcess` object to offer different subsets of picklist values to different users for the `LeadStatus`, `CaseStatus`, and `OpportunityStage` fields. Similar to a `RecordType`, a `BusinessProcess` identifies the type of a row in a Case, Lead, or Opportunity and implies a subset of picklist values for these three fields. The values for the remaining picklist fields are driven by `RecordType`.

SEE ALSO:

[Object Basics](#)

## BusinessProcessDefinition

Setup object that stores information about stages in a customer lifecycle map. The stages are associated with surveys and questions created using Salesforce Surveys. This object is reserved for internal use, and is available in API version 49.0 and later.

## Supported Calls

`describeSObjects()`, `query()`, `retrieve()`

## Fields

Field	Details
<code>BusinessProcessGroupId</code>	<p><b>Type</b> reference</p>

Field	Details
	<p><b>Properties</b> Filter, Group, Sort</p> <p><b>Description</b> Unique identifier of the customer lifecycle map associated with the stage.</p>
DeveloperName	<p><b>Type</b> string</p> <p><b>Properties</b> Filter, Group, Sort</p> <p><b>Description</b> Developer name of the stage.</p>
Language	<p><b>Type</b> picklist</p> <p><b>Properties</b> Filter, Group, Restricted picklist, Sort</p> <p><b>Description</b> The language of the MasterLabel. Possible values are:</p> <ul style="list-style-type: none"> <li>• da—Danish</li> <li>• de—German</li> <li>• en_US—English</li> <li>• es—Spanish</li> <li>• es_MX—Spanish (Mexico)</li> <li>• fi—Finnish</li> <li>• fr—French</li> <li>• it—Italian</li> <li>• ja—Japanese</li> <li>• ko—Korean</li> <li>• nl_NL—Dutch</li> <li>• no—Norwegian</li> <li>• pt_BR—Portuguese (Brazil)</li> <li>• ru—Russian</li> <li>• sv—Swedish</li> <li>• th—Thai</li> <li>• zh_CN—Chinese (Simplified)</li> <li>• zh_TW—Chinese (Traditional)</li> </ul>
MasterLabel	<p><b>Type</b> string</p>

Field	Details
	<p><b>Properties</b> Filter, Group, Sort</p> <p><b>Description</b> Label of the stage.</p>
ProcessDescription	<p><b>Type</b> textarea</p> <p><b>Properties</b> Nillable</p> <p><b>Description</b> Description of the stage.</p>
SequenceNumber	<p><b>Type</b> int</p> <p><b>Properties</b> Filter, Group, Sort</p> <p><b>Description</b> The position of the stage in the associated customer lifecycle map.</p>

## BusinessProcessFeedback

Setup object that stores information the survey and the question associated with each stage in a customer lifecycle map. Customer lifecycle maps are used to track the scores provided by customers across their lifecycle using Salesforce Surveys. This object is reserved for internal use, and is available in API version 49.0 and later.

### Supported Calls

`describeSObjects()`, `query()`, `retrieve()`

### Fields

Field	Details
ActionName	<p><b>Type</b> string</p> <p><b>Properties</b> Filter, Group, Sort</p> <p><b>Description</b> Name of the survey used to gather feedback.</p>



Field	Details
ActionParam	<p><b>Type</b> string</p> <p><b>Properties</b> Filter, Group, Sort</p> <p><b>Description</b> Name of the question used to gather feedback.</p>
ActionType	<p><b>Type</b> picklist</p> <p><b>Properties</b> Defaulted on create, Filter, Group, Restricted picklist, Sort</p> <p><b>Description</b> Method of collecting feedback. Possible value is:</p> <ul style="list-style-type: none"> <li>• SURVEY—Survey</li> </ul>
BusinessProcessDefinitionId	<p><b>Type</b> reference</p> <p><b>Properties</b> Filter, Group, Sort</p> <p><b>Description</b> Unique identifier of the stage associated with the survey and question.</p>

## BusinessProcessGroup

Setup object that stores information about customer lifecycle maps. Customer lifecycle maps are used to track the scores provided by customers across their lifecycle using Salesforce Surveys. This object is reserved for internal use, and is available in API version 49.0 and later.

## Supported Calls

`describeSObjects()`, `query()`, `retrieve()`

## Fields

Field	Details
CustomerSatisfactionMetric	<p><b>Type</b> picklist</p>

Field	Details
	<p><b>Properties</b> Filter, Group, Restricted picklist, Sort</p> <p><b>Description</b> Represents the question type that measures the customers' Net Promote Score or satisfaction score across their lifecycle.</p> <p>Possible values are:</p> <ul style="list-style-type: none"> <li>• NPS</li> <li>• Rating</li> </ul>
Description	<p><b>Type</b> textarea</p> <p><b>Properties</b> Nillable</p> <p><b>Description</b> Description of the customer lifecycle map.</p>
DeveloperName	<p><b>Type</b> string</p> <p><b>Properties</b> Filter, Group, Sort</p> <p><b>Description</b> Developer name the customer lifecycle map.</p>
Language	<p><b>Type</b> picklist</p> <p><b>Properties</b> Filter, Group, Restricted picklist, Sort</p> <p><b>Description</b> The language of the MasterLabel.</p> <p>Possible values are:</p> <ul style="list-style-type: none"> <li>• da—Danish</li> <li>• de—German</li> <li>• en_US—English</li> <li>• es—Spanish</li> <li>• es_MX—Spanish (Mexico)</li> <li>• fi—Finnish</li> <li>• fr—French</li> <li>• it—Italian</li> <li>• ja—Japanese</li> <li>• ko—Korean</li> </ul>

Field	Details
	<ul style="list-style-type: none"> <li>nl_NL—Dutch</li> <li>no—Norwegian</li> <li>pt_BR—Portuguese (Brazil)</li> <li>ru—Russian</li> <li>sv—Swedish</li> <li>th—Thai</li> <li>zh_CN—Chinese (Simplified)</li> <li>zh_TW—Chinese (Traditional)</li> </ul>
MasterLabel	<p><b>Type</b> string</p> <p><b>Properties</b> Filter, Group, Sort</p> <p><b>Description</b> Label of the customer lifecycle map.</p>

## BuyerGroupPricebook

Represents a buyer group price book used in Lightning B2B Commerce. This object is available in API version 48.0 and later.

### Supported Calls

`create()`, `delete()`, `describeLayout()`, `describeSObjects()`, `getDeleted()`, `getUpdated()`, `query()`, `retrieve()`, `search()`, `undelete()`, `update()`, `upsert()`

### Special Access Rules

The BuyerGroupPricebook object is available only if the B2B Commerce on Lightning Experience license is enabled.

### Fields

Field	Details
BuyerGroupId	<p><b>Type</b> reference</p> <p><b>Properties</b> Create, Filter, Group, Sort</p> <p><b>Description</b> The ID of the buyer group that the price book record is assigned to.</p>

Field	Details
IsActive	<p><b>Type</b> boolean</p> <p><b>Properties</b> Create, Defaulted on create, Filter, Group, Sort, Update</p> <p><b>Description</b> Determines whether the BuyerGroupPricebook is active (<code>true</code>) or not (<code>false</code>). Default value is <code>false</code>.</p>
LastReferencedDate	<p><b>Type</b> dateTime</p> <p><b>Properties</b> Filter, Nillable, Sort</p> <p><b>Description</b> The timestamp for when the current user last viewed a record related to this record.</p>
LastViewedDate	<p><b>Type</b> dateTime</p> <p><b>Properties</b> Filter, Nillable, Sort</p> <p><b>Description</b> The timestamp for when the current user last viewed this record. If this value is null, it's possible that this record was referenced (<code>LastReferencedDate</code>) and not viewed.</p>
Name	<p><b>Type</b> string</p> <p><b>Properties</b> Autonumber, Defaulted on create, Filter, idLookup, Sort</p> <p><b>Description</b> The name of the Buyer Group Price Book record.</p>
Pricebook2Id	<p><b>Type</b> reference</p> <p><b>Properties</b> Create, Filter, Group, Sort, Update</p> <p><b>Description</b> The ID of the price book assigned to the buyer group.</p>
Priority	<p><b>Type</b> int</p> <p><b>Properties</b> Create, Filter, Group, Nillable, Sort, Update</p>

Field	Details
	<p><b>Description</b></p> <p>The sequential priority used to determine the price of a product. This field is only available for web stores that use the <b>Priority</b> pricing strategy.</p>

## Usage

Use the BuyerGroupPricebook object to assign a price book to a set of buyer users. Assigning a price book to a buyer group allows buyers within that buyer group to retrieve product prices from the price book. When a buyer has multiple price book assignments, including multiple prices for the same product, the store Pricing Strategy determines the price.

## Limits

There are organization limits on Buyer Group Price Book records, price books that you can associate to a given buyer group, and buyer groups that you can associate to a given price book.

- Maximum **total** number of Buyer Group Price Book records: 5,000
- Maximum number of price books associated to a given buyer group: 50
- Maximum number of buyer groups associated to a given price book: 100

## Calendar

Represents a calendar. This can be a default user calendar, public calendar, resource calendar, or holiday calendar. This object is available in API version 45.0 and later.

Newly created users are assigned a default calendar automatically. Similarly, holiday calendars are created automatically for each organization.

## Supported Calls

`describeSObjects()`, `query()`, `retrieve()`, `search()`

## Special Access Rules

Users with "View Setup and Configuration" user permissions can create, edit, and delete public and resource calendars in the user interface. All users, even those without the "View Setup and Configuration" user permission, can view calendars via the API.

## Fields

All fields are readable only.

Field	Details
IsActive	<p><b>Type</b></p> <p>boolean</p>

Field	Details
	<p><b>Properties</b> Defaulted on create, Filter, Group, Sort</p> <p><b>Description</b> This field indicates whether a user can save events to the calendar.</p>
Name	<p><b>Type</b> string</p> <p><b>Properties</b> Filter, Group, idLookup, Sort</p> <p><b>Description</b> A user provided name that identifies the calendar. It is text-indexed for searchability. Note that this is not an enumerated field; it can be any string to a maximum length of 80 characters.</p>
Type	<p><b>Type</b> picklist</p> <p><b>Properties</b> Filter, Group, Restricted picklist, Sort</p> <p><b>Description</b> The type of the calendar. Possible values are:</p> <ul style="list-style-type: none"> <li>• <code>holiday</code> (Holiday Calendar)</li> <li>• <code>public</code> (Public Calendar)</li> <li>• <code>resource</code> (Resource Calendar)</li> <li>• <code>user</code> (User Calendar)</li> </ul>
UserId	<p><b>Type</b> reference</p> <p><b>Properties</b> Filter, Group, Nillable, Sort</p> <p><b>Description</b> The ID of the user that owns that calendar record. If <code>Type=User</code>, there's a <code>UserId</code> associated (foreign key reference to the user). Otherwise, the user field is null.</p>

## CalendarView

Represents a calendar based on a Salesforce object, both standard and custom. These calendars can be created and assigned to users other than the creator. This object is available in API version 48.0 and later.

## Supported Calls

`create()`, `delete()`, `describeObjects()`, `getDeleted()`, `getUpdated()`, `query()`, `retrieve()`, `undelete()`, `update()`, `upsert()`

## Special Access Rules

All fields and entities referenced by field values must be accessible by the CalendarView creator even if the creator isn't the CalendarView owner.

## Fields

Field	Details
Color	<p><b>Type</b> string</p> <p><b>Properties</b> Create, Defaulted on create, Filter, Group, Nillable, Sort, Update</p> <p><b>Description</b> Represents the color used in the background for records displayed in a user's calendar view within the user interface.</p>
CurrencyIsoCode	<p><b>Type</b> picklist</p> <p><b>Properties</b> Create, Defaulted on create, Filter, Group, Nillable, Restricted picklist, Sort, Update</p> <p><b>Description</b> Available only for organizations with the multicurrency feature enabled. Contains the ISO code for any currency allowed by the organization.</p>
DateHandlingType	<p><b>Type</b> picklist</p> <p><b>Properties</b> Defaulted on create, Filter, Group, Nillable, Restricted picklist, Sort</p> <p><b>Description</b> Determined by the data type of the <code>StartField</code>. Valid values include:</p> <ul style="list-style-type: none"> <li>• Date</li> <li>• Datetime</li> </ul>
DisplayField	<p><b>Type</b> string</p> <p><b>Properties</b> Create, Filter, Group, Sort, Update</p>

Field	Details
	<p><b>Description</b></p> <p>Represents the <code>sObjectType</code> field used as the subject for records displayed in a user's calendar view within the user interface.</p>
<code>EndField</code>	<p><b>Type</b></p> <p>string</p> <p><b>Properties</b></p> <p>Create, Filter, Group, Nillable, Sort, Update</p> <p><b>Description</b></p> <p>An optional field that represents the <code>sObjectType</code> field used as the end time for records displayed in a user's calendar view within the user interface. Must be a date or <code>dateTime</code> field that matches the type in <code>StartField</code>.</p>
<code>FillPattern</code>	<p><b>Type</b></p> <p>string</p> <p><b>Properties</b></p> <p>Create, Filter, Group, Nillable, Sort, Update</p> <p><b>Description</b></p> <p>Represents the pattern displayed as the background for records displayed in a user's calendar view within the user interface. Valid values include:</p> <ul style="list-style-type: none"> <li>• <code>verticalStripes</code></li> <li>• <code>ascDiagonalStripes</code></li> <li>• <code>descDiagonalStripes</code></li> </ul>
<code>IsDisplayed</code>	<p><b>Type</b></p> <p>boolean</p> <p><b>Properties</b></p> <p>Create, Defaulted on create, Filter, Group, Sort, Update</p> <p><b>Description</b></p> <p>Defines whether users can see a calendar's records in their calendar view in the user interface. When <code>true</code>, records are visible in the user's calendar view. When <code>false</code>, records are hidden from the user's calendar view. The default is <code>true</code>.</p>
<code>ListViewFilterId</code>	<p><b>Type</b></p> <p>reference</p> <p><b>Properties</b></p> <p>Create, Filter, Group, Nillable, Sort, Update</p> <p><b>Description</b></p> <p>References the <code>ListView</code> used to filter records represented by the <code>CalendarView</code>. <code>ListView</code> must have the same <code>sObjectType</code>. If no <code>ListViewFilterId</code> is defined, the calendar displays only records with the same owner as the <code>CalendarView</code>.</p>



Field	Details
Name	<p><b>Type</b> string</p> <p><b>Properties</b> Create, Filter, Group, idLookup, Sort, Update</p> <p><b>Description</b> A user-provided name that identifies the calendar. This isn't an enumerated field; it can be any string to a maximum length of 80 characters.</p>
OwnerId	<p><b>Type</b> reference</p> <p><b>Properties</b> Create, Defaulted on create, Filter, Group, Sort, Update</p> <p><b>Description</b> Represents the owner of the CalendarView.</p>
SubjectType	<p><b>Type</b> picklist</p> <p><b>Properties</b> Create, Filter, Group, Restricted picklist, Sort</p> <p><b>Description</b> The type of standard or custom Salesforce object that is used to create records for the CalendarView. Use the API name of the desired <code>SubjectType</code>.</p>
StartField	<p><b>Type</b> string</p> <p><b>Properties</b> Create, Filter, Group, Sort, Update</p> <p><b>Description</b> Represents the <code>SubjectType</code> field used as the start time for records displayed in a user's calendar view within the user interface. Must be a date or dateTime field type.</p>

## Usage

To distribute a CalendarView to multiple users, IDs can be pulled from a group, user list, or profile. For this example, a CalendarView based on opportunity close dates is being distributed to a sales team in a public group, Sales Group:

```
Group userGroup = [SELECT Id FROM Group WHERE Name = 'Sales Group' LIMIT 1];
List<Id> groupId = new List<Id>();
groupId.add(userGroup.id);
List<GroupMember> groupMembers = [SELECT UserOrGroupId FROM GroupMember
    WHERE GroupId IN: groupId];

List<CalendarView> calendarViews = new List<CalendarView>();
```

```

for (GroupMember groupMember : groupMembers) {
    CalendarView calendarView = new CalendarView(name = 'Opportunity Close
        Dates', SubjectType = 'Opportunity', StartField = 'CloseDate', DisplayField =
        'Name', OwnerId = groupMember.UserOrGroupId);
    calendarViews.add(calendarView);
}
insert calendarViews;

```

## CallCenter

---

Represents a call center, which is a logical representation of a single computer-telephony integration (CTI) system instance in an organization.

### Supported Calls

`create()`, `describeSObjects()`, `getDeleted()`, `getUpdated()`, `query()`, `retrieve()`

### Special Access Rules

Customer Portal users can't access this object.

### Fields

Field	Details
AdapterURL	<p><b>Type</b> string</p> <p><b>Properties</b> Create, Filter, Group, Nillable, Sort</p> <p><b>Description</b> An optional field that specifies the location of where the CTI adapter is hosted. For example, <code>http://localhost:11000</code>. This field is available in API version 23.0 or later.</p>
CustomSettings	<p><b>Type</b> string</p> <p><b>Properties</b> Create, Filter, Nillable, Sort</p> <p><b>Description</b> Specifies settings in the call center definition file, such as whether the call center uses the Open CTI, and SoftPhone properties, such as height in pixels. This field is available for Open CTI and in API version 25.0 or later.</p>

Field	Details
Id	<p><b>Type</b> ID</p> <p><b>Properties</b> Defaulted on create, Filter</p> <p><b>Description</b> System field that uniquely identifies this call center. Label is <b>Call Center ID</b>. This ID is created automatically when the call center is created.</p>
InternalName	<p><b>Type</b> string</p> <p><b>Properties</b> Create, Filter, Group, Sort</p> <p><b>Description</b> The internal name of the call center. Limit is 80 characters.</p>
Name	<p><b>Type</b> string</p> <p><b>Properties</b> Create, Filter, Group, idLookup, Sort</p> <p><b>Description</b> The name of the call center. Limit is 80 characters.</p>
Version	<p><b>Type</b> double</p> <p><b>Properties</b> Create, Filter, Nillable, Sort</p> <p><b>Description</b> The version of the CTI Toolkit used to create the call center (for versions 2.0 and later). This field is available in API version 18.0 and later.</p>

## Usage

Create a call center or query an existing call center.

## CallCoachConfigModifyEvent

---

Represents a Call Coaching configuration change. This object is available in API version 49.0 and later.

## Supported Calls

`create()`, `describeSObjects()`

## Fields

Field	Details
<code>ChangeType</code>	<p><b>Type</b> picklist</p> <p><b>Properties</b> Create, Restricted picklist</p> <p><b>Description</b> The type of configuration change made. Possible values are:</p> <ul style="list-style-type: none"> <li>• FEATURE</li> <li>• OTHER</li> <li>• PROVIDER</li> <li>• USER</li> </ul>
<code>OrganizationId</code>	<p><b>Type</b> string</p> <p><b>Properties</b> Create</p> <p><b>Description</b> The ID of the Salesforce org with the related change.</p>
<code>ProviderIdChange</code>	<p><b>Type</b> string</p> <p><b>Properties</b> Create, Nillable</p> <p><b>Description</b> The ID of the provider related to the change.</p>
<code>ReplayId</code>	<p><b>Type</b> string</p> <p><b>Properties</b> Nillable</p> <p><b>Description</b> The ID of the related event as it is positioned in the event stream.</p>

## CallCoachingMediaProvider

---

Represents the media provider for call recordings. This object is available in API version 49.0 and later.

### Supported Calls

`create()`, `describeSObjects()`, `query()`, `retrieve()`, `update()`, `upsert()`

### Fields

Field	Details
<code>IsActive</code>	<p><b>Type</b> boolean</p> <p><b>Properties</b> Create, Defaulted on create, Filter, Group, Sort, Update</p> <p><b>Description</b> Whether the connection with the provider is active or not.</p>
<code>ProviderDescription</code>	<p><b>Type</b> string</p> <p><b>Properties</b> Create, Filter, Group, Nillable, Sort, Update</p> <p><b>Description</b> The description of the media provider.</p>
<code>ProviderName</code>	<p><b>Type</b> string</p> <p><b>Properties</b> Create, Filter, Group, idLookup, Sort</p> <p><b>Description</b> The name of the media provider.</p>

## CallDisposition

---

Represents a call result value that sales reps select when logging a call. This object is available in API version 47.0 and later.

### Supported Calls

`describeSObjects()`, `query()`, `retrieve()`

## Fields

Field	Details
Disposition	<p><b>Type</b> string</p> <p><b>Properties</b> Filter, Group, idLookup, Sort</p> <p><b>Description</b> The result of a phone call, such as whether a call was connected or the rep left a voicemail.</p>
DispositionCategoryId	<p><b>Type</b> reference</p> <p><b>Properties</b> Filter, Group, Sort</p> <p><b>Description</b> The related call outcome that is used in reports and branching criteria for sales cadences.</p>

## CallDispositionCategory

Represents the call outcome of a phone call that is used in reports and branching criteria for sales cadences. This object is available in API version 47.0 and later.

## Supported Calls

`describeSObjects()`, `query()`, `retrieve()`

## Fields

Field	Details
Category	<p><b>Type</b> string</p> <p><b>Properties</b> Filter, Group, idLookup, Sort</p> <p><b>Description</b> The name of the call outcome.</p>
DeveloperName	<p><b>Type</b> string</p> <p><b>Properties</b> Filter, Group, Sort</p>

Field	Details
	<p><b>Description</b></p> <p>The unique name of the object in the API. This name can contain only underscores and alphanumeric characters, and must be unique in your org. It must begin with a letter, not include spaces, not end with an underscore, and not contain two consecutive underscores. In managed packages, this field prevents naming conflicts on package installations. With this field, a developer can change the object's name in a managed package and the changes are reflected in a subscriber's organization.</p>
Language	<p><b>Type</b></p> <p>picklist</p> <p><b>Properties</b></p> <p>Filter, Group, Restricted picklist, Sort</p> <p><b>Description</b></p> <p>The language of the call category.</p> <p>Possible values are:</p> <ul style="list-style-type: none"> <li>• da—Danish</li> <li>• de—German</li> <li>• en_US—English</li> <li>• es—Spanish</li> <li>• es_MX—Spanish (Mexico)</li> <li>• fi—Finnish</li> <li>• fr—French</li> <li>• it—Italian</li> <li>• ja—Japanese</li> <li>• ko—Korean</li> <li>• nl_NL—Dutch</li> <li>• no—Norwegian</li> <li>• pt_BR—Portuguese (Brazil)</li> <li>• ru—Russian</li> <li>• sv—Swedish</li> <li>• th—Thai</li> <li>• zh_CN—Chinese (Simplified)</li> <li>• zh_TW—Chinese (Traditional)</li> </ul>
MasterLabel	<p><b>Type</b></p> <p>string</p> <p><b>Properties</b></p> <p>Filter, Group, Sort</p> <p><b>Description</b></p> <p>The static name of the call outcome.</p>

# CallTemplate

---

Represents a call script for users to read when making calls.

## Supported Calls

`describeLayout()`, `describeSObjects()`, `getDeleted()`, `getUpdated()`, `query()`, `retrieve()`

## Fields

Field	Details
Description	<p><b>Type</b> string</p> <p><b>Properties</b> Filter, Group, Nillable, Sort</p> <p><b>Description</b> The description of the call script.</p>
HtmlBody	<p><b>Type</b> textarea</p> <p><b>Properties</b> Nillable</p> <p><b>Description</b> The body content of the call script.</p>
LastReferencedDate	<p><b>Type</b> dateTime</p> <p><b>Properties</b> Filter, Nillable, Sort</p> <p><b>Description</b> The time stamp that indicates when the current user last viewed a record that is related to this CallTemplate.</p>
LastViewedDate	<p><b>Type</b> dateTime</p> <p><b>Properties</b> Filter, Nillable, Sort</p> <p><b>Description</b> The time stamp that indicates when the current user last viewed this CallTemplate. If this value is null, this record might have been only referenced (<code>LastReferencedDate</code>) and not viewed.</p>



Field	Details
Name	<p><b>Type</b> string</p> <p><b>Properties</b> Filter, Group, idLookup, Sort</p> <p><b>Description</b> The name of the call script.</p>
OwnerId	<p><b>Type</b> reference</p> <p><b>Properties</b> Filter, Group, Sort</p> <p><b>Description</b> The ID of the user who owns the call script.</p>
TemplateType	<p><b>Type</b> picklist</p> <p><b>Properties</b> Filter, Group, Nillable, Restricted picklist, Sort</p> <p><b>Description</b> The type of call template. Possible values are:</p> <ul style="list-style-type: none"> <li>• Text</li> </ul>
TotalCalls	<p><b>Type</b> int</p> <p><b>Properties</b> Filter, Group, Nillable, Sort</p> <p><b>Description</b> The total number of calls that use the CallTemplate.</p>
TotalCallsCallBackLater	<p><b>Type</b> int</p> <p><b>Properties</b> Filter, Group, Nillable, Sort</p> <p><b>Description</b> The total Call Back Later call results that use the CallTemplate.</p>
TotalCallsLeftVoicemail	<p><b>Type</b> int</p> <p><b>Properties</b> Filter, Group, Nillable, Sort</p>

Field	Details
	<p><b>Description</b> The total Left Voicemail call results that use the CallTemplate.</p>
TotalCallsMeaningfulConnect	<p><b>Type</b> int</p> <p><b>Properties</b> Filter, Group, Nillable, Sort</p> <p><b>Description</b> The total Meaningful Connect call results that use the CallTemplate.</p>
TotalCallsNotInterested	<p><b>Type</b> int</p> <p><b>Properties</b> Filter, Group, Nillable, Sort</p> <p><b>Description</b> The total Not Interested call results that use the CallTemplate.</p>
TotalCallsUncategorized	<p><b>Type</b> int</p> <p><b>Properties</b> Filter, Group, Nillable, Sort</p> <p><b>Description</b> The total uncategorized call results that use the CallTemplate.</p>
TotalCallsUnqualified	<p><b>Type</b> int</p> <p><b>Properties</b> Filter, Group, Nillable, Sort</p> <p><b>Description</b> The total Unqualified call results that use the CallTemplate.</p>

## Campaign

---

Represents and tracks a marketing campaign, such as a direct mail promotion, webinar, or trade show.

### Supported Calls

`create()`, `delete()`, `describeLayout()`, `describeSObjects()`, `getDeleted()`, `getUpdated()`, `query()`, `retrieve()`, `search()`, `undelete()`, `update()`, `upsert()`

## Special Access Rules

Customer Portal users can't access this object.

## Fields

Field	Details
ActualCost	<p><b>Type</b> currency</p> <p><b>Properties</b> Create, Filter, Nillable, Sort, Update</p> <p><b>Description</b> Amount of money spent to run the campaign.</p>
AmountAllOpportunities	<p><b>Type</b> currency</p> <p><b>Properties</b> Filter, Sort</p> <p><b>Description</b> Amount of money in all opportunities associated with the campaign, including closed/won opportunities. Label is <b>Value Opportunities in Campaign</b>.</p>
AmountWonOpportunities	<p><b>Type</b> currency</p> <p><b>Properties</b> Filter, Sort</p> <p><b>Description</b> Amount of money in closed or won opportunities associated with the campaign. Label is <b>Value Won Opportunities in Campaign</b>.</p>
BudgetedCost	<p><b>Type</b> currency</p> <p><b>Properties</b> Create, Filter, Nillable, Sort, Update</p> <p><b>Description</b> Amount of money budgeted for the campaign.</p>
CampaignImageId	<p><b>Type</b> reference</p> <p><b>Properties</b> Create, Filter, Group, Nillable, Sort, Update</p> <p><b>Description</b> ID of the campaign image. Available in API version 42.0 and later.</p>

Field	Details
CampaignMemberRecordTypeId	<p><b>Type</b> reference</p> <p><b>Properties</b> Create, Filter, Group, Nillable, Sort, Update</p> <p><b>Description</b> The record type ID for CampaignMember records associated with the campaign.</p>
CurrencyIsoCode	<p><b>Type</b> picklist</p> <p><b>Properties</b> Create, Defaulted on create, Filter, Group, Nillable, Restricted picklist, Sort, Update</p> <p><b>Description</b> Available only for organizations with the multicurrency feature enabled. Contains the ISO code for any currency allowed by the organization.</p>
Description	<p><b>Type</b> textarea</p> <p><b>Properties</b> Create, Nillable, Update</p> <p><b>Description</b> Description of the campaign. Limit: 32 KB. Only the first 255 characters display in reports.</p>
EndDate	<p><b>Type</b> date</p> <p><b>Properties</b> Create, Filter, Group, Nillable, Sort, Update</p> <p><b>Description</b> Ending date for the campaign. Responses received after this date are still counted.</p>
ExpectedResponse	<p><b>Type</b> percent</p> <p><b>Properties</b> Create, Filter, Nillable, Sort, Update</p> <p><b>Description</b> Percentage of responses you expect to receive for the campaign.</p>
ExpectedRevenue	<p><b>Type</b> currency</p> <p><b>Properties</b> Create, Filter, Nillable, Sort, Update</p>

Field	Details
	<p><b>Description</b> Amount of money you expect to generate from the campaign.</p>
HierarchyActualCost	<p><b>Type</b> currency</p> <p><b>Properties</b> Filter, Nillable, Sort</p> <p><b>Description</b> Calculated field for the total amount of money spent to run the campaigns in a campaign hierarchy. Label is <b>Total Actual Cost in Hierarchy</b>.</p>
HierarchyBudgetedCost	<p><b>Type</b> currency</p> <p><b>Properties</b> Filter, Nillable, Sort</p> <p><b>Description</b> Calculated field for the total amount of money budgeted for the campaigns in a campaign hierarchy. Label is <b>Total Budgeted Cost in Hierarchy</b>.</p>
HierarchyExpectedRevenue	<p><b>Type</b> currency</p> <p><b>Properties</b> Filter, Nillable, Sort</p> <p><b>Description</b> Calculated field for the total amount of money you expect to generate from the campaigns in a campaign hierarchy. Label is <b>Total Expected Revenue in Hierarchy</b>.</p>
HierarchyNumberSent	<p><b>Type</b> double</p> <p><b>Properties</b> Filter, Nillable, Sort</p> <p><b>Description</b> Calculated field for the total number of individuals targeted by the campaigns in a campaign hierarchy. For example, the number of email messages sent. Label is <b>Total Num Sent in Hierarchy</b>.</p>
IsActive	<p><b>Type</b> boolean</p> <p><b>Properties</b> Create, Defaulted on create, Filter, Group, Sort, Update</p>

Field	Details
	<p><b>Description</b> Indicates whether this campaign is active (<code>true</code>) or not (<code>false</code>). Default value is <code>false</code>. Label is <b>Active</b>.</p>
<code>LastActivityDate</code>	<p><b>Type</b> date</p> <p><b>Properties</b> Filter, Group, Nillable, Sort</p> <p><b>Description</b> Value is one of the following, whichever is the most recent:</p> <ul style="list-style-type: none"> <li>• Due date of the most recent event logged against the record.</li> <li>• Due date of the most recently closed task associated with the record.</li> </ul>
<code>LastReferencedDate</code>	<p><b>Type</b> datetime</p> <p><b>Properties</b> Filter, Nillable, Sort,</p> <p><b>Description</b> The timestamp for when the current user last viewed a record related to this record.</p>
<code>LastViewedDate</code>	<p><b>Type</b> datetime</p> <p><b>Properties</b> Filter, Nillable, Sort,</p> <p><b>Description</b> The timestamp for when the current user last viewed this record. If this value is null, this record might only have been referenced (<code>LastReferencedDate</code>) and not viewed.</p>
<code>Name</code>	<p><b>Type</b> string</p> <p><b>Properties</b> Create, Filter, Group, idLookup, Sort, Update</p> <p><b>Description</b> Required. Name of the campaign. Limit: is 80 characters.</p>
<code>NumberOfContacts</code>	<p><b>Type</b> int</p> <p><b>Properties</b> Filter, Group, Sort</p> <p><b>Description</b> Number of contacts associated with the campaign. Label is <b>Total Contacts</b>.</p>

Field	Details
NumberOfConvertedLeads	<p><b>Type</b> int</p> <p><b>Properties</b> Filter, Group, Sort</p> <p><b>Description</b> Number of leads that were converted to an account and contact due to the marketing efforts in the campaign. Label is <b>Converted Leads</b>.</p>
NumberOfLeads	<p><b>Type</b> int</p> <p><b>Properties</b> Filter, Group, Sort</p> <p><b>Description</b> Number of leads associated with the campaign. Label is <b>Leads in Campaign</b>.</p>
NumberOfOpportunities	<p><b>Type</b> int</p> <p><b>Properties</b> Filter, Group, Sort</p> <p><b>Description</b> Number of opportunities associated with the campaign. Label is <b>Opportunities in Campaign</b>.</p>
NumberOfResponses	<p><b>Type</b> int</p> <p><b>Properties</b> Filter, Group, Sort</p> <p><b>Description</b> Number of contacts and unconverted leads with a Member Status equivalent to "Responded" for the campaign. Label is <b>Responses in Campaign</b>.</p>
NumberOfWonOpportunities	<p><b>Type</b> int</p> <p><b>Properties</b> Filter, Group, Sort</p> <p><b>Description</b> Number of closed or won opportunities associated with the campaign. Label is <b>Won Opportunities in Campaign</b>.</p>
NumberSent	<p><b>Type</b> double</p> <p><b>Properties</b> Create, Filter, Nillable, Sort, Update</p>

Field	Details
	<p><b>Description</b> Number of individuals targeted by the campaign. For example, the number of emails sent. Label is <b>Num Sent</b>.</p>
OwnerId	<p><b>Type</b> reference</p> <p><b>Properties</b> Create, Defaulted on create, Filter, Group, Sort, Update</p> <p><b>Description</b> ID of the user who owns this campaign. Default value is the user logging in to the API to perform the create.</p>
ParentCampaign	<p><b>Type</b> reference</p> <p><b>Properties</b> Create, Filter, Nillable, Update</p> <p><b>Description</b> The campaign above the selected campaign in the campaign hierarchy.</p>
ParentId	<p><b>Type</b> reference</p> <p><b>Properties</b> Create, Filter, Group, Nillable, Sort, Update</p> <p><b>Description</b> ID of the parent Campaign record, if any.</p>
RecordTypeId	<p><b>Type</b> reference</p> <p><b>Properties</b> Create, Filter, Nillable, Update</p> <p><b>Description</b> ID of the record type assigned to this object.</p>
StartDate	<p><b>Type</b> date</p> <p><b>Properties</b> Create, Filter, Group, Nillable, Sort, Update</p> <p><b>Description</b> Starting date for the campaign.</p>
Status	<p><b>Type</b> picklist</p>



Field	Details
	<p><b>Properties</b> Create, Defaulted on create, Filter, Group, Nillable, Sort, Update</p> <p><b>Description</b> Status of the campaign, for example, Planned, In Progress. Limit: 40 characters.</p>
TotalAmountAllOpportunities	<p><b>Type</b> currency</p> <p><b>Properties</b> Filter</p> <p><b>Description</b> Calculated field for total amount of all opportunities associated with the campaign hierarchy, including closed/won opportunities. Label is <b>Total Value Opportunities in Hierarchy</b>.</p>
TotalAmountAllWonOpportunities	<p><b>Type</b> currency</p> <p><b>Properties</b> Filter</p> <p><b>Description</b> Calculated field for amount of all closed/won opportunities associated with the campaign hierarchy. Label is <b>Total Value Won Opportunities in Hierarchy</b>.</p>
TotalNumberOfContacts	<p><b>Type</b> int</p> <p><b>Properties</b> Filter</p> <p><b>Description</b> Calculated field for number of contacts associated with the campaign hierarchy. Label is <b>Total Contacts in Hierarchy</b>.</p>
TotalNumberOfConvertedLeads	<p><b>Type</b> int</p> <p><b>Properties</b> Filter</p> <p><b>Description</b> Calculated field for the total number of leads associated with the campaign hierarchy that were converted into accounts, contacts, and opportunities. Label is <b>Total Converted Leads in Hierarchy</b>.</p>
TotalNumberOfLeads	<p><b>Type</b> int</p> <p><b>Properties</b> Filter</p>


Field	Details
	<p><b>Description</b> Calculated field for total number of leads associated with the campaign hierarchy. This number also includes converted leads. Label is <b>Total Leads in Hierarchy</b>.</p>
TotalNumberOfOpportunities	<p><b>Type</b> int</p> <p><b>Properties</b> Filter</p> <p><b>Description</b> Calculated field for the total number of opportunities associated with the campaign hierarchy. Label is <b>Total Opportunities in Hierarchy</b>.</p>
TotalNumberOfResponses	<p><b>Type</b> int</p> <p><b>Properties</b> Filter</p> <p><b>Description</b> Calculated field for number of contacts and unconverted leads that have a <code>Member Status</code> equivalent to "Responded" for the campaign hierarchy. Label is <b>Total Responses in Hierarchy</b>.</p>
TotalNumberOfWonOpportunities	<p><b>Type</b> int</p> <p><b>Properties</b> Filter</p> <p><b>Description</b> Calculated field for the total number of won opportunities associated with the campaign hierarchy. Label is <b>Total Won Opportunities in Hierarchy</b>.</p>
Type	<p><b>Type</b> picklist</p> <p><b>Properties</b> Create, Defaulted on create, Filter, Group, Nillable, Sort, Update</p> <p><b>Description</b> Type of campaign, for example, Direct Mail or Referral Program. Limit: 40 characters.</p>

## Usage

Client applications can create, update, delete, and query Attachment records associated with a campaign via the API.

The Campaign object is defined only for those organizations that have the marketing feature enabled and valid marketing licenses. In addition, it is accessible only to those users that are enabled as marketing users. If the organization does not have the marketing feature

or valid marketing licenses, this object does not appear in the `describeGlobal()` call, and you can't use `describeSObjects()` or `query()` with the Campaign object.

 **Note:** The main constituent of a campaign is a CampaignMember. You will commonly need to update campaigns with CampaignMember.

## Associated Objects

This object has the following associated objects. Unless noted, they are available in the same API version as this object.

### CampaignFeed (API version 18.0)

Feed tracking is available for the object.

### CampaignHistory (API version 40.0)

History is available for tracked fields of the object.

### CampaignOwnerSharingRule

Sharing rules are available for the object.

### CampaignShare

Sharing is available for the object.

SEE ALSO:

[Object Basics](#)

## CampaignInfluence

---

Represents the association between a campaign and an opportunity in Customizable Campaign Influence. This object is available in API version 37.0 and later.

 **Note:** This information applies only to [Customizable Campaign Influence](#) and not to [Campaign Influence 1.0](#).

## Supported Calls

`create()`, `delete()`, `describeLayout()`, `describeSObjects()`, `getDeleted()`, `getUpdated()`, `query()`, `retrieve()`, `update()`, `upsert()`

## Special Access Rules

To access this object, Customizable Campaign Influence must be enabled. Customer Portal users can't access this object.

## Fields

Field Name	Details
CampaignId	<p><b>Type</b> reference</p> <p><b>Properties</b> Create, Filter, Group, Sort</p>

Field Name	Details
	<p><b>Description</b> The ID of the associated campaign.</p>
ContactId	<p><b>Type</b> reference</p> <p><b>Properties</b> Create, Filter, Group, Nillable, Sort</p> <p><b>Description</b> The ID of the contact on the associated opportunity.</p>
Influence	<p><b>Type</b> percent</p> <p><b>Properties</b> Create, Defaulted on create, Filter, Nillable, Sort, Update</p> <p><b>Description</b> The percentage of the associated opportunity's Amount field attributed to the associated campaign.</p>
ModelId	<p><b>Type</b> reference</p> <p><b>Properties</b> Create, Filter, Group, Sort</p> <p><b>Description</b> The ID of the campaign influence model associated with the record.</p>
OpportunityId	<p><b>Type</b> reference</p> <p><b>Properties</b> Create, Filter, Group, Sort</p> <p><b>Description</b> The ID of the associated opportunity.</p>
RevenueShare	<p><b>Type</b> currency</p> <p><b>Properties</b> Filter, Nillable, Sort</p> <p><b>Description</b> The amount of revenue from the associated opportunity attributed to the associated campaign.</p>

## Usage

Use this object to create campaign influence records for your custom campaign influence models. Do not create campaign influence records for the Primary Campaign Source model. Records added to the Primary Campaign Source model via the API are deleted when the model is recalculated.

## CampaignInfluenceModel

---

This read-only object represents a campaign influence model in Customizable Campaign Influence. Use campaign influence models to group `CampaignInfluence` records created by a specific set of triggers and workflows that you define. The Primary Campaign Source influence model is the default model. This object is available in API version 37.0 and later.



**Note:** This information applies only to [Customizable Campaign Influence](#) and not to [Campaign Influence 1.0](#).

## Supported Calls

`describeSObjects()`, `query()`, `retrieve()`

## Special Access Rules

To access this object, Customizable Campaign Influence must be enabled. Customer Portal users can't access this object.

## Fields

Field Name	Details
<code>DeveloperName</code>	<p><b>Type</b> string</p> <p><b>Properties</b> Filter, Group, Sort</p> <p><b>Description</b> The API name of the influence model. This name can contain only underscores and alphanumeric characters, and must be unique in your org. It must begin with a letter, not include spaces, not end with an underscore, and not contain two consecutive underscores. In managed packages, this field prevents naming conflicts on package installations. With this field, a developer can change the object's name in a managed package and the changes are reflected in a subscriber's organization.</p>
<code>IsActive</code>	<p><b>Type</b> boolean</p> <p><b>Properties</b> Defaulted on create, Filter, Group, Sort</p>

Field Name	Details
	<p><b>Description</b></p> <p>Indicates whether the model is active. Active models can generate campaign influence records. Deactivating a model deletes its campaign influence records. Custom models are always active and this field is ignored.</p>
IsDefaultModel	<p><b>Type</b></p> <p>boolean</p> <p><b>Properties</b></p> <p>Defaulted on create, Filter, Group, Sort</p> <p><b>Description</b></p> <p>Indicates whether the model is the default model (<code>true</code>) or not (<code>false</code>). CampaignInfluence records associated with the default model appear in 3 locations.</p> <ul style="list-style-type: none"> <li>• The Campaign Influence related list on opportunities</li> <li>• The Influenced Opportunities related list on campaigns</li> <li>• The Campaign Statistics section on campaigns</li> </ul> <p>The value of IsDefaultModel can only be true for 1 model at a time.</p>
IsModelLocked	<p><b>Type</b></p> <p>boolean</p> <p><b>Properties</b></p> <p>Defaulted on create, Filter, Group, Sort</p> <p><b>Description</b></p> <p>Indicates whether the model is locked (<code>true</code>) or not (<code>false</code>). Records for locked models can only be added, updated, or deleted via the API.</p>
Language	<p><b>Type</b></p> <p>picklist</p> <p><b>Properties</b></p> <p>Filter, Group, Restricted picklist, Sort</p> <p><b>Description</b></p> <p>The language of the influence model.</p>
MasterLabel	<p><b>Type</b></p> <p>string</p> <p><b>Properties</b></p> <p>Filter, Group, Sort</p> <p><b>Description</b></p> <p>The label for the influence model.</p>
ModelDescription	<p><b>Type</b></p> <p>string</p>

Field Name	Details
	<p><b>Properties</b> Filter, Group, Nillable, Sort</p> <p><b>Description</b> The description of the influence model.</p>
ModelType	<p><b>Type</b> picklist</p> <p><b>Properties</b> Filter, Group, Nillable, Restricted picklist, Sort</p> <p><b>Description</b> Indicates whether the model is the Primary Campaign Source influence model, or a custom model. These values are the allowed.</p> <ul style="list-style-type: none"> <li>• 1: Primary Campaign Source Model</li> <li>• 2: Custom Model</li> <li>• 3: First Touch Model</li> <li>• 4: Last Touch Model</li> <li>• 5: Even Distribution Model</li> <li>• 6: Data-Driven Model</li> </ul>
NamespacePrefix	<p><b>Type</b> string</p> <p><b>Properties</b> Filter, Group, Nillable, Restricted picklist, Sort</p> <p><b>Description</b> The namespace prefix that is associated with this object. Each Developer Edition org that creates a managed package has a unique namespace prefix. Limit: 15 characters. You can refer to a component in a managed package by using the <b><i>namespacePrefix__componentName</i></b> notation.</p> <p>The namespace prefix can have one of the following values.</p> <ul style="list-style-type: none"> <li>• In Developer Edition orgs, <code>NamespacePrefix</code> is set to the namespace prefix of the org for all objects that support it, unless an object is in an installed managed package. In that case, the object has the namespace prefix of the installed managed package. This field's value is the namespace prefix of the Developer Edition org of the package developer.</li> <li>• In orgs that are not Developer Edition orgs, <code>NamespacePrefix</code> is set only for objects that are part of an installed managed package. All other objects have no namespace prefix.</li> </ul>
RecordPreference	<p><b>Type</b> picklist</p> <p><b>Properties</b> Defaulted on create, Filter, Group, Restricted picklist, Sort</p>

Field Name	Details
	<p><b>Description</b></p> <p>The value of this field determines when to create campaign influence records.</p> <ul style="list-style-type: none"> <li>AllRecords: Creates records regardless of the revenue attribution percentage.</li> <li>RecordsWithAttribution: Creates records only when the revenue attribution is greater than 0%.</li> </ul>

## CampaignMember

Represents the association between a campaign and either a lead or a contact.

### Supported Calls

`create()`, `delete()`, `describeLayout()`, `describeSObjects()`, `getDeleted()`, `getUpdated()`, `query()`, `retrieve()`, `update()`, `upsert()`

### Special Access Rules

Customer Portal users can't access this object.

### Fields

Field	Details
CampaignId	<p><b>Type</b> reference</p> <p><b>Properties</b> Create, Filter, Group, Sort</p> <p><b>Description</b> Required. ID of the Campaign to which this Lead or Contact is associated.</p>
City	<p><b>Type</b> string</p> <p><b>Properties</b> Filter, Group, Nillable, Sort</p> <p><b>Description</b> The city for the address of the lead or contact.</p>
CompanyOrAccount	<p><b>Type</b> string</p>




Field	Details
	<p><b>Properties</b> Filter, Group, Nillable, Sort</p> <p><b>Description</b> The company or account of the lead or contact.</p>
ContactId	<p><b>Type</b> reference</p> <p><b>Properties</b> Create, Filter, Group, Nillable, Sort</p> <p><b>Description</b> Required. ID of the Contact who is associated with a Campaign.</p>
CurrencyIsoCode	<p><b>Type</b> picklist</p> <p><b>Properties</b> Create, Defaulted on create, Filter, Group, Nillable, Restricted picklist, Sort, Update</p> <p><b>Description</b> Available only for organizations with the multicurrency feature enabled. Contains the ISO code for any currency allowed by the organization.</p>
Country	<p><b>Type</b> string</p> <p><b>Properties</b> Filter, Group, Nillable, Sort</p> <p><b>Description</b> The country for the address of the lead or contact.</p>
Description	<p><b>Type</b> textarea</p> <p><b>Properties</b> Nillable</p> <p><b>Description</b> The description of the associated lead or contact.</p>
DoNotCall	<p><b>Type</b> boolean</p> <p><b>Properties</b> Defaulted on create, Filter, Group, Sort</p> <p><b>Description</b> Indicates that the contact does not wish to be called.</p>


Field	Details
Email	<p><b>Type</b> email</p> <p><b>Properties</b> Filter, Group, Nillable, Sort</p> <p><b>Description</b> Email address for the contact or lead.</p>
Fax	<p><b>Type</b> phone</p> <p><b>Properties</b> Filter, Group, Nillable, Sort</p> <p><b>Description</b> Fax number for the contact or lead.</p>
FirstName	<p><b>Type</b> string</p> <p><b>Properties</b> Filter, Group, Nillable, Sort</p> <p><b>Description</b> The first name of the contact or lead.</p>
FirstRespondedDate	<p><b>Type</b> date</p> <p><b>Properties</b> Filter, Group, Nillable, Sort</p> <p><b>Description</b> Indicates the date on which the campaign member was first given a responded status.</p>
HasOptedOutOfEmail	<p><b>Type</b> boolean</p> <p><b>Properties</b> Defaulted on create, Filter, Group, Sort</p> <p><b>Description</b> Indicates whether the contact or lead would prefer not to receive email from Salesforce (<code>true</code>) or not (<code>false</code>).</p>
HasOptedOutOfFax	<p><b>Type</b> boolean</p> <p><b>Properties</b> Defaulted on create, Filter, Group, Sort</p>

Field	Details
	<p><b>Description</b> Indicates that the contact or lead does not wish to receive faxes.</p>
HasResponded	<p><b>Type</b> boolean</p> <p><b>Properties</b> Defaulted on create, Filter, Group, Sort</p> <p><b>Description</b> Indicates whether the campaign member has responded to the campaign (<code>true</code>) or not (<code>false</code>). Label is <b>Responded</b>.</p>
LastName	<p><b>Type</b> string</p> <p><b>Properties</b> Filter, Group, Nillable, Sort</p> <p><b>Description</b> The last name of the contact or lead. Limit is 80 characters.</p>
LeadId	<p><b>Type</b> reference</p> <p><b>Properties</b> Create, Filter, Group, Nillable, Sort</p> <p><b>Description</b> Required. ID of the Lead who is associated with a Campaign.</p>
LeadOrContactId	<p><b>Type</b> reference</p> <p><b>Properties</b> Filter, Group, Nillable, Sort</p> <p><b>Description</b> The ID of the associated lead or contact.</p>
LeadOrContactOwnerId	<p><b>Type</b> reference</p> <p><b>Properties</b> Filter, Group, Nillable, Sort</p> <p><b>Description</b> The ID of the owner of the associated lead or contact.</p>
LeadSource	<p><b>Type</b> picklist</p>

Field	Details
	<p><b>Properties</b> Filter, Group, Nillable, Sort</p> <p><b>Description</b> The source from which the lead was obtained.</p>
MobilePhone	<p><b>Type</b> phone</p> <p><b>Properties</b> Filter, Group, Nillable, Sort</p> <p><b>Description</b> The mobile phone number of the lead or contact.</p>
Name	<p><b>Type</b> string</p> <p><b>Properties</b> Filter, Group, Nillable, Sort</p> <p><b>Description</b> First and last name of the contact or lead with which the campaign member is associated.</p>
Phone	<p><b>Type</b> phone</p> <p><b>Properties</b> Filter, Group, Nillable, Sort</p> <p><b>Description</b> The phone number of the lead or contact.</p>
PostalCode	<p><b>Type</b> string</p> <p><b>Properties</b> Filter, Group, Nillable, Sort</p> <p><b>Description</b> The postal code of the lead or contact.</p>
RecordTypeId	<p><b>Type</b> reference</p> <p><b>Properties</b> Create, Filter, Nillable, Update</p> <p><b>Description</b> ID of the record type assigned to this object. To change the record type, modify the CampaignMemberRecordTypeId field on the associated Campaign.</p>

Field	Details
Salutation	<p><b>Type</b> picklist</p> <p><b>Properties</b> Filter, Group, Nillable, Sort</p> <p><b>Description</b> Salutation for the lead or contact.</p>
State	<p><b>Type</b> string</p> <p><b>Properties</b> Filter, Group, Nillable, Sort</p> <p><b>Description</b> The state for the address of the lead or contact. Limit is 80 characters.</p>
Status	<p><b>Type</b> picklist</p> <p><b>Properties</b> Create, Filter, Group, Nillable, Sort, Update</p> <p><b>Description</b> Controls the <code>HasResponded</code> flag on this object. You can't directly set the <code>HasResponded</code> flag, as it is read-only. You can set it indirectly by setting this field in a create or update call. Each predefined value implies a <code>HasResponded</code> flag value. Each time you update this field, you implicitly update the <code>HasResponded</code> flag. In the Salesforce user interface, Marketing users can define valid status values for the <code>Status</code> picklist. They can choose one status as the default status. For each <code>Status</code> field value, they can also select which values to count as "Responded," meaning that the <code>HasResponded</code> flag is set to <code>true</code> for those values.</p> <p>40 character limit.</p> <p> <b>Note:</b> When creating or updating campaign members, use the text value for <code>Status</code> instead of the ID from the <code>CampaignMemberStatus</code> object.</p>
Street	<p><b>Type</b> string</p> <p><b>Properties</b> Filter, Group, Nillable, Sort</p> <p><b>Description</b> The street for the address of the lead or contact.</p>
Title	<p><b>Type</b> string</p> <p><b>Properties</b> Filter, Group, Nillable, Sort</p>

Field	Details
	<p><b>Description</b> Title for the lead or contact.</p>
Type	<p><b>Type</b> string</p> <p><b>Properties</b> Filter, Group, Nillable, Sort</p> <p><b>Description</b> Indicates whether the campaign member is a lead or a contact.</p>

 **Note:** If you are importing CampaignMember data into Salesforce and want to set the value for an audit field, such as `CreatedDate`, contact Salesforce. Audit fields are automatically updated during API operations unless you request to set these fields yourself.

## Usage


Each record has a unique ID, and must contain either a `ContactId` or a `LeadId`, but can't contain both. Any attempt to create a single record with both results in a successful insert but only the `ContactId` is inserted. However, you can create two separate records on a Campaign—one for the Lead and one for the Contact.

Standard fields from a Contact or Lead are associated with the CampaignMember object but you can't query them directly. To include a lead's `Phone` in your query, for example, query the field from the Lead object.

```
SELECT Id, (SELECT Phone FROM Lead)
FROM CampaignMember
```

This object is defined only for those organizations that have the marketing feature and valid marketing licenses. If the organization does not have the marketing feature or valid marketing licenses, this object does not appear in the `describeGlobal()` call, and you can't use `describeObjects()` or `query()` with the CampaignMember object.

In API version 16.0 and later, a `create()` call only creates record; in earlier versions, a `create()` call creates and updates records. The API determines whether a record exists with the specified `CampaignId` and either `ContactId` or `LeadId`.

 **Note:** Only use a `ContactId` or `LeadId`, but not both, unless you want to track lead-based campaign members you convert to contacts.

When using the API, the `create()` call only requires read access to campaigns.

If the record does not exist for the given `ContactId` or `LeadId`, then a new record is created. If the record exists, an error is returned and no update is made. To update an existing record, specify the ID of the CampaignMember record to update.

In API versions 15.0 and earlier, if you submit multiple records using a single `create` request, and if more than one record matches an existing record, only the first record submitted updates the existing record. If any of the submitted records match each other but do not match existing records, only the last record submitted is created.

To delete a record, specify the ID of the CampaignMember record to delete.

When creating or updating records, the `Status` field value specified in the call is verified as a valid status for the given Campaign:

- If the specified `Status` value is a valid status, the value is updated, and the `HasResponded` field is updated to either `true` or `false`, depending on the `Status` value association with `HasResponded`.

- If the specified `Status` value is not a valid status, the API assigns the default status to the `Status` field and updates the `HasResponded` field with the associated value. However, if the given Campaign does not have a default status, the API assigns the value specified in the call to the `Status` field, and the `HasResponded` field is set to `false`.

SEE ALSO:

[Campaign](#)

[CampaignMemberStatus](#)

## CampaignMemberStatus

---

One or more member status values defined for a campaign.

### Supported Calls

`create()`, `delete()`, `describeLayout()`, `describeSObjects()`, `getDeleted()`, `getUpdated()`, `query()`, `retrieve()`, `update()`, `upsert()`

### Special Access Rules

Customer Portal users can't access this object.

You can't delete a `CampaignMemberStatus` if that status is designated as the default status or if the status is currently used in a Campaign.

### Fields

Field	Details
<code>CampaignId</code>	<p><b>Type</b> reference</p> <p><b>Properties</b> Create, Filter, Group, Sort</p> <p><b>Description</b> ID of the campaign associated with this member status.</p>
<code>HasResponded</code>	<p><b>Type</b> boolean</p> <p><b>Properties</b> Create, Defaulted on create, Filter, Group, Sort, Update</p> <p><b>Description</b> Indicates whether this status is equivalent to "Responded" (<code>true</code>) or not (<code>false</code>). Beginning with API version 39.0, at least one <code>CampaignMemberStatus</code> on each campaign must have a <code>hasResponded</code> value of <code>true</code>.</p>

Field	Details
IsDefault	<p><b>Type</b> boolean</p> <p><b>Properties</b> Create, Defaulted on create, Filter, Group, Sort, Update</p> <p><b>Description</b> Indicates whether this status is the default status (<code>true</code>) or not (<code>false</code>). Beginning with API version 39.0, there must be a default CampaignMemberStatus defined for every campaign.</p>
IsDeleted	<p><b>Type</b> boolean</p> <p><b>Properties</b> Defaulted on create, Filter</p> <p><b>Description</b> Indicates whether the object has been moved to the Recycle Bin (<code>true</code>) or not (<code>false</code>). Label is <b>Deleted</b>.</p>
Label	<p><b>Type</b> string</p> <p><b>Properties</b> Create, Filter, Sort, Update</p> <p><b>Description</b> Label for the status in the picklist. Limited to 765 characters.</p>
SortOrder	<p><b>Type</b> int</p> <p><b>Properties</b> Create, Filter, Group, Sort, Update, Nillable</p> <p><b>Description</b> Order where this campaign member status appears in the picklist.</p>

## Usage

Use this object to create picklist items for the member status in a campaign.

This object is defined only for those organizations that have the marketing feature and valid marketing licenses. In addition, the object is accessible only to those users that are enabled as marketing users. If the organization does not have the marketing feature or valid marketing licenses, this object does not appear in a `describeGlobal()` call, and you can't use `describeObjects()` or `query()` with the CampaignMember object.

SEE ALSO:

[Campaign](#)

[CampaignMember](#)



# CampaignOwnerSharingRule

---

Represents the rules for sharing a campaign with User records other than the owner or anyone above the owner in the role hierarchy.




**Note:** To enable access to this object for your org, contact Salesforce customer support. However, we recommend that you instead use Metadata API to programmatically update owner sharing rules because it triggers automatic sharing rule recalculation. The [SharingRules](#) Metadata API type is enabled for all orgs.

## Supported Calls

`create()`, `delete()`, `describeSObjects()`, `getDeleted()`, `getUpdated()`, `query()`, `retrieve()`, `update()`, `upsert()`

## Fields

Field	Details
CampaignAccessLevel	<p><b>Type</b> picklist</p> <p><b>Properties</b> Create, Filter, Group, Restricted picklist, Sort, Update</p> <p><b>Description</b> A value that represents the type of access granted to the target Group, or UserRole. The possible values are:</p> <ul style="list-style-type: none"> <li>• Read</li> <li>• Edit</li> <li>• All</li> </ul>
Description	<p><b>Type</b> textarea</p> <p><b>Properties</b> Create, Filter, Nillable, Sort, Update</p> <p><b>Description</b> A description of the sharing rule. Maximum size is 1000 characters. This field is available in API version 29.0 and later.</p>
DeveloperName	<p><b>Type</b> string</p> <p><b>Properties</b> Create, Defaulted on create, Filter, Group, Sort, Update</p> <p><b>Description</b> The unique name of the object in the API. This name can contain only underscores and alphanumeric characters, and must be unique in your org. It must begin with a letter, not include spaces, not end with an underscore, and not contain two consecutive underscores.</p>

Field	Details
	<p>In managed packages, this field prevents naming conflicts on package installations. With this field, a developer can change the object's name in a managed package and the changes are reflected in a subscriber's organization. Corresponds to <b>Rule Name</b> in the user interface.</p> <p>This field is available in API version 24.0 and later.</p> <p> <b>Note:</b> When creating large sets of data, always specify a unique <code>DeveloperName</code> for each record. If no <code>DeveloperName</code> is specified, performance may slow while Salesforce generates one for each record.</p>
GroupId	<p><b>Type</b> reference</p> <p><b>Properties</b> Create, Filter, Group, Sort</p> <p><b>Description</b> The ID representing the source group. A Campaign owned by a User in the source Group triggers the rule to give access.</p>
Name	<p><b>Type</b> string</p> <p><b>Properties</b> Create, Filter, Group, Sort, Update</p> <p><b>Description</b> Label of the sharing rule as it appears in the user interface. Limited to 80 characters. Corresponds to <b>Label</b> on the user interface.</p>
UserOrGroupId	<p><b>Type</b> reference</p> <p><b>Properties</b> Create, Filter, Group, Sort</p> <p><b>Description</b> The ID representing the User or Group being granted access.</p>

## Usage

Use this object to manage the sharing rules for campaigns.

SEE ALSO:

[Metadata API Developer Guide: SharingRules](#)

## CampaignShare

Represents a sharing entry on a Campaign.

## Supported Calls

`create()`, `delete()`, `describeObjects()`, `query()`, `retrieve()`, `update()`

## Special Access Rules

As of Summer '20 and later, only users with access to the Campaign object can access this object.

## Fields

The properties available for some fields depend on the default organization-wide sharing settings. The properties listed are true for the default settings of such fields.

Field	Details
CampaignId	<p><b>Type</b> reference</p> <p><b>Properties</b> Create, Filter, Group, Sort</p> <p><b>Description</b> ID of the Campaign associated with this sharing entry. This field can't be updated.</p>
CampaignAccessLevel	<p><b>Type</b> picklist</p> <p><b>Properties</b> Create, Filter, Group, Restricted picklist, Sort, Update</p> <p><b>Description</b> Level of access that the User or Group has to the Campaign. The possible values are:</p> <ul style="list-style-type: none"> <li>• Read</li> <li>• Edit</li> <li>• All (This value is not valid for creating or updating records.)</li> </ul> <p>This field must be set to an access level that is higher than the organization's default access level for Campaign.</p>
RowCause	<p><b>Type</b> picklist</p> <p><b>Properties</b> Create, Filter, Group, Nillable, Restricted picklist, Sort</p> <p><b>Description</b> Reason that this sharing entry exists. You can only write to this field when its value is either omitted or set to <code>Manual</code> (default). You can create a value for this field in API versions 32.0 and later with the correct organization-wide sharing settings.</p> <p>Valid values:</p> <ul style="list-style-type: none"> <li>• <code>Rule</code>—The User or Group has access via a Campaign sharing rule.</li> </ul>

Field	Details
	<ul style="list-style-type: none"> <li><code>Manual</code>—The User or Group has access because a User with “All” access manually shared the Campaign with them.</li> <li><code>Owner</code>—The User is the owner of the Campaign.</li> </ul>
<code>UserOrGroupId</code>	<p><b>Type</b> reference</p> <p><b>Properties</b> Create, Filter, Group, Sort</p> <p><b>Description</b> ID of the User or Group that has been given access to the Campaign. This field can't be updated.</p>

## Usage

This object allows you to determine which users and groups can view or edit Campaign records owned by other users.

## CampaignTag

Associates a word or short phrase with a Campaign.

## Supported Calls

`create()`, `delete()`, `describeObjects()`, `query()`, `retrieve()`

## Fields

Field Name	Details
<code>ItemId</code>	<p><b>Type</b> reference</p> <p><b>Properties</b> Create, Filter</p> <p><b>Description</b> ID of the tagged item.</p>
<code>Name</code>	<p><b>Type</b> string</p> <p><b>Properties</b> Create, Filter</p>

Field Name	Details
	<p><b>Description</b></p> <p>Name of the tag. If this value does not already exist, a new TagDefinition is created and becomes the parent of this Tag object. Otherwise, a TagDefinition with the same name becomes the parent of this Tag object. Parent relationships are created automatically.</p>
TagDefinitionId	<p><b>Type</b></p> <p>reference</p> <p><b>Properties</b></p> <p>Filter</p> <p><b>Description</b></p> <p>ID of the parent TagDefinition object that owns the tag.</p>
Type	<p><b>Type</b></p> <p>picklist</p> <p><b>Properties</b></p> <p>Create, Filter, Restricted picklist</p> <p><b>Description</b></p> <p>Defines the visibility of a tag.</p> <p>Valid values:</p> <ul style="list-style-type: none"> <li>• <code>Public</code>—The tag can be viewed and manipulated by all users in an organization.</li> <li>• <code>Personal</code>—The tag can be viewed or manipulated only by a user with a matching <code>OwnerId</code>.</li> </ul>

## Usage

CampaignTag stores the relationship between its parent TagDefinition and the Campaign being tagged. Tag objects act as metadata, allowing users to describe and organize their data.

When a tag is deleted, its parent TagDefinition will also be deleted if the name is not being used; otherwise, the parent remains. Deleting a TagDefinition sends it to the Recycle Bin, along with any associated tag entries.

## CardPaymentMethod

References a credit card or debit card payment method. This entity implements the PaymentMethod entity interface. This object is available in API version 48.0 and later.

## Supported Calls

`create()`, `delete()`, `describeLayout()`, `describeSObjects()`, `getDeleted()`, `getUpdated()`, `query()`, `retrieve()`, `undelete()`, `update()`, `upsert()`

## Special Access Rules

To access Commerce Payments entities, your org must have a Salesforce Order Management license with the Payment Platform org permission activated. Commerce Payments entities are available only in Lightning Experience.

## Fields

Field	Details
AccountId	<p><b>Type</b> reference</p> <p><b>Properties</b> Create, Filter, Group, Nillable, Sort, Update</p> <p><b>Description</b> Customer account for the payment method.</p>
AuditEmail	<p><b>Type</b> email</p> <p><b>Properties</b> Create, Filter, Group, Nillable, Sort, Update</p> <p><b>Description</b> Email of the payment method holder.  This field is available in API v49.0 and later. It does not appear in the UI by default for Salesforce orgs that upgraded from v48.0. Users must add it to the CardPaymentMethod page layout on their own.</p>
AutoCardType	<p><b>Type</b> string</p> <p><b>Properties</b> Create, Filter, Group, Nillable, Sort</p> <p><b>Description</b> Card network type, derived from the card number. This is a system field.</p>
CardBin	<p><b>Type</b> int</p> <p><b>Properties</b> Create, Filter, Group, Nillable, Sort</p> <p><b>Description</b> First six digits of the card number.</p>
CardCategory	<p><b>Type</b> picklist</p> <p><b>Properties</b> Create, Filter, Group, Nillable, Restricted picklist, Sort</p>

Field	Details
	<p><b>Description</b></p> <p>Defines whether the card is a credit card or debit card.</p> <p>Possible values are:</p> <ul style="list-style-type: none"> <li>• <code>CreditCard</code>—Credit Card</li> <li>• <code>DebitCard</code>—Debit Card</li> </ul>
<code>CardHolderFirstName</code>	<p><b>Type</b></p> <p>string</p> <p><b>Properties</b></p> <p>Create, Filter, Group, Nillable, Sort, Update</p> <p><b>Description</b></p> <p>First name of the cardholder.</p>
<code>CardHolderLastName</code>	<p><b>Type</b></p> <p>string</p> <p><b>Properties</b></p> <p>Create, Filter, Group, Nillable, Sort, Update</p> <p><b>Description</b></p> <p>Last name of the cardholder.</p>
<code>CardHolderName</code>	<p><b>Type</b></p> <p>string</p> <p><b>Properties</b></p> <p>Create, Filter, Group, Nillable, Sort, Update</p> <p><b>Description</b></p> <p>Full name of the cardholder.</p>
<code>CardLastFour</code>	<p><b>Type</b></p> <p>int</p> <p><b>Properties</b></p> <p>Create, Filter, Group, Nillable, Sort</p> <p><b>Description</b></p> <p>Last four digits of the credit card or debit card.</p>
<code>CardPaymentMethodNumber</code>	<p><b>Type</b></p> <p>string</p> <p><b>Properties</b></p> <p>Autonumber, Defaulted on create, Filter, idLookup, Sort</p> <p><b>Description</b></p> <p>System-defined unique ID for the card payment method.</p>

Field	Details
CardType	<p><b>Type</b> picklist</p> <p><b>Properties</b> Create, Filter, Group, Nillable, Sort</p> <p><b>Description</b> Defines the credit card bank. Possible values are:</p> <ul style="list-style-type: none"><li>• AmericanExpress</li><li>• DinersClub</li><li>• JCB</li><li>• Maestro</li><li>• MasterCard</li><li>• Visa</li></ul>
CardTypeCategory	<p><b>Type</b> picklist</p> <p><b>Properties</b> Filter, Group, Nillable, Restricted picklist, Sort</p> <p><b>Description</b> Defines the credit card bank. Used for internal reference. Possible values are:</p> <ul style="list-style-type: none"><li>• AmericanExpress</li><li>• DinersClub</li><li>• JCB</li><li>• Maestro</li><li>• Master</li><li>• Visa</li></ul>
Comments	<p><b>Type</b> textarea</p> <p><b>Properties</b> Create, Nillable, Update</p> <p><b>Description</b> Users can add comments to provide additional details about a record. Maximum of 1000 characters.</p>
CompanyName	<p><b>Type</b> string</p> <p><b>Properties</b> Create, Filter, Group, Nillable, Sort, Update</p>




Field	Details
	<p><b>Description</b> Company of the cardholder.</p>
DisplayCardNumber	<p><b>Type</b> string</p> <p><b>Properties</b> Filter, Group, Nillable, Sort</p> <p><b>Description</b> Masked digits for the full credit card number except the last four digits.</p>
Email	<p><b>Type</b> email</p> <p><b>Properties</b> Create, Filter, Group, Nillable, Sort, Update</p> <p><b>Description</b> Email address of the card payment method holder.</p>
ExpiryMonth	<p><b>Type</b> int</p> <p><b>Properties</b> Create, Filter, Group, Nillable, Sort, Update</p> <p><b>Description</b> The card's expiration month.</p>
ExpiryYear	<p><b>Type</b> int</p> <p><b>Properties</b> Create, Filter, Group, Nillable, Sort, Update</p> <p><b>Description</b> The card's expiration year.</p>
GatewayDate	<p><b>Type</b> dateTime</p> <p><b>Properties</b> Create, Filter, Nillable, Sort, Update</p> <p><b>Description</b> The date that the card payment method interacted with the payment gateway.</p>
GatewayResultCode	<p><b>Type</b> string</p> <p><b>Properties</b> Create, Filter, Group, Nillable, Sort, Update</p>

Field	Details
	<p><b>Description</b></p> <p>The result of the card payment method's interaction with the payment gateway during a transaction request.</p>
GatewayResultCodeDescription	<p><b>Type</b></p> <p>string</p> <p><b>Properties</b></p> <p>Create, Filter, Group, Nillable, Sort, Update</p> <p><b>Description</b></p> <p>Additional information about the gateway result code. Descriptions will vary between payment gateway providers.</p>
GatewayTokenDetails	<p><b>Type</b></p> <p>textarea</p> <p><b>Properties</b></p> <p>Create, Filter, Nillable, Sort, Update</p> <p><b>Description</b></p> <p>Additional information about the gateway token.</p>
GatewayToken	<p><b>Type</b></p> <p>string</p> <p><b>Properties</b></p> <p>Create, Filter, Group, Nillable, Sort, Update</p> <p><b>Description</b></p> <p>Unique ID generated by the payment gateway for the card for future transactions.</p>
IpAddress	<p><b>Type</b></p> <p>string</p> <p><b>Properties</b></p> <p>Create, Filter, Group, Nillable, Sort, Update</p> <p><b>Description</b></p> <p>IP address of the card payment method holder.</p> <p>This field is available in API v49.0 and later. It does not appear in the UI by default for Salesforce orgs that upgraded from v48.0. Users must add it to the CardPaymentMethod page layout on their own.</p>
InputCardNumber	<p><b>Type</b></p> <p>string</p> <p><b>Properties</b></p> <p>Create, Filter, Group, Nillable, Sort</p>

Field	Details
	<p><b>Description</b></p> <p>Input field for the card number. This field doesn't store the card number directly, but instead populates CardBin, LastFour, and DisplayCardNumber based on the value entered in InputCardNumber.</p>
LastReferencedDate	<p><b>Type</b></p> <p>dateTime</p> <p><b>Properties</b></p> <p>Filter, Nillable, Sort</p> <p><b>Description</b></p> <p>The timestamp for when the current user last viewed a record related to this record.</p>
LastViewedDate	<p><b>Type</b></p> <p>dateTime</p> <p><b>Properties</b></p> <p>Filter, Nillable, Sort</p> <p><b>Description</b></p> <p>The timestamp for when the current user last viewed this record. If this value is null, this record might only have been referenced (LastReferencedDate) and not viewed.</p>
MacAddress	<p><b>Type</b></p> <p>string</p> <p><b>Properties</b></p> <p>Create, Filter, Group, Nillable, Sort, Update</p> <p><b>Description</b></p> <p>MAC address of the card payment method holder.</p> <p>This field is available in API v49.0 and later. It does not appear in the UI by default for Salesforce orgs that upgraded from v48.0. Users must add it to the CardPaymentMethod page layout on their own.</p>
NickName	<p><b>Type</b></p> <p>string</p> <p><b>Properties</b></p> <p>Create, Filter, Group, Nillable, Sort, Update</p> <p><b>Description</b></p> <p>User-defined nickname for the card payment method.</p>
PaymentGatewayId	<p><b>Type</b></p> <p>reference</p> <p><b>Properties</b></p> <p>Create, Filter, Group, Nillable, Sort</p>

Field	Details
	<p><b>Description</b></p> <p>The payment gateway used to create a gateway token. For transactions with a saved payment method in Salesforce, this field stores the payment gateway record used in the transaction.</p>
PaymentMethodAddress	<p><b>Type</b></p> <p>address</p> <p><b>Properties</b></p> <p>Filter, Nillable</p> <p><b>Description</b></p> <p>Full address related to the card payment method. Also known as the billing address.</p>
PaymentMethodCity	<p><b>Type</b></p> <p>string</p> <p><b>Properties</b></p> <p>Create, Filter, Group, Nillable, Sort, Update</p> <p><b>Description</b></p> <p>Part of the address for the payment method.</p>
PaymentMethodCountry	<p><b>Type</b></p> <p>string</p> <p><b>Properties</b></p> <p>Create, Filter, Group, Nillable, Sort, Update</p> <p><b>Description</b></p> <p>Part of the address for the payment method.</p>
PaymentMethodGeocodeAccuracy	<p><b>Type</b></p> <p>picklist</p> <p><b>Properties</b></p> <p>Create, Filter, Group, Nillable, Restricted picklist, Sort, Update</p> <p><b>Description</b></p> <p>Part of the address for the payment method.</p> <p>Possible values are:</p> <ul style="list-style-type: none"> <li>• Address</li> <li>• Block</li> <li>• City</li> <li>• County</li> <li>• ExtendedZip</li> <li>• NearAddress</li> <li>• Neighborhood</li> <li>• State</li> </ul>

Field	Details
	<ul style="list-style-type: none"> <li>• Street</li> <li>• Unknown</li> <li>• Zip</li> </ul>
PaymentMethodLatitude	<p><b>Type</b> double</p> <p><b>Properties</b> Create, Filter, Nillable, Sort, Update</p> <p><b>Description</b> Part of the address for the payment method.</p>
PaymentMethodLongitude	<p><b>Type</b> double</p> <p><b>Properties</b> Create, Filter, Nillable, Sort, Update</p> <p><b>Description</b> Part of the address for the payment method.</p>
PaymentMethodPostalCode	<p><b>Type</b> string</p> <p><b>Properties</b> Create, Filter, Group, Nillable, Sort, Update</p> <p><b>Description</b> Part of the address for the payment method.</p>
PaymentMethodState	<p><b>Type</b> string</p> <p><b>Properties</b> Create, Filter, Group, Nillable, Sort, Update</p> <p><b>Description</b> Part of the address for the payment method.</p>
PaymentMethodStreet	<p><b>Type</b> textarea</p> <p><b>Properties</b> Create, Filter, Group, Nillable, Sort, Update</p> <p><b>Description</b> Part of the address for the payment method.</p>
Phone	<p><b>Type</b> phone</p>

Field	Details
	<p><b>Properties</b> Create, Filter, Group, Nillable, Sort, Update</p> <p><b>Description</b> Phone number of the card payment method holder.</p> <p>This field is available in API v49.0 and later. It does not appear in the UI by default for Salesforce orgs that upgraded from v48.0. Users must add it to the CardPaymentMethod page layout on their own.</p>
ProcessingMode	<p><b>Type</b> picklist</p> <p><b>Properties</b> Create, Filter, Group, Restricted picklist, Sort</p> <p><b>Description</b> Defines whether the card payment method is used for transactions made inside or outside the payment platform.</p> <p>Possible values are:</p> <ul style="list-style-type: none"> <li>• <b>External</b>: Transactions happened outside of the Salesforce payments platform.</li> <li>• <b>Salesforce</b>: Salesforce made and recorded an external call to the payment platform.</li> </ul> <p>This field is available in API v49.0 and later. It does not appear in the UI by default for Salesforce orgs that upgraded from v48.0. Users must add it to the CardPaymentMethod page layout on their own.</p> <p> <b>Important:</b> ProcessingMode is required to create a CardPaymentMethod entity.</p>
SfResultCode	<p><b>Type</b> picklist</p> <p><b>Properties</b> Create, Filter, Group, Nillable, Restricted picklist, Sort, Update</p> <p><b>Description</b> Shows the results of the card payment method's interaction with the payment gateway.</p> <p>Possible values are:</p> <ul style="list-style-type: none"> <li>• Decline</li> <li>• Indeterminate</li> <li>• PermanentFail</li> <li>• RequiresReview</li> <li>• Success</li> <li>• SystemError</li> <li>• ValidationError</li> </ul>
StartMonth	<p><b>Type</b> int</p>

Field	Details
	<p><b>Properties</b> Create, Filter, Group, Nillable, Sort, Update</p> <p><b>Description</b> Start month of the card.</p>
StartYear	<p><b>Type</b> int</p> <p><b>Properties</b> Create, Filter, Group, Nillable, Sort, Update</p> <p><b>Description</b> Start year of the card.</p>
Status	<p><b>Type</b> picklist</p> <p><b>Properties</b> Create, Filter, Group, Restricted picklist, Sort, Update</p> <p><b>Description</b> Possible values are:</p> <ul style="list-style-type: none"> <li>• Active</li> <li>• Canceled</li> <li>• InActive</li> </ul>

## CartCheckoutSession

Represents a checkout session used in Lightning B2B Commerce checkout. This object is available in API version 48.0 and later. A checkout session is tied to a single web cart, but there can be multiple checkout sessions for a single cart.

### Supported Calls

`create()`, `delete()`, `describeSObjects()`, `getDeleted()`, `getUpdated()`, `query()`, `retrieve()`, `undelete()`, `update()`, `upsert()`

### Special Access Rules

This object is available only if the B2B Commerce on Lightning Experience license is enabled.

## Fields

Field	Details
BackgroundOperationId	<p><b>Type</b> reference</p> <p><b>Properties</b> Create, Filter, Group, Nillable, Sort, Update</p> <p><b>Description</b> The ID of the in progress background operation.</p>
CurrencyIsoCode	<p><b>Type</b> picklist</p> <p><b>Properties</b> Create, Defaulted on create, Filter, Group, Nillable, Restricted picklist, Sort, Update</p> <p><b>Description</b> The currency used for the checkout session. Default value is <code>USD</code>. Possible values are:</p> <ul style="list-style-type: none"><li>• <code>USD</code>—U.S. Dollar</li></ul>
IsArchived	<p><b>Type</b> boolean</p> <p><b>Properties</b> Create, Defaulted on create, Filter, Group, Sort, Update</p> <p><b>Description</b> Indicates whether checkout processing is archived (<code>true</code>) or not (<code>false</code>). Once a session is archived, it can't be unarchived. Default value is <code>false</code>.</p>
IsError	<p><b>Type</b> boolean</p> <p><b>Properties</b> Create, Defaulted on create, Filter, Group, Sort, Update</p> <p><b>Description</b> Indicates whether the session is in error state (<code>true</code>) or not (<code>false</code>). Default value is <code>false</code>.</p>
IsProcessing	<p><b>Type</b> boolean</p> <p><b>Properties</b> Create, Defaulted on create, Filter, Group, Sort, Update</p> <p><b>Description</b> Determines whether checkout processing is in progress (<code>true</code>) or not (<code>false</code>). Default value is <code>false</code>.</p>



Field	Details
Name	<p><b>Type</b> string</p> <p><b>Properties</b> Create, Filter, Group, idLookup, Sort, Update</p> <p><b>Description</b> The name of the checkout session.</p>
NextState	<p><b>Type</b> string</p> <p><b>Properties</b> Create, Filter, Group, Nillable, Sort, Update</p> <p><b>Description</b> The next state of the checkout session.</p>
OrderId	<p><b>Type</b> reference</p> <p><b>Properties</b> Create, Filter, Group, Nillable, Sort, Update</p> <p><b>Description</b> The ID of a created order once the checkout session has gone from cart to order.</p>
State	<p><b>Type</b> string</p> <p><b>Properties</b> Create, Filter, Group, Sort, Update</p> <p><b>Description</b> The current state of the checkout session.</p>
WebCartId	<p><b>Type</b> reference</p> <p><b>Properties</b> Create, Filter, Group, Sort</p> <p><b>Description</b> The ID of the cart that is used to create the checkout session.</p>

## CartDeliveryGroup

---

Represents shipping information for the delivery of items in an order against a store built with B2B Commerce on Lightning Experience. This object is available in API version 49.0 and later.

## Supported Calls

`create()`, `delete()`, `describeObjects()`, `getDeleted()`, `getUpdated()`, `query()`, `retrieve()`, `undelete()`, `update()`, `upsert()`

## Special Access Rules

The CartDeliveryGroup object is available only if the B2B Commerce on Lightning Experience license is enabled.

## Fields

Field	Details
CartId	<p><b>Type</b> reference</p> <p><b>Properties</b> Create, Filter, Group, Sort</p> <p><b>Description</b> The ID the <a href="#">WebCart</a> on page 2738 that's associated with this delivery group.</p>
CurrencyIsoCode	<p><b>Type</b> picklist</p> <p><b>Properties</b> Create, Defaulted on create, Filter, Group, Nillable, Restricted picklist, Sort, Update</p> <p><b>Description</b> The ISO code for the currency that's specified on the buyer's account. Default value is USD. Possible values are:</p> <ul style="list-style-type: none"> <li>• EUR—Euro</li> <li>• USD—U.S. Dollar</li> </ul>
DeliverToAddress	<p><b>Type</b> address</p> <p><b>Properties</b> Filter, Nillable</p> <p><b>Description</b> The address to which a buyer order is delivered.</p>
DeliverToCity	<p><b>Type</b> string</p> <p><b>Properties</b> Create, Filter, Group, Nillable, Sort, Update</p> <p><b>Description</b> The city to which a buyer order is delivered.</p>

Field	Details
DeliverToCountry	<p><b>Type</b> string</p> <p><b>Properties</b> Create, Filter, Group, Nillable, Sort, Update</p> <p><b>Description</b> The country to which a buyer order is delivered.</p>
DeliverToGeocodeAccuracy	<p><b>Type</b> picklist</p> <p><b>Properties</b> Aggregate, Create, Filter, Group, Nillable, Restricted picklist, Sort, Update</p> <p><b>Description</b> The geocode location to which a buyer order is delivered. Possible values are:</p> <ul style="list-style-type: none"> <li>• Address</li> <li>• Block</li> <li>• City</li> <li>• County</li> <li>• ExtendedZip</li> <li>• NearAddress</li> <li>• Neighborhood</li> <li>• State</li> <li>• Street</li> <li>• Unknown</li> <li>• Zip</li> </ul>
DeliverToLatitude	<p><b>Type</b> double</p> <p><b>Properties</b> Create, Filter, Nillable, Sort, Update</p> <p><b>Description</b> The latitude of a buyer delivery location.</p>
DeliverToLongitude	<p><b>Type</b> double</p> <p><b>Properties</b> Create, Filter, Nillable, Sort, Update</p> <p><b>Description</b> The longitude of a buyer delivery location.</p>

Field	Details
DeliverToName	<p><b>Type</b> string</p> <p><b>Properties</b> Create, Filter, Group, Nillable, Sort, Update</p> <p><b>Description</b> The name of the person to which to deliver a buyer order.</p>
DeliverToPostalCode	<p><b>Type</b> string</p> <p><b>Properties</b> Create, Filter, Group, Nillable, Sort, Update</p> <p><b>Description</b> The postal code to which to deliver a buyer order.</p>
DeliverToState	<p><b>Type</b> string</p> <p><b>Properties</b> Create, Filter, Group, Nillable, Sort, Update</p> <p><b>Description</b> The state to which to deliver a buyer order.</p>
DeliverToStreet	<p><b>Type</b> textarea</p> <p><b>Properties</b> Create, Filter, Group, Nillable, Sort, Update</p> <p><b>Description</b> The street to which to deliver a buyer order.</p>
DeliveryMethodId	<p><b>Type</b> reference</p> <p><b>Properties</b> Create, Filter, Group, Nillable, Sort, Update</p> <p><b>Description</b> The ID for the delivery method to use to deliver a buyer order.</p>
DesiredDeliveryDate	<p><b>Type</b> datetime</p> <p><b>Properties</b> Create, Filter, Nillable, Sort, Update</p> <p><b>Description</b> The date that a buyer requests to have an order delivered.</p>

Field	Details
GrandTotalAmount	<p><b>Type</b> currency</p> <p><b>Properties</b> Filter, Nillable, Sort</p> <p><b>Description</b> Sum of all cart items' TotalAmount, or CartDeliveryGroup TotalAmount plus CartDeliveryGroup TotalTaxAmount.</p>
Name	<p><b>Type</b> string</p> <p><b>Properties</b> Create, Filter, Group, idLookup, Name field, Sort, Update</p> <p><b>Description</b> The name of this CartDeliveryGroup record. Name can be up to 255 characters.</p>
ShippingInstructions	<p><b>Type</b> textarea</p> <p><b>Properties</b> Create, Nillable, Update</p> <p><b>Description</b> Instructions for delivering an order.</p>
TotalAmount	<p><b>Type</b> currency</p> <p><b>Properties</b> Filter, Nillable, Sort</p> <p><b>Description</b> Sum of all cart items TotalPrice, or TotalProductAmount plus TotalChargeAmount.</p>
TotalChargeAmount	<p><b>Type</b> currency</p> <p><b>Properties</b> Filter, Nillable, Sort</p> <p><b>Description</b> Cart items can be of type Product or Charge. This field contains the sum of all the cart items TotalPrice for all cart items of the CHARGE type.</p>
TotalChargeTaxAmount	<p><b>Type</b> currency</p> <p><b>Properties</b> Filter, Nillable, Sort</p>

Field	Details
	<p><b>Description</b></p> <p>Cart items can be of type Product or Charge. This field contains the Sum of all the cart items <code>TotalTaxAmount</code> for all cart items of the <code>CHARGE</code> type.</p>
<code>TotalProductAmount</code>	<p><b>Type</b></p> <p>currency</p> <p><b>Properties</b></p> <p>Filter, Nillable, Sort</p> <p><b>Description</b></p> <p>Cart items can be of type Product or Charge. This field contains the sum of all the cart items <code>TotalPrice</code> for all cart items of the <code>PRODUCT</code> type.</p>
<code>TotalProductTaxAmount</code>	<p><b>Type</b></p> <p>currency</p> <p><b>Properties</b></p> <p>Filter, Nillable, Sort</p> <p><b>Description</b></p> <p>Cart items can be of type Product or Charge. Sum of all the cart items <code>TotalTaxAmount</code> for all cart items of the <code>PRODUCT</code> type.</p>
<code>TotalTaxAmount</code>	<p><b>Type</b></p> <p>currency</p> <p><b>Properties</b></p> <p>Filter, Nillable, Sort</p> <p><b>Description</b></p> <p>Sum of all cart items <code>TotalTaxAmount</code>, or <code>TotalProductTaxAmount</code> plus <code>TotalChargeTaxAmount</code>.</p>

## CartDeliveryGroupMethod

Represents the selected delivery method for a cart delivery group used in Lightning B2B Commerce checkout. This object is available in API version 49.0 and later.

### Supported Calls

`create()`, `delete()`, `describeLayout()`, `describeSObjects()`, `getDeleted()`, `getUpdated()`, `query()`, `retrieve()`, `undelete()`, `update()`, `upsert()`

### Special Access Rules

This object is available only if the B2B Commerce on Lightning Experience license is enabled.

## Fields

Field	Details
CartCheckoutSessionId	<p><b>Type</b> reference</p> <p><b>Properties</b> Create, Filter, Group, Nillable, Sort, Update</p> <p><b>Description</b> The unique ID used to identify your cart checkout session.</p>
CartDeliveryGroupId	<p><b>Type</b> reference</p> <p><b>Properties</b> Create, Filter, Group, Sort, Update</p> <p><b>Description</b> The ID of the cart delivery group associated with the checkout session.</p>
CurrencyIsoCode	<p><b>Type</b> picklist</p> <p><b>Properties</b> Create, Defaulted on create, Filter, Group, Nillable, Restricted picklist, Sort, Update</p> <p><b>Description</b> The currency used for your shipping fee. Default value is USD. Possible values are:</p> <ul style="list-style-type: none"> <li>• USD—U.S. Dollar</li> </ul>
DeliveryMethodId	<p><b>Type</b> reference</p> <p><b>Properties</b> Create, Filter, Group, Sort, Update</p> <p><b>Description</b> The ID of the selected order delivery method.</p>
ExternalProvider	<p><b>Type</b> string</p> <p><b>Properties</b> Create, Filter, Group, Nillable, Sort, Update</p> <p><b>Description</b> The ID of the external shipping method provider. Optional field.</p>
Name	<p><b>Type</b> string</p>

Field	Details
	<p><b>Properties</b> Create, Filter, Group, idLookup, Sort, Update</p> <p><b>Description</b> Name of the delivery method.</p>
ShippingFee	<p><b>Type</b> currency</p> <p><b>Properties</b> Create, Filter, Sort, Update</p> <p><b>Description</b> Shipping fee associated with the delivery method. Required field.</p>
WebCartId	<p><b>Type</b> reference</p> <p><b>Properties</b> Create, Filter, Group, Sort</p> <p><b>Description</b> The ID of the WebCart associated with the cart delivery group method. Required field.</p>

## Usage

Use the `CartDeliveryGroupMethod` object to give commerce buyers the ability to choose a delivery method for a cart delivery group. Shipping integrations populate the delivery options that are available for a cart delivery group.

## CartItem

Represents an item in a `WebCart` that's active in a store built with B2B Commerce on Lightning Experience. Cart item can be of type `Product` or `Charge`. This object is available in API version 49.0 and later.

## Supported Calls

`create()`, `delete()`, `describeSObjects()`, `getDeleted()`, `getUpdated()`, `query()`, `retrieve()`, `undelete()`, `update()`, `upsert()`

## Special Access Rules

The `CartItem` object is available only if the B2B Commerce on Lightning Experience license is enabled.



## Fields

Field	Details
AdjustmentAmount	<p><b>Type</b> currency</p> <p><b>Properties</b> Create, Filter, Nillable, Sort, Update</p> <p><b>Description</b> Non-itemized adjustments for this cart item</p>
AdjustmentTaxAmount	<p><b>Type</b> currency</p> <p><b>Properties</b> Create, Filter, Nillable, Sort, Update</p> <p><b>Description</b> The tax that's calculated on the <code>AdjustmentAmount</code>.</p>
CartDeliveryGroupId	<p><b>Type</b> reference</p> <p><b>Properties</b> Create, Filter, Group, Sort, Update</p> <p><b>Description</b> The ID of the <code>CartDeliveryGroup</code> that's associated with a cart item.</p>
CartId	<p><b>Type</b> reference</p> <p><b>Properties</b> Create, Filter, Group, Sort</p> <p><b>Description</b> The ID of the <code>WebCart</code> that's associated with a cart item.</p>
CurrencyIsoCode	<p><b>Type</b> picklist</p> <p><b>Properties</b> Create, Defaulted on create, Filter, Group, Nillable, Restricted picklist, Sort, Update</p> <p><b>Description</b> The ISO code for the currency that's specified on the buyer's account. Default value is <code>USD</code>. Possible values are:</p> <ul style="list-style-type: none"> <li>• <code>EUR</code>—Euro</li> <li>• <code>USD</code>—U.S. Dollar</li> </ul>

Field	Details
ListPrice	<p><b>Type</b> currency</p> <p><b>Properties</b> Create, Filter, Nillable, Sort, Update</p> <p><b>Description</b> The original price of the cart item. Typically shown with a line through it. List price is shown only when it's higher than the negotiated price. If the list price is the same or lower, it isn't shown to the buyer.</p>
Name	<p><b>Type</b> string</p> <p><b>Properties</b> Create, Filter, Group, idLookup, Sort, Update</p> <p><b>Description</b> The name of this <code>CartItem</code> record. <code>Name</code> can be up to 255 characters.</p>
Product2Id	<p><b>Type</b> reference</p> <p><b>Properties</b> Create, Filter, Group, Nillable, Sort, Update</p> <p><b>Description</b> The ID of a product type cart item. Cart items can be of type <code>PRODUCT</code> or <code>CHARGE</code>.</p>
Quantity	<p><b>Type</b> double</p> <p><b>Properties</b> Create, Filter, Nillable, Sort, Update</p> <p><b>Description</b> The number of a given cart item in a cart.</p>
SalesPrice	<p><b>Type</b> currency</p> <p><b>Properties</b> Create, Filter, Nillable, Sort, Update</p> <p><b>Description</b> The discounted price of a cart item.</p>
SKU	<p><b>Type</b> string</p> <p><b>Properties</b> Create, Filter, Group, Nillable, Sort, Update</p>

Field	Details
	<p><b>Description</b> The Shelf-Keeping Unit ID of a cart item.</p>
TotalAmount	<p><b>Type</b> currency</p> <p><b>Properties</b> Filter, Nillable, Sort</p> <p><b>Description</b> The total cost of this cart item, including taxes and adjustments.</p>
TotalLineAmount	<p><b>Type</b> currency</p> <p><b>Properties</b> Create, Filter, Nillable, Sort, Update</p> <p><b>Description</b> Total amount for this cart item, based on sales price and quantity.</p>
TotalLineTaxAmount	<p><b>Type</b> currency</p> <p><b>Properties</b> Defaulted on create, Filter, Nillable, Sort</p> <p><b>Description</b> Total tax amount for TotalLineAmount.</p>
TotalListPrice	<p><b>Type</b> currency</p> <p><b>Properties</b> Create, Filter, Nillable, Sort, Update</p> <p><b>Description</b> Total amount for this cart item, based on ListPrice. We provide this value for comparison. It's not the price that the buyer is paying</p>
TotalPrice	<p><b>Type</b> currency</p> <p><b>Properties</b> Create, Filter, Nillable, Sort, Update</p> <p><b>Description</b> Total amount for this cart item, including adjustments but excluding taxes.</p>
TotalTaxAmount	<p><b>Type</b> currency</p>

Field	Details
	<p><b>Properties</b> Filter, Nillable, Sort</p> <p><b>Description</b> Total tax amount for this cart item. This value includes taxes for both <code>TotalLineAmount</code> and <code>AdjustmentAmount</code>.</p>
Type	<p><b>Type</b> picklist</p> <p><b>Properties</b> Create, Defaulted on create, Filter, Group, Nillable, Restricted picklist, Sort, Update</p> <p><b>Description</b> The <code>CartItem</code> type. Possible values are:</p> <ul style="list-style-type: none"> <li>• Product</li> <li>• Charge</li> </ul>

SEE ALSO:

[CartDeliveryGroup](#)

[WebCart](#)

## CartTax

Represents taxes for a line item in a `WebCart` that's active in a store built with B2B Commerce on Lightning Experience. This object is available in API version 49.0 and later.

## Supported Calls

`create()`, `delete()`, `describeSObjects()`, `getDeleted()`, `getUpdated()`, `query()`, `retrieve()`, `undelete()`, `update()`, `upsert()`

## Special Access Rules

The `CartTax` object is available only if the B2B Commerce on Lightning Experience license is enabled.

## Fields

Field	Details
Amount	<p><b>Type</b> currency</p>

Field	Details
	<p><b>Properties</b> Create, Filter, Sort, Update</p> <p><b>Description</b> Calculated tax amount.</p>
CartId	<p><b>Type</b> reference</p> <p><b>Properties</b> Filter, Group, Nillable, Sort</p> <p><b>Description</b> The ID of the <code>WebCart</code> being taxed.</p>
CartItemid	<p><b>Type</b> reference</p> <p><b>Properties</b> Create, Filter, Group, Sort</p> <p><b>Description</b> The ID of a cart item being taxed.</p>
CurrencyIsoCode	<p><b>Type</b> picklist</p> <p><b>Properties</b> Create, Defaulted on create, Filter, Group, Nillable, Restricted picklist, Sort, Update</p> <p><b>Description</b> The ISO code for the currency that's specified on the buyer's account. Default value is USD. Valid values include:</p> <ul style="list-style-type: none"> <li>• EUR—Euro</li> <li>• USD—U.S. Dollar</li> </ul>
Description	<p><b>Type</b> textarea</p> <p><b>Properties</b> Create, Nillable, Update</p> <p><b>Description</b> A description of the tax. Enter up to 2000 characters.</p>
Name	<p><b>Type</b> string</p> <p><b>Properties</b> Create, Filter, Group, idLookup, Sort, Update</p>

Field	Details
	<p><b>Description</b> The name of this <code>CartTax</code> record. Name can be up to 255 characters.</p>
<code>TaxCalculationDate</code>	<p><b>Type</b> date</p> <p><b>Properties</b> Create, Filter, Group, Sort, Update</p> <p><b>Description</b> The date this tax was calculated.</p>
<code>TaxRate</code>	<p><b>Type</b> percent</p> <p><b>Properties</b> Create, Filter, Nillable, Sort, Update</p> <p><b>Description</b> The applied tax rate for this line of tax.</p>
<code>TaxType</code>	<p><b>Type</b> picklist</p> <p><b>Properties</b> Create, Filter, Group, Restricted picklist, Sort, Update</p> <p><b>Description</b> The type of tax for this line of tax. Possible values are:</p> <ul style="list-style-type: none"> <li>• Actual</li> <li>• Estimated</li> </ul>

SEE ALSO:

[WebCart](#)

## CartValidationOutput

Associate errors to cart entities, such as cart line items, delivery groups, and the like, in a store built with B2B Commerce on Lightning Experience. An example error is "Out of stock." Available in API version 49.0 and later.

## Supported Calls

`create()`, `delete()`, `describeSObjects()`, `getDeleted()`, `getUpdated()`, `query()`, `retrieve()`, `undelete()`, `update()`, `upsert()`

## Special Access Rules

The CartValidationOutput object is available only if the B2B Commerce on Lightning Experience license is enabled.

## Fields

Field	Details
BackgroundOperationId	<p><b>Type</b> reference</p> <p><b>Properties</b> Create, Filter, Group, Nillable, Sort, Update</p> <p><b>Description</b> ID of the background operation that ran the validation.</p>
CartId	<p><b>Type</b> reference</p> <p><b>Properties</b> Create, Filter, Group, Sort</p> <p><b>Description</b> ID of the related webCart.</p>
CurrencyIsoCode	<p><b>Type</b> picklist</p> <p><b>Properties</b> Create, Defaulted on create, Filter, Group, Nillable, Restricted picklist, Sort, Update</p> <p><b>Description</b> The ISO code for the currency that's specified on the buyer's account. Default value is USD. Possible values are:</p> <ul style="list-style-type: none"> <li>• EUR—Euro</li> <li>• USD—U.S. Dollar</li> </ul>
IsDismissed	<p><b>Type</b> boolean</p> <p><b>Properties</b> Create, Defaulted on create, Filter, Group, Sort, Update</p> <p><b>Description</b> Indicates whether the validation process is finished. Default value is <code>false</code>.</p>
Level	<p><b>Type</b> picklist</p> <p><b>Properties</b> Create, Filter, Group, Restricted picklist, Sort, Update</p>

Field	Details
	<p><b>Description</b></p> <p>Describes the type of output resulting from the validation process. Possible values are:</p> <ul style="list-style-type: none"> <li>• 0 (Info)</li> <li>• 1 (Error)</li> <li>• 2 (Warning)</li> </ul>
Message	<p><b>Type</b></p> <p>string</p> <p><b>Properties</b></p> <p>Create, Filter, Group, Nillable, Sort, Update</p> <p><b>Description</b></p> <p>Defines the message to show in the log when validation is complete. Message can be up to 255 characters.</p>
Name	<p><b>Type</b></p> <p>string</p> <p><b>Properties</b></p> <p>Create, Filter, Group, idLookup, Sort, Update</p> <p><b>Description</b></p> <p>The name of this <code>CartValidationOutput</code> record. Name can be up to 255 characters.</p>
RelatedEntityId	<p><b>Type</b></p> <p>reference</p> <p><b>Properties</b></p> <p>Create, Filter, Group, Sort, Update</p> <p><b>Description</b></p> <p>Foreign key to <code>WebCart</code>, <code>CartItem</code>, and <code>CartDeliveryGroup</code>.</p>
RelatedEntityPrefix	<p><b>Type</b></p> <p>string</p> <p><b>Properties</b></p> <p>Filter, Group, Nillable, Sort</p> <p><b>Description</b></p> <p>Three-character prefix for the related entity.</p>
Type	<p><b>Type</b></p> <p>picklist</p> <p><b>Properties</b></p> <p>Create, Filter, Group, Restricted picklist, Sort, Update</p> <p><b>Description</b></p> <p>The <code>CartValidationOutput</code> type. Possible values are:</p>



Field	Details
	<ul style="list-style-type: none"> <li>• 0 (Inventory)</li> <li>• 1 (Taxes)</li> <li>• 2 (Pricing)</li> <li>• 3 (Shipping)</li> <li>• 4 (Entitlement)</li> <li>• 5 (System Error)</li> <li>• 6 (Other)</li> </ul>

SEE ALSO:

[WebCart](#)

[CartItem](#)

[CartDeliveryGroup](#)

## Case

---

Represents a case, which is a customer issue or problem.

## Supported Calls

`create()`, `delete()`, `describeLayout()`, `describeSObjects()`, `getDeleted()`, `getUpdated()`, `query()`, `retrieve()`, `search()`, `undelete()`, `update()`, `upsert()`

## Fields

Field	Details
AccountId	<p><b>Type</b> reference</p> <p><b>Properties</b> Create, Filter, Group, Nillable, Sort, Update</p> <p><b>Description</b> ID of the account associated with this case.</p>
BusinessHoursId	<p><b>Type</b> reference</p> <p><b>Properties</b> Create, Filter, Group, Sort, Update</p> <p><b>Description</b> ID of the business hours associated with this case.</p>

Field	Details
Comments	<p><b>Type</b> textarea</p> <p><b>Properties</b> Create, Delete, Layout, Nillable, Query, Retrieve, Search, Sort, Undelete, Update</p> <p><b>Description</b> Used to insert a new CaseComment. Email textarea has a length of 4000 chars.</p>
CaseNumber	<p><b>Type</b> string</p> <p><b>Properties</b> Autonumber, Defaulted on create, Filter, idLookup, Sort</p> <p><b>Description</b> Assigned automatically when each case is inserted. It can't be set directly, and it can't be modified after the case is created.</p>
ClosedDate	<p><b>Type</b> dateTime</p> <p><b>Properties</b> Filter, Nillable, Sort</p> <p><b>Description</b> The date and time when the case was closed.</p>
CommunityId	<p><b>Type</b> reference</p> <p><b>Properties</b> Create, Filter, Group, Nillable, Sort, Update</p> <p><b>Description</b> ID of the <a href="#">Community (Zone)</a> associated with this case. This field is available in API version 24.0 and later.</p>
ConnectionReceivedId	<p><b>Type</b> reference</p> <p><b>Properties</b> Filter, Nillable</p> <p><b>Description</b> ID of the PartnerNetworkConnection that shared this record with your organization. This field is available if you enabled Salesforce to Salesforce.</p>
ConnectionSentId	<p><b>Type</b> reference</p>

Field	Details
	<p><b>Properties</b> Filter, Nillable</p> <p><b>Description</b> ID of the PartnerNetworkConnection that you shared this record with. This field is available if you enabled Salesforce to Salesforce. This field is supported using API versions earlier than 15.0. In all other API versions, this field's value is null. You can use the new PartnerNetworkRecordConnection object to forward records to connections.</p>
ContactEmail	<p><b>Type</b> email</p> <p><b>Properties</b> Filter, Group, Nillable, Sort</p> <p><b>Description</b> Email address for the Contact. The Case.ContactEmail field displays the <a href="#">Email field on the contact</a> on page 578 that is referenced by Case.ContactId. Label is <code>Contact Email</code>. This field is available in API version 38.0 and later.</p>
ContactFax	<p><b>Type</b> phone</p> <p><b>Properties</b> Filter, Group, Nillable, Sort</p> <p><b>Description</b> Fax number for the Contact. Label is <code>Contact Fax</code>. This field is available in API version 38.0 and later.</p>
ContactId	<p><b>Type</b> reference</p> <p><b>Properties</b> Create, Filter, Group, Nillable, Sort, Update</p> <p><b>Description</b> ID of the associated Contact.</p>
ContactMobile	<p><b>Type</b> phone</p> <p><b>Properties</b> Filter, Group, Nillable, Sort</p> <p><b>Description</b> Mobile telephone number for the Contact. Label is <code>Contact Mobile</code>. This field is available in API version 38.0 and later.</p>
ContactPhone	<p><b>Type</b> phone</p>

Field	Details
	<p><b>Properties</b> Filter, Group, Nillable, Sort</p> <p><b>Description</b> Telephone number for the Contact. Label is <code>Contact Phone</code>. This field is available in API version 38.0 and later.</p>
<code>CreatorFullPhotoUrl</code>	<p><b>Type</b> string</p> <p><b>Properties</b> Filter, Group, Nillable, Sort</p> <p><b>Description</b> URL of the user's profile photo from the feed. Chatter Answers must be enabled to view this field. This field is available in API version 26.0 and later.</p>
<code>CreatorName</code>	<p><b>Type</b> string</p> <p><b>Properties</b> Filter, Group, Nillable, Sort</p> <p><b>Description</b> Name of the user who posted the question or reply. Only the first name of internal users (agents) appears to portal users in the feed. Chatter Answers must be enabled to view this field. This field is available in API version 26.0 and later.</p>
<code>CreatorSmallPhotoUrl</code>	<p><b>Type</b> string</p> <p><b>Properties</b> Filter, Group, Nillable, Sort</p> <p><b>Description</b> URL of the user's thumbnail photo from the feed. Chatter Answers must be enabled to view this field. This field is available in API version 26.0 and later.</p>
<code>Description</code>	<p><b>Type</b> textarea</p> <p><b>Properties</b> Create, Nillable, Update</p> <p><b>Description</b> A text description of the case. Limit: 32 KB.</p>
<code>FeedItemId</code>	<p><b>Type</b> reference</p>

Field	Details
	<p><b>Properties</b> Create, Group, Nillable, Sort</p> <p><b>Description</b> ID of the question in Chatter associated with the case. This field is available in API version 33.0 and later, and is only accessible in organizations where Question-to-Case is enabled.</p>
HasCommentsUnreadByOwner	<p><b>Type</b> boolean</p> <p><b>Properties</b> Defaulted on create, Filter, Group, Sort</p> <p><b>Description</b> Indicates whether a case contains comments that the case owner hasn't read (<code>true</code>) or not (<code>false</code>).</p>
HasSelfServiceComments	<p><b>Type</b> boolean</p> <p><b>Properties</b> Defaulted on create, Filter, Group, Sort</p> <p><b>Description</b> Indicates whether a case has comments added by a Self-Service user (<code>true</code>) or not (<code>false</code>).</p>
IsClosed	<p><b>Type</b> boolean</p> <p><b>Properties</b> Defaulted on create, Filter, Group, Sort</p> <p><b>Description</b> Indicates whether the case is closed (<code>true</code>) or open (<code>false</code>). This field is controlled by the <code>Status</code> field; it can't be set directly. Label is <code>Closed</code>.</p>
IsClosedOnCreate	<p><b>Type</b> boolean</p> <p><b>Properties</b> Defaulted on create, Filter, Group, Sort</p> <p><b>Description</b> Indicates whether the case was closed at the same time that it was created (<code>true</code>) or not (<code>false</code>). This flag is read-only and is automatically set when a record is created. It can't be set to <code>true</code> unless the <code>IsClosed</code> flag is also <code>true</code>.</p>
IsDeleted	<p><b>Type</b> boolean</p> <p><b>Properties</b> Defaulted on create, Filter</p>

Field	Details
	<p><b>Description</b></p> <p>Indicates whether the object has been moved to the Recycle Bin (<code>true</code>) or not (<code>false</code>). Label is <code>Deleted</code>.</p>
<code>IsEscalated</code>	<p><b>Type</b></p> <p>boolean</p> <p><b>Properties</b></p> <p>Create, Defaulted on create, Filter, Group, Sort, Update</p> <p><b>Description</b></p> <p>Indicates whether the case has been escalated (<code>true</code>) or not. A case's escalated state does not affect how you can use a case, or whether you can query, delete, or update it. You can set this flag via the API. Label is <code>Escalated</code>.</p>
<code>IsSelfServiceClosed</code>	<p><b>Type</b></p> <p>boolean</p> <p><b>Properties</b></p> <p>Defaulted on create, Filter, Group, Sort</p> <p><b>Description</b></p> <p>Indicates whether the case is closed for Self-Service users (<code>true</code>) or not (<code>false</code>).</p>
<code>IsStopped</code>	<p><b>Type</b></p> <p>boolean</p> <p><b>Properties</b></p> <p>Defaulted on create, Filter, Group, Sort</p> <p><b>Description</b></p> <p>Indicates whether an entitlement process on a case is stopped (<code>true</code>) or not (<code>false</code>).</p>
<code>IsVisibleInSelfService</code>	<p><b>Type</b></p> <p>boolean</p> <p><b>Properties</b></p> <p>Defaulted on create, Filter, Group, Sort</p> <p><b>Description</b></p> <p>Indicates whether the case can be viewed in the Customer Service Portal, Partner Service Portal, and Self-Service Portal (<code>true</code>) or not (<code>false</code>). This field is applied for case visibility in the Partner Relationship Management, Customer Service Portal, and the earlier version of Self Service Portal. The field does not alter sharing and will not prevent usage of a direct URL to a case if a portal user has read or write access.</p>
<code>Language</code>	<p><b>Type</b></p> <p>picklist</p> <p><b>Properties</b></p> <p>Create, Filter, Group, Nillable, Restricted picklist, Sort, Update</p>


Field	Details
	<p><b>Description</b></p> <p>The language of the case. This field is available in all Enterprise, Performance, and Unlimited orgs with the Service Cloud. Out of the box, it's used only by Einstein Case Classification.</p>
LastReferencedDate	<p><b>Type</b></p> <p>datetime</p> <p><b>Properties</b></p> <p>Filter, Nillable, Sort</p> <p><b>Description</b></p> <p>The timestamp for when the current user last viewed a record related to this record.</p>
LastViewedDate	<p><b>Type</b></p> <p>datetime</p> <p><b>Properties</b></p> <p>Filter, Nillable, Sort</p> <p><b>Description</b></p> <p>The timestamp for when the current user last viewed this record. If this value is null, this record might only have been referenced (<code>LastReferencedDate</code>) and not viewed.</p>
MasterRecordId	<p><b>Type</b></p> <p>reference</p> <p><b>Properties</b></p> <p>Filter, Group, Nillable, Sort</p> <p><b>Description</b></p> <p>If this object was deleted as the result of a merge, this field contains the ID of the record that was kept. If this object was deleted for any other reason, or has not been deleted, the value is <code>null</code>.</p>
Origin	<p><b>Type</b></p> <p>picklist</p> <p><b>Properties</b></p> <p>Create, Filter, Group, Nillable, Sort, Update</p> <p><b>Description</b></p> <p>The source of the case, such as <code>Email</code>, <code>Phone</code>, or <code>Web</code>. Label is <code>Case Origin</code>.</p>
OwnerId	<p><b>Type</b></p> <p>reference</p> <p><b>Properties</b></p> <p>Create, Defaulted on create, Filter, Group, Sort, Update</p> <p><b>Description</b></p> <p>ID of the contact who owns the case.</p>

Field	Details
ParentId	<p><b>Type</b> reference</p> <p><b>Properties</b> Create, Filter, Group, Nillable, Sort, Update</p> <p><b>Description</b> The ID of the parent case in the hierarchy. The label is <code>Parent Case</code>.</p>
Priority	<p><b>Type</b> picklist</p> <p><b>Properties</b> Create, Defaulted on create, Filter, Group, Nillable, Sort, Update</p> <p><b>Description</b> The importance or urgency of the case, such as <code>High</code>, <code>Medium</code>, or <code>Low</code>.</p>
QuestionId	<p><b>Type</b> reference</p> <p><b>Properties</b> Create, Filter, Group, Nillable, Sort, Update</p> <p><b>Description</b> The question in the answers community that is associated with the case. This field does not appear if you don't have an answers community enabled.</p>
Reason	<p><b>Type</b> picklist</p> <p><b>Properties</b> Create, Filter, Group, Nillable, Sort, Update</p> <p><b>Description</b> The reason why the case was created, such as <code>Instructions not clear</code>, or <code>User didn't attend training</code>.</p>
RecordTypeId	<p><b>Type</b> reference</p> <p><b>Properties</b> Create, Filter, Nillable, Update</p> <p><b>Description</b> ID of the record type assigned to this object.</p>
SlaStartDate	<p><b>Type</b> dateTime</p> <p><b>Properties</b> Create, Filter, Nillable, Update</p>



Field	Details
	<p><b>Description</b></p> <p>Shows the time that the case entered an entitlement process. If you have the "Edit" permission on cases, you can update or reset the time if you have the "Edit" permission on cases.</p> <p>This field is available in API version 18.0 and later.</p>
SourceId	<p><b>Type</b></p> <p>reference</p> <p><b>Properties</b></p> <p>Create, Filter, Group, Nillable, Sort, Update</p> <p><b>Description</b></p> <p>The ID of the social post source.</p>
Status	<p><b>Type</b></p> <p>picklist</p> <p><b>Properties</b></p> <p>Create, Defaulted on create, Filter, Group, Nillable, Sort, Update</p> <p><b>Description</b></p> <p>The status of the case, such as "New," "Closed," or "Escalated." This field directly controls the <code>IsClosed</code> flag. Each predefined <code>Status</code> value implies an <code>IsClosed</code> flag value. For more information, see <code>CaseStatus</code>.</p>
StopStartDate	<p><b>Type</b></p> <p>dateTime</p> <p><b>Properties</b></p> <p>Filter, Nillable</p> <p><b>Description</b></p> <p>The date and time an entitlement process was stopped on the case.</p> <p>This field is available in API version 18.0 and later.</p>
Subject	<p><b>Type</b></p> <p>string</p> <p><b>Properties</b></p> <p>Create, Filter, Group, Nillable, Sort, Update</p> <p><b>Description</b></p> <p>The subject of the case. Limit: 255 characters.</p>
SuppliedCompany	<p><b>Type</b></p> <p>string</p> <p><b>Properties</b></p> <p>Create, Filter, Group, Nillable, Sort, Update</p>

Field	Details
	<p><b>Description</b> The company name that was entered when the case was created. Label is <code>Company</code>.</p>
<code>SuppliedEmail</code>	<p><b>Type</b> email</p> <p><b>Properties</b> Create, Filter, Group, Nillable, Sort, Update</p> <p><b>Description</b> The email address that was entered when the case was created. Label is <code>Email</code>.  If your organization has an active auto-response rule, <code>SuppliedEmail</code> is required when creating a case via the API. Auto-response rules use the email in the contact specified by <code>ContactId</code>. If no email address is in the contact record, the email specified here is used.</p>
<code>SuppliedName</code>	<p><b>Type</b> string</p> <p><b>Properties</b> Create, Filter, Group, Nillable, Sort, Update</p> <p><b>Description</b> The name that was entered when the case was created. Label is <code>Name</code>.</p>
<code>SuppliedPhone</code>	<p><b>Type</b> string</p> <p><b>Properties</b> Create, Filter, Group, Nillable, Sort, Update</p> <p><b>Description</b> The phone number that was entered when the case was created. Label is <code>Phone</code>.</p>
<code>Type</code>	<p><b>Type</b> picklist</p> <p><b>Properties</b> Create, Filter, Group, Nillable, Sort, Update</p> <p><b>Description</b> The type of case, such as <code>Feature Request</code> or <code>Question</code>.</p>

 **Note:** If you are importing Case data and need to set the value for an audit field, such as `CreatedDate`, contact Salesforce. Audit fields are automatically updated during API operations unless you request to set these fields yourself.

## Usage

Use the Case object to manage cases for your organization. Client applications can query, update, and delete Attachment records associated with a case via the API.

## Assignment Rules


When you query or update a case, your client application can have the case automatically assigned to one or more User records based on assignment rules that have been configured in the user interface. To use this feature, your client application must set either of the following options (but not both) in the `AssignmentRuleHeader` used in the create or update:

Field	Field Type	Details
<code>assignmentRuleId</code>	reference	ID of the assignment rule to use. Can be an inactive assignment rule. If unspecified and <code>useDefaultRule</code> is <code>true</code> , then the default assignment rule is used. To find the ID for a given assignment rule, query the <code>AssignmentRule</code> object (specifying <code>RuleType="caseAssignment"</code> ), iterate through the returned <code>AssignmentRule</code> objects, find the one you want to use, retrieve its ID, and then specify its ID in this field in the <code>AssignmentRuleHeader</code> .
<code>useDefaultRule</code>	boolean	Specifies whether to use the default rule for rule-based assignment ( <code>true</code> ) or not ( <code>false</code> ). The default rule is assigned by users in the Salesforce user interface.

For a code example that shows setting the `AssignmentRuleHeader` for a Lead (which is similar to setting the `AssignmentRuleHeader` for a Case), see [Lead](#).

## Separating Accounts from Contacts in Cases

In releases before 8.0, the `AccountId` could not be specified, it was derived from the contact's account. This behavior will continue to be supported in future releases, but you can also now specify an `AccountId`. If you do not specify the `AccountId` during the creation of a case, the value will default to the contact's `AccountId`.

 **Note:** When a record is updated, if the `ContactId` has not changed, then the `AccountId` is not regenerated. This prevents the API from overwriting a value previously changed in the Salesforce user interface. However, if an API call changes the `ContactId` and the `AccountId` field is empty, then the `AccountId` is generated using the contact's account.

## Using `_case` with Java

Depending on the development tool you use, you might need to write your application using `_case` instead of `Case`, because `case` is a reserved word in Java.

## Associated Objects

This object has the following associated objects. Unless noted, they are available in the same API version as this object.

### CaseFeed (API version 18.0)

Feed tracking is available for the object.

### CaseHistory

History is available for tracked fields of the object.

**CaseOwnerSharingRule**

Sharing rules are available for the object.

**CaseShare**

Sharing is available for the object.

SEE ALSO:

[Account](#)

[CaseMilestone](#)

## CaseArticle

---

Represents the association between a Case and a KnowledgeArticle. This object is available in API version 20.0 and later.

### Supported Calls

`create()`, `delete()`, `describeSObjects()`, `query()`, `retrieve()`

### Special Access Rules

Access to this object is controlled by the parent Case and KnowledgeArticle. However, when querying, access is only controlled by the parent Case.

Customer Portal users can't access this object.

### Fields

Field	Details
ArticleLanguage	<p><b>Type</b> picklist</p> <p><b>Properties</b> Filter, Restricted picklist</p> <p><b>Description</b> The language of the article associated with the case.</p>
ArticleVersionNumber	<p><b>Type</b> int</p> <p><b>Properties</b> Create, Group, Nillable</p> <p><b>Description</b> The number assigned to a version of an article. This field is available in API version 24.0 and later.</p>

Field	Details
CaseId	<p><b>Type</b> reference</p> <p><b>Properties</b> Create, Filter, Group, Sort</p> <p><b>Description</b> ID of the Case associated with the KnowledgeArticle.</p>
IsSharedByEmail	<p><b>Type</b> int</p> <p><b>Properties</b> Create, Group, Nillable</p> <p><b>Description</b> Indicates that the article has been shared with the customer through an email.</p>
KnowledgeArticleId	<p><b>Type</b> reference</p> <p><b>Properties</b> Create, Filter, Group, Sort</p> <p><b>Description</b> ID of the KnowledgeArticle associated with the Case.</p>

## Usage

This object represents the association of a knowledge article with a Case. An article is associated with a case when it's relevant to a specific issue, when it helps an agent solve the case, or when the agent sends the article to a customer.

You can use this object to include case-article associations in Apex and Visualforce.

You can't update this object via the API. If you attempt to create a record that matches an existing record, the create request simply returns the existing record.

SEE ALSO:

[Case](#)

[KnowledgeArticle](#)

## CaseComment

---

Represents a comment that provides additional information about the associated Case.

## Supported Calls


`create()`, `delete()`, `describeLayout()`, `describeSObjects()`, `getDeleted()`, `getUpdated()`, `query()`, `retrieve()`, `search()`, `undelete()`, `update()`, `upsert()`

## Fields

Field	Details
CommentBody	<p><b>Type</b> textarea</p> <p><b>Properties</b> Create, Filter, Nillable, Sort, Update</p> <p><b>Description</b> Text of the CaseComment. The maximum size of the comment body is 4,000 bytes. Label is <b>Body</b>.</p>
ConnectionReceivedId	<p><b>Type</b> reference</p> <p><b>Properties</b> Filter, Nillable</p> <p><b>Description</b> ID of the PartnerNetworkConnection that shared this record with your organization. This field is available if you enabled Salesforce to Salesforce.</p>
ConnectionSentId	<p><b>Type</b> reference</p> <p><b>Properties</b> Filter, Nillable</p> <p><b>Description</b> ID of the PartnerNetworkConnection that you shared this record with. This field is available if you enabled Salesforce to Salesforce. This field is supported using API versions earlier than 15.0. In all other API versions, this field's value is null. You can use the new PartnerNetworkRecordConnection object to forward records to connections.</p>
CreatorFullPhotoUrl	<p><b>Type</b> string</p> <p><b>Properties</b> Filter, Group, Nillable, Sort</p> <p><b>Description</b> URL of the user's profile photo from the feed. Chatter Answers must be enabled to view this field. This field is available in API version 26.0 and later.</p>

Field	Details
CreatorName	<p><b>Type</b> string</p> <p><b>Properties</b> Filter, Group, Nillable, Sort</p> <p><b>Description</b> Name of the user who posted the question or reply. Only the first name of internal users (agents) appears to portal users in the feed. Chatter Answers must be enabled to view this field. This field is available in API version 26.0 and later.</p>
CreatorSmallPhotoUrl	<p><b>Type</b> string</p> <p><b>Properties</b> Filter, Group, Nillable, Sort</p> <p><b>Description</b> URL of the user's thumbnail photo from the feed. Chatter Answers must be enabled to view this field. This field is available in API version 26.0 and later.</p>
IsDeleted	<p><b>Type</b> boolean</p> <p><b>Properties</b> Defaulted on create, Filter</p> <p><b>Description</b> Indicates whether the object has been moved to the Recycle Bin (<code>true</code>) or not (<code>false</code>). Label is <b>Deleted</b>.</p>
IsNotificationSelected	<p><b>Type</b> boolean</p> <p><b>Properties</b> Create, Defaulted on create, Update</p> <p><b>Description</b> Indicates whether an email notification is sent to the case contact when a CaseComment is created or updated. When this field is queried, it always returns null.  This field is available only when the <code>Enable Case Comment Notification to Contacts</code> setting is enabled on the Support Settings page in Setup. To send email notifications for CaseComment, you must use the <code>EmailHeader triggerUserEmail</code>.  Available in API version 43.0 and later.</p>
IsPublished	<p><b>Type</b> boolean</p> <p><b>Properties</b> Create, Defaulted on create, Filter, Group, Sort, Update</p>

Field	Details
	<p><b>Description</b></p> <p>Indicates whether the CaseComment is visible to customers in the Self-Service portal (<code>true</code>) or not (<code>false</code>). Label is <b>Published</b>. This is the only CaseComment field that can be updated via the API.</p>
ParentId	<p><b>Type</b></p> <p>reference</p> <p><b>Properties</b></p> <p>Create, Filter, Group, Sort,</p> <p><b>Description</b></p> <p>Required. ID of the parent Case of the CaseComment.</p>

 **Note:** If you are importing CaseComment data and need to set the value for an audit field, such as `CreatedDate`, contact Salesforce. Audit fields are automatically updated during API operations unless you request to set these fields yourself.

## Usage

In the Salesforce user interface, comments are generally entered by a User working on a Case. All users have access to create and view CaseComment in the Salesforce user interface and when using the API. In the API, CaseComment records can't be modified after insertion unless the user has the "Modify All" object-level permission for Cases or the "Modify All Data" permission. If not, users can only update the `IsPublished` field, and can't delete CaseComment.

SEE ALSO:

[Object Basics](#)

## CaseContactRole

Represents the role that a given Contact plays on a Case.

## Supported Calls

`create()`, `delete()`, `describeLayout()`, `describeSObjects()`, `getDeleted()`, `getUpdated()`, `query()`, `retrieve()`, `update()`, `upsert()`

## Fields

Field	Details
CasesId	<p><b>Type</b></p> <p>reference</p>



Field	Details
	<p><b>Properties</b> Create, Filter, Group, Sort</p> <p><b>Description</b> ID of the cases associated with this contact.</p>
ContactId	<p><b>Type</b> reference</p> <p><b>Properties</b> Create, Filter, Group, Sort, Update</p> <p><b>Description</b> Required. ID of the contact.</p>
IsDeleted	<p><b>Type</b> boolean</p> <p><b>Properties</b> Defaulted on create, Filter</p> <p><b>Description</b> Indicates whether the object has been moved to the Recycle Bin (<code>true</code>) or not (<code>false</code>). Label is <b>Deleted</b>.</p>
Role	<p><b>Type</b> picklist</p> <p><b>Properties</b> Create, Filter, Group, Nillable, Sort, Update</p> <p><b>Description</b> Name of the role played by the contact on this case, such as Technical Contact, Business Contact, Decision Maker, and so on. Must be unique—there can't be multiple records in which the <b>CaseId</b>, <code>ContactId</code>, and <code>Role</code> values are identical. Different contacts can play the same role on the same case. A contact can play different roles on the same case.</p>

## Usage

Use this object to define the role that a given Case plays on a given Contact. For example, you can use this object to be able to see all contacts who are associated to a case, or, given a contact, be able to query all cases that they are associated with, even if they are not the primary contact on the case.

## CaseHistory

Represents historical information about changes that have been made to the associated Case.

## Supported Calls

`describeSObjects()`, `getDeleted()`, `getUpdated()`, `query()`, `retrieve()`

## Special Access Rules

This object is always read-only.

## Fields

Field	Details
CaseId	<p><b>Type</b> reference</p> <p><b>Properties</b> Filter, Group, Sort</p> <p><b>Description</b> ID of the Case associated with this record.</p>
DataType	<p><b>Type</b> picklist</p> <p><b>Properties</b> Filter, Group, Nillable, Restricted picklist, Sort</p> <p><b>Description</b> Data type of the field that was changed.</p>
Field	<p><b>Type</b> picklist</p> <p><b>Properties</b> Filter, Group, Restricted picklist, Sort</p> <p><b>Description</b> Name of the case field that was modified, or a special value to indicate some other modification to the case. The possible values, in addition to the case field names, are:</p> <ul style="list-style-type: none"> <li>• <b>ownerAssignment</b>—The owner of the case was changed.</li> <li>• <b>ownerAccepted</b>—A user took ownership of a case from a queue.</li> <li>• <b>ownerEscalated</b>—The owner of the case was changed due to case escalation.</li> <li>• <b>external</b>—A user made the case visible to customers in the Customer Self-Service Portal.</li> </ul>
IsDeleted	<p><b>Type</b> boolean</p> <p><b>Properties</b> Defaulted on create, Filter</p>

Field	Details
	<p><b>Description</b></p> <p>Indicates whether the object has been moved to the Recycle Bin (<code>true</code>) or not (<code>false</code>). Label is <b>Deleted</b>.</p>
NewValue	<p><b>Type</b></p> <p>anyType</p> <p><b>Properties</b></p> <p>Nullable, Sort</p> <p><b>Description</b></p> <p>New value of the modified case field. Maximum of 255 characters.</p>
OldValue	<p><b>Type</b></p> <p>anyType</p> <p><b>Properties</b></p> <p>Nullable, Sort</p> <p><b>Description</b></p> <p>Previous value of the modified case field. Maximum of 255 characters.</p>

## Usage

Case history entries are indirectly created each time a case is modified.

Two rows are added to this record when foreign key fields change. One row contains the foreign key object names that display in the online application. For example, `Jane Doe` is recorded as the name of a Contact. The other row contains the actual foreign key ID that is only returned to and visible from the API.

This object respects field level security on the parent object.

SEE ALSO:

[Object Basics](#)

## CaseMilestone

Represents a milestone (required step in a customer support process) on a Case. This object is available in API version 18.0 and later.

## Supported Calls

`describeCompactLayouts()`, `describeLayout()`, `describeSObjects()`, `query()`, `retrieve()`, `update()`

## Fields

Field	Details
BusinessHoursId	<p><b>Type</b> reference</p> <p><b>Properties</b> Filter, Group, Nillable, Sort</p> <p><b>Description</b> ID of the BusinessHours associated with the CaseMilestone.</p>
CaseId	<p><b>Type</b> reference</p> <p><b>Properties</b> Filter</p> <p><b>Description</b> ID of the case.</p>
CompletionDate	<p><b>Type</b> dateTime</p> <p><b>Properties</b> Filter, Nillable, Update</p> <p><b>Description</b> The date and time the milestone was completed.</p>
ElapsedTimeInDays	<p><b>Type</b> double</p> <p><b>Properties</b> Filter, Nillable</p> <p><b>Description</b> The time required to complete a milestone in days.</p>
ElapsedTimeInHrs	<p><b>Type</b> double</p> <p><b>Properties</b> Filter, Nillable</p> <p><b>Description</b> The time required to complete a milestone in hours.</p>
ElapsedTimeInMins	<p><b>Type</b> int</p> <p><b>Properties</b> Filter, Nillable</p>

Field	Details
	<p><b>Description</b> The time required to complete a milestone in minutes.</p>
IsCompleted	<p><b>Type</b> boolean</p> <p><b>Properties</b> Defaulted on create, Filter</p> <p><b>Description</b> Indicates whether the milestone is completed (<code>true</code>) or not (<code>false</code>).</p>
IsViolated	<p><b>Type</b> boolean</p> <p><b>Properties</b> Defaulted on create, Filter</p> <p><b>Description</b> Indicates whether the milestone is violated (<code>true</code>) or not (<code>false</code>).</p>
MilestoneTypeId	<p><b>Type</b> reference</p> <p><b>Properties</b> Filter, Nillable</p> <p><b>Description</b> The ID of the milestone on the case.</p>
StartDate	<p><b>Type</b> dateTime</p> <p><b>Properties</b> Filter, Nillable, Update</p> <p><b>Description</b> The date and time the milestone started on the case.</p>
TargetDate	<p><b>Type</b> dateTime</p> <p><b>Properties</b> Filter</p> <p><b>Description</b> The date and time the milestone must be completed.</p>
TargetResponseInDays	<p><b>Type</b> double</p> <p><b>Properties</b> Filter, Nillable, Sort</p>

Field	Details
	<p><b>Description</b> The time to complete the milestone in days.</p>
TargetResponseInHrs	<p><b>Type</b> double</p> <p><b>Properties</b> Filter, Nillable, Sort</p> <p><b>Description</b> The time to complete the milestone in hours.</p>
TargetResponseInMins	<p><b>Type</b> int</p> <p><b>Properties</b> Filter, Group, Nillable, Sort</p> <p><b>Description</b> The time to complete the milestone in minutes.</p>
TimeRemainingInDays	<p><b>Type</b> double</p> <p><b>Properties</b> Group, Nillable, Sort</p> <p><b>Description</b> Time remaining to reach the milestone target, measured in days.</p>
TimeRemainingInHrs	<p><b>Type</b> text</p> <p><b>Properties</b> Nillable</p> <p><b>Description</b> Time remaining to reach the milestone target, measured in hours.</p>
TimeRemainingInMins	<p><b>Type</b> text</p> <p><b>Properties</b> Group, Nillable, Sort</p> <p><b>Description</b> Time remaining to reach the milestone target. The format is minutes and seconds.</p>
TimeSinceTargetInDays	<p><b>Type</b> double</p> <p><b>Properties</b> Nillable, Sort</p>

Field	Details
	<p><b>Description</b></p> <p>The time elapsed since the milestone target, measured in days.</p>
TimeSinceTargetInHrs	<p><b>Type</b></p> <p>string</p> <p><b>Properties</b></p> <p>Group, Nillable, Sort</p> <p><b>Description</b></p> <p>The time elapsed since the milestone target, measured in hours.</p>
TimeSinceTargetInMins	<p><b>Type</b></p> <p>string</p> <p><b>Properties</b></p> <p>Group, Nillable, Sort</p> <p><b>Description</b></p> <p>The time elapsed since the milestone target. The format is minutes and seconds.</p>

## Usage

This object lets you view a milestone on a case. It also lets you view if the milestone was completed and when it must be completed.

SEE ALSO:


[Case](#)

[MilestoneType](#)

[SlaProcess](#)

## CaseOwnerSharingRule

Represents the rules for sharing a case with users other than the owner.

 **Note:** To enable access to this object for your org, contact Salesforce customer support. However, we recommend that you instead use Metadata API to programmatically update owner sharing rules because it triggers automatic sharing rule recalculation. The [SharingRules](#) Metadata API type is enabled for all orgs.


## Supported Calls

`create()`, `delete()`, `describeObjects()`, `getDeleted()`, `getUpdated()`, `query()`, `retrieve()`, `update()`, `upsert()`

## Special Access Rules

Customer Portal users can't access this object.

## Fields

Field	Details
CaseAccessLevel	<p><b>Type</b> picklist</p> <p><b>Properties</b> Create, Filter, Group, Restricted picklist, Sort, Update</p> <p><b>Description</b> A value that represents the type of sharing being allowed. The possible values are:</p> <ul style="list-style-type: none"> <li>• Read</li> <li>• Edit</li> </ul>
Description	<p><b>Type</b> textarea</p> <p><b>Properties</b> Create, Filter, Nillable, Sort, Update</p> <p><b>Description</b> A description of the sharing rule. Maximum size is 1000 characters. This field is available in API version 29.0 and later.</p>
DeveloperName	<p><b>Type</b> string</p> <p><b>Properties</b> Create, Defaulted on create, Filter, Group, Sort, Update</p> <p><b>Description</b> The unique name of the object in the API. This name can contain only underscores and alphanumeric characters, and must be unique in your org. It must begin with a letter, not include spaces, not end with an underscore, and not contain two consecutive underscores. In managed packages, this field prevents naming conflicts on package installations. With this field, a developer can change the object's name in a managed package and the changes are reflected in a subscriber's organization. Corresponds to <b>Rule Name</b> in the user interface.</p> <p>This field is available in API version 24.0 and later.</p> <p> <b>Note:</b> When creating large sets of data, always specify a unique <code>DeveloperName</code> for each record. If no <code>DeveloperName</code> is specified, performance may slow while Salesforce generates one for each record.</p>
GroupId	<p><b>Type</b> reference</p> <p><b>Properties</b> Create, Filter, Group, Sort</p>



Field	Details
	<p><b>Description</b></p> <p>The ID representing the source group. Cases owned by users in the source group trigger the rule to give access.</p>
Name	<p><b>Type</b></p> <p>string</p> <p><b>Properties</b></p> <p>Create, Filter, Group, Sort, Update</p> <p><b>Description</b></p> <p>Label of the sharing rule as it appears in the user interface. Limited to 80 characters. Corresponds to <b>Label</b> on the user interface.</p>
UserOrGroupId	<p><b>Type</b></p> <p>reference</p> <p><b>Properties</b></p> <p>Create, Filter, Group, Sort</p> <p><b>Description</b></p> <p>The ID representing the target user or group. Target users or groups are given access.</p>

## Usage

Use this object to manage the sharing rules for cases. General sharing and territory management-related sharing use this object.

SEE ALSO:

[Case](#)

[CaseShare](#)

[Metadata API Developer Guide: SharingRules](#)

## CaseShare

Represents a sharing entry on a Case.

## Supported Calls

`describeSObjects()`, `create()`, `delete()`, `query()`, `retrieve()`, `update()`, `upsert()`

## Special Access Rules

As of Summer '20 and later, only users with access to the Case object can access this object.

## Fields

The properties available for some fields depend on the default organization-wide sharing settings. The properties listed are true for the default settings of such fields.

Field	Details
CaseAccessLevel	<p><b>Type</b> picklist</p> <p><b>Properties</b> Create, Filter, Group, Restricted picklist, Sort, Update</p> <p><b>Description</b> Level of access that the User or Group has to the Case. The possible values are:</p> <ul style="list-style-type: none"> <li>• Read</li> <li>• Edit</li> <li>• All This value is not valid for creating or deleting records.</li> </ul> <p>This field must be set to an access level that is higher than the organization's default access level for cases.</p>
CaseId	<p><b>Type</b> reference</p> <p><b>Properties</b> Create, Filter, Group, Sort</p> <p><b>Description</b> ID of the Case associated with this sharing entry. This field can't be updated.</p>
IsDeleted	<p><b>Type</b> boolean</p> <p><b>Properties</b> Defaulted on create, Filter</p> <p><b>Description</b> Indicates whether the object has been moved to the Recycle Bin (<code>true</code>) or not (<code>false</code>). Label is <b>Deleted</b>.</p>
RowCause	<p><b>Type</b> picklist</p> <p><b>Properties</b> Create, Filter, Group, Nillable, Restricted picklist, Sort</p> <p><b>Description</b> Reason that this sharing entry exists. You can only write to this field when its value is either omitted or set to <code>Manual</code> (default). You can create a value for this field in API versions 32.0 and later with the correct organization-wide sharing settings.</p> <p>Valid values include:</p>

Field	Details
	<ul style="list-style-type: none"> <li><code>Manual</code>—The User or Group has access because a user with “All” access manually shared the Case with them.</li> <li><code>Owner</code>—The User is the owner of the <a href="#">Case</a>.</li> <li><code>ImplicitChild</code>—User or Group has access to the Case on the Account associated with this Case.</li> <li><code>Rule</code>—The User or Group has access via a Case sharing rule.</li> </ul>
<code>UserOrGroupId</code>	<p><b>Type</b> reference</p> <p><b>Properties</b> Create, Filter, Group, Sort</p> <p><b>Description</b> ID of the User or Group that has been given access to the Case. This field can't be updated.</p>

## Usage

This object allows you to determine which users and groups can view and edit Case records owned by other users.

If you attempt to create a new record that matches an existing record, request updates any modified fields and returns the existing record.

SEE ALSO:

[AccountShare](#)

[LeadShare](#)

[OpportunityShare](#)

## CaseSolution

Represents the association between a Case and a Solution.

## Supported Calls

`create()`, `delete()`, `describeObjects()`, `getDeleted()`, `getUpdated()`, `query()`, `retrieve()`

## Fields

Field	Details
<code>CaseId</code>	<p><b>Type</b> reference</p>

Field	Details
	<p><b>Properties</b> Create, Filter, Group, Sort</p> <p><b>Description</b> Required. ID of the Case associated with the Solution.</p>
IsDeleted	<p><b>Type</b> boolean</p> <p><b>Properties</b> Defaulted on create, Filter</p> <p><b>Description</b> Indicates whether the object has been moved to the Recycle Bin (<code>true</code>) or not (<code>false</code>). Label is <b>Deleted</b>.</p>
SolutionId	<p><b>Type</b> reference</p> <p><b>Properties</b> Create, Filter, Group, Sort</p> <p><b>Description</b> Required. ID of the Solution associated with the case.</p>

## Usage

You can't update this object via the API. If you attempt to create a record that matches an existing record, the request simply returns the existing record.

SEE ALSO:

[CaseShare](#)

[SolutionStatus](#)

## CaseStatus

Represents the status of a Case, such as New, On Hold, or In Process.

## Supported Calls

`describeSObjects()`, `query()`, `retrieve()`

## Fields

Field	Details
ApiName	<p><b>Type</b> string</p> <p><b>Properties</b> Filter, Group, idLookup, Sort</p> <p><b>Description</b> Uniquely identifies a picklist value so it can be retrieved without using an id or master label.</p>
IsClosed	<p><b>Type</b> boolean</p> <p><b>Properties</b> Defaulted on create, Filter, Group, Sort</p> <p><b>Description</b> Indicates whether this case status value represents a closed Case (<code>true</code>) or not (<code>false</code>). Multiple case status values can represent a closed Case.</p>
IsDefault	<p><b>Type</b> boolean</p> <p><b>Properties</b> Defaulted on create, Filter, Group, Sort</p> <p><b>Description</b> Indicates whether this is the default case status value (<code>true</code>) or not (<code>false</code>) in the picklist.</p>
MasterLabel	<p><b>Type</b> string</p> <p><b>Properties</b> Filter, Group, Nillable, Sort</p> <p><b>Description</b> Master label for this case status value. This display value is the internal label that does not get translated.</p>
SortOrder	<p><b>Type</b> int</p> <p><b>Properties</b> Filter, Group, Nillable, Sort</p> <p><b>Description</b> Number used to sort this value in the case status picklist. These numbers are not guaranteed to be sequential, as some previous case status values might have been deleted.</p>

## Usage

This object represents a value in the case status picklist. The case status picklist provides additional information about the status of a Case, such as whether a given `Status` value represents an open or closed case. Query the `CaseStatus` object to retrieve the set of values in the case status picklist, and then use that information while processing Case records to determine more information about a given case. For example, the application could test whether a given case is open or closed based on its `Status` value and the value of the `IsClosed` property in the associated `CaseStatus` object.

SEE ALSO:

[Object Basics](#)

## CaseTag

---

Associates a word or short phrase with a Case

## Supported Calls

`create()`, `delete()`, `describeSObjects()`, `query()`, `retrieve()`

## Fields

Field Name	Details
<code>ItemId</code>	<p><b>Type</b> reference</p> <p><b>Properties</b> Create, Filter</p> <p><b>Description</b> ID of the tagged item.</p>
<code>Name</code>	<p><b>Type</b> string</p> <p><b>Properties</b> Create, Filter</p> <p><b>Description</b> Name of the tag. If this value does not already exist, a new <code>TagDefinition</code> is created and becomes the parent of this <code>Tag</code> object. Otherwise, a <code>TagDefinition</code> with the same name becomes the parent of this <code>Tag</code> object. Parent relationships are created automatically.</p>
<code>TagDefinitionId</code>	<p><b>Type</b> reference</p> <p><b>Properties</b> Filter</p>

Field Name	Details
	<p><b>Description</b></p> <p>ID of the parent TagDefinition object that owns the tag.</p>
Type	<p><b>Type</b></p> <p>picklist</p> <p><b>Properties</b></p> <p>Create, Filter, Restricted picklist</p> <p><b>Description</b></p> <p>Defines the visibility of a tag.</p> <p>Valid values:</p> <ul style="list-style-type: none"> <li>• <code>Public</code>—The tag can be viewed and manipulated by all users in an organization.</li> <li>• <code>Personal</code>—The tag can be viewed or manipulated only by a user with a matching <code>OwnerId</code>.</li> </ul>

## Usage

CaseTag stores the relationship between its parent TagDefinition and the Case being tagged. Tag objects act as metadata, allowing users to describe and organize their data.

When a tag is deleted, its parent TagDefinition will also be deleted if the name is not being used; otherwise, the parent remains. Deleting a TagDefinition sends it to the Recycle Bin, along with any associated tag entries.

## CaseTeamMember

Represents a case team member, who works with a team of other users to help resolve a case.

## Supported Calls

`create()`, `delete()`, `describeSObjects()`, `getDeleted()`, `getUpdated()`, `query()`, `retrieve()`, `update()`, `upsert()`

## Special Access Rules

As of Spring '20 and later, only users with read access to the Case object can access this object.

## Fields

Field	Details
MemberId	<p><b>Type</b></p> <p>reference</p>

Field	Details
	<p><b>Properties</b> Create, Filter, Group, Sort</p> <p><b>Description</b> The ID of the user or contact who is a member on a case team.</p>
ParentId	<p><b>Type</b> reference</p> <p><b>Properties</b> Create, Filter, Group, Sort</p> <p><b>Description</b> The ID of the case with which the case team member is associated.</p>
TeamRoleId	<p><b>Type</b> reference</p> <p><b>Properties</b> Create, Filter, Group, Sort, Update</p> <p><b>Description</b> The ID of the case team role with which the case team member is associated.</p>
TeamTemplateId	<p><b>Type</b> reference</p> <p><b>Properties</b> Filter, Group, Nillable, Sort</p> <p><b>Description</b> The ID of the predefined team with which the case team member is associated.</p>
TeamTemplateMemberId	<p><b>Type</b> reference</p> <p><b>Properties</b> Filter, Group, Nillable, Sort</p> <p><b>Description</b> The ID of the team member included in a predefined case team.</p>

## CaseTeamRole

Represents a case team role. Every case team member has a role on a case, such as “Customer Contact” or “Case Manager.”

## Supported Calls

`create()`, `describeSObjects()`, `getDeleted()`, `getUpdated()`, `query()`, `retrieve()`, `update()`, `upsert()`



## Special Access Rules

As of Spring '20 and later, only users with read access to the Case object can access this object.

## Fields

Field	Details
AccessLevel	<p><b>Type</b> picklist</p> <p><b>Properties</b> Create, Filter, Group, Restricted picklist, Sort, Update</p> <p><b>Description</b> A value that represents the type of access granted to the target Group for cases. The possible values are:</p> <ul style="list-style-type: none"> <li>• None</li> <li>• Read</li> <li>• Edit</li> </ul>
Name	<p><b>Type</b> string</p> <p><b>Properties</b> Create, Filter, Group, idLookup, Sort, Update</p> <p><b>Description</b> The name of the case team role.</p>
PreferencesVisibleInCSP	<p><b>Type</b> boolean</p> <p><b>Properties</b> Create, Filter, Update</p> <p><b>Description</b> Indicates whether or not the case team role is visible to Customer Portal users.</p>

## CaseTeamTemplate

Represents a predefined case team, which is a group of users that helps resolve a case.

## Supported Calls

`create()`, `delete()`, `describeObjects()`, `getDeleted()`, `getUpdated()`, `query()`, `retrieve()`, `update()`, `upsert()`

## Special Access Rules

As of Spring '20 and later, only users with read access to the Case object can access this object.

### Fields

Field	Details
Description	<p><b>Type</b> textarea</p> <p><b>Properties</b> Create, Filter, Nillable, Sort, Update</p> <p><b>Description</b> A text description of the predefined case team.</p>
Name	<p><b>Type</b> string</p> <p><b>Properties</b> Create, Filter, Group, idLookup, Sort, Update</p> <p><b>Description</b> The name of the predefined case team.</p>

## CaseTeamTemplateMember

Represents a member on a predefined case team, which is a group of users that helps resolve cases.

### Supported Calls

`create()`, `delete()`, `describeSObjects()`, `getDeleted()`, `getUpdated()`, `query()`, `retrieve()`, `update()`, `upsert()`

## Special Access Rules

As of Spring '20 and later, only users with read access to the Case object can access this object.

### Fields

Field	Details
MemberId	<p><b>Type</b> reference</p> <p><b>Properties</b> Create, Filter, Group, Sort</p>

Field	Details
	<p><b>Description</b> The ID of the user or contact who is a team member on a predefined case team.</p>
TeamRoleId	<p><b>Type</b> reference</p> <p><b>Properties</b> Create, Filter, Group, Nillable, Sort, Update</p> <p><b>Description</b> The ID of the predefined case team member's case team role.</p>
TeamTemplateId	<p><b>Type</b> reference</p> <p><b>Properties</b> Create, Filter, Group, Sort</p> <p><b>Description</b> The ID of the predefined case team's template.</p>

## CaseTeamTemplateRecord

The CaseTeamTemplateRecord object is a linking object between the Case and CaseTeamTemplate objects. To assign a predefined case team to a case (customer inquiry), create a CaseTeamTemplateRecord record and point the `ParentId` to the case and the `TeamTemplateId` to the predefined case team.

## Supported Calls

`create()`, `delete()`, `describeSObjects()`, `getDeleted()`, `getUpdated()`, `query()`, `retrieve()`

## Special Access Rules

As of Spring '20 and later, only users with read access to the Case object can access this object.

## Fields

Field	Details
ParentId	<p><b>Type</b> reference</p> <p><b>Properties</b> Create, Filter, Group, Sort</p> <p><b>Description</b> The ID of the case with which the case team template record is associated.</p>

Field	Details
TeamTemplateId	<p><b>Type</b> reference</p> <p><b>Properties</b> Create, Filter, Group, Sort</p> <p><b>Description</b> The ID of the predefined case team with which the case team template record is associated.</p>

## CategoryData

---

Represents a logical grouping of Solution records.

### Supported Calls

`create()`, `delete()`, `describeSObjects()`, `getDeleted()`, `getUpdated()`, `query()`, `retrieve()`, `update()`, `upsert()`

### Special Access Rules

Customer Portal users can't access this object.

### Fields

Field	Details
CategoryNodeId	<p><b>Type</b> reference</p> <p><b>Properties</b> Create, Filter, Group, Sort, Update</p> <p><b>Description</b> ID of the CategoryNode associated with the solution.</p>
IsDeleted	<p><b>Type</b> boolean</p> <p><b>Properties</b> Defaulted on create, Filter</p> <p><b>Description</b> Indicates whether the object has been moved to the Recycle Bin (<code>true</code>) or not (<code>false</code>). Label is <b>Deleted</b>.</p>
RelatedSubjectId	<p><b>Type</b> reference</p>

Field	Details
	<p><b>Properties</b> Create, Filter, Group, Sort, Update</p> <p><b>Description</b> ID of the solution related to the category.</p>

## Usage

This object allows you to assign one or more categories to a Solution. It is an intermediate data table with two foreign keys that defines the relationship between a CategoryNode and a Solution record.

CategoryData has two foreign keys:

- The first foreign key, `CategoryNodeId`, refers to the ID of a CategoryNode.
- The other foreign key, `RelatedSubjectId`, refers to a Solution ID.

This is a many-to-many relationship, so there can be multiple rows returned with a `CategoryNodeId`. A Solution can be associated with multiple categories.

SEE ALSO:

[Object Basics](#)

## CategoryNode

Represents a tree of Solution categories.

## Supported Calls

`create()`, `delete()`, `describeSObjects()`, `getDeleted()`, `getUpdated()`, `query()`, `retrieve()`, `update()`, `upsert()`

## Special Access Rules

- Customer Portal users can't access this object.
- Attempting to delete a CategoryNode that has children (referred by `CategoryNode.Parent`), or is referred to elsewhere, causes a failure.

## Fields

Field	Details
<code>MasterLabel</code>	<p><b>Type</b> string</p>

Field	Details
	<p><b>Properties</b> Create, Filter, Group, Sort, Update</p> <p><b>Description</b> Label for the category node.</p>
ParentId	<p><b>Type</b> reference</p> <p><b>Properties</b> Create, Filter, Group, Nillable, Sort, Update</p> <p><b>Description</b> ID of the parent of this node, if any.</p>
SortOrder	<p><b>Type</b> int</p> <p><b>Properties</b> Create, Filter, Group, Nillable, Sort, Update</p> <p><b>Description</b> Indicates the sort order of child CategoryNode objects.</p>
SortStyle	<p><b>Type</b> picklist</p> <p><b>Properties</b> Create, Filter, Group, Restricted picklist, Sort, Update</p> <p><b>Description</b> Indicates whether the sort order is alphabetical or custom.</p>

## Usage

A CategoryNode defines a category of solutions. In the user interface, you can edit category definitions from Setup by entering *Solution Categories* in the *Quick Find* box, then selecting **Solution Categories**.

SEE ALSO:

[CategoryData](#)

[Solution](#)

## CategoryNodeLocalization

When the Translation Workbench is enabled for your organization, the CategoryNodeLocalization object provides the translation of the label of a solution category.

## Supported Calls

`create()`, `delete()`, `describeSObjects()`, `getDeleted()`, `getUpdated()`, `query()`, `retrieve()`, `update()`, `upsert()`

## Special Access Rules

- Your organization must be using Professional, Enterprise, Developer, Unlimited, or Performance Edition and be enabled for the Translation Workbench.
- To view this object, you must have the “View Setup and Configuration” permission.

## Fields

Field	Details
CategoryNodeId	<p><b>Type</b> reference</p> <p><b>Properties</b> Create, Filter, Nillable</p> <p><b>Description</b> The ID of the solution CategoryNode that is being translated.</p>
LanguageLocaleKey	<p><b>Type</b> picklist</p> <p><b>Properties</b> Create, Filter, Nillable, Restricted picklist</p> <p><b>Description</b> This field is available in API version 16.0 and earlier. It is the same as the <code>Language</code> field.</p>
Language	<p><b>Type</b> picklist</p> <p><b>Properties</b> Create, Filter, Nillable, Restricted picklist</p> <p><b>Description</b> This field is available in API version 17.0 and later. The combined language and locale ISO code, which controls the language for labels displayed in an application. This picklist contains the following fully-supported languages:</p> <ul style="list-style-type: none"> <li>• Chinese (Simplified): <code>zh_CN</code></li> <li>• Chinese (Traditional): <code>zh_TW</code></li> <li>• Danish: <code>da</code></li> <li>• Dutch: <code>n1_NL</code></li> <li>• English: <code>en_US</code></li> </ul>

**Field****Details**

- Finnish: `fi`
- French: `fr`
- German: `de`
- Italian: `it`
- Japanese: `ja`
- Korean: `ko`
- Norwegian: `no`
- Portuguese (Brazil): `pt_BR`
- Russian: `ru`
- Spanish: `es`
- Spanish (Mexico): `es_MX` Spanish (Mexico) defaults to Spanish for customer-defined translations.
- Swedish: `sv`
- Thai: `th` The Salesforce user interface is fully translated to Thai, but Help is in English.

The following end-user only languages are available.

- Arabic: `ar`
- Bulgarian: `bg`
- Croatian: `hr`
- Czech: `cs`
- English (UK): `en_GB`
- Greek: `el`
- Hebrew: `iw`
- Hungarian: `hu`
- Indonesian: `in`
- Polish: `pl`
- Portuguese (European): `pt_PT`
- Romanian: `ro`
- Slovak: `sk`
- Slovenian: `sl`
- Turkish: `tr`
- Ukrainian: `uk`
- Vietnamese: `vi`

The following platform languages are available for organizations that use Salesforce exclusively as a platform.

- Albanian: `sq`
- Afrikaans: `af`
- Arabic (Algeria): `ar_DZ`



**Field****Details**

- 
- Arabic (Bahrain): ar\_BH
  - Arabic (Egypt): ar\_EG
  - Arabic (Iraq): ar\_IQ
  - Arabic (Jordan): ar\_JO
  - Arabic (Kuwait): ar\_KW
  - Arabic (Lebanon): ar\_LB
  - Arabic (Libya): ar\_LY
  - Arabic (Morocco): ar\_MA
  - Arabic (Oman): ar\_OM
  - Arabic (Qatar): ar\_QA
  - Arabic (Saudi Arabia): ar\_SA
  - Arabic (Sudan): ar\_SD
  - Arabic (Syria): ar\_SY
  - Arabic (Tunisia): ar\_TN
  - Arabic (United Arab Emirates): ar\_AE
  - Arabic (Yemen): ar\_YE
  - Armenian: hy
  - Basque: eu
  - Bosnian: bs
  - Bengali: bn
  - Burmese: my
  - Catalan: ca
  - Chinese (Hong Kong): zh\_HK
  - Chinese (Singapore): zh\_SG
  - Dutch (Belgium): nl\_BE
  - English (Australia): en\_AU
  - English (Canada): en\_CA
  - English (Hong Kong): en\_HK
  - English (India): en\_IN
  - English (Ireland): en\_IE
  - English (Malaysia): en\_MY
  - English (New Zealand): en\_NZ
  - English (Philippines): en\_PH
  - English (Singapore): en\_SG
  - English (South Africa): en\_ZA
  - Estonian: et
  - Farsi: fa
  - French (Belgium): fr\_BE
-

**Field****Details**

- 
- French (Canada): `fr_CA`
  - French (Luxembourg): `fr_LU`
  - French (Switzerland): `fr_CH`
  - Georgian: `ka`
  - German (Austria): `de_AT`
  - German (Belgium): `de_BE`
  - German (Luxembourg): `de_LU`
  - German (Switzerland): `de_CH`
  - Gujarati: `gu`
  - Hindi: `hi`
  - Icelandic: `is`
  - Irish: `ga`
  - Italian (Switzerland): `it_CH`
  - Kannada: `kn`
  - Latvian: `lv`
  - Lithuanian: `lt`
  - Luxembourgish: `lb`
  - Macedonian: `mk`
  - Malay: `ms`
  - Malayalam: `ml`
  - Maltese: `mt`
  - Marathi: `mr`
  - Montenegrin: `sh_ME`
  - Romanian (Moldova): `ro_MD`
  - Romansh: `rm`
  - Serbian (Cyrillic): `sr`
  - Serbian (Latin): `sh`
  - Spanish (Argentina): `es_AR`
  - Spanish (Bolivia): `es_BO`
  - Spanish (Chile): `es_CL`
  - Spanish (Colombia): `es_CO`
  - Spanish (Costa Rica): `es_CR`
  - Spanish (Dominican Republic): `es_DO`
  - Spanish (Ecuador): `es_EC`
  - Spanish (El Salvador): `es_SV`
  - Spanish (Guatemala): `es_GT`
  - Spanish (Honduras): `es_HN`
  - Spanish (Nicaragua): `es_NI`
-

Field	Details
	<ul style="list-style-type: none"> <li>• Spanish (Panama): <code>es_PA</code></li> <li>• Spanish (Paraguay): <code>es_PY</code></li> <li>• Spanish (Peru): <code>es_PE</code></li> <li>• Spanish (Puerto Rico): <code>es_PR</code></li> <li>• Spanish (United States): <code>es_US</code></li> <li>• Spanish (Uruguay): <code>es_UY</code></li> <li>• Spanish (Venezuela): <code>es_VE</code></li> <li>• Swahili: <code>sw</code></li> <li>• Tagalog: <code>tl</code></li> <li>• Tamil: <code>ta</code></li> <li>• Te reo: <code>mi</code></li> <li>• Telugu: <code>te</code></li> <li>• Urdu: <code>ur</code></li> <li>• Welsh: <code>cy</code></li> <li>• Xhosa: <code>xh</code></li> <li>• Zulu: <code>zu</code></li> </ul> <p>The values in this field are not related to the default locale selection.</p>

NamespacePrefix

**Type**

string

**Properties**

Filter, Nillable

**Description**

The namespace prefix that is associated with this object. Each Developer Edition org that creates a managed package has a unique namespace prefix. Limit: 15 characters. You can refer to a component in a managed package by using the **`namespacePrefix__componentName`** notation.

The namespace prefix can have one of the following values.

- In Developer Edition orgs, `NamespacePrefix` is set to the namespace prefix of the org for all objects that support it, unless an object is in an installed managed package. In that case, the object has the namespace prefix of the installed managed package. This field's value is the namespace prefix of the Developer Edition org of the package developer.
- In orgs that are not Developer Edition orgs, `NamespacePrefix` is set only for objects that are part of an installed managed package. All other objects have no namespace prefix.

Value

**Type**

string

**Properties**

Create, Filter, Nillable, Update

Field	Details
	<p><b>Description</b></p> <p>The actual translated label for the solution category. Label is <b>Translation</b>.</p>

## Usage

Use this object to translate the labels of your solution categories into a supported language. Users with the Translation Workbench enabled can view category node translations, but either the “Customize Application,” “Manage Translation,” or “Manage Categories” permission is required to create or update category node translations.

SEE ALSO:

[ScontrolLocalization](#)

[WebLinkLocalization](#)

## ChannelObjectLinkingRule


Represents a rule for linking a channel interaction with an object (such as Lead or Contact). This object is available in API version 47.0 and later.

## Supported Calls

`create()`, `delete()`, `describeLayout()`, `describeSObjects()`, `query()`, `retrieve()`, `update()`, `upsert()`

## Fields

Field	Details
<code>ActionForNoRecordFound</code>	<p><b>Type</b></p> <p>picklist</p> <p><b>Properties</b></p> <p>Create, Defaulted on create, Filter, Group, Nillable, Restricted picklist, Sort, Update</p> <p><b>Description</b></p> <p>Action to take when no matching records are found.</p> <p>Possible values are:</p> <ul style="list-style-type: none"> <li>• <code>CreateNewRecordAndLink</code>—Create Record and Link (Recommended)</li> <li>• <code>PromptAgent</code>—Prompt Agent</li> </ul>
<code>ActionForSingleRecordFound</code>	<p><b>Type</b></p> <p>picklist</p> <p><b>Properties</b></p> <p>Create, Defaulted on create, Filter, Group, Nillable, Restricted picklist, Sort, Update</p>

Field	Details
	<p><b>Description</b></p> <p>Action to take when one matching record is found.</p> <p>Possible values are:</p> <ul style="list-style-type: none"> <li>• <code>AutoLink</code>—Auto-Link Record (Recommended)</li> <li>• <code>PromptAgent</code>—Prompt Agent</li> </ul>
ChannelType	<p><b>Type</b></p> <p>picklist</p> <p><b>Properties</b></p> <p>Create, Filter, Group, Restricted picklist, Sort</p> <p><b>Description</b></p> <p>The type of channel used for this rule.</p> <p>Possible values are:</p> <ul style="list-style-type: none"> <li>• <code>FacebookMessenger</code></li> <li>• <code>Phone</code></li> <li>• <code>Text</code></li> <li>• <code>WeChat</code></li> <li>• <code>WhatsApp</code></li> </ul>
Description	<p><b>Type</b></p> <p>textarea</p> <p><b>Properties</b></p> <p>Create, Nillable, Update</p> <p><b>Description</b></p> <p>The description for this linking rule.</p>
DeveloperName	<p><b>Type</b></p> <p>string</p> <p><b>Properties</b></p> <p>Create, Filter, Group, Sort, Update</p> <p><b>Description</b></p> <p>The unique name of the object in the API. This name can contain only underscores and alphanumeric characters, and must be unique in your org. It must begin with a letter, not include spaces, not end with an underscore, and not contain two consecutive underscores. In managed packages, this field prevents naming conflicts on package installations. With this field, a developer can change the object's name in a managed package and the changes are reflected in a subscriber's organization.</p> <p> <b>Note:</b> When creating large sets of data, always specify a unique <code>DeveloperName</code> for each record. If no <code>DeveloperName</code> is specified, performance may slow while Salesforce generates one for each record.</p>

Field	Details
IsLinkedRecordOpenedAsSubTab	<p><b>Type</b> boolean</p> <p><b>Properties</b> Create, Defaulted on create, Filter, Group, Sort, Update</p> <p><b>Description</b> Indicates whether to open the linked record as a subtab when the link is established.</p>
IsRuleActive	<p><b>Type</b> boolean</p> <p><b>Properties</b> Create, Defaulted on create, Filter, Group, Sort, Update</p> <p><b>Description</b> Indicates whether the rule is active.</p>
Language	<p><b>Type</b> picklist</p> <p><b>Properties</b> Create, Defaulted on create, Filter, Group, Nillable, Restricted picklist, Sort, Update</p> <p><b>Description</b> The language for this linking rule. Possible values are:</p> <ul style="list-style-type: none"> <li>• <code>ar</code>—Arabic</li> <li>• <code>bg</code>—Bulgarian</li> <li>• <code>cs</code>—Czech</li> <li>• <code>da</code>—Danish</li> <li>• <code>de</code>—German</li> <li>• <code>el</code>—Greek</li> <li>• <code>en_GB</code>—English (UK)</li> <li>• <code>en_US</code>—English</li> <li>• <code>es</code>—Spanish</li> <li>• <code>es_MX</code>—Spanish (Mexico)</li> <li>• <code>fi</code>—Finnish</li> <li>• <code>fr</code>—French</li> <li>• <code>hr</code>—Croatian</li> <li>• <code>hu</code>—Hungarian</li> <li>• <code>in</code>—Indonesian</li> <li>• <code>it</code>—Italian</li> <li>• <code>iw</code>—Hebrew</li> <li>• <code>ja</code>—Japanese</li> </ul>

Field	Details
	<ul style="list-style-type: none"> <li>• ko—Korean</li> <li>• nl_NL—Dutch</li> <li>• no—Norwegian</li> <li>• pl—Polish</li> <li>• pt_BR—Portuguese (Brazil)</li> <li>• pt_PT—Portuguese (European)</li> <li>• ro—Romanian</li> <li>• ru—Russian</li> <li>• sk—Slovak</li> <li>• sl—Slovene</li> <li>• sv—Swedish</li> <li>• th—Thai</li> <li>• tr—Turkish</li> <li>• uk—Ukrainian</li> <li>• vi—Vietnamese</li> <li>• zh_CN—Chinese (Simplified)</li> <li>• zh_TW—Chinese (Traditional)</li> </ul>
MasterLabel	<p><b>Type</b> string</p> <p><b>Properties</b> Create, Filter, Group, Sort, Update</p> <p><b>Description</b> The unique label name for this rule.</p>
ObjectToLink	<p><b>Type</b> picklist</p> <p><b>Properties</b> Create, Filter, Group, Restricted picklist, Sort</p> <p><b>Description</b> The type of object to link to the channel interaction. Possible values are:</p> <ul style="list-style-type: none"> <li>• Contact</li> </ul>
RuleName	<p><b>Type</b> string</p> <p><b>Properties</b> Create, Filter, Group, Sort, Update</p> <p><b>Description</b> Name of the rule as it appears in the UI. Maximum length is 80 characters.</p>

# ChannelProgram

---

Represents a channel program that vendors use to market and sell their products through channel partners. This object is available in API version 41.0 and later.

## Supported Calls

`create()`, `delete()`, `describeLayout()`, `describeSObjects()`, `getDeleted()`, `getUpdated()`, `query()`, `retrieve()`, `search()`, `update()`, `upsert()`

## Fields

Field Name	Details
Category	<p><b>Type</b> picklist</p> <p><b>Properties</b> Create, Filter, Group, Nillable, Sort, Update</p> <p><b>Description</b> Category of the channel program. Categories group channel programs by type. For example, a reseller category would include all the different regional reseller channel programs.</p>
Description	<p><b>Type</b> textarea</p> <p><b>Properties</b> Create, Filter, Group, Nillable, Sort, Update</p> <p><b>Description</b> Description of the channel program.</p>
IsActive	<p><b>Type</b> boolean</p> <p><b>Properties</b> Create, Defaulted on create, Filter, Group, Sort, Update</p> <p><b>Description</b> Indicates whether the channel program is active. New channel programs are inactive by default.</p>
LastReferencedDate	<p><b>Type</b> dateTime</p> <p><b>Properties</b> Filter, Nillable, Sort</p>



Field Name	Details
	<p><b>Description</b></p> <p>The timestamp for when the current user last viewed a record related to this record.</p>
LastViewedDate	<p><b>Type</b></p> <p>dateTime</p> <p><b>Properties</b></p> <p>Filter, Nillable, Sort</p> <p><b>Description</b></p> <p>The timestamp for when the current user last viewed this record. If this value is null, this record might only have been referenced (<code>LastReferencedDate</code>) and not viewed.</p>
Name	<p><b>Type</b></p> <p>string</p> <p><b>Properties</b></p> <p>Create, Filter, Group, Sort, Update</p> <p><b>Description</b></p> <p>Name of the channel program.</p>
OwnerId	<p><b>Type</b></p> <p>reference</p> <p><b>Properties</b></p> <p>Create, Defaulted on create, Filter, Group, Sort, Update</p> <p><b>Description</b></p> <p>ID of the owner of the channel program.</p>

## Associated Objects

This object has the following associated objects. Unless noted, they are available in the same API version as this object.

### [ChannelProgramFeed](#)

Feed tracking is available for the object.

### [ChannelProgramHistory](#)

History is available for tracked fields of the object.

### [ChannelProgramOwnerSharingRule](#)

Sharing rules are available for the object.

### [ChannelProgramShare](#)

Sharing is available for the object.

# ChannelProgramLevel

---

Represents a level, based on member experience, in a channel program. This object is available in API version 41.0 and later.

## Supported Calls

`create()`, `delete()`, `describeLayout()`, `describeSObjects()`, `getDeleted()`, `getUpdated()`, `query()`, `retrieve()`, `search()`, `undelete()`, `update()`, `upsert()`

## Fields

Field Name	Details
Description	<p><b>Type</b> textarea</p> <p><b>Properties</b> Create, Filter, Group, Nillable, Sort, Update</p> <p><b>Description</b> Description of the channel program level.</p>
LastReferencedDate	<p><b>Type</b> dateTime</p> <p><b>Properties</b> Filter, Nillable, Sort</p> <p><b>Description</b> The timestamp for when the current user last viewed a record related to this record.</p>
LastViewedDate	<p><b>Type</b> dateTime</p> <p><b>Properties</b> Filter, Nillable, Sort</p> <p><b>Description</b> The timestamp for when the current user last viewed this record. If this value is null, this record might only have been referenced (<code>LastReferencedDate</code>) and not viewed.</p>
Name	<p><b>Type</b> string</p> <p><b>Properties</b> Create, Filter, Group, idLookup, Sort, Update</p> <p><b>Description</b> Name of the channel program level.</p>

Field Name	Details
OwnerId	<p><b>Type</b> reference</p> <p><b>Properties</b> Create, Defaulted on create, Filter, Group, Sort, Update</p> <p><b>Description</b> Required. ID of the user who is the owner of the record.</p>
ProgramId	<p><b>Type</b> reference</p> <p><b>Properties</b> Create, Filter, Group, Sort</p> <p><b>Description</b> ID of the channel program.</p>
Rank	<p><b>Type</b> int</p> <p><b>Properties</b> Create, Filter, Group, Nillable, Sort, Update</p> <p><b>Description</b> An integer associated with the level. For example, 1 represents the lowest level, 2 the next level up, etc.</p>
RecordTypeId	<p><b>Type</b> reference</p> <p><b>Properties</b> Create, Filter, Nillable, Update</p> <p><b>Description</b> ID of the record type assigned to this object.</p>

## Associated Objects

This object has the following associated objects. Unless noted, they are available in the same API version as this object.

### [ChannelProgramLevelFeed](#)

Feed tracking is available for the object.

### [ChannelProgramLevelHistory](#)

History is available for tracked fields of the object.

### [ChannelProgramLevelOwnerSharingRule](#)

Sharing rules are available for the object.

### [ChannelProgramLevelShare](#) (API version 43.0)

Sharing is available for the object.

# ChannelProgramMember

---

Represents a partner who is a member of a channel program. This object is available in API version 41.0 and later.

## Supported Calls

`create()`, `delete()`, `describeLayout()`, `describeSObjects()`, `getDeleted()`, `getUpdated()`, `query()`, `retrieve()`, `update()`, `upsert()`

## Fields

Field Name	Details
LastReferencedDate	<p><b>Type</b> dateTime</p> <p><b>Properties</b> Filter, Nillable, Sort</p> <p><b>Description</b> Most recent date referenced. This field is available in API version 45.0 and later.</p>
LastViewedDate	<p><b>Type</b> dateTime</p> <p><b>Properties</b> Filter, Nillable, Sort</p> <p><b>Description</b> Most recent date viewed. This field is available in API version 45.0 and later.</p>
LevelId	<p><b>Type</b> reference</p> <p><b>Properties</b> Create, Filter, Group, Nillable, Sort, Update</p> <p><b>Description</b> ID of the channel program level.</p>
Name	<p><b>Type</b> string</p> <p><b>Properties</b> Autonumber, Defaulted on create, Filter, idLookup, Sort</p> <p><b>Description</b> Name of the channel program member.</p>
OwnerId	<p><b>Type</b> reference</p>

Field Name	Details
	<p><b>Properties</b> Create, Defaulted on create, Filter, Group, Sort, Update</p> <p><b>Description</b> Required. ID of the user who is the owner of the record.</p>
PartnerId	<p><b>Type</b> reference</p> <p><b>Properties</b> Create, Filter, Group, Sort, Update</p> <p><b>Description</b> ID of the partner.</p>
ProgramId	<p><b>Type</b> reference</p> <p><b>Properties</b> Create, Filter, Group, Sort</p> <p><b>Description</b> ID of the channel program.</p>

## Associated Objects

This object has the following associated objects. Unless noted, they are available in the same API version as this object.

**ChannelProgramMemberFeed (API version 46.0)**

Feed tracking is available for the object.

**ChannelProgramMemberHistory (API version 46.0)**

History is available for tracked fields of the object.

**ChannelProgramMemberOwnerSharingRule**

Sharing rules are available for the object.

**ChannelProgramMemberShare (API version 43.0)**

Sharing is available for the object.

## ChatterActivity

ChatterActivity represents the number of posts and comments made by a user and the number of comments and likes on posts and comments received by the same user. This object is available in API version 23.0 and later.

## Supported Calls

`describeSObjects()`, `getDeleted()`, `getUpdated()`, `query()`, `retrieve()`

## Fields


Field Name	Details
CommentCount	<p><b>Type</b> int</p> <p><b>Properties</b> Filter, Group, Sort</p> <p><b>Description</b> The number of FeedComments made by the ParentId.</p>
CommentReceivedCount	<p><b>Type</b> int</p> <p><b>Properties</b> Filter, Group, Sort</p> <p><b>Description</b> The number of FeedComments received by the ParentId.</p>
InfluenceRawRank	<p><b>Type</b> int</p> <p><b>Properties</b> Filter, Group, Sort</p> <p><b>Description</b> Number indicating the ParentId's Chatter influence rank, which is calculated based on the ParentId's ChatterActivity statistics, relative to the other users in the organization. This field is available in API version 26.0 and later.</p>
LikeReceivedCount	<p><b>Type</b> int</p> <p><b>Properties</b> Filter, Group, Sort</p> <p><b>Description</b> The number of FeedLikes received by the ParentId.</p>
NetworkId	<p><b>Type</b> reference</p> <p><b>Properties</b> Filter, Group, Nillable, Sort</p> <p><b>Description</b> Identifier of the community to which the ChatterActivity belongs. This field is available only if Salesforce Communities is enabled in your organization. This field is available in API version 26.0 and later.</p>

Field Name	Details
ParentId	<p><b>Type</b> reference</p> <p><b>Properties</b> Filter, Group, Nillable, Sort</p> <p><b>Description</b> Identifier of the object type to which the ChatterActivity is related. In API version , the ParentId must be a UserId or SelfServiceUser ID.</p>
PostCount	<p><b>Type</b> int</p> <p><b>Properties</b> Filter, Group, Sort</p> <p><b>Description</b> The number of FeedItems made by the ParentId.</p>

## Usage

- Use this object to reference the Chatter activity statistics, which include the number of posts and comments made by a user and the number of comments and likes on posts and comments received by the same user.
- You can directly query for ChatterActivity.

```
SELECT Id, PostCount, LikeReceivedCount
FROM ChatterActivity
WHERE ParentId = UserId
```

 **Note:** To query ChatterActivity, you must provide the ParentId. In API version , the ParentId must be a UserId or SelfServiceUser ID.

- A ChatterActivity record is created for users the first time they post or comment. Users who have never posted or commented don't have ChatterActivity records. If users make only one post and then delete it, they do have ChatterActivity records. In both cases, the user interface displays zeros for their Chatter activity.
- Use the InfluenceRawRank field to reference a user's Chatter influence rank. This field is available in API version 26.0 and later.

SEE ALSO:

[FeedItem](#)

[FeedComment](#)

[FeedLike](#)

## ChatterAnswersActivity

Represents the reputation of a User in Chatter Answers communities. This object is available in API version 25.0 and later.

## Supported Calls

`describeSObjects()`, `query()`, `retrieve()`

## Fields

Field Name	Details
<code>BestAnswerReceivedCount</code>	<p><b>Type</b> int</p> <p><b>Properties</b> Filter, Group, Nillable, Sort</p> <p><b>Description</b> The number of best answers the User has received from other users.</p>
<code>BestAnswerSelectedCount</code>	<p><b>Type</b> int</p> <p><b>Properties</b> Filter, Group, Nillable, Sort</p> <p><b>Description</b> The number of best answers the User has selected.</p>
<code>QuestionsCount</code>	<p><b>Type</b> int</p> <p><b>Properties</b> Filter, Group, Nillable, Sort</p> <p><b>Description</b> The number of Question records posted by the User.</p>
<code>QuestionSubscrCount</code>	<p><b>Type</b> int</p> <p><b>Properties</b> Filter, Group, Nillable, Sort</p> <p><b>Description</b> The number of Question records the User has selected to follow.</p>
<code>QuestionSubscrReceivedCount</code>	<p><b>Type</b> int</p> <p><b>Properties</b> Filter, Group, Nillable, Sort</p> <p><b>Description</b> The number of users following Question records posted by the User.</p>



Field Name	Details
QuestionUpVotesCount	<p><b>Type</b> int</p> <p><b>Properties</b> Filter, Group, Nillable, Sort</p> <p><b>Description</b> The number of up votes the User has marked on Question records posted by other users.</p>
QuestionUpVotesReceivedCount	<p><b>Type</b> int</p> <p><b>Properties</b> Filter, Group, Nillable, Sort</p> <p><b>Description</b> The number of up votes the User has received from other users on the Question records he or she has posted.</p>
RepliesCount	<p><b>Type</b> int</p> <p><b>Properties</b> Filter, Group, Nillable, Sort</p> <p><b>Description</b> The number of Reply records posted by the User.</p>
ReplyDownVotesCount	<p><b>Type</b> int</p> <p><b>Properties</b> Filter, Group, Nillable, Sort</p> <p><b>Description</b> The number of down votes the User has marked on Reply records posted by other users.</p>
ReplyDownVotesReceivedCount	<p><b>Type</b> int</p> <p><b>Properties</b> Filter, Group, Nillable, Sort</p> <p><b>Description</b> The number of down votes the User has received from other users on the Reply records he or she has posted.</p>
ReplyUpVotesCount	<p><b>Type</b> int</p>

Field Name	Details
	<p><b>Properties</b> Filter, Group, Nillable, Sort</p> <p><b>Description</b> The number of up votes the User has marked on the Reply records posted by other users.</p>
ReplyUpVotesReceivedCount	<p><b>Type</b> int</p> <p><b>Properties</b> Filter, Group, Nillable, Sort</p> <p><b>Description</b> The number of up votes the User has received from other users on the Reply records he or she has posted.</p>
ReportAbuseOnQuestionsCount	<p><b>Type</b> int</p> <p><b>Properties</b> Filter, Group, Nillable, Sort</p> <p><b>Description</b> The number of abuses that the User has reported on Question records posted by other users.</p>
ReportAbuseOnRepliesCount	<p><b>Type</b> int</p> <p><b>Properties</b> Filter, Group, Nillable, Sort</p> <p><b>Description</b> The number of abuses that the User has reported on Reply records posted by other users.</p>
ReportAbuseReceivedOnQnCount	<p><b>Type</b> int</p> <p><b>Properties</b> Filter, Group, Nillable, Sort</p> <p><b>Description</b> The number of abuses reported by other users on the Question records posted by the User.</p>
ReportAbuseReceivedOnReCount	<p><b>Type</b> int</p>

Field Name	Details
	<p><b>Properties</b> Filter, Group, Nillable, Sort</p> <p><b>Description</b> the number of abuses reported by other users on the Reply records posted by the User.</p>
UserId	<p><b>Type</b> reference</p> <p><b>Properties</b> Filter, Group, Nillable, Sort</p> <p><b>Description</b> The User ID associated with this reputation.</p>
CommunityId	<p><b>Type</b> reference</p> <p><b>Properties</b> Filter, Group, Nillable, Sort</p> <p><b>Description</b> The ID for the zone associated with this reputation.</p>

## Usage

Use this object to view metrics on User activity in Chatter Answers. For example, you can use the ChatterAnswersActivity object to view the number of Question records a user is following in Chatter Answers communities.

SEE ALSO:

[Question](#)

[Reply](#)

[User](#)

## ChatterAnswersReputationLevel

Represents a reputation level within a Chatter Answers zone. This object is available in API version 26.0 and later.

## Supported Calls

`create()`, `delete()`, `query()`, `retrieve()`, `update()`

## Fields

Field	Details
CommunityID	<p><b>Type</b> reference</p> <p><b>Properties</b> Create, Filter, Group, Sort</p> <p><b>Description</b> ID of the zone for which you're creating the reputation level.</p>
Name	<p><b>Type</b> string</p> <p><b>Properties</b> Create, Filter, Group, Sort, Update</p> <p><b>Description</b> Name of the reputation level.</p>
Value	<p><b>Type</b> int</p> <p><b>Properties</b> Create, Filter, Group, Sort, Update</p> <p><b>Description</b> Minimum number of points for this level.</p>

## Usage

Use to create or edit reputation levels for the zone.

## ChatterConversation

Represents a private conversation in Chatter, consisting of messages that conversation members have sent or received. This object is available in API version 23.0 and later.

## Supported Calls

`describeObjects()`, `query()`, `retrieve()`

## Fields

Field Name	Details
Id	<p><b>Type</b> ID</p> <p><b>Properties</b> Defaulted on create, Filter, Group, Sort</p> <p><b>Description</b> ID of the conversation.</p>

## Usage

Use this object to identify private conversations in Chatter. Users can access this object if they have the “Manage Chatter Messages and Direct Messages” permission. This object is read-only via the API and is provided only to allow administrators to view users' Chatter messages; for example, for compliance purposes.

SEE ALSO:

[ChatterConversationMember](#)

[ChatterMessage](#)

## ChatterConversationMember

Represents a member of a private conversation in Chatter. A member has either sent messages to or received messages from other conversation participants. This object is available in API version 23.0 and later.

## Supported Calls

`describeSObjects()`, `query()`, `retrieve()`

## Fields

Field Name	Details
ConversationId	<p><b>Type</b> reference</p> <p><b>Properties</b> Filter, Group, Sort</p> <p><b>Description</b> ID of the associated ChatterConversation.</p>
MemberId	<p><b>Type</b> reference</p>

Field Name	Details
	<p><b>Properties</b> Filter, Group, Sort</p> <p><b>Description</b> ID of the conversation member.</p>

## Usage

Use this object to view members of private conversations in Chatter. Users can access this object if they have the “Manage Chatter Messages and Direct Messages” permission. This object is read-only via the API and is provided only to allow administrators to view users' Chatter messages; for example, for compliance purposes.

SEE ALSO:

[ChatterConversation](#)

[ChatterMessage](#)

## ChatterMessage

Represents a message sent as part of a private conversation in Chatter. This object is available in API version 23.0 and later.

## Supported Calls

`delete()`, `describeSObjects()`, `query()`, `retrieve()`, `update()`

## Fields

Field Name	Details
Body	<p><b>Type</b> textarea</p> <p><b>Properties</b> Update</p> <p><b>Description</b> Text of the message.</p>
ConversationId	<p><b>Type</b> reference</p> <p><b>Properties</b> Filter, Group, Sort</p> <p><b>Description</b> ID of the conversation that the ChatterMessage is associated with.</p>

Field Name	Details
SenderId	<p><b>Type</b> reference</p> <p><b>Properties</b> Filter, Group, Nillable, Sort</p> <p><b>Description</b> ID of the sender.</p>
SenderNetworkId	<p><b>Type</b> reference</p> <p><b>Properties</b> Filter, Group, Nillable, Sort</p> <p><b>Description</b> ID of the <a href="#">community</a> from which the message was sent. This field is available only if Salesforce Communities is enabled in your organization.  This field is available in API version 32.0 and later.</p>
SentDate	<p><b>Type</b> dateTime</p> <p><b>Properties</b> Filter, Sort</p> <p><b>Description</b> Date the message was sent.</p>

## Usage

Use this object to view and delete messages sent or received via private conversations in Chatter. Users can access this object if they have the “Manage Chatter Messages and Direct Messages” permission. Users with the “Moderate Communities Chatter Messages” permission can access this object in communities they’re a member of, only if the message has been flagged as inappropriate. This object is provided to allow administrators to view and delete users’ Chatter messages, for example, for compliance purposes.

Messages are hard deleted. That is, they’re removed completely without a trip to the Recycle Bin.

Deleting a message that resulted from sharing a file with someone doesn’t also delete the file.

SEE ALSO:

[ChatterConversation](#)

[ChatterConversationMember](#)

## ClientBrowser

Represents a cookie added to the browser upon login, and also includes information about the browser application where the cookie was inserted. This object is available in version 28.0 and later.

## Supported Calls

`describeSObjects()`, `delete()`, `query()`, `retrieve()`

## Fields

Field	Details
FullUserAgent	<p><b>Type</b> string</p> <p><b>Properties</b> Filter, Nillable, Sort</p> <p><b>Description</b> Detailed information about the client (browser). For example, <code>Mozilla/5.0 (Windows; U; Windows NT 5.1; en-US; rv:1.9.0.1) Gecko/2008070208 Firefox/3.0.1</code></p>
LastUpdate	<p><b>Type</b> dateTime</p> <p><b>Properties</b> Filter, Nillable, Sort</p> <p><b>Description</b> Represents the last time the cookie was changed.</p>
ProxyInfo	<p><b>Type</b> string</p> <p><b>Properties</b> Filter, Nillable, Sort</p> <p><b>Description</b> The browser's current proxy information.</p>
UserId	<p><b>Type</b> reference</p> <p><b>Properties</b> Filter, Group, Sort</p> <p><b>Description</b> The ID of the user associated with this item.</p>

## Usage

At every login, the device the login request is from is checked against the known devices using ClientBrowser. A match means a cookie was found on the browser that matches an entry in the ClientBrowser table, so the device is known. No match means that no matching cookie was found, so the device is unknown, and the user is asked to confirm their identity.



# CollaborationGroup

---

Represents a Chatter group. This object is available in API version 19.0 and later.

## Supported Calls

`create()`, `delete()`, `describeLayout()`, `describeSObjects()`, `query()`, `retrieve()`, `search()`, `update()`, `upsert()`

## Special Access Rules

The visibility of information in groups depends on the type of group and the user's permissions.

- **Members:** Any user with the "Create and Own New Chatter Groups" permission can create public, private, and unlisted groups, including in any communities they belong to.
- **Owners and managers:** Users can modify group details for any group they own or manage. Owners can also delete groups they own.
- **Nonmembers:** These user permissions allow group access regardless of group membership.
  - "View All Data"—Allows users to view all public and private groups across their organization and its communities. Users with this permission can't view unlisted group information, unless they have the "Modify Unlisted Groups" permission as well.
  - "Modify All Data"—Allows users to view, modify, and delete all public and private groups across their organization and its communities. Users with this permission can't view or modify unlisted group information, unless they have the "Manage Unlisted Groups" permission as well.
  - "Create and Customize Communities"—Allows users to view, modify, and delete all public and private groups in communities.
  - "Manage Unlisted Groups"—Allows users to search for, access, and modify any unlisted group in an organization and its communities.
  - "Data Export"—Allows users to export any data from Salesforce, including private and unlisted group data from an organization and its communities.
- **Apex and Visualforce:** Apex code runs in system mode, which means that the permissions of the current user aren't taken into account.
  - Visualforce pages that display groups might expose unlisted or private group data to users who aren't members.
  - Because system mode disregards the user's permissions, all users who are accessing a Visualforce page that's showing a group can act as an owner of that group.
  - AppExchange apps that are written in Apex and that access all groups will expose unlisted groups to users who aren't members.

To limit and manage access to the unlisted and private groups in your organization:

- Explicitly filter out unlisted and private group information from SOQL queries in all Apex code.
- Use permission sets, profile-level permissions, and sharing checks in your code to further limit group access.
- Use Apex triggers on the CollaborationGroup object to monitor and manage the creation of groups. In Setup, enter *Group Triggers* in the Quick Find box, then select **Group Triggers** to add triggers.

## Fields

Field	Details
AnnouncementId	<p><b>Type</b> reference</p> <p><b>Properties</b> Create, Filter, Group, Nillable, Sort, Update</p> <p><b>Description</b> Contains the ID of the Announcement last associated with the group. This field is available in API version 30.0 and later.</p>
BannerPhotoUrl	<p><b>Type</b> url</p> <p><b>Properties</b> Filter, Nillable, Sort</p> <p><b>Description</b> The URL for the group's banner photo.  The URL is updated every time a photo is uploaded and reflects the most recent photo. If a newer photo has been uploaded, the URL returned for an older photo is not guaranteed to return a photo. Query this field for the URL of the most recent photo.  This field is available in API version 36.0 and later.</p>
CanHaveGuests	<p><b>Type</b> boolean</p> <p><b>Properties</b> Create, Defaulted on create, Filter, Group, Sort, Update</p> <p><b>Description</b> If set to <code>true</code>, indicates that a group allows customers. Chatter customers are people outside your company's email domains. Customers can see only the groups they're invited to. They can interact only with members of those groups. Customers can't see any Salesforce information.  This field is available starting in API version 23.0, but groups that allow customers are accessible from earlier API versions. However, when accessed from earlier API versions, groups that allow customers aren't distinguishable from private groups. We strongly recommend that you upgrade to the latest API version. If you must use an earlier version, name groups that allow customers to indicate that they include customers.</p>
CollaborationType	<p><b>Type</b> picklist</p> <p><b>Properties</b> Create, Filter, Group, Restricted picklist, Sort, Update</p> <p><b>Description</b> The type of Chatter group. Available values are:</p>

Field	Details
	<ul style="list-style-type: none"> <li>• <b>Public</b>—Anyone can see and post updates. Anyone can join a public group.</li> <li>• <b>Private</b>—Only members can see the group feed and post updates. Non-members can only see the group name and a few other details in list views, search, and on the group page. The group's owner or managers must add members who request to join the group.</li> <li>• <b>Unlisted</b>—Only members and users with the “Manage Unlisted Groups” permission can see the group and post updates. Other users can’t access the group or see it in lists, search, and feeds.</li> </ul>
Description	<p><b>Type</b> string</p> <p><b>Properties</b> Create, Filter, Nillable, Sort, Update</p> <p><b>Description</b> Description of the group.</p>
FullPhotoUrl	<p><b>Type</b> url</p> <p><b>Properties</b> Filter, Nillable, Sort</p> <p><b>Description</b> The URL for the group's profile photo.</p> <p>The URL is updated every time a photo is uploaded and reflects the most recent photo. If a newer photo has been uploaded, the URL returned for an older photo is not guaranteed to return a photo. Query this field for the URL of the most recent photo.</p> <p>This field is available in API version 20.0 and later.</p>
GroupEmail	<p><b>Type</b> email</p> <p><b>Properties</b> Group, Nillable, Sort</p> <p><b>Description</b> The email address for posting to the group. For private groups, only visible to members and users with “Modify All Data” or “View All Data” permissions.</p> <p>This field is available in API version 29.0 and later.</p>
HasPrivateFieldsAccess	<p><b>Type</b> boolean</p> <p><b>Properties</b> Defaulted on create, Filter, Group, Sort</p>

Field	Details
	<p><b>Description</b></p> <p>If set to <code>true</code>, indicates that a user can see the <code>InformationBody</code> and <code>InformationTitle</code> fields in a private group. This field is set to <code>true</code> for members of a private group and users with "Modify All Data" or "View All Data" permissions.</p>
<code>InformationBody</code>	<p><b>Type</b></p> <p>textarea</p> <p><b>Properties</b></p> <p>Create, Nillable, Update</p> <p><b>Description</b></p> <p>The text of the Information section. For private groups, only visible to members and users with "Modify All Data" or "View All Data" permissions.</p>
<code>InformationTitle</code>	<p><b>Type</b></p> <p>string</p> <p><b>Properties</b></p> <p>Create, Filter, Group, Nillable, Sort, Update</p> <p><b>Description</b></p> <p>The title of the Information section. For private groups, only visible to members and users with "Modify All Data" or "View All Data" permissions.</p>
<code>IsArchived</code>	<p><b>Type</b></p> <p>boolean</p> <p><b>Properties</b></p> <p>Create, Defaulted on create, Filter, Group, Sort, Update</p> <p><b>Description</b></p> <p>Indicates whether the group is archived (<code>true</code>) or not (<code>false</code>).</p> <p>This field is available in API version 28.0 and later.</p>
<code>IsAutoArchiveDisabled</code>	<p><b>Type</b></p> <p>boolean</p> <p><b>Properties</b></p> <p>Create, Defaulted on create, Filter, Group, Sort, Update</p> <p><b>Description</b></p> <p>Indicates whether automatic archiving is disabled for the group (<code>true</code>) or not (<code>false</code>).</p> <p>This field is available in API version 29.0 and later.</p>
<code>IsBroadcast</code>	<p><b>Type</b></p> <p>boolean</p> <p><b>Properties</b></p> <p>Create, Defaulted on create, Filter, Group, Sort, Update</p>

Field	Details
	<p><b>Description</b></p> <p>Indicates whether the group is a broadcast group (<code>true</code>) or not (<code>false</code>).</p> <p>This field is available in API version 36.0 and later.</p>
<code>LastFeedModifiedDate</code>	<p><b>Type</b></p> <p>dateTime</p> <p><b>Properties</b></p> <p>Filter, Sort</p> <p><b>Description</b></p> <p>The date of the last post or comment on the group.</p>
<code>LastReferencedDate</code>	<p><b>Type</b></p> <p>date</p> <p><b>Properties</b></p> <p>Filter, Nillable, Sort, Update</p> <p><b>Description</b></p> <p>The timestamp for when the current user last viewed a record related to this record.</p>
<code>LastViewedDate</code>	<p><b>Type</b></p> <p>date</p> <p><b>Properties</b></p> <p>Filter, Nillable, Sort, Update</p> <p><b>Description</b></p> <p>The timestamp for when the current user last viewed this record. If this value is null, this record might only have been referenced (<code>LastReferencedDate</code>) and not viewed.</p>
<code>MediumPhotoUrl</code>	<p><b>Type</b></p> <p>url</p> <p><b>Properties</b></p> <p>Filter</p> <p>Nillable</p> <p>Sort</p> <p><b>Description</b></p> <p>The URL for the larger, cropped photo size.</p>
<code>MemberCount</code>	<p><b>Type</b></p> <p>int</p> <p><b>Properties</b></p> <p>Filter, Group, Nillable, Sort</p> <p><b>Description</b></p> <p>The number of members in the group.</p>

Field	Details
Name	<p><b>Type</b> string</p> <p><b>Properties</b> Create, Filter, Group, Sort, Update</p> <p><b>Description</b> Name of the group. Group names must be unique across public and private groups. Unlisted groups don't require unique names.</p>
NetworkId	<p><b>Type</b> reference</p> <p><b>Properties</b> Create, Filter, Group, Nillable, Sort</p> <p><b>Description</b> ID of the <a href="#">community</a> that this group is part of. This field is available only if Salesforce Communities is enabled in your organization.  You can only add a <code>NetworkId</code> when creating a group. You can't change or add a <code>NetworkId</code> for an existing group. This field is available in API version 26.0 and later.</p>
OwnerId	<p><b>Type</b> reference</p> <p><b>Properties</b> Create, Defaulted on create, Filter, Group, Sort, Update</p> <p><b>Description</b> ID of the owner of the group. Only the current group owner or people with the "Modify All Data" permission can update the <code>OwnerId</code>.</p>
SmallPhotoUrl	<p><b>Type</b> url</p> <p><b>Properties</b> Filter, Nillable, Sort</p> <p><b>Description</b> The URL for a thumbnail of the group's profile photo.  The URL is updated every time a photo is uploaded and reflects the most recent photo. If a newer photo has been uploaded, the URL returned for an older photo is not guaranteed to return a photo. Query this field for the URL of the most recent photo.  This field is available in API version 20.0 and later.</p>

## Usage

Use this object to create, edit, or delete groups in an organization or in a community. Deleting a group permanently deletes all posts and comments to the group. It also deletes all files and links posted to the group and removes the files from other locations where they were shared.

As a Chatter group member, you can post to the group using the CollaborationGroupFeed object ([Custom Object\\_\\_Feed](#)). As a Chatter group owner or manager, you can add or remove group members using the CollaborationGroupMember object, post announcements to the group using the Announcement object, and accept or decline requests to join private groups using the CollaborationGroupMemberRequest object. Additionally, the group owner, manager, or your Salesforce system administrator can invite people to join the group using the [CollaborationInvitation](#) object.

The Salesforce system administrator doesn't need to be a member of the group in order to send invitations using the API.

## Associated Objects

This object has the following associated objects. Unless noted, they are available in the same API version as this object.

### CollaborationGroupFeed

Feed tracking is available for the object.

SEE ALSO:

[CollaborationGroupMember](#)

[CollaborationGroupMemberRequest](#)

## CollaborationGroupMember

---


Represents a member of a Chatter group. This object is available in API version 19.0 and later.

## Supported Calls

`create()`, `delete()`, `describeSObjects()`, `describeLayout()`, `getDeleted()`, `getUpdated()`, `query()`, `retrieve()`, `update()`, `upsert()`

## Fields

Field	Details
CollaborationGroupId	<p><b>Type</b> reference</p> <p><b>Properties</b> Create, Filter, Group, Sort</p> <p><b>Description</b> ID of the associated CollaborationGroup.</p>
CollaborationRole	<p><b>Type</b> picklist</p>

Field	Details
	<p><b>Properties</b> Create, Filter, Group, Nillable, Restricted picklist, Sort, Update</p> <p><b>Description</b> The role of a group member. Group owners and managers can change roles for members of their groups. The valid values are:</p> <ul style="list-style-type: none"> <li>• <code>Standard</code>—Indicates that a user is a group member. Members can post and comment in the group.</li> <li>• <code>Admin</code>—Indicates that a user is a group manager. Managers can post and comment, change member roles, edit group settings, add and remove members, delete posts and comments, and edit the group information field.</li> </ul> <p> <b>Note:</b> To change the group owner, use the <code>OwnerId</code> field on the <code>CollaborationGroup</code> object.</p>
<code>LastFeedAccessDate</code>	<p><b>Type</b> dateTime</p> <p><b>Properties</b> Filter, Nillable, Sort</p> <p><b>Description</b> Date and time when a group member last accessed the group's feed. The value is only updated when a member explicitly consumes the group's feed, not when the member sees group posts in other feeds, like the profile feed.</p>
<code>MemberId</code>	<p><b>Type</b> reference</p> <p><b>Properties</b> Create, Filter, Group, Sort</p> <p><b>Description</b> ID of the group member.</p>
<code>NotificationFrequency</code>	<p><b>Type</b> picklist</p> <p><b>Properties</b> Create, Defaulted on create, Filter, Group, Nillable, Restricted picklist, Sort, Update</p> <p><b>Description</b> Required. The frequency at which Salesforce sends Chatter group email digests to this member. Can only be set by the member or users with the "Modify All Data" permission. The valid values are:</p> <ul style="list-style-type: none"> <li>• <code>D</code>—Daily</li> <li>• <code>W</code>—Weekly</li> <li>• <code>N</code>—Never</li> <li>• <code>P</code>—On every post</li> </ul>



Field	Details
	The default value is specified by the member in their Chatter email settings. In communities, the <code>Email on every post</code> option is disabled once more than 10,000 members choose this setting for the group. All members who had this option selected are automatically switched to <code>Daily digests</code> .

## Usage

Use this object to view, create, and delete Chatter group members. You must be a group owner or manager to create members for private Chatter groups.

SEE ALSO:

[CollaborationGroup](#)

[CollaborationGroupMemberRequest](#)

## CollaborationGroupMemberRequest

Represents a request to join a private Chatter group. This object is available in API version 21.0 and later.

## Supported Calls

`create()`, `delete()`, `describeSObjects()`, `query()`, `retrieve()`, `update()`, `upsert()`

## Fields

Field	Details
<code>CollaborationGroupId</code>	<p><b>Type</b> reference</p> <p><b>Properties</b> Create, Filter, Group, Sort</p> <p><b>Description</b> ID of the private Chatter group.</p>
<code>RequesterId</code>	<p><b>Type</b> reference</p> <p><b>Properties</b> Create, Filter, Group, Sort</p> <p><b>Description</b> ID of the user requesting to join the group; must be the ID of the context user.</p>

Field	Details
ResponseMessage	<p><b>Type</b> string</p> <p><b>Properties</b> Filter, Group, Nillable, Sort, Update</p> <p><b>Description</b> Optional message to be included in the notification email when <code>Status</code> is <code>Declined</code>.</p>
Status	<p><b>Type</b> picklist</p> <p><b>Properties</b> Filter, Group, Restricted picklist, Sort, Update</p> <p><b>Description</b> The status of the request. Available values are:</p> <ul style="list-style-type: none"> <li>• Accepted</li> <li>• Declined</li> <li>• Pending</li> </ul>

## Usage

This object represents a request to join a private Chatter group, and can be used to accept or decline requests to join private groups you own or manage. On create, an email is sent to the owner and managers of the private group to be accepted or declined. When the `Status` is `Accepted` or `Declined`, an email is sent to notify the requester. When the `Status` is `Declined`, a `ResponseMessage` is optionally included to provide additional details.

Note the following when working with requests:

- Users with the "Modify All Data" or "View All Data" permission can view records for all groups, regardless of membership.
- A user can be a member of 300 groups. Requests to join groups count against this limit.
- `Status` can't be specified on create.
- You can only update a request when the `Status` is `Pending`.
- You can't delete or update a request with a `Status` of `Accepted` or `Declined`.

SEE ALSO:

- [CollaborationGroup](#)
- [CollaborationGroupMember](#)

## CollaborationGroupRecord

Represents the records associated with Chatter groups.

## Supported Calls

`create()`, `delete()`, `describeLayout()`, `describeSObjects()`, `getDeleted()`, `getUpdated()`, `query()`, `retrieve()`, `update()`, `upsert()`, `undelete()`

## Fields

Field	Details
CollaborationGroupId	<p><b>Type</b> reference</p> <p><b>Properties</b> Create, Filter, Group, Sort</p> <p><b>Description</b> Required. ID of the Chatter group.</p>
NetworkId	<p><b>Type</b> reference</p> <p><b>Properties</b> Filter, Group, Nillable, Sort</p> <p><b>Description</b> Optional. The ID of the community that the group belongs to. Available from API version 34.0.</p>
RecordId	<p><b>Type</b> reference</p> <p><b>Properties</b> Create, Filter, Group, Sort</p> <p><b>Description</b> Required. The ID of the record associated with the Chatter group.</p>

## CollaborationInvitation

Represents an invitation to join Chatter, either directly or through a group. This object is available in API version 21.0 and later.

## Supported Calls

`create()`, `delete()`, `describeSObjects()`, `query()`, `retrieve()`

## Special Access Rules

Invitations are available if “Allow Invitations” is enabled for your organization.

Invitations are limited to your allowed domain(s) unless the invite is sent from a private group that allows customers. Allowed domains are set by the administrator.

Invitations to customers are available if “Allow Customer Invitations” is enabled for your organization. Users must have the “Invite Customers to Chatter” permission to send invitations to people outside their Chatter domain.


## Fields

Field	Details
InvitedUserEmail	<p><b>Type</b> string</p> <p><b>Properties</b> Create, Filter, Group, Sort</p> <p><b>Description</b> The email address for the user invited to join Chatter. Label is <code>Invited Email</code>.</p>
InvitedUserEmailNormalized	<p><b>Type</b> email</p> <p><b>Properties</b> Filter, Group, Sort</p> <p><b>Description</b> A normalized version of the <code>InvitedUserEmail</code> entered. Label is <code>Invited Email (Normalized)</code>.</p>
InviterId	<p><b>Type</b> reference</p> <p><b>Properties</b> Filter, Group, Sort</p> <p><b>Description</b> The person that initiated the invitation.</p>
OptionalMessage	<p><b>Type</b> string</p> <p><b>Properties</b> Create, Filter, Group, Nillable, Sort</p> <p><b>Description</b> An optional message from the person sending the invitation to the person receiving it.</p>
ParentId	<p><b>Type</b> reference</p> <p><b>Properties</b> Filter, Group, Nillable, Sort</p>

Field	Details
	<p><b>Description</b></p> <p>Used when the email address on the invitation is different than the one entered when the invitee accepts the invitation.</p>
SharedEntityId	<p><b>Type</b></p> <p>reference</p> <p><b>Properties</b></p> <p>Create, Filter, Group, Sort</p> <p><b>Description</b></p> <p>ID of the user or group associated with this invitation.</p> <ul style="list-style-type: none"> <li>• If the invitation is to join Chatter, the <code>SharedEntityId</code> is the ID of the User that created the invitation. The invitee will auto-follow the inviter.</li> <li>• If the invitation is to join a group within Chatter, the <code>SharedEntityId</code> is the ID of the Chatter CollaborationGroup.</li> <li>• To invite a customer, set <code>SharedEntityId</code> to the ID of the private CollaborationGroup with Allow Customers turned on.</li> </ul>
Status	<p><b>Type</b></p> <p>picklist</p> <p><b>Properties</b></p> <p>Filter, Group, Restricted picklist, Sort</p> <p><b>Description</b></p> <p>The status of the invitation. Possible values are:</p> <ul style="list-style-type: none"> <li>• Sent</li> <li>• Accepted</li> <li>• Canceled</li> </ul>


## Usage

Use this object to create or delete (cancel) invitations to join Chatter. You can either invite a user to join Chatter directly or as part of a CollaborationGroup.

 **Note:** To invite someone to join a CollaborationGroup, you must be either the owner or a manager of the group or a Salesforce system administrator.

The Salesforce system administrator doesn't need to be a member of the group in order to send invitations using the API.

When the person accepts your CollaborationGroup invitation, they join the CollaborationGroup and Chatter as well.

 **Note:** You can't send invitations to users of the organization the invite was sent from.

Invited users can view profiles, post on their feed, and join groups, but they can't see your Salesforce data or records.

If your organization allows groups with customers, owners and managers of private groups with the "Allow Customers" setting, as well as system administrators, can use this object to invite customers.

## Java Samples

The following example shows how to send an invitation to join Chatter:

```
public void invitePeople(String inviterUserId, String invitedEmail) throws Exception {
    CollaborationInvitation invitation = new CollaborationInvitation();
    invitation.setSharedEntityId(inviterUserId); //pass the userId of the inviter
    invitation.setInvitedUserEmail(invitedEmail); //email of the invited user
    insert(invitation);
}
```

The following example shows how to send an invitation to a customer user from a group that allows customers:

```
public void inviteToGroup(String groupName, String invitedEmail) throws Exception {
    QueryResult qr = query("select id from collaborationgroup where name = '" +
        groupName); //pass the group name
    String groupId = qr.getRecords()[0].getId();
    CollaborationInvitation invitation = new CollaborationInvitation();
    invitation.setSharedEntityId(groupId); //pass the groupId
    invitation.setInvitedUserEmail(invitedEmail); //email of the invited user
    insert(invitation);
}
```

## Apex Samples

```
String emailAddress = 'bob@external.com';
CollaborationGroup chatterGroup = [SELECT Id
    FROM CollaborationGroup
    WHERE Name='All acme.com'
    LIMIT 1];
CollaborationInvitation inv = New CollaborationInvitation();
inv.SharedEntityId = chatterGroup.id;
inv.InvitedUserEmail = emailAddress;

try {
    Insert inv;
} catch(DMLException e) {
    System.debug('There was an error with the invite: '+e);
}
```

## ColorDefinition

---

Represents the color-related metadata for a custom tab. This object is available in API version 43.0 and later.

## Supported Calls

describeSObjects(), query()

## Fields

Field Name	Details
Color	<p><b>Type</b> string</p> <p><b>Properties</b> Filter, Group, Nillable, Sort</p> <p><b>Description</b> The color described in web color RGB format—for example, “00FF00”.</p>
Context	<p><b>Type</b> string</p> <p><b>Properties</b> Filter, Group, Nillable, Sort</p> <p><b>Description</b> The color context, which determines whether the color is the main color (or primary) for the tab.</p>
DurableId	<p><b>Type</b> string</p> <p><b>Properties</b> Filter, Group, Nillable, Sort</p> <p><b>Description</b> A unique virtual Salesforce ID for the color.</p>
TabDefinitionId	<p><b>Type</b> string</p> <p><b>Properties</b> Filter, Nillable, Sort</p> <p><b>Description</b> The TabDefinition ID.</p>
Theme	<p><b>Type</b> string</p> <p><b>Properties</b> Filter, Group, Nillable, Sort</p> <p><b>Description</b> The icon’s theme.</p>

# CombinedAttachment

---

This read-only object contains all notes, attachments, Google Docs, documents uploaded to libraries in Salesforce CRM Content, and files added to Chatter that are associated with a record.

## Supported Calls

`describeSObjects()`

## Fields

Field Name	Details
<code>ContentSize</code>	<p><b>Type</b> int</p> <p><b>Properties</b> Filter, Group, Nillable, Sort</p> <p><b>Description</b> Size of the document in bytes.</p>
<code>ContentUrl</code>	<p><b>Type</b> url</p> <p><b>Properties</b> Filter, Group, Nillable, Sort</p> <p><b>Description</b> URL for links and Google Docs. This field is set only for links and Google Docs, and is one of the fields that determine the <code>FileType</code>.  This field is available in API version 31.0 and later.</p>
<code>ExternalDataSourceName</code>	<p><b>Type</b> string</p> <p><b>Properties</b> Filter, Group, Nillable, Sort</p> <p><b>Description</b> Name of the external data source in which the document is stored. This field is set only for external documents that are connected to Salesforce.  This field is available in API version 32.0 and later.</p>
<code>ExternalDataSourceType</code>	<p><b>Type</b> picklist</p> <p><b>Properties</b> Filter, Group, Nillable, Restricted picklist, Sort</p>



Field Name	Details
	<p><b>Description</b></p> <p>Type of external data source in which the document is stored. This field is set only for external documents that are connected to Salesforce.</p> <p>This field is available in API version 35.0 and later.</p>
FileExtension	<p><b>Type</b></p> <p>string</p> <p><b>Properties</b></p> <p>Filter, Group, Nillable, Sort</p> <p><b>Description</b></p> <p>File extension of the document.</p> <p>This field is available in API version 31.0 and later.</p>
FileType	<p><b>Type</b></p> <p>string</p> <p><b>Properties</b></p> <p>Filter, Group, Nillable, Sort</p> <p><b>Description</b></p> <p>Type of document, determined by the file extension.</p>
ParentId	<p><b>Type</b></p> <p>reference</p> <p><b>Properties</b></p> <p>Filter, Group, Sort</p> <p><b>Description</b></p> <p>The ID of the parent object.</p>
RecordType	<p><b>Type</b></p> <p>string</p> <p><b>Properties</b></p> <p>Filter, Group, Nillable, Sort</p> <p><b>Description</b></p> <p>The parent object type.</p>
SharingOption	<p><b>Type</b></p> <p>picklist</p> <p><b>Properties</b></p> <p>Defaulted on create, Filter, Group, Nillable, Restricted picklist, Sort</p>

Field Name	Details
	<p><b>Description</b></p> <p>Controls whether or not sharing is frozen for a file. Only administrators and file owners with Collaborator access to the file can modify this field. Default is <code>Allowed</code>, which means that new shares are allowed. When set to <code>Restricted</code>, new shares are prevented without affecting existing shares.</p> <p>This field is available in API versions 35.0 and later.</p>
Title	<p><b>Type</b></p> <p>string</p> <p><b>Properties</b></p> <p>Filter, Group, Nillable, Sort</p> <p><b>Description</b></p> <p>Title of the attached file.</p>

## Usage

Use this object to list all notes, attachments, documents uploaded to libraries in Salesforce CRM Content, and files added to Chatter for a record, such as a related list on a detail page.

To determine if an object supports the `CombinedAttachment` object, call `describeSObject()` on the object. For example, `describeSObject('Account')` returns all the child relationships of the `Account` object, including `CombinedAttachment`. You can then query the `CombinedAttachment` child relationship.

```
SELECT Name, (SELECT Title FROM CombinedAttachments)
FROM Account
```

You can't directly query `CombinedAttachment`.

## CommerceEntitlementBuyerGroup

Represents the entitlement policy for a buyer group. This object is available in API version 49.0 and later.

### Supported Calls

`create()`, `delete()`, `describeLayout()`, `describeSObjects()`, `getDeleted()`, `getUpdated()`, `query()`, `retrieve()`, `undelete()`

### Special Access Rules

The `CommerceEntitlementBuyerGroup` object is available only if the B2B Commerce on Lightning Experience license is enabled.

## Fields

Field	Details
BuyerGroupId	<p><b>Type</b> reference</p> <p><b>Properties</b> Create, Filter, Group, Sort</p> <p><b>Description</b> The unique ID for the buyer group.</p>
CurrencyIsoCode	<p><b>Type</b> picklist</p> <p><b>Properties</b> Create, Defaulted on create, Filter, Group, Restricted picklist, Sort</p> <p><b>Description</b> The standard code for the currency. Possible values are:</p> <ul style="list-style-type: none"> <li>• GBP—British Pound</li> <li>• USD—U.S. Dollar</li> </ul>
Name	<p><b>Type</b> string</p> <p><b>Properties</b> Autonumber, Defaulted on create, Filter, idLookup, Sort</p> <p><b>Description</b> The name of the entitlement buyer group.</p>
PolicyId	<p><b>Type</b> reference</p> <p><b>Properties</b> Create, Filter, Group, Sort</p> <p><b>Description</b> The unique ID for the entitlement policy.</p>

## CommerceEntitlementPolicy

Represents an entitlement policy, which determines what products and prices a user can see. This object is available in API version 49.0 and later.

## Supported Calls

`create()`, `delete()`, `describeLayout()`, `describeSObjects()`, `getDeleted()`, `getUpdated()`, `query()`, `retrieve()`, `search()`, `undelete()`, `update()`, `upsert()`

## Special Access Rules

The `CommerceEntitlementPolicy` object is available only if the B2B Commerce on Lightning Experience license is enabled.

## Fields

Field	Details
<code>CanViewPrice</code>	<p><b>Type</b> boolean</p> <p><b>Properties</b> Create, Defaulted on create, Filter, Group, Sort</p> <p><b>Description</b> Determines whether a user can view the price of a product (<code>true</code>) or not (<code>false</code>). Default value is <code>false</code>.</p>
<code>CanViewProduct</code>	<p><b>Type</b> boolean</p> <p><b>Properties</b> Create, Defaulted on create, Filter, Group, Sort</p> <p><b>Description</b> Determines whether a user can view the product (<code>true</code>) or not (<code>false</code>). Default value is <code>false</code>.</p>
<code>CurrencyIsoCode</code>	<p><b>Type</b> picklist</p> <p><b>Properties</b> Create, Defaulted on create, Filter, Group, Nillable, Restricted picklist, Sort, Update</p> <p><b>Description</b> The standard code for the currency. Possible values are:</p> <ul style="list-style-type: none"> <li>• GBP—British Pound</li> <li>• USD—U.S. Dollar</li> </ul>
<code>Description</code>	<p><b>Type</b> string</p> <p><b>Properties</b> Create, Filter, Group, Nillable, Sort, Update</p>

Field	Details
	<p><b>Description</b> The entitlement policy description.</p>
IsActive	<p><b>Type</b> boolean</p> <p><b>Properties</b> Create, Defaulted on create, Filter, Group, Sort, Update</p> <p><b>Description</b> Determines if the entitlement policy is active (<code>true</code>) or inactive (<code>false</code>). Default value is <code>false</code>.</p>
LastReferencedDate	<p><b>Type</b> dateTime</p> <p><b>Properties</b> Filter, Nillable, Sort</p> <p><b>Description</b> The timestamp for when the current user last viewed a record related to this record.</p>
LastViewedDate	<p><b>Type</b> dateTime</p> <p><b>Properties</b> Filter, Nillable, Sort</p> <p><b>Description</b> The timestamp for when the current user last viewed this record. If this value is null, this record might only have been referenced (<code>LastReferencedDate</code>) and not viewed.</p>
Name	<p><b>Type</b> string</p> <p><b>Properties</b> Create, Filter, Group, idLookup, Sort, Update</p> <p><b>Description</b> The name of the entitlement policy.</p>
OwnerId	<p><b>Type</b> reference</p> <p><b>Properties</b> Create, Defaulted on create, Filter, Group, Sort, Update</p> <p><b>Description</b> The unique ID for the entitlement policy owner.</p>

## Associated Objects

This object has the following associated objects. Unless noted, they are available in the same API version as this object.

### CommerceEntitlementPolicyOwnerSharingRule

Sharing rules are available for this object.

## CommerceEntitlementPolicyShare

---

Represents the entitlement rule for sharing products and prices with users other than the owner. This object is available in API version 49.0 and later.

## Supported Calls

`create()`, `delete()`, `describeSObjects()`, `query()`, `retrieve()`, `update()`, `upsert()`

## Special Access Rules

The CommerceEntitlementPolicyShare object is available only if the B2B Commerce on Lightning Experience license is enabled.

## Fields

Field	Details
AccessLevel	<p><b>Type</b> picklist</p> <p><b>Properties</b> Create, Filter, Group, Restricted picklist, Sort, Update</p> <p><b>Description</b> Possible values are:</p> <ul style="list-style-type: none"> <li>• All—Owner</li> <li>• Edit—Read/Write</li> <li>• Read—Read Only</li> </ul>
ParentId	<p><b>Type</b> reference</p> <p><b>Properties</b> Create, Filter, Group, Sort</p> <p><b>Description</b> The unique ID of the parent entitlement policy.</p>
RowCause	<p><b>Type</b> picklist</p>

Field	Details
	<p><b>Properties</b> Create, Filter, Group, Nillable, Restricted picklist, Sort</p> <p><b>Description</b> Possible values are:</p> <ul style="list-style-type: none"> <li>• <code>CompliantCollaboration</code>—Compliant Data Sharing</li> <li>• <code>GuestParentImplicit</code>—Associated guest user sharing</li> <li>• <code>GuestPersonImplicit</code>—Associated Guest User Sharing</li> <li>• <code>GuestRule</code>—Guest User Sharing Rule</li> <li>• <code>ImplicitChild</code>—Account Sharing</li> <li>• <code>ImplicitParent</code>—Associated record owner or sharing</li> <li>• <code>ImplicitPerson</code>—Person Contact</li> <li>• <code>Manual</code>—Manual Sharing</li> <li>• <code>Owner</code></li> <li>• <code>Rule</code>—Sharing Rule</li> <li>• <code>SurveyShare</code>—Survey Sharing Rule</li> <li>• <code>Team</code>—Sales Team</li> <li>• <code>Territory</code>—Territory Assignment Rule</li> <li>• <code>Territory2AssociationManual</code>—Territory Manual</li> <li>• <code>Territory2Forecast</code>—Territory assignment for forecasting and reporting</li> <li>• <code>TerritoryManual</code>—Territory Manual</li> <li>• <code>TerritoryRule</code>—Territory Sharing Rule</li> </ul>
<code>UserOrGroupId</code>	<p><b>Type</b> reference</p> <p><b>Properties</b> Create, Filter, Group, Sort</p> <p><b>Description</b> The unique ID of the associated user or buyer group.</p>

## CommerceEntitlementProduct

Represents the entitlement policy for a product. This object is available in API version 49.0 and later.

### Supported Calls

`create()`, `delete()`, `describeLayout()`, `describeSObjects()`, `getDeleted()`, `getUpdated()`, `query()`, `retrieve()`, `undelete()`

## Special Access Rules

The CommerceEntitlementProduct object is available only if the B2B Commerce on Lightning Experience license is enabled.

## Fields

Field	Details
CurrencyIsoCode	<p><b>Type</b> picklist</p> <p><b>Properties</b> Create, Defaulted on create, Filter, Group, Restricted picklist, Sort</p> <p><b>Description</b> The standard code for the currency. Possible values are:</p> <ul style="list-style-type: none"> <li>• GBP—British Pound</li> <li>• USD—U.S. Dollar</li> </ul>
Name	<p><b>Type</b> string</p> <p><b>Properties</b> Autonumber, Defaulted on create, Filter, idLookup, Sort</p> <p><b>Description</b> The product entitlement policy name.</p>
PolicyId	<p><b>Type</b> reference</p> <p><b>Properties</b> Create, Filter, Group, Sort</p> <p><b>Description</b> The unique ID for the product entitlement policy.</p>
ProductId	<p><b>Type</b> reference</p> <p><b>Properties</b> Create, Filter, Group, Sort</p> <p><b>Description</b> The unique ID for the product referenced in the entitlement policy.</p>

## CommSubscription

Represents a customer's subscription preferences for a specific communication. This object is available in API version 48.0 and later.



## Supported Calls

`create()`, `delete()`, `describeLayout()`, `describeSObjects()`, `getDeleted()`, `getUpdated()`, `query()`, `retrieve()`, `search()`, `undelete()`, `update()`, `upsert()`

## Fields

Field	Details
<code>DataUsePurposeId</code>	<p><b>Type</b> reference</p> <p><b>Properties</b> Create, Filter, Group, Nillable, Sort, Update</p> <p><b>Description</b> ID of the data use purpose record associated with the communication subscription.</p>
<code>IsDefault</code>	<p><b>Type</b> boolean</p> <p><b>Properties</b> Create, Defaulted on create, Filter, Group, Sort, Update</p> <p><b>Description</b> Indicates if this communication subscription is the default (<code>true</code>) or not (<code>false</code>). This field has a default value of <code>false</code>. Only one communication subscription record can be the default.</p>
<code>LastReferencedDate</code>	<p><b>Type</b> dateTime</p> <p><b>Properties</b> Filter, Nillable, Sort</p> <p><b>Description</b> The timestamp for when the current user last viewed a record related to this record.</p>
<code>LastViewedDate</code>	<p><b>Type</b> dateTime</p> <p><b>Properties</b> Filter, Nillable, Sort</p> <p><b>Description</b> The timestamp for when the current user last viewed this record. If this value is null, it's possible that this record was referenced (<code>LastReferencedDate</code>) and not viewed.</p>
<code>Name</code>	<p><b>Type</b> string</p> <p><b>Properties</b> Create, Filter, Group, idLookup, Sort, Update</p>

Field	Details
	<p><b>Description</b> Required. Name of the communication subscription record.</p>
OwnerId	<p><b>Type</b> reference</p> <p><b>Properties</b> Create, Defaulted on create, Filter, Group, Sort, Update</p> <p><b>Description</b> The ID of the account owner associated with this customer.</p>

## Associated Objects

This object has the following associated objects. Unless noted, they are available in the same API version as this object.

### [CommSubscriptionFeed](#)

Feed tracking is available for the object.

### [CommSubscriptionHistory](#)

History is available for tracked fields of the object.

### [CommSubscriptionOwnerSharingRule](#)

Sharing rules are available for the object.

### [CommSubscriptionShare](#)

Sharing is available for the object.

## CommSubscriptionChannelType

Represents the engagement channel through which you can reach a customer for a communication subscription. This object is available in API version 48.0 and later.

## Supported Calls

`create()`, `delete()`, `describeLayout()`, `describeSObjects()`, `getDeleted()`, `getUpdated()`, `query()`, `retrieve()`, `search()`, `undelete()`, `update()`, `upsert()`

## Fields

Field	Details
CommunicationSubscriptionId	<p><b>Type</b> reference</p> <p><b>Properties</b> Create, Filter, Group, Sort, Update</p>

Field	Details
	<p><b>Description</b> ID of the associated communication subscription record.</p>
EngagementChannelTypeId	<p><b>Type</b> reference</p> <p><b>Properties</b> Create, Filter, Group, Sort, Update</p> <p><b>Description</b> ID of the associated engagement channel type record.</p>
LastReferencedDate	<p><b>Type</b> dateTime</p> <p><b>Properties</b> Filter, Nillable, Sort</p> <p><b>Description</b> The timestamp for when the current user last viewed a record related to this record.</p>
LastViewedDate	<p><b>Type</b> dateTime</p> <p><b>Properties</b> Filter, Nillable, Sort</p> <p><b>Description</b> The timestamp for when the current user last viewed this record. If this value is null, it's possible that this record was referenced (<code>LastReferencedDate</code>) and not viewed.</p>
Name	<p><b>Type</b> string</p> <p><b>Properties</b> Create, Filter, Group, idLookup, Sort, Update</p> <p><b>Description</b> Required. Name of the communication subscription channel type record.</p>
OwnerId	<p><b>Type</b> reference</p> <p><b>Properties</b> Create, Defaulted on create, Filter, Group, Sort, Update</p> <p><b>Description</b> The ID account owner associated with this customer.</p>

## Associated Objects

This object has the following associated objects. Unless noted, they are available in the same API version as this object.

### CommSubscriptionChannelTypeFeed

Feed tracking is available for the object.

### CommSubscriptionChannelTypeHistory

History is available for tracked fields of the object.

### CommSubscriptionChannelTypeOwnerSharingRule

Sharing rules are available for the object.

### CommSubscriptionChannelTypeShare

Sharing is available for the object.

## CommSubscriptionConsent

---


Represents a customer's consent to a communication subscription. This object is available in API version 48.0 and later.

## Supported Calls

`create()`, `delete()`, `describeLayout()`, `describeSObjects()`, `getDeleted()`, `getUpdated()`, `query()`, `retrieve()`, `search()`, `undelete()`, `update()`, `upsert()`

## Fields

Field	Details
CommSubscriptionChannelTypeId	<p><b>Type</b> reference</p> <p><b>Properties</b> Create, Filter, Group, Sort, Update</p> <p><b>Description</b> ID of the associated communication subscription channel type record.</p>
ConsentCapturedDateTime	<p><b>Type</b> dateTime</p> <p><b>Properties</b> Create, Filter, Sort, Update</p> <p><b>Description</b> Required. Date when the customer's consent was captured.</p>
ConsentCapturedSource	<p><b>Type</b> string</p> <p><b>Properties</b> Create, Filter, Group, Sort, Update</p>

Field	Details
	<p><b>Description</b> Required. Source through which consent was captured. For example, user@example.com or www.example.com.</p>
ConsentGiverId	<p><b>Type</b> reference</p> <p><b>Properties</b> Create, Filter, Group, Nillable, Sort, Update</p> <p><b>Description</b> ID of the person who gave consent to the communication subscription on behalf of the contact point.</p> <p> <b>Note:</b> If the contact point gave consent, don't use ConsentGiverId.</p>
ContactPointId	<p><b>Type</b> reference</p> <p><b>Properties</b> Create, Filter, Group, Sort, Update</p> <p><b>Description</b> ID of the contact point, such as an Individual or person account, associated with the communication subscription consent.</p>
EffectiveFromDate	<p><b>Type</b> date</p> <p><b>Properties</b> Create, Filter, Group, Sort, Update</p> <p><b>Description</b> Required. Date when consent starts.</p>
EffectiveToDate	<p><b>Type</b> date</p> <p><b>Properties</b> Create, Filter, Group, Nillable, Sort, Update</p> <p><b>Description</b> Date when consent ends.</p>
LastReferencedDate	<p><b>Type</b> dateTime</p> <p><b>Properties</b> Filter, Nillable, Sort</p> <p><b>Description</b> The timestamp for when the current user last viewed a record related to this record.</p>

Field	Details
LastViewedDate	<p><b>Type</b> dateTime</p> <p><b>Properties</b> Filter, Nillable, Sort</p> <p><b>Description</b> The timestamp for when the current user last viewed this record. If this value is null, it's possible that this record was referenced (<code>LastReferencedDate</code>) and not viewed.</p>
Name	<p><b>Type</b> string</p> <p><b>Properties</b> Create, Filter, Group, idLookup, Sort, Update</p> <p><b>Description</b> Required. Name of the communication subscription consent record.</p>
OwnerId	<p><b>Type</b> reference</p> <p><b>Properties</b> Create, Defaulted on create, Filter, Group, Sort, Update</p> <p><b>Description</b> The ID of the account owner associated with this customer.</p>

## Associated Objects

This object has the following associated objects. Unless noted, they are available in the same API version as this object.

### [CommSubscriptionConsentFeed](#)

Feed tracking is available for the object.

### [CommSubscriptionConsentHistory](#)

History is available for tracked fields of the object.

### [CommSubscriptionConsentOwnerSharingRule](#)

Sharing rules are available for the object.

### [CommSubscriptionConsentShare](#)

Sharing is available for the object.

## CommSubscriptionTiming

Represents a customer's timing preferences for receiving a communication subscription. This object is available in API version 48.0 and later.

## Supported Calls

`create()`, `delete()`, `describeLayout()`, `describeSObjects()`, `getDeleted()`, `getUpdated()`, `query()`, `retrieve()`, `search()`, `undelete()`, `update()`, `upsert()`

## Fields

Field	Details
<code>CommSubscriptionConsentId</code>	<p><b>Type</b> reference</p> <p><b>Properties</b> Create, Filter, Group, Sort</p> <p><b>Description</b> Required. ID of the associated communication subscription consent record.</p>
<code>LastReferencedDate</code>	<p><b>Type</b> dateTime</p> <p><b>Properties</b> Filter, Nillable, Sort</p> <p><b>Description</b> The timestamp for when the current user last viewed a record related to this record.</p>
<code>LastViewedDate</code>	<p><b>Type</b> dateTime</p> <p><b>Properties</b> Filter, Nillable, Sort</p> <p><b>Description</b> The timestamp for when the current user last viewed this record. If this value is null, it's possible that this record was referenced (<code>LastReferencedDate</code>) and not viewed.</p>
<code>Name</code>	<p><b>Type</b> string</p> <p><b>Properties</b> Autonumber, Defaulted on create, Filter, idLookup, Sort</p> <p><b>Description</b> Required. Name of the communication subscription timing record.</p>
<code>Offset</code>	<p><b>Type</b> double</p> <p><b>Properties</b> Create, Filter, Nillable, Sort, Update</p>

Field	Details
	<p><b>Description</b></p> <p>The amount of time before or after an event or the specific day of the week to communicate with the contact point. Set the unit of time in the <code>Unit</code> field.</p> <p>For example, if you set <code>Unit</code> as <code>Week</code> and <code>Offset</code> as <code>-4</code>, communicate with the contact point four weeks before the event. If you set <code>Offset</code> as <code>4</code>, communicate with the contact point four weeks after the event.</p>
PreferredTimeEnd	<p><b>Type</b></p> <p>time</p> <p><b>Properties</b></p> <p>Create, Filter, Nillable, Sort, Update</p> <p><b>Description</b></p> <p>End of the preferred time span in which to reach the customer.</p>
PreferredTimeStart	<p><b>Type</b></p> <p>time</p> <p><b>Properties</b></p> <p>Create, Filter, Nillable, Sort, Update</p> <p><b>Description</b></p> <p>Start of the preferred time span in which to reach the customer.</p>
PreferredTimeZone	<p><b>Type</b></p> <p>picklist</p> <p><b>Properties</b></p> <p>Create, Filter, Group, Nillable, Restricted picklist, Sort, Update</p> <p><b>Description</b></p> <p>Time zone of the preferred time span.</p>
Unit	<p><b>Type</b></p> <p>picklist</p> <p><b>Properties</b></p> <p>Create, Filter, Group, Restricted picklist, Sort, Update</p> <p><b>Description</b></p> <p>The unit of time that works with the <code>Offset</code> field to determine the communication timing.</p> <p>Possible values are:</p> <ul style="list-style-type: none"> <li>• Day</li> <li>• DayOfWeek</li> <li>• Hour</li> <li>• Month</li> <li>• Week</li> </ul>



## Associated Objects

This object has the following associated objects. Unless noted, they are available in the same API version as this object.

### CommSubscriptionTimingFeed

Feed tracking is available for the object.


### CommSubscriptionTimingHistory

History is available for tracked fields of the object.

## Community (Zone)

---

Represents a zone that contains Idea or Question objects.

 **Note:** Starting with the Summer '13 release, Chatter Answers and Ideas "communities" have been renamed to "zones." In API version 28, the API object label has changed to `zone`, but the API type is still `Community`.

## Supported Calls

`describeSObjects()`, `query()`, `retrieve()`

## Fields

Field	Details
CanCreateCase	<p><b>Type</b> boolean</p> <p><b>Properties</b> Defaulted on create, Filter, Group, Sort</p> <p><b>Description</b> Indicates whether users can ask private questions in the zone using Chatter Answers.</p>
DataCategoryName	<p><b>Type</b> string</p> <p><b>Properties</b> Filter, Nillable, Group, Sort</p> <p><b>Description</b> The data category associated with the zone.</p>
Description	<p><b>Type</b> textarea</p> <p><b>Properties</b> Filter, Nillable, Sort</p> <p><b>Description</b> Text description of the zone.</p>

Field	Details
HasChatterService	<p><b>Type</b> boolean</p> <p><b>Properties</b> Defaulted on create, Filter, Group, Sort</p> <p><b>Description</b> Indicates whether Chatter Answers is available in the zone.</p>
IsActive	<p><b>Type</b> boolean</p> <p><b>Properties</b> Defaulted on create, Filter, Group, Sort</p> <p><b>Description</b> Indicates whether the zone is active or inactive. An idea or question can only be posted to an active zone.</p>
IsPublished	<p><b>Type</b> boolean</p> <p><b>Properties</b> Defaulted on create, Filter, Group, Sort</p> <p><b>Description</b> Indicates whether the zone is available in portals.</p>
Name	<p><b>Type</b> string</p> <p><b>Properties</b> Filter, Group, idLookup, Sort</p> <p><b>Description</b> The name of the zone.</p>
NetworkId	<p><b>Type</b> reference</p> <p><b>Properties</b> Filter, Group, Nillable, Sort</p> <p><b>Description</b> ID of the Chatter community that this zone is associated with. This field is available only if Salesforce Communities is enabled in your org. This field is available in API version and later.</p>

## Usage

Use this object to create a zone in Ideas, Chatter Answers, or Answers. Zones help organize ideas and questions into logical groups and are shared by the Ideas, Answers, and Chatter Answers.

# ConnectedApplication

---

Represents a connected app and its details; all fields are read-only.

Connected apps link client applications, third-party services, other Salesforce organizations, apps and resources to your organization. The connected app configuration specifies authorization and security settings for these resources. This object exposes the settings for a specified connected app.

## Supported Calls

`describeSObjects()`, `query()`, `retrieve()`

## Fields

Field Name	Details
MobileSessionTimeout	<p><b>Type</b> picklist</p> <p><b>Properties</b> Defaulted on create, Filter, Group, Nillable, Restricted picklist, Sort</p> <p><b>Description</b> Length of time after which the system logs out inactive mobile users.</p>
MobileStartUrl	<p><b>Type</b> url</p> <p><b>Properties</b> Filter, Nillable, Sort</p> <p><b>Description</b> Users are directed to this URL after they've authenticated when the app is accessed from a mobile device.</p>
Name	<p><b>Type</b> string</p> <p><b>Properties</b> Filter, Group, idLookup, Sort</p> <p><b>Description</b> The unique name for this object.</p>
OptionsAllowAdminApprovedUsersOnly	<p><b>Type</b> boolean</p> <p><b>Properties</b> Filter</p>

Field Name	Details
	<p><b>Description</b></p> <p>Indicates whether access is limited to users granted approval to use the connected app by an administrator. Manage profiles for the app by editing each profile's Access list.</p>
OptionsHasSessionLevelPolicy	<p><b>Type</b> boolean</p> <p><b>Properties</b> Filter</p> <p><b>Description</b> Specifies whether the connected app requires a High Assurance level session.</p>
OptionsRefreshTokenValidityMetric	<p><b>Type</b> boolean</p> <p><b>Properties</b> Filter</p> <p><b>Description</b> Specifies whether the refresh token validity is based on duration or inactivity. If <code>true</code>, the token validity is measured based on the last use of the token; otherwise, it is based on the token duration.</p>
PinLength	<p><b>Type</b> picklist</p> <p><b>Properties</b> Filter, Group, Nillable, Restricted picklist, Sort</p> <p><b>Description</b> For mobile apps, this is the PIN length requirement for users of the connected app. Valid values are 5, 6, 7, 8 or 9.</p>
RefreshTokenValidityPeriod	<p><b>Type</b> int</p> <p><b>Properties</b> Filter, Group, Nillable, Sort</p> <p><b>Description</b> The duration of an authorization token until it expires in hours, months or days as set in the connected app management page.</p>
StartUrl	<p><b>Type</b> url</p> <p><b>Properties</b> Filter, Nillable, Sort</p>

Field Name	Details
	<p><b>Description</b></p> <p>If the app is not accessed from a mobile device, users are directed to this URL after they've authenticated.</p>

## Consumption Rate

Consumption rates describe the billing rate for a range of usage within a consumption schedule. All consumption schedules require at least one consumption rate in order to rate usage on a usage product. This object is available in API version 45.0 and later.

The consumption rate sets a quantity-based boundary for usage and defines how much your product costs when its usage falls within that boundary. Consumption rates price usage at a per-unit fee or a flat fee across the entire range of usage.

## Supported Calls

`create()`, `delete()`, `describeLayout()`, `describeSObjects()`, `getDeleted()`, `getUpdated()`, `query()`, `retrieve()`, `update()`, `upsert()`

## Fields

Field	Details
<code>ConsumptionScheduleId</code>	<p><b>Type</b> reference</p> <p><b>Properties</b> Create, Filter, Group, Sort</p> <p><b>Description</b> The consumption schedule that contains the consumption rate.</p>
<code>CurrencyIsoCode</code>	<p><b>Type</b> picklist</p> <p><b>Properties</b> Create, Defaulted on create, Filter, Group, Nillable, Restricted picklist, Sort, Update</p> <p><b>Description</b> Available only for orgs with the multicurrency feature enabled. Possible values are:</p> <ul style="list-style-type: none"> <li>• AUD—Australian Dollar</li> <li>• CAD—Canadian Dollar</li> <li>• GBP—British Pound</li> <li>• JPY—Japanese Yen</li> <li>• USD—U.S. Dollar</li> </ul>

Field	Details
Description	<p><b>Type</b> textarea</p> <p><b>Properties</b> Create, Nillable, Update</p> <p><b>Description</b> Description of the consumption rate.</p>
LowerBound	<p><b>Type</b> int</p> <p><b>Properties</b> Create, Filter, Group, Sort, Update</p> <p><b>Description</b> The lowest quantity of usage for the consumption rate.</p>
Name	<p><b>Type</b> string</p> <p><b>Properties</b> Autonumber, Defaulted on create, Filter, idLookup, Sort</p> <p><b>Description</b> Required. Default name of this record. Label is <b>Product Name</b>.</p>
Price	<p><b>Type</b> currency</p> <p><b>Properties</b> Create, Filter, Sort, Update</p> <p><b>Description</b> The price for usage that falls within the consumption rate's bounds.</p>
PricingMethod	<p><b>Type</b> picklist</p> <p><b>Properties</b> Create, Filter, Group, Restricted picklist, Sort, Update</p> <p><b>Description</b> How Salesforce applies the consumption rate's price to the total quantity of usage within a usage summary. Possible values are:</p> <ul style="list-style-type: none"> <li>• <b>FlatFee</b>—Salesforce applies the rate's price to the entire quantity of usage.</li> <li>• <b>PerUnit</b>—Salesforce applies the rate's price to each individual quantity of usage within the usage summary.</li> </ul>

Field	Details
ProcessingOrder	<p><b>Type</b> int</p> <p><b>Properties</b> Create, Filter, Group, Sort, Update</p> <p><b>Description</b> The order for processing the usage rate across multiple rates. Consumption rates are evaluated beginning with the lowest processing order.</p>
UpperBound	<p><b>Type</b> int</p> <p><b>Properties</b> Create, Filter, Group, Nillable, Sort, Update</p> <p><b>Description</b> The highest quantity of usage for the consumption rate.</p>

## Consumption Schedule

A consumption schedule organizes a set of consumption rates by which usage-based products are quoted and billed. This object is available in API version 45.0 and later.

Salesforce uses consumption schedules to group consumption rates. Your consumption schedule defines the unit of measurement and rating method for the schedule's rates. It also defines the billing frequency that Salesforce Billing uses to invoice a usage product.

## Supported Calls

`create()`, `delete()`, `describeLayout()`, `describeSObjects()`, `getDeleted()`, `getUpdated()`, `query()`, `retrieve()`, `search()`, `undelete()`, `update()`, `upsert()`

## Fields

Field	Details
BillingTerm	<p><b>Type</b> int</p> <p><b>Properties</b> Create, Filter, Group, Sort, Update</p> <p><b>Description</b> The number used with the billing term unit to determine billing frequency.</p>
BillingTermUnit	<p><b>Type</b> picklist</p>

Field	Details
	<p><b>Properties</b> Create, Filter, Group, Restricted picklist, Sort, Update</p> <p><b>Description</b> The unit used with the billing term to determine billing frequency</p> <p>Possible values are:</p> <ul style="list-style-type: none"> <li>• Month—</li> <li>• Quarter—</li> <li>• Year—</li> </ul>
CurrencyIsoCode	<p><b>Type</b> picklist</p> <p><b>Properties</b> Create, Defaulted on create, Filter, Group, Nillable, Restricted picklist, Sort, Update</p> <p><b>Description</b> Available only for orgs with the multicurrency feature enabled.</p> <p>Possible values are:</p> <ul style="list-style-type: none"> <li>• AUD—Australian Dollar</li> <li>• CAD—Canadian Dollar</li> <li>• GBP—British Pound</li> <li>• JPY—Japanese Yen</li> <li>• USD—U.S. Dollar</li> </ul>
Description	<p><b>Type</b> textarea</p> <p><b>Properties</b> Create, Nillable, Update</p> <p><b>Description</b> Description of the consumption schedule.</p>
IsActive	<p><b>Type</b> boolean</p> <p><b>Properties</b> Create, Defaulted on create, Filter, Group, Sort, Update</p> <p><b>Description</b> Indicates whether this record is active (<code>true</code>) or not (<code>false</code>). Label is <b>Active</b>.</p>
LastReferencedDate	<p><b>Type</b> dateTime</p> <p><b>Properties</b> Filter, Nillable, Sort</p>



Field	Details
	<p><b>Description</b></p> <p>The timestamp for when the current user last viewed a record related to this record.</p>
LastViewedDate	<p><b>Type</b></p> <p>dateTime</p> <p><b>Properties</b></p> <p>Filter, Nillable, Sort</p> <p><b>Description</b></p> <p>The timestamp for when the current user last viewed this record. If this value is null, this record might only have been referenced (<code>LastReferencedDate</code>) and not viewed.</p>
MatchingAttribute	<p><b>Type</b></p> <p>string</p> <p><b>Properties</b></p> <p>Create, Filter, Group, Nillable, Sort, Update</p> <p><b>Description</b></p> <p>Salesforce Billing matches usage with a consumption schedule if the records share Matching Attribute value.</p>
Name	<p><b>Type</b></p> <p>string</p> <p><b>Properties</b></p> <p>Create, Filter, Group, idLookup, Sort, Update</p> <p><b>Description</b></p> <p>Required. Default name of this record. Label is <b>Product Name</b>.</p>
NumberOfRates	<p><b>Type</b></p> <p>int</p> <p><b>Properties</b></p> <p>Filter, Group, Nillable, Sort</p> <p><b>Description</b></p> <p>The number of consumption rates in this consumption schedule.</p>
OwnerId	<p><b>Type</b></p> <p>reference</p> <p><b>Properties</b></p> <p>Create, Defaulted on create, Filter, Group, Sort, Update</p> <p><b>Description</b></p> <p>The user who owns a consumption schedule record.</p>

Field	Details
RatingMethod	<p><b>Type</b> picklist</p> <p><b>Properties</b> Create, Filter, Group, Restricted picklist, Sort, Update</p> <p><b>Description</b> A specific use case to rate usage against the schedule. This field is the controlling picklist for the Type field.</p> <p>Possible values are:</p> <ul style="list-style-type: none"> <li>• Tier</li> </ul>
SBQQ__Category__c	<p><b>Type</b> picklist</p> <p><b>Properties</b> Create, Defaulted on create, Filter, Group, Sort, Update</p> <p><b>Description</b> This field is available only with Salesforce CPQ.</p> <p>You can define custom categories to organize consumption schedules in separate tabs on sales rep UI. If you do this, make sure to create a field set for each category.</p> <p>Possible values are:</p> <ul style="list-style-type: none"> <li>• Rates</li> </ul>
Type	<p><b>Type</b> picklist</p> <p><b>Properties</b> Create, Filter, Group, Restricted picklist, Sort, Update</p> <p><b>Description</b> Defines how rate tiers are calculated.</p> <p>Possible values are:</p> <ul style="list-style-type: none"> <li>• Range—The schedule prices only using the tier that applies to the usage quantity.</li> <li>• Slab—Usage within a given bound receives pricing equal to its tier's value.</li> </ul>
UnitOfMeasure	<p><b>Type</b> picklist</p> <p><b>Properties</b> Create, Filter, Group, Nillable, Sort, Update</p> <p><b>Description</b> A unit of measure defines how you quantify instances of usage for your usage products. For example, if your usage product is a cloud storage subscription, you could provide a value of GB for your unit of measure.</p>

Field	Details
<code>blng__BillingRule__c</code>	<p><b>Type</b> reference</p> <p><b>Properties</b> Create, Filter, Group, Nillable, Sort, Update</p> <p><b>Description</b> This field is available only with Salesforce Billing. Salesforce Billing invoices usage summaries based off their related consumption schedule's billing rule.</p>
<code>blng__RevenueRecognitionRule__c</code>	<p><b>Type</b> reference</p> <p><b>Properties</b> Create, Filter, Group, Nillable, Sort, Update</p> <p><b>Description</b> This field is available only with Salesforce Billing. Salesforce Billing recognizes usage summary revenue based off the summary's related revenue recognition rule.</p>
<code>blng__TaxRule__c</code>	<p><b>Type</b> reference</p> <p><b>Properties</b> Create, Filter, Group, Nillable, Sort, Update</p> <p><b>Description</b> This field is available only with Salesforce Billing. Salesforce Billing taxes usage summary invoice lines based off the summary's related tax rule.</p>

## Contact

---

Represents a contact, which is a person associated with an account.

### Supported Calls

`create()`, `delete()`, `describeLayout()`, `describeSObjects()`, `getDeleted()`, `getUpdated()`, `merge()`, `query()`, `retrieve()`, `search()`, `undelete()`, `update()`, `upsert()`

### Special Access Rules

Customer Portal users can access only portal-enabled contacts.

## Fields

Field	Details
AccountId	<p><b>Type</b> reference</p> <p><b>Properties</b> Create, Filter, Group, Nillable, Sort, Update</p> <p><b>Description</b> ID of the account that's the parent of this contact.</p> <p>We recommend that you update up to 50 contacts simultaneously when changing the accounts on contacts enabled for a Customer Portal or partner portal. We also recommend that you make this update after business hours.</p>
AssistantName	<p><b>Type</b> string</p> <p><b>Properties</b> Create, Filter, Group, Nillable, Sort, Update</p> <p><b>Description</b> The assistant's name.</p>
AssistantPhone	<p><b>Type</b> phone</p> <p><b>Properties</b> Create, Filter, Group, Nillable, Sort, Update</p> <p><b>Description</b> The assistant's telephone number.</p>
Birthdate	<p><b>Type</b> date</p> <p><b>Properties</b> Create, Filter, Group, Nillable, Sort, Update</p> <p><b>Description</b> The contact's birthdate.</p> <p>Filter criteria for report filters, list view filters, and SOQL queries ignore the year portion of the <code>Birthdate</code> field. For example, this SOQL query returns contacts with birthdays later in the year than today:</p> <pre>SELECT Name, Birthdate FROM Contact WHERE Birthdate &gt; TODAY</pre>
CanAllowPortalSelfReg	<p><b>Type</b> boolean</p>


Field	Details
	<p><b>Properties</b> Create, Defaulted on create, Filter, Update</p> <p><b>Description</b> Indicates whether this contact can self-register for your Customer Portal (<code>true</code>) or not (<code>false</code>).</p>
CleanStatus	<p><b>Type</b> picklist</p> <p><b>Properties</b> Create, Filter, Group, Nillable, Restricted picklist, Sort, Update</p> <p><b>Description</b> Indicates the record's clean status as compared with Data.com. Values include: <code>Matched</code>, <code>Different</code>, <code>Acknowledged</code>, <code>NotFound</code>, <code>Inactive</code>, <code>Pending</code>, <code>SelectMatch</code>, or <code>Skipped</code>.</p> <p>Several values for <code>CleanStatus</code> appear with different labels on the contact record.</p> <ul style="list-style-type: none"> <li>• <code>Matched</code> appears as <code>In Sync</code></li> <li>• <code>Acknowledged</code> appears as <code>Reviewed</code></li> <li>• <code>Pending</code> appears as <code>Not Compared</code></li> </ul>
ConnectionReceivedId	<p><b>Type</b> reference</p> <p><b>Properties</b> Filter, Nillable</p> <p><b>Description</b> ID of the <code>PartnerNetworkConnection</code> that shared this record with your organization. This field is available if you enabled Salesforce to Salesforce.</p>
ConnectionSentId	<p><b>Type</b> reference</p> <p><b>Properties</b> Filter, Nillable</p> <p><b>Description</b> ID of the <code>PartnerNetworkConnection</code> that you shared this record with. This field is available if you enabled Salesforce to Salesforce. This field is supported using API versions earlier than 15.0. In all other API versions, this field's value is null. You can use the new <code>PartnerNetworkRecordConnection</code> object to forward records to connections.</p>
Department	<p><b>Type</b> string</p> <p><b>Properties</b> Create, Filter, Group, Nillable, Sort, Update</p>

Field	Details
	<p><b>Description</b> The contact's department.</p>
Description	<p><b>Type</b> textarea</p> <p><b>Properties</b> Create, Nillable, Update</p> <p><b>Description</b> A description of the contact. Label is <b>Contact Description</b> up to 32 KB.</p>
DoNotCall	<p><b>Type</b> boolean</p> <p><b>Properties</b> Create, Defaulted on create, Filter, Update</p> <p><b>Description</b> Indicates that the contact does not want to receive calls.</p>
Email	<p><b>Type</b> email</p> <p><b>Properties</b> Create, Filter, Group, idLookup, Nillable, Sort, Update</p> <p><b>Description</b> The contact's email address.</p>
EmailBouncedDate	<p><b>Type</b> dateTime</p> <p><b>Properties</b> Create, Filter, Nillable, Sort, Update</p> <p><b>Description</b> If bounce management is activated and an email sent to the contact bounces, the date and time of the bounce.</p>
EmailBouncedReason	<p><b>Type</b> string</p> <p><b>Properties</b> Create, Filter, Group, Nillable, Sort, Update</p> <p><b>Description</b> If bounce management is activated and an email sent to the contact bounces, the reason for the bounce.</p>
Fax	<p><b>Type</b> phone</p>

Field	Details
	<p><b>Properties</b> Create, Filter, Group, Nillable, Sort, Update</p> <p><b>Description</b> The contact's fax number. Label is <b>Business Fax</b>.</p>
FirstCallDateTime	<p><b>Type</b> dateTime</p> <p><b>Properties</b> Filter, Nillable, Sort</p> <p><b>Description</b> The date and time of the first call placed to the contact. This field is available in API version 48.0 and later if you enabled High Velocity Sales.</p>
FirstEmailDateTime	<p><b>Type</b> dateTime</p> <p><b>Properties</b> Filter, Nillable, Sort</p> <p><b>Description</b> The date and time of the first email sent to the contact. This field is available in API version 48.0 and later if you enabled High Velocity Sales.</p>
FirstName	<p><b>Type</b> string</p> <p><b>Properties</b> Create, Filter, Group, Nillable, Sort, Update</p> <p><b>Description</b> The contact's first name up to 40 characters.</p>
HasOptedOutOfEmail	<p><b>Type</b> boolean</p> <p><b>Properties</b> Create, Defaulted on create, Filter, Update</p> <p><b>Description</b> Indicates whether the contact doesn't want to receive email from Salesforce (<code>true</code>) or does (<code>false</code>). Label is <b>Email Opt Out</b>.</p>
HasOptedOutOfFax	<p><b>Type</b> boolean</p> <p><b>Properties</b> Create, Defaulted on create, Filter, Update</p> <p><b>Description</b> Indicates whether the contact prohibits receiving faxes.</p>

Field	Details
HomePhone	<p><b>Type</b> phone</p> <p><b>Properties</b> Create, Filter, Group, Nillable, Sort, Update</p> <p><b>Description</b> The contact's home telephone number.</p>
IndividualId	<p><b>Type</b> reference</p> <p><b>Properties</b> Create, Filter, Group, Nillable, Sort, Update</p> <p><b>Description</b> ID of the data privacy record associated with this contact. This field is available if Data Protection and Privacy is enabled.</p>
IsDeleted	<p><b>Type</b> boolean</p> <p><b>Properties</b> Defaulted on create, Filter</p> <p><b>Description</b> Indicates whether the object has been moved to the Recycle Bin (<code>true</code>) or not (<code>false</code>). Label is <b>Deleted</b>.</p>
IsEmailBounced	<p><b>Type</b> boolean</p> <p><b>Properties</b> Defaulted on create, Filter, Group, Sort</p> <p><b>Description</b> If bounce management is activated and an email is sent to a contact, indicates whether the email bounced (<code>true</code>) or not (<code>false</code>).</p>
IsPersonAccount	<p><b>Type</b> boolean</p> <p><b>Properties</b> Defaulted on create, Filter</p> <p><b>Description</b> Read only. Indicates whether this account has a record type of Person Account (<code>true</code>) or not (<code>false</code>). Label is <b>Is Person Account</b>.</p>
Jigsaw	<p><b>Type</b> string</p>



Field	Details
	<p><b>Properties</b> Create, Filter, Group, Nillable, Sort, Update</p> <p><b>Description</b> References the company's ID in Data.com. If an account has a value in this field, it means that the account was imported from Data.com. If the field value is null, the account was not imported from Data.com. Maximum size is 20 characters. Available in API version 22.0 and later. Label is <b>Data.com Key</b>.</p> <p> <b>Important:</b> The Jigsaw field is exposed in the API to support troubleshooting for import errors and reimporting of corrected data. Do not modify this value.</p>
LastActivityDate	<p><b>Type</b> date</p> <p><b>Properties</b> Filter, Group, Nillable, Sort</p> <p><b>Description</b> Value is the most recent of either:</p> <ul style="list-style-type: none"> <li>• Due date of the most recent event logged against the record.</li> <li>• Due date of the most recently closed task associated with the record.</li> </ul>
LastName	<p><b>Type</b> string</p> <p><b>Properties</b> Create, Filter, Group, Sort, Update</p> <p><b>Description</b> Required. Last name of the contact up to 80 characters.</p>
LastReferencedDate	<p><b>Type</b> dateTime</p> <p><b>Properties</b> Filter, Nillable, Sort</p> <p><b>Description</b> The timestamp for when the current user last viewed a record related to this record.</p>
LastViewedDate	<p><b>Type</b> dateTime</p> <p><b>Properties</b> Filter, Nillable, Sort</p> <p><b>Description</b> The timestamp for when the current user last viewed this record. If this value is null, this record might only have been referenced (LastReferencedDate) and not viewed.</p>

Field	Details
LeadSource	<p><b>Type</b> picklist</p> <p><b>Properties</b> Create, Filter, Group, Nillable, Sort, Update</p> <p><b>Description</b> The lead's source.</p>
MailingAddress	<p><b>Type</b> address</p> <p><b>Properties</b> Filter, Nillable</p> <p><b>Description</b> The compound form of the mailing address. Read-only. For details on compound address fields, see <a href="#">Address Compound Fields</a>.</p>
<ul style="list-style-type: none"> <li>MailingCity</li> <li>MailingState</li> <li>MailingCountry</li> <li>MailingPostalCode</li> </ul>	<p><b>Type</b> string</p> <p><b>Properties</b> Create, Filter, Group, Nillable, Sort, Update</p> <p><b>Description</b> Mailing address details.</p>
<ul style="list-style-type: none"> <li>MailingStateCode</li> <li>MailingCountryCode</li> </ul>	<p><b>Type</b> picklist</p> <p><b>Properties</b> Create, Filter, Group, Nillable, Sort, Update</p> <p><b>Description</b> The ISO codes for the mailing address's state and country.</p>
MailingStreet	<p><b>Type</b> textarea</p> <p><b>Properties</b> Create, Filter, Group, Nillable, Sort, Update</p> <p><b>Description</b> Street address for mailing address.</p>
MailingGeocodeAccuracy	<p><b>Type</b> picklist</p> <p><b>Properties</b> Create, Filter, Group, Nillable, Restricted picklist, Sort, Update, Query, Restricted picklist, Nillable</p>


Field	Details
	<p><b>Description</b> Accuracy level of the geocode for the mailing address. For details on geolocation compound field, see <a href="#">Compound Field Considerations and Limitations</a>.</p>
MailingLatitude	<p><b>Type</b> double</p> <p><b>Properties</b> Create, Filter, Nillable, Sort, Update</p> <p><b>Description</b> Used with <code>MailingLongitude</code> to specify the precise geolocation of a mailing address. Acceptable values are numbers between –90 and 90 up to 15 decimal places. For details on geolocation compound fields, see <a href="#">Compound Field Considerations and Limitations</a>.</p>
MailingLongitude	<p><b>Type</b> double</p> <p><b>Properties</b> Create, Filter, Nillable, Sort, Update</p> <p><b>Description</b> Used with <code>MailingLatitude</code> to specify the precise geolocation of a mailing address. Acceptable values are numbers between –180 and 180 up to 15 decimal places. For details on geolocation compound fields, see <a href="#">Compound Field Considerations and Limitations</a>.</p>
MasterRecordId	<p><b>Type</b> reference</p> <p><b>Properties</b> Filter, Group, Nillable, Sort</p> <p><b>Description</b> If this record was deleted as the result of a merge, this field contains the ID of the record that remains. If this record was deleted for any other reason, or has not been deleted, the value is <code>null</code>.</p>
MiddleName	<p><b>Type</b> string</p> <p><b>Properties</b> Create, Filter, Group, Nillable, Sort, Update</p> <p><b>Description</b> The contact’s middle name up to 40 characters. To enable this field, ask Salesforce Customer Support for help.</p>
MobilePhone	<p><b>Type</b> phone</p>

Field	Details
	<p><b>Properties</b> Create, Filter, Group, Nillable, Sort, Update</p> <p><b>Description</b> Contact's mobile phone number.</p>
Name	<p><b>Type</b> string</p> <p><b>Properties</b> Filter, Group, Sort</p> <p><b>Description</b> Concatenation of <code>FirstName</code>, <code>MiddleName</code>, <code>LastName</code>, and <code>Suffix</code> up to 121 characters.</p>
OtherAddress	<p><b>Type</b> address</p> <p><b>Properties</b> Filter, Nillable</p> <p><b>Description</b> The compound form of the other address. Read-only. For details on compound address fields, see <a href="#">Address Compound Fields</a>.</p>
<ul style="list-style-type: none"> <li>OtherCity</li> <li>OtherCountry</li> <li>OtherPostalCode</li> <li>OtherState</li> </ul>	<p><b>Type</b> string</p> <p><b>Properties</b> Create, Filter, Group, Nillable, Sort, Update</p> <p><b>Description</b> Alternate address details.</p>
<ul style="list-style-type: none"> <li>OtherCountryCode</li> <li>OtherStateCode</li> </ul>	<p><b>Type</b> picklist</p> <p><b>Properties</b> Create, Filter, Group, Nillable, Sort, Update</p> <p><b>Description</b> The ISO codes for the alternate address's state and country.</p>
OtherGeocodeAccuracy	<p><b>Type</b> picklist</p> <p><b>Properties</b> Create, Filter, Group, Nillable, Restricted picklist, Sort, Update</p> <p><b>Description</b> Accuracy level of the geocode for the other address. For details on geolocation compound fields, see <a href="#">Compound Field Considerations and Limitations</a>.</p>

Field	Details
OtherLatitude	<p><b>Type</b> double</p> <p><b>Properties</b> Create, Filter, Nillable, Sort, Update</p> <p><b>Description</b> Used with <code>OtherLongitude</code> to specify the precise geolocation of an alternate address. Acceptable values are numbers between -90 and 90 up to 15 decimal places. For details on geolocation compound fields, see <a href="#">Compound Field Considerations and Limitations</a>.</p>
OtherLongitude	<p><b>Type</b> double</p> <p><b>Properties</b> Create, Filter, Nillable, Sort, Update</p> <p><b>Description</b> Used with <code>OtherLatitude</code> to specify the precise geolocation of an alternate address. Acceptable values are numbers between -180 and 180 up to 15 decimal places. For details on geolocation compound fields, see <a href="#">Compound Field Considerations and Limitations</a>.</p>
OtherPhone	<p><b>Type</b> phone</p> <p><b>Properties</b> Create, Filter, Group, Nillable, Sort, Update</p> <p><b>Description</b> Telephone for alternate address.</p>
OtherStreet	<p><b>Type</b> textarea</p> <p><b>Properties</b> Create, Filter, Group, Nillable, Sort, Update</p> <p><b>Description</b> Street for alternate address.</p>
OwnerId	<p><b>Type</b> reference</p> <p><b>Properties</b> Create, Defaulted on create, Filter, Group, Sort, Update</p> <p><b>Description</b> The ID of the owner of the account associated with this contact.</p>
Phone	<p><b>Type</b> phone</p>

Field	Details
	<p><b>Properties</b> Create, Filter, Group, Nillable, Sort, Update</p> <p><b>Description</b> Telephone number for the contact. Label is <b>Business Phone</b>.</p>
PhotoUrl	<p><b>Type</b> url</p> <p><b>Properties</b> Filter, Group, Nillable, Sort</p> <p><b>Description</b> Path to be combined with the URL of a Salesforce instance (<i>Example:</i> <code>https://yourInstance.salesforce.com/</code>) to generate a URL to request the social network profile image associated with the contact. Generated URL returns an HTTP redirect (code 302) to the social network profile image for the contact.  Empty if Social Accounts and Contacts isn't enabled or if Social Accounts and Contacts is disabled for the requesting user.</p>
RecordTypeId	<p><b>Type</b> reference</p> <p><b>Properties</b> Create, Filter, Nillable, Update</p> <p><b>Description</b> ID of the record type assigned to this object.</p>
ReportsToId	<p><b>Type</b> reference</p> <p><b>Properties</b> Create, Filter, Group, Nillable, Sort, Update</p> <p><b>Description</b> This field doesn't appear if <code>IsPersonAccount</code> is <code>true</code>.</p>
Salutation	<p><b>Type</b> picklist</p> <p><b>Properties</b> Create, Filter, Group, Nillable, Sort, Update</p> <p><b>Description</b> Honorific abbreviation, word, or phrase to be used in front of name in greetings, such as Dr. or Mrs.</p>
Suffix	<p><b>Type</b> string</p>

Field	Details
	<p><b>Properties</b> Create, Filter, Group, Nillable, Sort, Update</p> <p><b>Description</b> Name suffix of the contact up to 40 characters. To enable this field, ask Salesforce Customer Support for help.</p>
Title	<p><b>Type</b> string</p> <p><b>Properties</b> Create, Filter, Group, Nillable, Sort, Update</p> <p><b>Description</b> Title of the contact, such as CEO or Vice President.</p>

 **Note:** If you are importing contact data and need to set the value for an audit field, such as `CreatedDate`, contact Salesforce. Audit fields are automatically updated during API operations unless you request to set these fields yourself..

## Usage

Use this object to manage individual people who are associated with an account. You can create, query, delete, or update any attachment associated with a contact.

Create or update contacts by converting a lead with the `convertLead()` call.

## Associated Objects

This object has the following associated objects. Unless noted, they are available in the same API version as this object.

### **ContactFeed (API version 18.0)**

Feed tracking is available for the object.

### **ContactHistory (API version 11.0)**

History is available for tracked fields of the object.

### **ContactOwnerSharingRule**

Sharing rules are available for the object.

### **ContactShare**

Sharing is available for the object.

SEE ALSO:

[Object Basics](#)

## ContactCleanInfo

---

Stores the metadata Data.com Clean uses to determine a contact record's clean status. Helps you automate the cleaning or related processing of contact records. ContactCleanInfo includes a number of bit vector fields.

Contact Clean Info provides a snapshot of the data in your Salesforce contact record and its matched Data.com record at the time the Salesforce record was cleaned.

Contact Clean Info includes a number of bit vector fields, whose component fields each correspond to individual object fields and provide related data or status information about those fields. For example, the bit vector field `IsDifferent` has an `IsDifferentEmail` field. If the `IsDifferentEmail` field's value is `False`, that means the `Email` field value is *the same* on the Salesforce contact record and its matched Data.com record.

ContactCleanInfo bit vector fields include:

- `CleanedBy` indicates who (a user) or what (a Clean job) cleaned the contact record.
- `IsDifferent` indicates whether or not a field on the contact record has a value that differs from the corresponding field on the matched Data.com record.
- `IsFlaggedWrong` indicates whether or not a field on the contact record has a value that is flagged as wrong to Data.com.
- `IsReviewed` indicates whether or not a field on the contact record is in a `Reviewed` state, which means that the value was reviewed but not accepted.

## Fields

Field Name	Details
Address	<p><b>Type</b> address</p> <p><b>Properties</b> Filter, Nillable</p> <p><b>Description</b> The compound form of the address. Read-only. See <a href="#">Address Compound Fields</a> for details on compound address fields.</p>
City	<p><b>Type</b> string</p> <p><b>Properties</b> Filter, Group, Nillable, Sort</p> <p><b>Description</b> Details for the billing address of the contact.</p>
CleanedByJob	<p><b>Type</b> boolean</p> <p><b>Properties</b> Filter</p>



Field Name	Details
	<p><b>Description</b> Indicates whether the contact record was cleaned by a Data.com Clean job (<code>true</code>) or not (<code>false</code>).</p>
CleanedByUser	<p><b>Type</b> boolean</p> <p><b>Properties</b> Filter</p> <p><b>Description</b> Indicates whether the contact record was cleaned by a Salesforce user (<code>true</code>) or not (<code>false</code>).</p>
ContactId	<p><b>Type</b> reference</p> <p><b>Properties</b> Filter, Group, Sort</p> <p><b>Description</b> The unique, system-generated ID assigned when the contact record was created.</p>
ContactStatusDataDotCom	<p><b>Type</b> picklist</p> <p><b>Properties</b> Filter, Group, Nillable, Sort</p> <p><b>Description</b> The status of the contact per Data.com. Values are: Contact is Active per Data.com, Phone is Wrong per Data.com , Email is Wrong per Data.com, Phone and Email are Wrong per Data.com, Contact Not at Company per Data.com, Contact is Inactive per Data.com, Company this contact belongs to is out of business per Data.com, Company this contact belongs to never existed per Data.com or Email address is invalid per Data.com.</p>
Country	<p><b>Type</b> string</p> <p><b>Properties</b> Filter, Group, Nillable, Sort</p> <p><b>Description</b> Details for the billing address of the contact.</p>
DataDotComID	<p><b>Type</b> string</p>

Field Name	Details
	<p><b>Properties</b> Filter, Group, Nillable, Sort</p> <p><b>Description</b> The ID Data.com maintains for the contact.</p>
Email	<p><b>Type</b> email</p> <p><b>Properties</b> Filter, Group, Nillable, Sort</p> <p><b>Description</b> The email address for the contact.</p>
FirstName	<p><b>Type</b> string</p> <p><b>Properties</b> Filter, Group, Nillable, Sort</p> <p><b>Description</b> The contact's first name.</p>
IsDifferentCity	<p><b>Type</b> boolean</p> <p><b>Properties</b> Filter</p> <p><b>Description</b> Indicates whether the contact's <code>City</code> field value is different from the corresponding value on its matched Data.com record (<code>true</code>) or not (<code>false</code>).</p>
IsDifferentCountry	<p><b>Type</b> boolean</p> <p><b>Properties</b> Filter</p> <p><b>Description</b> Indicates whether the contact's <code>Country</code> field value is different from the corresponding value on its matched Data.com record (<code>true</code>) or not (<code>false</code>).</p>
IsDifferentCountryCode	<p><b>Type</b> boolean</p> <p><b>Properties</b> Filter</p> <p><b>Description</b> Indicates whether the contact's <code>Country Code</code> field value is different from the corresponding value on its matched Data.com record (<code>true</code>) or not (<code>false</code>).</p>

Field Name	Details
IsDifferentEmail	<p><b>Type</b> boolean</p> <p><b>Properties</b> Filter</p> <p><b>Description</b> Indicates whether the contact's <code>Email</code> field value is different from the corresponding value on its matched Data.com record (<code>true</code>) or not (<code>false</code>).</p>
IsDifferentFirstName	<p><b>Type</b> boolean</p> <p><b>Properties</b> Filter</p> <p><b>Description</b> Indicates whether the contact's <code>First Name</code> field value is different from the corresponding value on its matched Data.com record (<code>true</code>) or not (<code>false</code>).</p>
IsDifferentLastName	<p><b>Type</b> boolean</p> <p><b>Properties</b> Filter</p> <p><b>Description</b> Indicates whether the contact's <code>Last Name</code> field value is different from the corresponding value on its matched Data.com record (<code>true</code>) or not (<code>false</code>).</p>
IsDifferentPhone	<p><b>Type</b> boolean</p> <p><b>Properties</b> Filter</p> <p><b>Description</b> Indicates whether the contact's <code>Phone</code> field value is different from the corresponding value on its matched Data.com record (<code>true</code>) or not (<code>false</code>).</p>
IsDifferentPostalCode	<p><b>Type</b> boolean</p> <p><b>Properties</b> Filter</p> <p><b>Description</b> Indicates whether the contact's <code>Postal Code</code> field value is different from the corresponding value on its matched Data.com record (<code>true</code>) or not (<code>false</code>).</p>
IsDifferentState	<p><b>Type</b> boolean</p>

Field Name	Details
	<p><b>Properties</b> Filter</p> <p><b>Description</b> Indicates whether the contact's <code>State</code> field value is different from the corresponding value on its matched Data.com record (<code>true</code>) or not (<code>false</code>).</p>
<code>IsDifferentStateCode</code>	<p><b>Type</b> boolean</p> <p><b>Properties</b> Filter</p> <p><b>Description</b> Indicates whether the contact's <code>State Code</code> field value is different from the corresponding value on its matched Data.com record (<code>true</code>) or not (<code>false</code>).</p>
<code>IsDifferentStreet</code>	<p><b>Type</b> boolean</p> <p><b>Properties</b> Filter</p> <p><b>Description</b> Indicates whether the contact's <code>Street</code> field value is different from the corresponding value on its matched Data.com record (<code>true</code>) or not (<code>false</code>).</p>
<code>IsDifferentTitle</code>	<p><b>Type</b> boolean</p> <p><b>Properties</b> Filter</p> <p><b>Description</b> Indicates whether the contact's <code>Title</code> field value is different from the corresponding value on its matched Data.com record (<code>true</code>) or not (<code>false</code>).</p>
<code>IsFlaggedWrongAddress</code>	<p><b>Type</b> boolean</p> <p><b>Properties</b> Filter, Update</p> <p><b>Description</b> Indicates whether the contact's <code>Address</code> field value is flagged as wrong to Data.com (<code>true</code>) or not (<code>false</code>).</p>
<code>IsFlaggedWrongEmail</code>	<p><b>Type</b> boolean</p> <p><b>Properties</b> Filter, Update</p>

Field Name	Details
	<p><b>Description</b> Indicates whether the contact's <code>Email</code> field value is flagged as wrong to Data.com (<code>true</code>) or not (<code>false</code>).</p>
<code>IsFlaggedWrongName</code>	<p><b>Type</b> boolean</p> <p><b>Properties</b> Filter, Update</p> <p><b>Description</b> Indicates whether the contact's <code>Name</code> field value is flagged as wrong to Data.com (<code>true</code>) or not (<code>false</code>).</p>
<code>IsFlaggedWrongPhone</code>	<p><b>Type</b> boolean</p> <p><b>Properties</b> Filter, Update</p> <p><b>Description</b> Indicates whether the contact's <code>Phone</code> field value is flagged as wrong to Data.com (<code>true</code>) or not (<code>false</code>).</p>
<code>IsFlaggedWrongTitle</code>	<p><b>Type</b> boolean</p> <p><b>Properties</b> Filter, Update</p> <p><b>Description</b> Indicates whether the contact's <code>Title</code> field value is flagged as wrong to Data.com (<code>true</code>) or not (<code>false</code>).</p>
<code>IsInactive</code>	<p><b>Type</b> boolean</p> <p><b>Properties</b> Defaulted on create, Filter, Group, Sort</p> <p><b>Description</b> Indicates whether the contact has been reported to Data.com as <i>Inactive</i> (<code>true</code>) or not (<code>false</code>).</p>
<code>IsReviewedAddress</code>	<p><b>Type</b> boolean</p> <p><b>Properties</b> Filter, Update</p>

Field Name	Details
	<b>Description</b> Indicates whether the contact's <code>Address</code> field value is in a <code>Reviewed</code> state ( <code>true</code> ) or not ( <code>false</code> ).
<code>IsReviewedEmail</code>	<b>Type</b> boolean <b>Properties</b> Filter, Update <b>Description</b> Indicates whether the contact's <code>Email</code> field value is in a <code>Reviewed</code> state ( <code>true</code> ) or not ( <code>false</code> ).
<code>IsReviewedName</code>	<b>Type</b> boolean <b>Properties</b> Filter, Update <b>Description</b> Indicates whether the contact's <code>Name</code> field value is in a <code>Reviewed</code> state ( <code>true</code> ) or not ( <code>false</code> ).
<code>IsReviewedPhone</code>	<b>Type</b> boolean <b>Properties</b> Filter, Update <b>Description</b> Indicates whether the contact's <code>Phone</code> field value is in a <code>Reviewed</code> state ( <code>true</code> ) or not ( <code>false</code> ).
<code>IsReviewedTitle</code>	<b>Type</b> boolean <b>Properties</b> Filter, Update <b>Description</b> Indicates whether the contact's <code>Title</code> field value is in a <code>Reviewed</code> state ( <code>true</code> ) or not ( <code>false</code> ).
<code>LastMatchedDate</code>	<b>Type</b> dateTime <b>Properties</b> Filter, Sort <b>Description</b> The date the contact record was last matched and linked to a Data.com record.

Field Name	Details
LastName	<p><b>Type</b> string</p> <p><b>Properties</b> Filter, Group, Nillable, Sort</p> <p><b>Description</b> The contact's last name.</p>
LastStatusChangedById	<p><b>Type</b> reference</p> <p><b>Properties</b> Filter, Group, Nillable, Sort</p> <p><b>Description</b> The ID of who or what last changed the record's <code>Clean Status</code> field value: a Salesforce user or a Clean job.</p>
LastStatusChangedDate	<p><b>Type</b> dateTime</p> <p><b>Properties</b> Filter, Nillable, Sort</p> <p><b>Description</b> The date on which the record's <code>Clean Status</code> field value was last changed.</p>
Latitude	<p><b>Type</b> double</p> <p><b>Properties</b> Filter, Nillable, Sort</p> <p><b>Description</b> Used with <code>Longitude</code> to specify the precise geolocation of a billing address. Data not currently provided.</p>
Longitude	<p><b>Type</b> double</p> <p><b>Properties</b> Filter, Nillable, Sort</p> <p><b>Description</b> Used with <code>Latitude</code> to specify the precise geolocation of a billing address. Data not currently provided.</p>
Name	<p><b>Type</b> string</p> <p><b>Properties</b> Filter, Group, Sort, Update</p>

Field Name	Details
	<p><b>Description</b> Field label is <b>Contact Clean Info Name</b>. The name of the contact. Maximum size is 255 characters.</p>
Phone	<p><b>Type</b> phone</p> <p><b>Properties</b> Filter, Group, Nillable, Sort</p> <p><b>Description</b> The phone number for the contact.</p>
PostalCode	<p><b>Type</b> string</p> <p><b>Properties</b> Filter, Group, Nillable, Sort</p> <p><b>Description</b> Details for the billing address of the contact.</p>
State	<p><b>Type</b> string</p> <p><b>Properties</b> Filter, Group, Nillable, Sort</p> <p><b>Description</b> Details for the billing address of the contact.</p>
Street	<p><b>Type</b> textarea</p> <p><b>Properties</b> Filter, Group, Nillable, Sort</p> <p><b>Description</b> Details for the billing address of the contact.</p>
Title	<p><b>Type</b> string</p> <p><b>Properties</b> Filter, Group, Nillable, Sort</p> <p><b>Description</b> The contact's title.</p>



## Usage

Developers can create triggers that read the Contact Clean Info fields to help automate the cleaning or related processing of contact records.

Create a customized set of `Title` field values. Use triggers to map values from fields on imported or cleaned records onto a standard set of values.

## ContactPointAddress

---

Represents a contact's billing or shipping address, which is associated with an individual or person account. This object is available in API version 49.0 and later.

## Supported Calls

`create()`, `delete()`, `describeLayout()`, `describeSObjects()`, `getDeleted()`, `getUpdated()`, `query()`, `retrieve()`, `search()`, `undelete()`, `update()`, `upsert()`

## Fields

Field	Details
<code>ActiveFromDate</code>	<p><b>Type</b> date</p> <p><b>Properties</b> Create, Filter, Group, Nillable, Sort, Update</p> <p><b>Description</b> The date when the contact's address became active.</p>
<code>ActiveToDate</code>	<p><b>Type</b> date</p> <p><b>Properties</b> Create, Filter, Group, Nillable, Sort, Update</p> <p><b>Description</b> The date when the contact's address is no longer active.</p>
<code>Address</code>	<p><b>Type</b> address</p> <p><b>Properties</b> Filter, Nillable</p> <p><b>Description</b> The full address.</p>
<code>AddressType</code>	<p><b>Type</b> picklist</p>

Field	Details
	<p><b>Properties</b> Create, Filter, Group, Nillable, Sort, Update</p> <p><b>Description</b> Indicates the type of address. Possible values are:</p> <ul style="list-style-type: none"> <li>• Billing</li> <li>• Shipping</li> </ul>
BestTimeToContactEndTime	<p><b>Type</b> time</p> <p><b>Properties</b> Create, Filter, Nillable, Sort, Update</p> <p><b>Description</b> The latest time to contact the individual.</p>
BestTimeToContactStartTime	<p><b>Type</b> time</p> <p><b>Properties</b> Create, Filter, Nillable, Sort, Update</p> <p><b>Description</b> The earliest time to contact the individual.</p>
BestTimeToContactTimezone	<p><b>Type</b> picklist</p> <p><b>Properties</b> Create, Filter, Group, Nillable, Restricted picklist, Sort, Update</p> <p><b>Description</b> The timezone applied to the best time to contact the individual.</p>
City	<p><b>Type</b> string</p> <p><b>Properties</b> Create, Filter, Group, Nillable, Sort, Update</p> <p><b>Description</b> The address city.</p>
ContactPointPhoneId	<p><b>Type</b> reference</p> <p><b>Properties</b> Create, Filter, Group, Nillable, Sort, Update</p>

Field	Details
	<p><b>Description</b> Represents the primary phone number associated with this address.</p>
Country	<p><b>Type</b> string</p> <p><b>Properties</b> Create, Filter, Group, Nillable, Sort, Update</p> <p><b>Description</b> The address country.</p>
GeocodeAccuracy	<p><b>Type</b> picklist</p> <p><b>Properties</b> Create, Filter, Group, Nillable, Restricted picklist, Sort, Update</p> <p><b>Description</b> The level of accuracy of a location's geographical coordinates compared with its physical address. A geocoding service typically provides this value based on the address's latitude and longitude coordinates.</p> <p>Possible values are:</p> <ul style="list-style-type: none"> <li>• Address</li> <li>• Block</li> <li>• City</li> <li>• County</li> <li>• ExtendedZip</li> <li>• NearAddress</li> <li>• Neighborhood</li> <li>• State</li> <li>• Street</li> <li>• Unknown</li> <li>• Zip</li> </ul>
IsDefault	<p><b>Type</b> boolean</p> <p><b>Properties</b> Create, Defaulted on create, Filter, Group, Sort, Update</p> <p><b>Description</b> Indicates whether a contact's address is the preferred method of communication (<code>true</code>) or not (<code>false</code>). The default value is <code>false</code>.</p>
IsPrimary	<p><b>Type</b> boolean</p>

Field	Details
	<p><b>Properties</b> Create, Defaulted on create, Filter, Group, Sort, Update</p> <p><b>Description</b> Indicates whether a contact's address is their primary address (<code>true</code>) or not (<code>false</code>). The default value is <code>false</code>.</p>
LastReferencedDate	<p><b>Type</b> dateTime</p> <p><b>Properties</b> Filter, Nillable, Sort</p> <p><b>Description</b> The timestamp for when the current user last referenced a record related to this record.</p>
LastViewedDate	<p><b>Type</b> dateTime</p> <p><b>Properties</b> Filter, Nillable, Sort</p> <p><b>Description</b> The timestamp for when the current user last viewed this record. If this value is null, it's possible that this record was referenced (<code>LastReferencedDate</code>) and not viewed.</p>
Latitude	<p><b>Type</b> double</p> <p><b>Properties</b> Create, Filter, Nillable, Sort, Update</p> <p><b>Description</b> Used with <code>Longitude</code> to specify the precise geolocation of the address. Acceptable values are numbers between -90 and 90 with up to 15 decimal places.</p>
Longitude	<p><b>Type</b> double</p> <p><b>Properties</b> Create, Filter, Nillable, Sort, Update</p> <p><b>Description</b> Used with <code>Latitude</code> to specify the precise geolocation of the address. Acceptable values are numbers between -180 and 180 with up to 15 decimal places.</p>
Name	<p><b>Type</b> string</p> <p><b>Properties</b> Create, Filter, Group, idLookup, Sort, Update</p>

Field	Details
	<p><b>Description</b> The name of the contact.</p>
OwnerId	<p><b>Type</b> reference</p> <p><b>Properties</b> Create, Defaulted on create, Filter, Group, Sort, Update</p> <p><b>Description</b> The ID of the account's owner associated with this contact.</p>
ParentId	<p><b>Type</b> reference</p> <p><b>Properties</b> Create, Filter, Group, Nillable, Sort, Update</p> <p><b>Description</b> The ID of the contact's parent record. Only an individual or account can be a contact's parent.</p>
PostalCode	<p><b>Type</b> string</p> <p><b>Properties</b> Create, Filter, Group, Nillable, Sort, Update</p> <p><b>Description</b> The address postal code.</p>
State	<p><b>Type</b> string</p> <p><b>Properties</b> Create, Filter, Group, Nillable, Sort, Update</p> <p><b>Description</b> The address state.</p>
Street	<p><b>Type</b> textarea</p> <p><b>Properties</b> Create, Filter, Group, Nillable, Sort, Update</p> <p><b>Description</b> The address street.</p>

## Associated Objects

This object has the following associated objects. Unless noted, they are available in the same API version as the object.

**ContactPointPhone**

History is available for tracked fields of the object.

**ContactPointEmail**

Sharing rules are available for the object.

**ContactPointPhoneShare**

Sharing is available for the object.

## ContactPointConsent

---

Represents a customer's consent to be contacted via a specific contact point, such as an email address or phone number. This object is available in API version 48.0 and later.

### Supported Calls

`create()`, `delete()`, `describeLayout()`, `describeSObjects()`, `getDeleted()`, `getUpdated()`, `query()`, `retrieve()`, `search()`, `undelete()`, `update()`, `upsert()`

### Fields

Field	Details
CaptureContactPointType	<p><b>Type</b> picklist</p> <p><b>Properties</b> Create, Filter, Group, Restricted picklist, Sort, Update</p> <p><b>Description</b> Required. Indicates how you captured consent. Possible values are:</p> <ul style="list-style-type: none"> <li>• Email</li> <li>• MailingAddress</li> <li>• Phone</li> <li>• Social</li> <li>• Web</li> </ul>
CaptureDate	<p><b>Type</b> dateTime</p> <p><b>Properties</b> Create, Filter, Sort, Update</p> <p><b>Description</b> Required. Date when consent was captured.</p>

Field	Details
CaptureSource	<p><b>Type</b> string</p> <p><b>Properties</b> Create, Filter, Group, Sort, Update</p> <p><b>Description</b> Required. Indicates how you captured consent. For example, a website or online form.</p>
ContactPointId	<p><b>Type</b> reference</p> <p><b>Properties</b> Create, Filter, Group, Sort, Update</p> <p><b>Description</b> ID of the contact point record through which the customer is consenting to be contacted.</p>
DataUsePurposeId	<p><b>Type</b> reference</p> <p><b>Properties</b> Create, Filter, Group, Nillable, Sort, Update</p> <p><b>Description</b> ID of the data use purpose record that you want to associate this consent with.</p>
DoubleConsentCaptureDate	<p><b>Type</b> dateTime</p> <p><b>Properties</b> Create, Filter, Nillable, Sort, Update</p> <p><b>Description</b> Date when double opt-in was captured.</p>
EffectiveFrom	<p><b>Type</b> dateTime</p> <p><b>Properties</b> Create, Filter, Nillable, Sort, Update</p> <p><b>Description</b> Date when consents starts.</p>
EffectiveTo	<p><b>Type</b> dateTime</p> <p><b>Properties</b> Create, Filter, Nillable, Sort, Update</p> <p><b>Description</b> Date when consent ends.</p>

Field	Details
EngagementChannelTypeId	<p><b>Type</b> reference</p> <p><b>Properties</b> Create, Filter, Group, Nillable, Sort, Update</p> <p><b>Description</b> ID of the engagement channel record through which the customer is consenting to be contacted.</p>
LastReferencedDate	<p><b>Type</b> dateTime</p> <p><b>Properties</b> Filter, Nillable, Sort</p> <p><b>Description</b> The timestamp for when the current user last viewed a record related to this record.</p>
LastViewedDate	<p><b>Type</b> dateTime</p> <p><b>Properties</b> Filter, Nillable, Sort</p> <p><b>Description</b> The timestamp for when the current user last viewed this record. If this value is null, it's possible that this record was referenced (<code>LastReferencedDate</code>) and not viewed.</p>
Name	<p><b>Type</b> string</p> <p><b>Properties</b> Create, Filter, Group, idLookup, Sort, Update</p> <p><b>Description</b> Name of the contact point type consent record.</p>
OwnerId	<p><b>Type</b> reference</p> <p><b>Properties</b> Create, Defaulted on create, Filter, Group, Sort, Update</p> <p><b>Description</b> ID of the account owner associated with this customer.</p>
PrivacyConsentStatus	<p><b>Type</b> picklist</p> <p><b>Properties</b> Create, Defaulted on create, Filter, Group, Restricted picklist, Sort, Update</p>



Field	Details
	<p><b>Description</b></p> <p>Required. Identifies whether the individual or person account associated with this record agrees to this form of contact.</p> <p>Possible values are:</p> <ul style="list-style-type: none"> <li>• NotSeen</li> <li>• OptIn</li> <li>• OptOut</li> <li>• Seen</li> </ul>

## Associated Objects

This object has the following associated objects. Unless noted, they are available in the same API version as this object.

### ContactPointConsentHistory

History is available for tracked fields of the object.

### ContactPointConsentOwnerSharingRule

Sharing rules are available for the object.

### ContactPointConsentShare

Sharing is available for the object.

## ContactPointEmail

Represents a contact's email, which is associated with an individual or person account. This object is available in API version 48.0 and later.

## Supported Calls

`create()`, `delete()`, `describeLayout()`, `describeSObjects()`, `getDeleted()`, `getUpdated()`, `query()`, `retrieve()`, `search()`, `undelete()`, `update()`, `upsert()`

## Fields

Field	Details
ActiveFromDate	<p><b>Type</b></p> <p>date</p> <p><b>Properties</b></p> <p>Create, Filter, Group, Nillable, Sort, Update</p> <p><b>Description</b></p> <p>The date when the contact's email became active.</p>

Field	Details
ActiveToDate	<p><b>Type</b> date</p> <p><b>Properties</b> Create, Filter, Group, Nillable, Sort, Update</p> <p><b>Description</b> The date when the contact's email is no longer active.</p>
BestTimeToContactEndTime	<p><b>Type</b> time</p> <p><b>Properties</b> Create, Filter, Nillable, Sort, Update</p> <p><b>Description</b> The latest time to contact the individual.</p>
BestTimeToContactStartTime	<p><b>Type</b> time</p> <p><b>Properties</b> Create, Filter, Nillable, Sort, Update</p> <p><b>Description</b> The earliest time to contact the individual.</p>
BestTimeToContactTimezone	<p><b>Type</b> picklist</p> <p><b>Properties</b> Create, Filter, Group, Nillable, Restricted picklist, Sort, Update</p> <p><b>Description</b> The timezone applied to the best time to contact the individual.</p>
EmailAddress	<p><b>Type</b> email</p> <p><b>Properties</b> Create, Filter, Group, Sort, Update</p> <p><b>Description</b> Required. The email address of the contact.</p>
EmailDomain	<p><b>Type</b> string</p> <p><b>Properties</b> Create, Filter, Group, Nillable, Sort, Update</p> <p><b>Description</b> The domain of the contact's email, which is everything after the @ sign.</p>

Field	Details
EmailLatestBounceDateTime	<p><b>Type</b> dateTime</p> <p><b>Properties</b> Create, Filter, Nillable, Sort, Update</p> <p><b>Description</b> The date and time when an email failed to reach its recipient.</p>
EmailLatestBounceReasonText	<p><b>Type</b> string</p> <p><b>Properties</b> Create, Filter, Group, Nillable, Sort, Update</p> <p><b>Description</b> The reason why the email didn't reach its recipient.</p>
EmailMailBox	<p><b>Type</b> string</p> <p><b>Properties</b> Create, Filter, Group, Nillable, Sort, Update</p> <p><b>Description</b> A subset of the contact's email, which is everything before the @ sign.</p>
IsPrimary	<p><b>Type</b> boolean</p> <p><b>Properties</b> Create, Defaulted on create, Filter, Group, Sort, Update</p> <p><b>Description</b> Indicates whether a contact's email is their primary email (<code>true</code>) or not (<code>false</code>).</p>
LastReferencedDate	<p><b>Type</b> dateTime</p> <p><b>Properties</b> Filter, Nillable, Sort</p> <p><b>Description</b> The timestamp for when the current user last viewed a record related to this record.</p>
LastViewedDate	<p><b>Type</b> dateTime</p> <p><b>Properties</b> Filter, Nillable, Sort</p>

Field	Details
	<p><b>Description</b></p> <p>The timestamp for when the current user last viewed this record. If this value is null, it's possible that this record was referenced (<code>LastReferencedDate</code>) and not viewed.</p>
Name	<p><b>Type</b></p> <p>string</p> <p><b>Properties</b></p> <p>Filter, Group, idLookup, Nillable, Sort</p> <p><b>Description</b></p> <p>The email of the contact.</p>
OwnerId	<p><b>Type</b></p> <p>reference</p> <p><b>Properties</b></p> <p>Create, Defaulted on create, Filter, Group, Sort, Update</p> <p><b>Description</b></p> <p>The ID of the account's owner associated with this contact.</p>
ParentId	<p><b>Type</b></p> <p>reference</p> <p><b>Properties</b></p> <p>Create, Filter, Group, Nillable, Sort, Update</p> <p><b>Description</b></p> <p>The ID of the contact's parent. Only an individual or account can be a contact's parent.</p>

## Associated Objects

This object has the following associated objects. Unless noted, they are available in the same API version as the object.

### [ContactPointEmailHistory](#)

History is available for tracked fields of the object.

### [ContactPointEmailOwnerSharingRule](#)

Sharing rules are available for the object.

### [ContactPointEmailShare](#)

Sharing is available for the object.

## ContactPointPhone

Represents a contact's phone number, which is associated with an individual or person account. This object is available in API version 48.0 and later.

## Supported Calls

`create()`, `delete()`, `describeLayout()`, `describeSObjects()`, `getDeleted()`, `getUpdated()`, `query()`, `retrieve()`, `search()`, `undelete()`, `update()`, `upsert()`

## Fields

Field	Details
ActiveFromDate	<p><b>Type</b> date</p> <p><b>Properties</b> Create, Filter, Group, Nillable, Sort, Update</p> <p><b>Description</b> The date when the contact's phone number became active.</p>
ActiveToDate	<p><b>Type</b> date</p> <p><b>Properties</b> Create, Filter, Group, Nillable, Sort, Update</p> <p><b>Description</b> The date when the contact's phone number is no longer active.</p>
AreaCode	<p><b>Type</b> string</p> <p><b>Properties</b> Create, Filter, Group, Nillable, Sort, Update</p> <p><b>Description</b> The area code of the phone number's location for the contact.</p>
BestTimeToContactEndTime	<p><b>Type</b> time</p> <p><b>Properties</b> Create, Filter, Nillable, Sort, Update</p> <p><b>Description</b> The latest time to contact the individual.</p>
BestTimeToContactStartTime	<p><b>Type</b> time</p> <p><b>Properties</b> Create, Filter, Nillable, Sort, Update</p> <p><b>Description</b> The earliest time to contact the individual.</p>

Field	Details
BestTimeToContactTimezone	<p><b>Type</b> picklist</p> <p><b>Properties</b> Create, Filter, Group, Nillable, Restricted picklist, Sort, Update</p> <p><b>Description</b> The timezone applied to the best time to contact the individual.</p>
ExtensionNumber	<p><b>Type</b> string</p> <p><b>Properties</b> Create, Filter, Group, Nillable, Sort, Update</p> <p><b>Description</b> The phone number extension for the contact.</p>
FormattedInternationalPhoneNumber	<p><b>Type</b> string</p> <p><b>Properties</b> Create, Filter, Group, Nillable, Sort, Update</p> <p><b>Description</b> The internationally recognized format for the contact's phone number.</p>
FormattedNationalPhoneNumber	<p><b>Type</b> string</p> <p><b>Properties</b> Create, Filter, Group, Nillable, Sort, Update</p> <p><b>Description</b> The nationally recognized format for the contact's phone number.</p>
IsBusinessPhone	<p><b>Type</b> boolean</p> <p><b>Properties</b> Create, Defaulted on create, Filter, Group, Sort, Update</p> <p><b>Description</b> Indicates whether a contact's phone number is a business number (<code>true</code>) or not (<code>false</code>).</p>
IsFaxCapable	<p><b>Type</b> boolean</p> <p><b>Properties</b> Create, Defaulted on create, Filter, Group, Sort, Update</p> <p><b>Description</b> Indicates whether a contact's phone number is a fax number (<code>true</code>) or not (<code>false</code>).</p>

Field	Details
IsPersonalPhone	<p><b>Type</b> boolean</p> <p><b>Properties</b> Create, Defaulted on create, Filter, Group, Sort, Update</p> <p><b>Description</b> Indicates whether a contact's phone number is a personal number (<code>true</code>) or not (<code>false</code>).</p>
IsPrimary	<p><b>Type</b> boolean</p> <p><b>Properties</b> Create, Defaulted on create, Filter, Group, Sort, Update</p> <p><b>Description</b> Indicates whether a contact's phone number is their primary number (<code>true</code>) or not (<code>false</code>).</p>
IsSmsCapable	<p><b>Type</b> boolean</p> <p><b>Properties</b> Create, Defaulted on create, Filter, Group, Sort, Update</p> <p><b>Description</b> Indicates whether a contact's phone number can receive text messages (<code>true</code>) or not (<code>false</code>).</p>
LastReferencedDate	<p><b>Type</b> dateTime</p> <p><b>Properties</b> Filter, Nillable, Sort</p> <p><b>Description</b> The timestamp for when the current user last viewed a record related to this record.</p>
LastViewedDate	<p><b>Type</b> dateTime</p> <p><b>Properties</b> Filter, Nillable, Sort</p> <p><b>Description</b> The timestamp for when the current user last viewed this record. If this value is null, it's possible that this record was referenced (<code>LastReferencedDate</code>) and not viewed.</p>
Name	<p><b>Type</b> string</p> <p><b>Properties</b> Filter, Group, idLookup, Nillable, Sort</p>

Field	Details
	<p><b>Description</b> The phone number for the contact.</p>
OwnerId	<p><b>Type</b> reference</p> <p><b>Properties</b> Create, Defaulted on create, Filter, Group, Sort, Update</p> <p><b>Description</b> The ID of the account's owner associated with this contact.</p>
ParentId	<p><b>Type</b> reference</p> <p><b>Properties</b> Create, Filter, Group, Nillable, Sort, Update</p> <p><b>Description</b> The ID of the contact's parent. Only an individual or account can be a contact's parent.</p>
PhoneType	<p><b>Type</b> picklist</p> <p><b>Properties</b> Create, Filter, Group, Nillable, Restricted picklist, Sort, Update</p> <p><b>Description</b> The type of phone number for the contact. Possible values are:</p> <ul style="list-style-type: none"> <li>• Home</li> <li>• Mobile</li> </ul>
TelephoneNumber	<p><b>Type</b> phone</p> <p><b>Properties</b> Create, Filter, Group, Sort, Update</p> <p><b>Description</b> Required. The phone number for the contact.</p>

## Associated Objects

This object has the following associated objects. Unless noted, they are available in the same API version as the object.

### [ContactPointPhoneHistory](#)

History is available for tracked fields of the object.



**ContactPointPhoneOwnerSharingRule**

Sharing rules are available for the object.

**ContactPointPhoneShare**

Sharing is available for the object.

## ContactPointTypeConsent

---

Represents consent for a contact point type, such as email or phone. This object is available in API version 45.0 and later.

### Supported Calls

`create()`, `delete()`, `describeLayout()`, `describeSObjects()`, `getDeleted()`, `getUpdated()`, `query()`, `retrieve()`, `search()`, `undelete()`, `update()`, `upsert()`

### Special Access Rules

This object is available if Data Protection and Privacy is enabled.

### Fields

Field Name	Details
CaptureContactPointType	<p><b>Type</b> picklist</p> <p><b>Properties</b> Create, Defaulted on create, Filter, Group, Restricted picklist, Sort, Update</p> <p><b>Description</b> Required. Indicates how you captured consent. Possible values are:</p> <ul style="list-style-type: none"> <li>Email</li> <li>MailingAddress</li> <li>Phone</li> <li>Social</li> <li>Web</li> </ul>
CaptureDate	<p><b>Type</b> dateTime</p> <p><b>Properties</b> Create, Filter, Sort, Update</p> <p><b>Description</b> Required. Date when consent was captured.</p>
CaptureSource	<p><b>Type</b> string</p>

Field Name	Details
	<p><b>Properties</b> Create, Filter, Group, Sort, Update</p> <p><b>Description</b> Required. Indicates how you captured consent. For example, a website or online form.</p>
ContactPointType	<p><b>Type</b> picklist</p> <p><b>Properties</b> Create, Defaulted on create, Filter, Group, Restricted picklist, Sort, Update</p> <p><b>Description</b> Required. Represents the contact method you want to apply consent to. Possible values are:</p> <ul style="list-style-type: none"> <li>• Email</li> <li>• MailingAddress</li> <li>• Phone</li> <li>• Social</li> <li>• Web</li> </ul>
DataUsePurposeId	<p><b>Type</b> reference</p> <p><b>Properties</b> Create, Filter, Group, Nillable, Sort, Update</p> <p><b>Description</b> Represents the record for data use purpose that you want to associate this consent with.</p>
DoubleConsentCaptureDate	<p><b>Type</b> dateTime</p> <p><b>Properties</b> Create, Filter, Nillable, Sort, Update</p> <p><b>Description</b> Date when double opt-in was captured.</p>
EffectiveFrom	<p><b>Type</b> dateTime</p> <p><b>Properties</b> Create, Filter, Nillable, Sort, Update</p> <p><b>Description</b> Date when consents starts.</p>

Field Name	Details
EffectiveTo	<p><b>Type</b> dateTime</p> <p><b>Properties</b> Create, Filter, Nillable, Sort, Update</p> <p><b>Description</b> Date when consent ends.</p>
EngagementChannelType	<p><b>Type</b> picklist</p> <p><b>Properties</b> Create, Filter, Group, Nillable, Restricted picklist, Sort, Update</p> <p><b>Description</b> Required if a <code>ContactPointType</code> isn't selected. Represents the contact method you want to apply consent to. Possible values are:</p> <ul style="list-style-type: none"><li>• Billboard</li><li>• Email</li><li>• MailingAddress</li><li>• Phone</li><li>• SMS</li><li>• Social</li><li>• Web</li></ul>
LastReferencedDate	<p><b>Type</b> dateTime</p> <p><b>Properties</b> Filter, Nillable, Sort</p> <p><b>Description</b> The timestamp for when the current user last viewed a record related to this record.</p>
LastViewedDate	<p><b>Type</b> dateTime</p> <p><b>Properties</b> Filter, Nillable, Sort</p> <p><b>Description</b> The timestamp for when the current user last viewed this record. If this value is null, it's possible that this record was referenced (<code>LastReferencedDate</code>) and not viewed.</p>
Name	<p><b>Type</b> string</p>

Field Name	Details
	<p><b>Properties</b> Create, Filter, Group, <a href="#">idLookup</a> on page 19, Sort, Update</p> <p><b>Description</b> Name of the contact point type consent record.</p>
OwnerId	<p><b>Type</b> reference</p> <p><b>Properties</b> Create, Defaulted on create, Filter, Group, Sort, Update</p> <p><b>Description</b> The ID of the owner of the account associated with this customer.</p>
PartyId	<p><b>Type</b> reference</p> <p><b>Properties</b> Create, Filter, Group, Sort, Update</p> <p><b>Description</b> Required. Represents the record based on the Individual object you want to associate consent with.</p>
PrivacyConsentStatus	<p><b>Type</b> picklist</p> <p><b>Properties</b> Create, Defaulted on create, Filter, Group, Restricted picklist, Sort, Update</p> <p><b>Description</b> Required. Identify whether the individual associated with this record agrees to this form of contact. Possible values are:</p> <ul style="list-style-type: none"> <li>• NotSeen</li> <li>• Seen</li> <li>• OptIn</li> <li>• OptOut</li> </ul>

## Associated Objects

This object has the following associated objects. Unless noted, they are available in the same API version as this object.

### [ContactPointTypeConsentHistory](#)

History is available for tracked fields of the object.

### [ContactPointTypeConsentOwnerSharingRule](#)

Sharing rules are available for the object.


**ContactPointTypeConsentShare**

Sharing is available for the object.

## ContactOwnerSharingRule

---

Represents the rules for sharing a contact with a User other than the owner.

 **Note:** To enable access to this object for your org, contact Salesforce customer support. However, we recommend that you instead use Metadata API to programmatically update owner sharing rules because it triggers automatic sharing rule recalculation. The [SharingRules](#) Metadata API type is enabled for all orgs.

## Supported Calls

`create()`, `delete()`, `describeSObjects()`, `getDeleted()`, `getUpdated()`, `query()`, `retrieve()`, `update()`, `upsert()`

## Fields

Field	Details
<code>ContactAccessLevel</code>	<p><b>Type</b> picklist</p> <p><b>Properties</b> Create, Filter, Group, Restricted picklist, Sort, Update</p> <p><b>Description</b> A value that represents the type of access granted to the target Group, UserRole, or User for Contacts. The possible values are:</p> <ul style="list-style-type: none"> <li>• Read</li> <li>• Edit</li> </ul>
<code>Description</code>	<p><b>Type</b> textarea</p> <p><b>Properties</b> Create, Filter, Nillable, Sort, Update</p> <p><b>Description</b> A description of the sharing rule. Maximum size is 1000 characters. This field is available in API version 29.0 and later.</p>
<code>DeveloperName</code>	<p><b>Type</b> string</p> <p><b>Properties</b> Create, Defaulted on create, Filter, Group, Sort, Update</p>

## Field

## Details

**Description**

The unique name of the object in the API. This name can contain only underscores and alphanumeric characters, and must be unique in your org. It must begin with a letter, not include spaces, not end with an underscore, and not contain two consecutive underscores. In managed packages, this field prevents naming conflicts on package installations. With this field, a developer can change the object's name in a managed package and the changes are reflected in a subscriber's organization. Corresponds to **Rule Name** in the user interface.

This field is available in API version 24.0 and later.



**Note:** When creating large sets of data, always specify a unique `DeveloperName` for each record. If no `DeveloperName` is specified, performance may slow while Salesforce generates one for each record.

---

 GroupId
**Type**

reference

**Properties**

Create, Filter, Group, Sort

**Description**

The ID representing the source group. A Contact owned by a User in the source Group triggers the rule to give access.

---

 Name
**Type**

string

**Properties**

Create, Filter, Group, Sort, Update

**Description**

Label of the sharing rule as it appears in the user interface. Limited to 80 characters. Corresponds to **Label** on the user interface.

---

 UserOrGroupId
**Type**

reference

**Properties**

Create, Filter, Group, Sort

**Description**

The ID representing the User or Group being granted access.

---

## Usage

Use this object to manage the sharing rules for contacts.

SEE ALSO:

[Contact](#)

[ContactShare](#)

[Metadata API Developer Guide: SharingRules](#)

## ContactRequest

---

Represents a customer's request for support to get back to them about an issue. This object is available in API version 45.0 and later.

## Supported Calls

`create()`, `delete()`, `describeLayout()`, `describeSObjects()`, `getDeleted()`, `getUpdated()`, `query()`, `retrieve()`, `undelete()`, `update()`, `upsert()`

## Fields

Field Name	Details
<code>LastReferencedDate</code>	<p><b>Type</b> dateTime</p> <p><b>Properties</b> Filter, Nillable, Sort</p> <p><b>Description</b> The timestamp for when the current user last viewed a record related to this record.</p>
<code>LastViewedDate</code>	<p><b>Type</b> dateTime</p> <p><b>Properties</b> Filter, Nillable, Sort</p> <p><b>Description</b> The timestamp for when the current user last viewed this record. If this value is null, this record might only have been referenced (<code>LastReferencedDate</code>) and not viewed.</p>
<code>Name</code>	<p><b>Type</b> string</p> <p><b>Properties</b> Autonumber, Defaulted on create, Filter, idLookup, Sort</p>

Field Name	Details
	<p><b>Description</b> The contact request number.</p>
OwnerId	<p><b>Type</b> reference</p> <p><b>Properties</b> Create, Defaulted on create, Filter, Group, Sort, Update</p> <p><b>Description</b> ID of the Salesforce record that owns the request.</p>
PreferredChannel	<p><b>Type</b> picklist</p> <p><b>Properties</b> Create, Defaulted on create, Filter, Group, Sort, Update</p> <p><b>Description</b> The channel the customer selected as their preferred method of communication in the contact request flow. For example:</p> <ul style="list-style-type: none"> <li>• Phone</li> </ul>
PreferredPhone	<p><b>Type</b> phone</p> <p><b>Properties</b> Create, Filter, Group, Nillable, Sort, Update</p> <p><b>Description</b> The phone number the customer provided when requesting help in the contact request flow.</p>
RequestDescription	<p><b>Type</b> textarea</p> <p><b>Properties</b> Create, Nillable, Update</p> <p><b>Description</b> The description of the customer's issue that they provided when requesting help in the contact request flow.</p>
RequestReason	<p><b>Type</b> picklist</p> <p><b>Properties</b> Create, Defaulted on create, Filter, Group, Nillable, Sort, Update</p> <p><b>Description</b> The reason the customer provided when requesting help in the contact request flow. These values are customizable in Object Manager. The default values are:</p>



Field Name	Details
	<ul style="list-style-type: none"> <li>Account</li> <li>Billing</li> <li>Case</li> <li>General</li> <li>Order</li> <li>Other</li> <li>Product</li> </ul>
Status	<p><b>Type</b> picklist</p> <p><b>Properties</b> Create, Defaulted on create, Filter, Group, Sort, Update</p> <p><b>Description</b> The status of the contact request. For example:</p> <ul style="list-style-type: none"> <li>Abandoned</li> <li>Attempted</li> <li>Contacted</li> <li>New</li> </ul>
WhatId	<p><b>Type</b> reference</p> <p><b>Properties</b> Create, Filter, Group, Nillable, Sort, Update</p> <p><b>Description</b> ID of the Salesforce record the contact request is related to, such as an account, case, opportunity, or work order.</p>
WhoId	<p><b>Type</b> reference</p> <p><b>Properties</b> Create, Filter, Group, Nillable, Sort, Update</p> <p><b>Description</b> ID of the Salesforce contact record the contact request is related to, such as a contact, lead, or user.</p>

## Usage

Contact request records are created when a customer fills out an online form. This form is created using a flow that uses the type `ContactRequestFlow`. There's a guided setup experience to create this flow on the Customer Contact Requests page in Setup. You then add the flow to a community using either the Flows component or the Contact Request Button & Flow component.

Contact Request works in public communities and communities that require authentication. Make sure that your community users have the Run Flows permission, including your Guest User profile that's used in public communities. Without this permission, members won't see the button or the form to submit contact requests.

By default, all Standard User and System Administrator profiles have access to the object. Make sure that your users profiles, like service agents, have at least read access on the contact request object.

You can create queues for contact requests and route them with Omni-Channel.

## Associated Objects

This object has the following associated objects. Unless noted, they are available in the same API version as this object.

### ContactRequestOwnerSharingRule

Sharing rules are available for the object.

### ContactRequestShare

Sharing is available for the object.

SEE ALSO:

[Salesforce Help: Set Up and Manage Contact Requests](#)

## ContactRequestShare

---

Represents a list of access levels to a ContactRequest with an explanation of the access level. This object is available in API version 45.0 and later.

## Supported Calls

`create()`, `delete()`, `describeSObjects()`, `query()`, `retrieve()`, `update()`, `upsert()`

## Fields

Field Name	Details
AccessLevel	<p><b>Type</b> picklist</p> <p><b>Properties</b> Create, Filter, Group, Restricted picklist, Sort, Update</p> <p><b>Description</b> Level of access that the User or Group has to contact requests. The possible values are:</p> <ul style="list-style-type: none"> <li>• Read</li> <li>• Edit</li> <li>• All (This value is not valid for <code>create()</code> or <code>update()</code> calls.)</li> </ul> <p>This value must be set to an access level that is higher than the organization's default access level for contact requests.</p>

Field Name	Details
ParentId	<p><b>Type</b> reference</p> <p><b>Properties</b> Create, Filter, Group, Sort</p> <p><b>Description</b> ID of the parent object, if any.</p>
RowCause	<p><b>Type</b> picklist</p> <p><b>Properties</b> Create, Filter, Group, Nillable, Restricted picklist, Sort</p> <p><b>Description</b> Reason that this sharing entry exists.  You can create a value for this field in API versions 32.0 and later with the correct organization-wide sharing settings.  Possible values are:</p> <ul style="list-style-type: none"> <li>• <code>ImplicitChild</code> (Account Sharing)</li> <li>• <code>ImplicitParent</code> (Associated record owner or sharing)</li> <li>• <code>ImplicitPerson</code> (Person Contact)</li> <li>• <code>Manual</code> (Manual Sharing) The User or Group has access because a user with "All" access manually shared the ContactRequest with them.</li> <li>• <code>Owner</code> The User is the owner of the ContactRequest.</li> <li>• <code>Rule</code> (Sharing Rule)</li> <li>• <code>Team</code> (Sales Team)</li> <li>• <code>Territory</code> (Territory Assignment Rule)</li> <li>• <code>Territory2AssociationManual</code> (Territory Manual)</li> <li>• <code>Territory2Forecast</code> (Territory assignment for forecasting and reporting)</li> <li>• <code>TerritoryManual</code> (Territory Manual)</li> <li>• <code>TerritoryRule</code> (Territory Sharing Rule)</li> </ul>
UserOrGroupId	<p><b>Type</b> reference</p> <p><b>Properties</b> Create, Filter, Group, Sort</p> <p><b>Description</b> ID of the User or Group that has been given access to the ContactRequest.</p>

## Usage

This object lets you determine which users and groups can view and edit ContactRequest records owned by other users.

If you attempt to create a new record that matches an existing record, the `create()` call updates any modified fields and returns the existing record.

SEE ALSO:

[Salesforce Help: Set Up and Manage Contact Requests](#)

## ContactShare

---

Represents a list of access levels to a Contact along with an explanation of the access level. For example, if you have access to a record because you own it, the `ContactAccessLevel` is `All` and `RowCause` is `Owner`.

## Supported Calls

`describeSObjects()`, `query()`, `retrieve()`

## Special Access Rules

As of Summer '20 and later, only users with access to the Contact object can access this object.

## Fields

Field	Details
<code>ContactId</code>	<p><b>Type</b> reference</p> <p><b>Properties</b> Filter, Group, Sort</p> <p><b>Description</b> ID of the Contact associated with this sharing entry. This field can't be updated.</p>
<code>ContactAccessLevel</code>	<p><b>Type</b> picklist</p> <p><b>Properties</b> Filter, Group, Restricted picklist, Sort</p> <p><b>Description</b> Level of access that the User or Group has to cases associated with the account Contact. The possible values are:</p> <ul style="list-style-type: none"> <li>• <code>Read</code></li> <li>• <code>Edit</code></li> <li>• <code>All</code> This value is not valid for create or update.</li> </ul>

Field	Details
	This field must be set to an access level that is higher than the organization's default access level for contacts.
IsDeleted	<p><b>Type</b> boolean</p> <p><b>Properties</b> Defaulted on create, Filter</p> <p><b>Description</b> Indicates whether the object has been moved to the Recycle Bin (<code>true</code>) or not (<code>false</code>). Label is <b>Deleted</b>.</p>
RowCause	<p><b>Type</b> picklist</p> <p><b>Properties</b> Filter, Group, Nillable, Restricted picklist, Sort</p> <p><b>Description</b> Reason that this sharing entry exists. You can only write to this field when its value is either omitted or set to <code>Manual</code> (default). There are many possible values, including:</p> <ul style="list-style-type: none"> <li>• <code>Rule</code>—The User or Group has access via a Contact sharing rule.</li> <li>• <code>ImplicitChild</code>—The User or Group has access to the Contact via sharing access on the associated Account.</li> <li>• <code>Manual</code>—The User or Group has access because a User with "All" access manually shared the Contact with them.</li> <li>• <code>Owner</code>—The User is the owner of the Contact.</li> </ul>
UserOrGroupId	<p><b>Type</b> reference</p> <p><b>Properties</b> Filter, Group, Sort</p> <p><b>Description</b> ID of the User or Group that has been given access to the Contact. This field can't be updated.</p>

## Usage

This object allows you to determine which users and groups can view or edit Contact records owned by other users.

SEE ALSO:

[AccountShare](#)

# ContactSuggestionInsight

---

Represents a suggestion for a new contact record. Available in API versions 45.0 and later.

## Supported Calls

`describeLayout()`, `describeSObjects()`, `getDeleted()`, `getUpdated()`, `query()`, `retrieve()`


## Special Access Rules

To add or decline contact suggestions, users need a Sales Cloud Einstein license and edit access on accounts. As of the Spring '20 release, Pardot and High Velocity Sales users no longer have access to this object.

## Fields

Field Name	Details
AccountId	<p><b>Type</b> reference</p> <p><b>Properties</b> Filter, Group, Sort</p> <p><b>Description</b> The ID of the related account.</p>
Address	<p><b>Type</b> address</p> <p><b>Properties</b> Filter, Nillable</p> <p><b>Description</b> The address of the suggested contact.</p>
City	<p><b>Type</b> string</p> <p><b>Properties</b> Filter, Group, Nillable, Sort</p> <p><b>Description</b> The city of the suggested contact.</p>
ContactTitle	<p><b>Type</b> string</p> <p><b>Properties</b> Filter, Group, Nillable, Sort</p>

Field Name	Details
	<p><b>Description</b> The title of the suggested contact.</p>
Country	<p><b>Type</b> string</p> <p><b>Properties</b> Filter, Group, Nillable, Sort</p> <p><b>Description</b> The country of the suggested contact.</p>
CreatedRecordId	<p><b>Type</b> reference</p> <p><b>Properties</b> Filter, Group, Nillable, Sort</p> <p><b>Description</b> The ID of the created contact record.</p>
CurrencyIsoCode	<p><b>Type</b> picklist</p> <p><b>Properties</b> Defaulted on create, Filter, Group, Restricted picklist, Sort</p> <p><b>Description</b> Available only for orgs with the multicurrency feature enabled. Contains the ISO code for any currency allowed by the organization.</p>
Division	<p><b>Type</b> picklist</p> <p><b>Properties</b> Defaulted on create, Filter, Group, Restricted picklist, Sort</p> <p><b>Description</b> The division of the suggested contact.</p>
Email	<p><b>Type</b> email</p> <p><b>Properties</b> Filter, Group, Nillable, Sort</p> <p><b>Description</b> The email address of the suggested contact.</p>
FirstName	<p><b>Type</b> string</p>

Field Name	Details
	<p><b>Properties</b> Filter, Group, Nillable, Sort</p> <p><b>Description</b> The first name of the suggested contact.</p>
GeocodeAccuracy	<p><b>Type</b> picklist</p> <p><b>Properties</b> Filter, Group, Nillable, Restricted picklist, Sort</p> <p><b>Description</b> Accuracy level of the geocode for the address. See <a href="#">Compound Field Considerations and Limitations</a> for details on geolocation compound fields.</p> <p> <b>Note:</b> This field is available in the API only.</p>
LastName	<p><b>Type</b> string</p> <p><b>Properties</b> Filter, Group, Sort</p> <p><b>Description</b> The last name of the suggested contact.</p>
LastOperationUserId	<p><b>Type</b> reference</p> <p><b>Properties</b> Filter, Group, Nillable, Sort</p> <p><b>Description</b> The ID of the user who last performed a related operation.</p>
LastReferencedDate	<p><b>Type</b> dateTime</p> <p><b>Properties</b> Filter, Nillable, Sort</p> <p><b>Description</b> The timestamp for when the current user last viewed a record related to this record.</p>
LastViewedDate	<p><b>Type</b> dateTime</p> <p><b>Properties</b> Filter, Nillable, Sort</p>



Field Name	Details
	<p><b>Description</b></p> <p>The timestamp for when the current user last viewed this record. If this value is null, this record might only have been referenced (<code>LastReferencedDate</code>) and not viewed.</p>
Latitude	<p><b>Type</b></p> <p>double</p> <p><b>Properties</b></p> <p>Filter, Nillable, Sort</p> <p><b>Description</b></p> <p>Used in conjunction with <code>Longitude</code> to specify the precise geolocation of an address.</p>
Longitude	<p><b>Type</b></p> <p>double</p> <p><b>Properties</b></p> <p>Filter, Nillable, Sort</p> <p><b>Description</b></p> <p>Used in conjunction with <code>Latitude</code> to specify the precise geolocation of an address.</p>
Phone	<p><b>Type</b></p> <p>phone</p> <p><b>Properties</b></p> <p>Filter, Group, Nillable, Sort</p> <p><b>Description</b></p> <p>The phone number of the suggested contact.</p>
PostalCode	<p><b>Type</b></p> <p>string</p> <p><b>Properties</b></p> <p>Filter, Group, Nillable, Sort</p> <p><b>Description</b></p> <p>The postal code of the suggested contact.</p>
RationaleLabel	<p><b>Type</b></p> <p>string</p> <p><b>Properties</b></p> <p>Filter, Group, Nillable, Sort</p> <p><b>Description</b></p> <p>The reason why this entry is a suggested contact.</p>

Field Name	Details
State	<p><b>Type</b> string</p> <p><b>Properties</b> Filter, Group, Nillable, Sort</p> <p><b>Description</b> The state of the suggested contact.</p>
Status	<p><b>Type</b> picklist</p> <p><b>Properties</b> Filter, Group, Restricted picklist, Sort</p> <p><b>Description</b> The status of the suggested contact. Possible values include:</p> <ul style="list-style-type: none"> <li>• New</li> <li>• Pending</li> <li>• Added</li> <li>• Declined</li> </ul>
Street	<p><b>Type</b> textarea</p> <p><b>Properties</b> Filter, Group, Nillable, Sort</p> <p><b>Description</b> The street of the suggested contact.</p>

## Usage

This object is read-only and isn't supported in workflows, triggers, or process builder.

## ContactTag

---

Associates a word or short phrase with a Contact.

## Supported Calls

`create()`, `delete()`, `describeObjects()`, `query()`, `retrieve()`

## Fields

Field Name	Details
ItemId	<p><b>Type</b> reference</p> <p><b>Properties</b> Create, Filter</p> <p><b>Description</b> ID of the tagged item.</p>
Name	<p><b>Type</b> string</p> <p><b>Properties</b> Create, Filter</p> <p><b>Description</b> Name of the tag. If this value does not already exist, a new TagDefinition is created and becomes the parent of this Tag object. Otherwise, a TagDefinition with the same name becomes the parent of this Tag object. Parent relationships are created automatically.</p>
TagDefinitionId	<p><b>Type</b> reference</p> <p><b>Properties</b> Filter</p> <p><b>Description</b> ID of the parent TagDefinition object that owns the tag.</p>
Type	<p><b>Type</b> picklist</p> <p><b>Properties</b> Create, Filter, Restricted picklist</p> <p><b>Description</b> Defines the visibility of a tag.</p> <p>Valid values:</p> <ul style="list-style-type: none"> <li>• <code>Public</code>—The tag can be viewed and manipulated by all users in an organization.</li> <li>• <code>Personal</code>—The tag can be viewed or manipulated only by a user with a matching <code>OwnerId</code>.</li> </ul>

## Usage

ContactTag stores the relationship between its parent TagDefinition and the Contact being tagged. Tag objects act as metadata, allowing users to describe and organize their data.

When a tag is deleted, its parent TagDefinition will also be deleted if the name is not being used; otherwise, the parent remains. Deleting a TagDefinition sends it to the Recycle Bin, along with any associated tag entries.

## ContentAsset

---

Represents a Salesforce file that has been converted to an asset file in a custom app in Lightning Experience. Use asset files for org setup and configuration. Asset files can be packaged and referenced by other components. This object is available in API version 38.0 and later.

## Supported Calls

`create()`, `delete()`, `describeSObjects()`, `query()`, `retrieve()`, `update()`, `upsert()`

## Special Access Rules

- Only admin users can edit or delete ContentAssets.
- Users with file access can create and query ContentAssets.
- It isn't necessary to create asset files for regular, collaborative use of Salesforce Files. "Assetize" files only when they're used in setup and configuration situations.
- Neither the file (ContentDocument) nor the asset settings record (ContentAssets) can be deleted if the asset file is referenced by another component.
- ContentAsset doesn't support search or most recently used (MRU) lists.
- ContentAsset doesn't support Apex triggers.

## Fields

Field	Details
ContentDocumentId	<p><b>Type</b> reference</p> <p><b>Properties</b> Filter, Group, Nillable, Sort</p> <p><b>Description</b> ID of the document.</p>
DeveloperName	<p><b>Type</b> string</p> <p><b>Properties</b> Create, Filter, Group, Sort, Update</p> <p><b>Description</b> The unique name of the asset file in the API. ContentAsset.DeveloperName:</p> <ul style="list-style-type: none"> <li>• must be 40 characters or fewer</li> <li>• must begin with a letter</li> <li>• can contain only underscores and alphanumeric characters</li> </ul>

Field	Details
	<ul style="list-style-type: none"> <li>• can't include spaces</li> <li>• can't end with an underscore</li> <li>• can't contain 2 consecutive underscores</li> </ul> <p>In managed packages, this field prevents naming conflicts on package installations. With this field, a developer can change the object's name in a managed package and the changes are reflected in a subscriber's organization.</p>
isVisibleByExternalUsers	<p><b>Type</b> boolean</p> <p><b>Properties</b> Create, Defaulted on create, Filter, Group, Sort, Update</p> <p><b>Description</b> Indicates whether unauthenticated users can see the asset file.</p>
Language	<p><b>Type</b> picklist</p> <p><b>Properties</b> Create, Defaulted on create, Filter, Group, Nillable, Restricted picklist, Sort, Update</p> <p><b>Description</b> The language for this document. This field defaults to the user's language unless the org is multi-language enabled. Specifies the language of the labels returned. The value must be a valid user locale (language and country), such as <code>de_DE</code> or <code>en_GB</code>. For more information on locales, see the <code>Language</code> field on the <code>CategoryNodeLocalization</code> object.</p>
MasterLabel	<p><b>Type</b> string</p> <p><b>Properties</b> Create, Filter, Group, Sort, Update</p> <p><b>Description</b> The master label for the asset file. This internal label doesn't get translated.</p>
NamespacePrefix	<p><b>Type</b> string</p> <p><b>Properties</b> Filter, Group, Nillable, Sort</p> <p><b>Description</b> The namespace prefix associated with this object. Each Developer Edition organization that creates a managed package has a unique namespace prefix. Limit: 15 characters. You can refer to a component in a managed package by using the <b><code>namespacePrefix__componentName</code></b> notation.</p>

## ContentBody

---

Represents the body of a file in Salesforce CRM Content or Salesforce Files. This object is available in API version 40.0 and later.

### Supported Calls

`describeSObjects()`

### Special Access Rules

Cannot be queried, inserted, updated, or deleted directly.

### Fields

Field	Details
Id	<p><b>Type</b> ID</p> <p><b>Properties</b> , Filter, Group, idLookup, Sort</p> <p><b>Description</b> ID of the file body.</p>

### Usage

ContentBody is intended for internal Salesforce use. If you need to access the file content body, please use ContentVersion.

## ContentDistribution

---

Represents information about sharing a document externally. This object is available in API version 32.0 and later.

### Supported Calls

`create()`, `delete()`, `describeSObjects()`, `query()`, `retrieve()`, `undelete()`, `update()`, `upsert()`

### Special Access Rules

- Content deliveries must be enabled to query content deliveries.
- Users (including users with the "View All Data" permission) can query only the files that they have access to. If the file is managed by a Content Library, the user must have "Deliver Content" enabled in the library permission definition and be a member of the library. If the file isn't managed by a Content Library, the user must have the "Enable Creation of Content Deliveries for Salesforce Files" permission.

- Users can query the `DistributionPublicUrl` and `Password` fields only if they are the file owner, if the file is shared with them, or if the `RelatedRecordId` specifies a record that the users can access.
- If the shared document is deleted, the delete cascades to any associated `ContentDistribution`. The `ContentDistribution` is still queryable by using the `QueryAll` verb.
- If the shared document is archived, the only fields that users can edit are `ExpiryDate` and `PreferencesExpires`.
- Customer Portal users can't access this object.
- Chatter Free users can't access this object.

## Fields

Field Name	Details
<code>ContentDocumentId</code>	<p><b>Type</b> reference</p> <p><b>Properties</b> Filter, Group, Nillable, Sort</p> <p><b>Description</b> ID of the shared document.</p>
<code>ContentDownloadUrl</code>	<p><b>Type</b> string</p> <p><b>Properties</b> Sort, Nillable</p> <p><b>Description</b> The link for downloading the file. This field is available in API version 40.0 and later.</p>
<code>ContentVersionId</code>	<p><b>Type</b> reference</p> <p><b>Properties</b> Create, Filter, Group, Sort</p> <p><b>Description</b> ID of the shared document version.</p>
<code>DistributionPublicUrl</code>	<p><b>Type</b> string</p> <p><b>Properties</b> Nillable, Sort</p> <p><b>Description</b> URL of the link to the shared document.</p>
<code>ExpiryDate</code>	<p><b>Type</b> dateTime</p>

Field Name	Details
	<p><b>Properties</b> Create, Filter, Nillable, Sort, Update</p> <p><b>Description</b> Date when the shared document becomes inaccessible.</p>
FirstViewDate	<p><b>Type</b> dateTime</p> <p><b>Properties</b> Filter, Nillable, Sort</p> <p><b>Description</b> Date when the shared document is first viewed.</p>
LastViewDate	<p><b>Type</b> dateTime</p> <p><b>Properties</b> Filter, Nillable, Sort</p> <p><b>Description</b> Date when the shared document was last viewed.</p>
Name	<p><b>Type</b> string</p> <p><b>Properties</b> Create, Filter, Group, idLookup, Sort, Update</p> <p><b>Description</b> Name of the content delivery.</p>
OwnerId	<p><b>Type</b> reference</p> <p><b>Properties</b> Create, Filter, Group, Sort, Update</p> <p><b>Description</b> ID of the user who owns the shared document.</p>
PdfDownloadUrl	<p><b>Type</b> string</p> <p><b>Properties</b> Sort, Nillable</p> <p><b>Description</b> The link for downloading the file as a PDF. This field is available in API version 40.0 and later.</p>



Field Name	Details
Password	<p><b>Type</b> string</p> <p><b>Properties</b> Group, Nillable, Sort</p> <p><b>Description</b> A password that allows access to a shared document.</p>
PreferencesAllowOriginalDownload	<p><b>Type</b> boolean</p> <p><b>Properties</b> Create, Filter, Update</p> <p><b>Description</b> When <code>true</code>, the shared document can be downloaded as the file type that it was uploaded as.  When <code>false</code>, download availability depends on whether a preview of the file exists. If a preview exists, the file can't be downloaded. If a preview doesn't exist, the file can still be downloaded.  If the shared document is a link, it can't be downloaded.</p>
PreferencesAllowPDFDownload	<p><b>Type</b> boolean</p> <p><b>Properties</b> Create, Filter, Update</p> <p><b>Description</b> When <code>true</code>, the shared document can be downloaded as a PDF if the original file type is PDF or if a PDF preview has been generated.</p>
PreferencesAllowViewInBrowser	<p><b>Type</b> boolean</p> <p><b>Properties</b> Create, Filter, Update</p> <p><b>Description</b> When <code>true</code>, a preview of the shared document can be viewed in a Web browser.</p>
PreferencesExpires	<p><b>Type</b> boolean</p> <p><b>Properties</b> Create, Filter, Update</p> <p><b>Description</b> When <code>true</code>, access to the shared document expires on the date that's specified by <code>ExpiryDate</code>.</p>


Field Name	Details
PreferencesLinkLatestVersion	<p><b>Type</b> boolean</p> <p><b>Properties</b> Create, Filter, Update</p> <p><b>Description</b> When <code>true</code>, users see the most recent version of a shared document. When <code>false</code>, users see the version of the document that's shared, even if it isn't the most recent version.</p>
PreferencesNotifyOnVisit	<p><b>Type</b> boolean</p> <p><b>Properties</b> Create, Filter, Update</p> <p><b>Description</b> When <code>true</code>, the owner of the shared document is emailed the first time that someone views or downloads the shared document.</p>
PreferencesNotifyRndtnComplete	<p><b>Type</b> boolean</p> <p><b>Properties</b> Create, Filter, Update</p> <p><b>Description</b> When <code>true</code>, the owner of the shared document is emailed when renditions of the shared document that can be previewed in a Web browser are generated.</p>
PreferencesPasswordRequired	<p><b>Type</b> boolean</p> <p><b>Properties</b> Create, Filter, Update</p> <p><b>Description</b> When <code>true</code>, a password, specified by <code>Password</code>, is required to access the shared document.</p>
RelatedRecordId	<p><b>Type</b> reference</p> <p><b>Properties</b> Create, Filter, Group, Nillable, Sort, Update</p> <p><b>Description</b> ID of the record, such as an Account, Campaign, or Case, that the shared document is related to.</p>

Field Name	Details
ViewCount	<p><b>Type</b> int</p> <p><b>Properties</b> Filter, Group, Nillable, Sort</p> <p><b>Description</b> The number of times that the shared document has been viewed.</p>

## Usage

Use this object to create, update, delete, or query information about a document shared externally via a link or via Salesforce CRM Content delivery.

The ContentDistribution object supports triggers before and after these operations: insert, update, delete. It supports triggers after undelete.

 **Example:** The VP of Marketing wants file authors to specify whether their files can be shared with external people using content delivery. He also wants some files to have a password. You can add a custom field `DeliveryPolicy` on the ContentVersion object. Make the custom field a picklist with the values, `Allowed`, `Blocked`, and `Password required`. Add the field to the ContentVersion layout so that the user can set the delivery policy per file. Then, add an insert trigger for the ContentDistribution object to enforce the rules based on the delivery policy set in the file.

 **Note:** The ContentVersionId for ContentDistribution must be unique.

This trigger for the ContentDistribution object enforces the delivery policy rules for each file:

```
trigger deliveryPolicy on ContentDistribution (before insert) {
    for (ContentDistribution cd : trigger.new) {
        String versionId = DeliveryPolicyHelper.getContentVersionId(cd);
        ContentVersion version = [select DeliveryPolicy__c from ContentVersion where
Id = :versionId];
        String policy = version.DeliveryPolicy__c;
        if (policy.equals('Blocked')) {
            cd.addError('This file is not allowed to be delivered.');
```

The trigger calls this helper class:

```
public class DeliveryPolicyHelper {
    public static String getContentVersionId(ContentDistribution cd) {
        if (cd.ContentVersionId != null) {
            return cd.ContentVersionId;
        } else {
            String versionId = [select LatestPublishedVersionId from ContentDocument
where Id = :cd.ContentDocumentId].get(0).LatestPublishedVersionId;
```

```

        return versionId;
    }
}

public static boolean requirePassword(ContentDistribution cd) {
    return cd.PreferencesPasswordRequired;
}
}

```

 **Important:** Apex has a per organization limit of 10 concurrent requests that last longer than 5 seconds. A trigger that uploads files can easily hit this limit.

## ContentDistributionView

---

Represents information about views of a shared document. This read-only object is available in API version 32.0 and later.

### Supported Calls

`describeSObjects()`, `query()`, `retrieve()`

`describeSObjects()`, `query()`, `retrieve()`

`describeSObjects()`, `delete()`, `query()`, `retrieve()`, `update()`

### Special Access Rules

- Content deliveries must be enabled to query content deliveries.
- Users (including users with the “View All Data” permission) can query only the files that they have access to. If the file is managed by a Content Library, the user must have “Deliver Content” enabled in the library permission definition and be a member of the library. If the file isn’t managed by a Content Library, the user must have the “Enable Creation of Content Deliveries for Salesforce Files” permission.
- ContentDistributionView can be deleted by an admin.
- If the shared document is deleted, the delete cascades to any associated ContentDistributionView. The ContentDistributionView is still queryable by using the `QueryAll` verb.
- Customer Portal users can’t access this object.
- Chatter Free users can’t access this object.

### Fields

Field Name	Details
DistributionId	<p><b>Type</b> reference</p> <p><b>Properties</b> Filter, Group, Sort</p>

Field Name	Details
	<p><b>Description</b> ID of the content delivery that the document is part of.</p>
IsDownload	<p><b>Type</b> boolean</p> <p><b>Properties</b> Defaulted on create, Filter, Group, Sort</p> <p><b>Description</b> <code>true</code> if the shared document is downloaded; <code>false</code> if the shared document is viewed.</p>
IsInternal	<p><b>Type</b> boolean</p> <p><b>Properties</b> Defaulted on create, Filter, Group, Sort</p> <p><b>Description</b> <code>true</code> if the shared document is viewed by a user in the same organization; <code>false</code> if viewed by an external user.</p>
ParentViewId	<p><b>Type</b> reference</p> <p><b>Properties</b> Filter, Group, Nillable, Sort</p> <p><b>Description</b> ID of this instance of accessing the shared document.</p>

## Usage

Use this read-only object to query information about users who are accessing shared documents.

## ContentDocument

Represents a document that has been uploaded to a library in Salesforce CRM Content or Salesforce Files. This object is available in versions 17.0 and later for Salesforce CRM Content. This object is available in API version 21.0 and later for Salesforce Files.

The maximum number of documents that can be published is 30,000,000. Archived files count toward this limit and toward storage usage limits.

- Contact Manager, Group, Professional, Enterprise, Unlimited, and Performance Edition customers can publish a maximum of 200,000 new versions per 24-hour period.
- Developer Edition and trial users can publish a maximum of 2,500 new versions per 24-hour period.

## Supported Calls

`delete()`, `describeLayout()`, `describeSObjects()`, `query()`, `retrieve()`, `search()`, `undelete()`, `update()`

## Special Access Rules


- By default, users (including users with the “View All Data” permission) can only query files they have access to, including:
  - Salesforce Files in their personal library and in libraries they're a member of, regardless of library permissions (API version 17.0 and later).
  - Salesforce Files they own, shared directly with them, posted on their profile, or posted on groups they can see (API version 21.0 and later).


Enable the Query All Files permission to let your View All Data users bypass the restrictions on querying files.

- Query All Files returns all files, including files in non-member libraries and files in unlisted groups.
- Users can't edit, upload new versions, or delete files they don't have access to.
- View All Data permission is required to enable Query All Files.
- Customer and Partner Portal users must have the “View Content in Portal” permission to query content in libraries where they have access.
- A Salesforce CRM Content document can be deleted if any of the following are true:
  - The document is published into a personal library or is in the user's upload queue.
  - The document is published into a public library, the user is a member of that library with the “Add Content” library privilege enabled, and the user trying to delete the document is the owner.
  - The document is published into a public library that has the “Delete Content” or “Manage Library” permission enabled, and the user trying to delete the document is not the owner.

For API version 25.0 and later, you can change ownership of Salesforce Files and Salesforce CRM Content documents.

- The following must be true to change ownership of a Salesforce CRM Content document:
  - The Salesforce CRM Content app must be enabled.
  - The user who is becoming the owner of the document must have a Salesforce CRM Content feature license.
- A user can change ownership of a Salesforce CRM Content document or Salesforce file if any of the following are true:
  - The user is the current owner, or has either the “Modify All Data” or “Manage Salesforce CRM Content” permission enabled.
  - The user has the “Manage Library” permission enabled for the library containing the document.

 **Note:** When the owner of a ContentDocument is changed, [ContentDocumentLink](#) may be triggered. This action deletes the ContentDocumentLink to the old owner and inserts one to the new owner.

-  **Note:**
- The user who is becoming the owner of the document must be a visible user who is active, but the original owner can be inactive.
  - A document's owner can be changed to a user who doesn't have access to the library that contains the document. Library administrators must give the new owner membership to the library.

## Fields

Field	Details
ArchivedById	<p><b>Type</b> reference</p> <p><b>Properties</b> Filter, Group, Nillable, Sort</p> <p><b>Description</b> The ID of the user who archived the document. This field is available in API version 24.0 and later.</p>
ArchivedDate	<p><b>Type</b> date</p> <p><b>Properties</b> Filter, Group, Nillable, Sort</p> <p><b>Description</b> The date when the document was archived. This field is available in API version 24.0 and later.</p>
ContentAssetId	<p><b>Type</b> reference</p> <p><b>Properties</b> Filter, Group, Nillable, Sort, Update</p> <p><b>Description</b> If the ContentDocument is an asset file, this field points to the asset. For most entities, the value of this field is null. This field is available in API version 38.0 and later.</p>
ContentModifiedDate	<p><b>Type</b> dateTime</p> <p><b>Properties</b> Filter, Nillable, Sort</p> <p><b>Description</b> Date the document was modified. ContentModifiedDate updates when, for example, the document is renamed or a new document version is uploaded. When you're uploading the first version of a document, ContentModifiedDate can be set to the current time or anytime in the past. This field is available in API version 32.0 and later.</p>
ContentSize	<p><b>Type</b> int</p>

Field	Details
	<p><b>Properties</b> Filter, Group, Nillable, Sort</p> <p><b>Description</b> The size of the document in bytes. This field is available in API version 31.0 and later.</p>
Description	<p><b>Type</b> textarea</p> <p><b>Properties</b> Filter, Nillable, Sort, Update</p> <p><b>Description</b> A description of the document. This field is available in API version 31.0 and later.</p>
Division	<p><b>Type</b> picklist</p> <p><b>Properties</b> Defaulted on create, Filter, Group, Restricted picklist, Sort</p> <p><b>Description</b> A logical segment of your organization's data. For example, if your company is organized into different business units, you could create a division for each business unit, such as "North America," "Healthcare," or "Consulting." Available only if the organization has the Division permission enabled.</p>
FileExtension	<p><b>Type</b> string</p> <p><b>Properties</b> Filter, Group, Nillable, Sort</p> <p><b>Description</b> File extension of the document. This field is available in API version 31.0 and later.</p>
FileType	<p><b>Type</b> string</p> <p><b>Properties</b> Filter, Group, Nillable, Sort</p> <p><b>Description</b> Type of document, determined by the file extension. This field is available in API version 31.0 and later.</p>



Field	Details
IsArchived	<p><b>Type</b> boolean</p> <p><b>Properties</b> Defaulted on create, Filter, Group, Sort, Update</p> <p><b>Description</b> Indicates whether the document has been archived (<code>true</code>) or not (<code>false</code>).</p>
LastReferencedDate	<p><b>Type</b> datetime</p> <p><b>Properties</b> Filter, Nillable, Sort</p> <p><b>Description</b> The timestamp for when the current user last viewed a record related to this record.</p>
LastViewedDate	<p><b>Type</b> datetime</p> <p><b>Properties</b> Filter, Nillable, Sort</p> <p><b>Description</b> The timestamp for when the current user last viewed this record. If this value is null, this record might only have been referenced (<code>LastReferencedDate</code>) and not viewed.</p>
LatestPublishedVersionId	<p><b>Type</b> reference</p> <p><b>Properties</b> Filter, Group, Nillable, Sort</p> <p><b>Description</b> ID of the latest document version (<code>ContentVersion</code>).</p>
OwnerId	<p><b>Type</b> reference</p> <p><b>Properties</b> Filter, Group, Sort, Update</p> <p><b>Description</b> ID of the owner of this document.</p>
ParentId	<p><b>Type</b> reference</p> <p><b>Properties</b> Filter, Group, Nillable, Sort, Update</p>

Field	Details
	<p><b>Description</b></p> <p>ID of the library that owns the document. Created automatically when inserting a ContentVersion via the API for the first time.</p> <p>This field is available in API version 24.0 and later when Salesforce CRM Content is enabled.</p>
PublishStatus	<p><b>Type</b></p> <p>picklist</p> <p><b>Properties</b></p> <p>Defaulted on create, Filter, Group, Restricted picklist, Sort</p> <p><b>Description</b></p> <p>Indicates if and how the document is published. Valid values are:</p> <ul style="list-style-type: none"> <li>• P—The document is published to a public library and is visible to other users. Label is <b>Public</b>.</li> <li>• R—The document is published to a personal library and is not visible to other users. Label is <b>Personal Library</b>.</li> <li>• U—The document is not published because publishing was interrupted. Label is <b>Upload Interrupted</b>.</li> </ul>
SharingOption	<p><b>Type</b></p> <p>picklist</p> <p><b>Properties</b></p> <p>Defaulted on create, Filter, Group, Nillable, Restricted picklist, Sort, Update</p> <p><b>Description</b></p> <p>Controls whether sharing is frozen for a file. Only administrators and file owners with Collaborator access to the file can modify this field. Default is <code>Allowed</code>, which means that new shares are allowed. When set to <code>Restricted</code>, new shares are prevented without affecting existing shares.</p> <p>This field is available in API versions 35.0 and later.</p>
SharingPrivacy	<p><b>Type</b></p> <p>picklist</p> <p><b>Properties</b></p> <p>Defaulted on create, Filter, Group, Nillable, Restricted picklist, Sort, Update</p> <p><b>Description</b></p> <p>Controls sharing privacy for a file. Only administrators and file owners with Collaborator access to the file can modify this field. Default is <code>Visible to Anyone With Record Access</code>. When set to <code>Private on Records</code>, the file is private on records but can be shared selectively with others.</p> <p>This field is available in API versions 41.0 and later.</p>
Title	<p><b>Type</b></p> <p>string</p>

Field	Details
	<p><b>Properties</b> Filter, Group, idLookup, Sort, Update</p> <p><b>Description</b> The title of a document.</p>

## Usage

- Use this object to retrieve, query, update, and delete the latest version of a document in a library or a Salesforce file. Use the `ContentVersion` object to create, query, retrieve, search, edit, and update a specific version of a Salesforce CRM Content document or Salesforce file.
- The `query()` call doesn't return archived documents. The `queryAll()` call returns archived documents.
- You can't add new versions of archived documents.
- To query a file that is accessible only through a record share, you must specify the content ID of the file. When SOQL querying the `ContentVersion` object, either the `ContentVersionId` or the `ContentDocumentId` must be compounded by an AND operator.

For example,

```
SELECT FileExtension, Title FROM ContentVersion
WHERE (ContentDocumentId = '<ContentDocumentId>' or Id='<ContentVersionId>') and
IsLatest=true
```

```
SELECT Id, VersionData, FileExtension, Title FROM ContentVersion
WHERE ContentDocumentId='<ContentDocumentId>' AND FirstPublishLocationId =
'<FirstPublishLocationId>'
```

- To create a document, create version via the `ContentVersion` object without setting the `ContentDocumentId`. This process automatically creates a parent document record. When adding a new version of the document, you must specify an existing `ContentDocumentId` which initiates the revision process for the document. When the latest version is published, the title, owner, and publish status fields are updated in the document.
- When you delete a document, all versions of that document are deleted, including ratings, comments, and tags.
- If you query versions in the API, versions with a `PublishStatus` of `Upload Interrupted` are not returned.
- A document record is a container for multiple version records. You create a version to add a document to the system. The new version contains the actual file data which allows the document to have multiple versions. The version stores the body of the uploaded document.
- Assign topics to `ContentDocument` using `TopicAssignment` in API version 37.0 or later.

## Associated Objects

This object has the following associated objects. Unless noted, associated objects are available in the same API version as this object.

### **ContentDocumentFeed** (API version 20.0)

Feed tracking is available for the object.

**ContentDocumentHistory**

History is available for tracked fields of the object.

SEE ALSO:

[ContentDocumentHistory](#)

[ContentVersion](#)

## ContentDocumentHistory

---

Represents the history of a document. This object is available in versions 17.0 and later.

### Supported Calls

`describeSObjects()`, `getDeleted()`, `getUpdated()`, `query()`, `retrieve()`

### Special Access Rules

- Customer and Partner Portal users must have the “View Content in Portal” permission to query content in libraries where they have access.
- A user can query all versions of a document from their personal library and any version that is part of or shared with a library where they are a member, regardless of library permissions.

### Fields

Field	Details
<code>ContentDocumentId</code>	<p><b>Type</b> reference</p> <p><b>Properties</b> Filter, Group, Sort</p> <p><b>Description</b> ID of the document.</p>
<code>DataType</code>	<p><b>Type</b> picklist</p> <p><b>Properties</b> Filter, Group, Nillable, Restricted picklist, Sort</p> <p><b>Description</b> Data type of the field that was changed.</p>
<code>Division</code>	<p><b>Type</b> picklist</p>

Field	Details
	<p><b>Properties</b> Defaulted on create, Filter, Group, Restricted picklist, Sort</p> <p><b>Description</b> A logical segment of your organization's data. For example, if your company is organized into different business units, you could create a division for each business unit, such as "North America," "Healthcare," or "Consulting." Available only if the organization has the Division permission enabled.</p>
Field	<p><b>Type</b> picklist</p> <p><b>Properties</b> Filter, Group, Sort, Restricted picklist</p> <p><b>Description</b> The name of the field that was changed. Possible values include:</p> <ul style="list-style-type: none"> <li>• <code>contentDocPublished</code>—The document is published into a library.</li> <li>• <code>contentDocUnpublished</code>—The document is archived or removed from a library, either directly or when the owning library is changed.</li> <li>• <code>contentDocRepublished</code>—The document is removed from the archive.</li> <li>• <code>contentDocFeatured</code>—The document is featured.</li> <li>• <code>contentDocSubscribed</code>—The document is subscribed to.</li> <li>• <code>contentDocUnsubscribed</code>—The document is no longer subscribed to.</li> </ul>
NewValue	<p><b>Type</b> anyType</p> <p><b>Properties</b> Nillable, Sort</p> <p><b>Description</b> The new value of the field that was changed.</p>
OldValue	<p><b>Type</b> anyType</p> <p><b>Properties</b> Nillable, Sort</p> <p><b>Description</b> The latest value of the field before it was changed.</p>

## Usage

Use this read-only object to query the history of a document.

SEE ALSO:

[ContentDocument](#)

## ContentDocumentLink

---

Represents the link between a Salesforce CRM Content document or Salesforce file and where it's shared. A file can be shared with other users, groups, records, and Salesforce CRM Content libraries. This object is available in versions 21.0 and later for Salesforce CRM Content documents and Salesforce Files.

## Supported Calls

`create()`, `delete()`, `describeSObjects()`, `query()`, `retrieve()`, `update()`, `upsert()`

## Special Access Rules

- In API versions 33.0 and later, you can create and delete ContentDocumentLink objects with a `LinkedEntityId` of any record type that can be tracked in the feed, even if feed tracking is disabled for that record type.
- In API versions 25.0 and later, you can create ContentDocumentLink objects with a `LinkedEntityId` of type `User`, `CollaborationGroup`, or `Organization`.
- In API versions 21.0 and later, users with explicit Viewer access (the file has been directly shared with the user) to a file can delete ContentDocumentLink objects between the file and other users who have Viewer access. In the same API versions, any user with Viewer access to a file can delete ContentDocumentLink objects between the file and organizations or groups of which they are a member.
- For organizations with Communities enabled, a document can only be shared with users and groups that are a part of the [community](#) the file was created in.

## Fields

Field	Details
<code>ContentDocumentId</code>	<p><b>Type</b> reference</p> <p><b>Properties</b> Create, Filter, Group, Sort</p> <p><b>Description</b> ID of the document.</p>
<code>LinkedEntityId</code>	<p><b>Type</b> reference</p>

Field	Details
	<p><b>Properties</b> Create, Filter, Group, Sort</p> <p><b>Description</b> ID of the linked object. Can include Chatter users, groups, records (any that support Chatter feed tracking including custom objects), and Salesforce CRM Content libraries.</p> <p>Using the API only, you can relate notes to custom settings.</p>
ShareType	<p><b>Type</b> picklist</p> <p><b>Properties</b> Create, Filter, Group, Nillable, Restricted picklist, Sort, Update</p> <p><b>Description</b> Required. The permission granted to the user of the shared file in a library. This is determined by the permission the user already has in the library. This field is available in API version 25.0 and later.</p> <p><b>V</b> Viewer permission. The user can explicitly view but not edit the shared file.</p> <p><b>C</b> Collaborator permission. The user can explicitly view and edit the shared file.</p> <p><b>I</b> Inferred permission. The user's permission is determined by the related record. For shares with a library, this is defined by the permissions the user has in that library. Inferred permission on shares with libraries and file owners is available in API versions 21.0 and later. Inferred permission on shares with standard objects is available in API versions 36.0 and later.</p>
Visibility	<p><b>Type</b> picklist</p> <p><b>Properties</b> Create, Filter, Group, Nillable, Sort, Update</p> <p><b>Description</b> Specifies whether this file is available to all users, internal users, or shared users. This field is available in API version 26.0 and later.</p> <p>Visibility can have the following values.</p> <ul style="list-style-type: none"> <li>• <b>AllUsers</b>—The file is available to all users who have permission to see the file.</li> <li>• <b>InternalUsers</b>—The file is available only to internal users who have permission to see the file.</li> <li>• <b>SharedUsers</b>—The file is available to all users who can see the feed to which the file is posted. SharedUsers is used only for files shared with users, and is available only when an org has private org-wide sharing on by default. The SharedUsers value is available in API version 32.0 and later.</li> </ul> <p>Note the following exceptions for Visibility.</p>

Field	Details
	<ul style="list-style-type: none"> <li>• <code>AllUsers</code> &amp; <code>InternalUsers</code> values apply to files posted on standard and custom object records, but not to users, groups, or content libraries.</li> <li>• For posts to a record feed, <code>Visibility</code> is set to <code>InternalUsers</code> for all internal users by default.</li> <li>• External users can set <code>Visibility</code> only to <code>AllUsers</code>.</li> <li>• On user and group posts, only internal users can set <code>Visibility</code> to <code>InternalUsers</code>.</li> <li>• For posts to a user feed, if the organization-wide default for user sharing is set to private, <code>Visibility</code> is set to <code>SharedUsers</code>.</li> <li>• Only internal users can update <code>Visibility</code>.</li> <li>• <code>Visibility</code> can be updated on links to files posted on standard and custom object records, but not to users, groups, or content libraries.</li> <li>• <code>Visibility</code> is updatable in API version 43.0 and later.</li> </ul> <p>The <code>visibility</code> setting on <code>ContentDocumentLink</code> determines a file's visibility on a record post. When a file has multiple references posted in a feed, the file's visibility is determined by the most visible setting.</p>

## Usage

Use this object to query the locations where a file is shared or query which files are linked to a particular location. For example, the following query returns a particular document shared with a Chatter group:

```
SELECT ContentDocument.title FROM ContentDocumentLink WHERE ContentDocumentId =
'069D00000000so2' AND LinkedEntityId = '0D5000000089123'
```

- You can't run a query without filters against `ContentDocumentLink`.
- You can't filter on `ContentDocument` fields if you're filtering by `ContentDocumentId`. You can only filter on `ContentDocument` fields if you're filtering by `LinkedEntityId`.
- You can't filter on the related object fields. For example, you can't filter on the properties of the account to which a file is linked. You can filter on the properties of the file, such as the title field.

A SOQL query must filter on one of `Id`, `ContentDocumentId`, or `LinkedEntityId`.

The `ContentDocumentLink` object supports triggers before and after these operations: insert, update, delete.

 **Example:** This trigger for the `ContentDocumentLink` object prevents public XLSX files from being shared.

```
trigger NoShareXLSX on ContentDocumentLink (after insert) {
    for (ContentDocumentLink cdl : trigger.new) {
        if (!CDLHelper.isSharingAllowed(cdl)) {
            cdl.addError('Sorry, you cannot share this file.');
```



The trigger calls this helper class.

```

public class CDLHelper {

    /**
     * Gets FileExtension of the inserted content.
     */
    public static String getFileExtension(ContentDocumentLink cdl) {
        String fileExtension;
        String docId = cdl.ContentDocumentId;
        FileExtension = [select FileExtension from ContentVersion where ContentDocumentId
= :docId].get(0).FileExtension;
        return FileExtension;
    }

    /**
     * Checks the file's PublishStatus and FileExtension to decide whether user can
share the file with others.
     * PublishStatus 'P' means the document is in a public library.
     */
    public static boolean isSharingAllowed(ContentDocumentLink cdl) {
        String docId = cdl.ContentDocumentId;
        ContentVersion version = [select PublishStatus,FileExtension from ContentVersion
where ContentDocumentId = :docId].get(0);
        if (version.PublishStatus.equals('P') && (version.FileExtension != null &&
version.FileExtension.equals('xlsx'))) {
            return false;
        }
        return true;
    }

    /**
     * Gets the parent account name if the file is linked to an account.
     */
    public static String getAccountName(ContentDocumentLink cdl) {
        String name;
        String id = cdl.LinkedEntityId;
        if (id.substring(0,3) == '001') {
            name = [select Name from Account where Id = :id].get(0).Name;
        }
        return name;
    }
}

```

**!** **Important:** Apex has a per organization limit of 10 concurrent requests that last longer than 5 seconds. A trigger that uploads files can easily hit this limit.

SEE ALSO:

[ContentDocument](#)

## ContentDocumentListViewMapping

---

Represents an association between a ListView and a Quip ContentDocument. Applies to Quip file types only. Maintains the mapping between a list view and Quip document when the list view is exported to a newly created Quip document. This object is available in API version 44.0 and later.

### Supported Calls

`create()`, `delete()`, `describeLayout()`, `describeSObjects()`, `getDeleted()`, `getUpdated()`, `query()`, `retrieve()`, `undelete()`, `update()`, `upsert()`

### Special Access Rules

To use this object, the Files Connect and Quip permissions must be enabled in the org.

To insert and update this object through the API, the QuipMassAction gater permission must also be enabled.

### Fields

Field	Details
ContentDocumentId	<p><b>Type</b> reference</p> <p><b>Properties</b> Create, Filter, Group, Sort</p> <p><b>Description</b> ID of the document.</p>
LastReferencedDate	<p><b>Type</b> dateTime</p> <p><b>Properties</b> Filter, Nillable, Sort</p> <p><b>Description</b> The timestamp for when the current user last viewed a record related to this record</p>
LastViewedDate	<p><b>Type</b> dateTime</p> <p><b>Properties</b> Filter, Nillable, Sort</p> <p><b>Description</b> The timestamp for when the current user last viewed this document.</p>
ListViewId	<p><b>Type</b> reference</p>

Field	Details
	<p><b>Properties</b> Create, Filter, Group, Sort</p> <p><b>Description</b> ID of the list view associated with the document.</p>
Name	<p><b>Type</b> string</p> <p><b>Properties</b> Create, Filter, Group, idLookup, Sort, Update</p> <p><b>Description</b> Name of the document.</p>

## Usage

ContentDocumentListViewMapping is used primarily by the Quip list view integration feature. Only Quip file types (Quip sheets and docs) are supported. The ContentDocumentId field must point to a Quip file.

## ContentDocumentSubscription

Represents a subscription for a user following or commenting on a file in a library. This object is available in API version 42.0 and later.

## Supported Calls

`delete()`, `describeSObjects()`, `query()`, `retrieve()`

## Special Access Rules

Only users with Modify All Data permission have access to this object.

## Fields

Field	Details
ContentDocumentId	<p><b>Type</b> reference</p> <p><b>Properties</b> Filter, Group, Sort</p> <p><b>Description</b> ID of the file.</p>

Field	Details
IsCommentSub	<p><b>Type</b> boolean</p> <p><b>Properties</b> Defaulted on create, Filter, Group, Sort</p> <p><b>Description</b> Specifies whether the user made comments on the file.</p>
IsDocumentSub	<p><b>Type</b> boolean</p> <p><b>Properties</b> Defaulted on create, Filter, Group, Sort</p> <p><b>Description</b> Specifies whether the user follows the file.</p>
UserId	<p><b>Type</b> reference</p> <p><b>Properties</b> Filter, Group, Sort</p> <p><b>Description</b> ID of the user following or commenting on the file.</p>

## ContentFolder

---

Represents a folder in a content library for adding files. This object is available in API version 34.0 and later.

### Supported Calls

`create()`, `delete()`, `describeSObjects()`, `getDeleted()`, `getUpdated()`, `query()`, `retrieve()`, `undelete()`, `update()`, `upsert()`

### Special Access Rules

- Salesforce CRM Content or Chatter must be enabled to access ContentFolder.
- All users with a content feature license can modify folders in their personal library.
- To modify a folder, the user must be a member of the library and have permission to modify folders.

## Fields

Field Name	Details
Name	<p><b>Type</b> string</p> <p><b>Properties</b> Create, Filter, Group, idLookup, Sort, Update</p> <p><b>Description</b> Name of the folder.</p>
ParentContentFolderId	<p><b>Type</b> reference</p> <p><b>Properties</b> Create, Filter, Group, Nillable, Sort, Update</p> <p><b>Description</b> ID of the ParentFolder.</p>

## ContentFolderItem

Represents a file (ContentDocument) or folder (ContentFolder) that resides in a ContentFolder in a ContentWorkspace. This object is available in API version 35.0 and later.

## Supported Calls

`describeSObjects()`, `describeLayout()`, `query()`, `retrieve()`

## Special Access Rules

## Fields

Field Name	Details
ContentSize	<p><b>Type</b> int</p> <p><b>Properties</b> Filter, Group, Nillable, Sort</p> <p><b>Description</b> The file or folder size of the ContentFolderItem.</p>

Field Name	Details
FileExtension	<p><b>Type</b> string</p> <p><b>Properties</b> Filter, Group, Nillable, Sort</p> <p><b>Description</b> Specifies the file extension if the ContentFolderItem is a file.</p>
FileType	<p><b>Type</b> string</p> <p><b>Properties</b> Filter, Group, Nillable, Sort</p> <p><b>Description</b> Specifies the type of file if ContentFolderItem is a file.</p>
IsFolder	<p><b>Type</b> boolean</p> <p><b>Properties</b> Defaulted on create, Filter, Group, Sort</p> <p><b>Description</b> Indicates that the ContentFolderItem is a folder, and not a file.</p>
ParentContentFolderId	<p><b>Type</b> reference</p> <p><b>Properties</b> Filter, Group, Nillable, Sort</p> <p><b>Description</b> The ID of the ContentFolder that the ContentFolderItem resides in.</p>
Title	<p><b>Type</b> string</p> <p><b>Properties</b> Filter, Group, Sort</p> <p><b>Description</b> The name of the file or folder.</p>

## Usage

## ContentFolderLink

---

Defines the association between a library and its root folder. This object is available in API version 34.0 and later.

## Supported Calls

`describeSObjects()`, `query()`, `retrieve()`

## Special Access Rules

- Salesforce CRM Content must be enabled to access ContentFolderLink.
- ContentFolderLink is read-only in the context of a library.

## Fields

Field Name	Details
ContentFolderId	<p><b>Type</b> reference</p> <p><b>Properties</b> Filter, Group, Sort</p> <p><b>Description</b> ID of the folder.</p>
EnableFolderStatus	<p><b>Type</b> picklist</p> <p><b>Properties</b> Filter, Group, Nillable, Restricted picklist, Sort</p> <p><b>Description</b> Indicates the status of enabling folders for the library. Valid values are:</p> <ul style="list-style-type: none"> <li>• C — Completed folder enablement</li> <li>• S — Started folder enablement</li> <li>• F — Failed folder enablement</li> </ul> <p>This field is available in API version 39.0 and later.</p>
ParentEntityId	<p><b>Type</b> reference</p> <p><b>Properties</b> Filter, Group, Sort</p>

Field Name	Details
	<p><b>Description</b></p> <p>Name of the entity the folder hierarchy is linked to.</p>

## ContentFolderMember

---

Defines the association between a file and a folder. This object is available in API version 34.0 and later.

### Supported Calls

`describeSObjects()`, `delete()`, `query()`, `retrieve()`, `update()`

### Special Access Rules

- Salesforce CRM Content or Chatter must be enabled to access ContentFolderMember.
- All users with a content feature license can modify folders in their personal library.
- To modify ContentFolderMember, the user must be a member of the library and have permission to modify folders.

### Fields

Field Name	Details
ChildRecordId	<p><b>Type</b></p> <p>reference</p> <p><b>Properties</b></p> <p>Filter, Group, Sort</p> <p><b>Description</b></p> <p>ID of the file.</p>
ParentContentFolderId	<p><b>Type</b></p> <p>reference</p> <p><b>Properties</b></p> <p>Filter, Group, Sort, Update</p> <p><b>Description</b></p> <p>ID of the folder the file is in.</p>

## ContentHubItem

---

Represents a file or folder in a Files Connect external data source, such as Microsoft SharePoint or OneDrive for Business. This object is available in API version 33.0 and later.



## Special Access Rules

Chatter and Files Connect must be enabled for the organization.


## Supported Calls

`describeSObjects()`, `query()`, `search()`

## Fields

Field Name	Details
<code>ContentHubRepositoryId</code>	<p><b>Type</b> reference</p> <p><b>Properties</b> Filter, Group, Nillable</p> <p><b>Description</b> The ID for the related external data source described by the <a href="#">ContentHubRepository</a> object.</p>
<code>ContentModifiedDate</code>	<p><b>Type</b> dateTime</p> <p><b>Properties</b> Nillable</p> <p><b>Description</b> Date the file or folder content last changed.</p>
<code>ContentSize</code>	<p><b>Type</b> int</p> <p><b>Properties</b> Group, Nillable</p> <p><b>Description</b> File or folder size.</p>
<code>Description</code>	<p><b>Type</b> string</p> <p><b>Properties</b> Filter, Group, Nillable</p> <p><b>Description</b> Explanation of item in external data source.</p>
<code>ExternalContentUrl</code>	<p><b>Type</b> url</p>


Field Name	Details
	<p><b>Properties</b> Group, Nillable</p> <p><b>Description</b> The URL of the document content in the external data source.</p>
ExternalDocumentUrl	<p><b>Type</b> url</p> <p><b>Properties</b> Group, Nillable</p> <p><b>Description</b> The URL of the detail page in the external data source.</p>
ExternalId	<p><b>Type</b> string</p> <p><b>Properties</b> Filter, Group, Nillable, Sort</p> <p><b>Description</b> ID for the file or folder in the external data source.</p>
FileExtension	<p><b>Type</b> string</p> <p><b>Properties</b> Group, Nillable</p> <p><b>Description</b> File format extension, such as .doc or .pdf</p>
FileType	<p><b>Type</b> string</p> <p><b>Properties</b> Group, Nillable</p> <p><b>Description</b> Complete file type, such as "Microsoft Word Document."</p>
IsFolder	<p><b>Type</b> boolean</p> <p><b>Properties</b> Defaulted on create, Filter, Group, Sort</p> <p><b>Description</b> Indicates whether item is a folder or file.</p>
MimeType	<p><b>Type</b> string</p>

Field Name	Details
	<p><b>Properties</b> Filter, Group, Nillable</p> <p><b>Description</b> MIME type of the content.</p>
Name	<p><b>Type</b> string</p> <p><b>Properties</b> Filter, Nillable, Sort</p> <p><b>Description</b> Name of the file or folder in the external data source.</p>
Owner	<p><b>Type</b> string</p> <p><b>Properties</b> Filter, Group, Nillable</p> <p><b>Description</b> Username of the content owner in the external data source.</p>
ParentId	<p><b>Type</b> string</p> <p><b>Properties</b> Filter, Group, Nillable</p> <p><b>Description</b> The ID of the parent folder for the record.</p> <p>This field isn't returned in queries or searches of the ContentHubItem object. It supports only WHERE clauses, such as the following:</p> <pre>WHERE ContentHubRepositoryId = &lt;ID of external source&gt; and ParentId = &lt;ID of parent folder or record&gt;.</pre> <p>Or specify WHERE ParentId = &lt;name of root folder&gt; to return the children of the root folder.</p> <p> <b>Tip:</b> The ParentId field supports both Salesforce IDs (in the format "0CHxxx") and external IDs.</p>
Title	<p><b>Type</b> string</p> <p><b>Properties</b> Group, Nillable</p>

Field Name	Details
	<p><b>Description</b></p> <p>The title that appears in the content, which often differs from the <code>Name</code> of the containing file or folder.</p>
UpdatedBy	<p><b>Type</b></p> <p>string</p> <p><b>Properties</b></p> <p>Group, Nillable</p> <p><b>Description</b></p> <p>Username for the person who last updated the file.</p>

## Usage

The following SOQL query examples show how to retrieve files and folders from a Files Connect external data source. These examples use placeholders for ID values for the repository ID and folder IDs. Before running these queries, replace the placeholders with valid ID values for your external data source and folders.

 **Important:** You must filter queries and searches on ContentHubItem with the ContentHubRepositoryId field; for example, `SELECT Id FROM ContentHubItem WHERE ContentHubRepositoryId = <ID of external data source>`.

**Example 1:** Get the ID and name of the root folder in an external file source.

```
SELECT Id, Name
FROM ContentHubItem
WHERE ContentHubRepositoryId = '<repository ID>' AND ParentId = NULL
```

**Example 2:** List all folders and files under the specified root folder.

```
SELECT Id, Name
FROM ContentHubItem
WHERE ContentHubRepositoryId = '<repository ID>' AND ParentId = '<root folder ID>'
```

**Example 3:** List all external file data sources by querying ContentHubRepository.

```
SELECT DeveloperName
FROM ContentHubRepository
```

**Example 4:** List all files and folders in a given folder and external file source.

```
SELECT Id, Name
FROM ContentHubItem
WHERE ContentHubRepositoryId = '<repository ID>' AND ParentId = '<parent folder ID>'
```

**Example 5:** To return only folders in the result set, add `IsFolder = true` in the `WHERE` clause to a query that returns files and folders. For example, the following query lists all folders under the root folder.

```
SELECT Id, Name
FROM ContentHubItem
```

```
WHERE ContentHubRepositoryId = '<repository ID>' AND ParentId = '<root folder ID>'
AND IsFolder = true
```

**Example 6:** Retrieve a link that is used to open the specified document in an external source.

```
SELECT ExternalDocumentUrl
FROM ContentHubItem
WHERE ContentHubRepositoryId = '<repository ID>' AND Id = '<document ID>'
```

**SOSL Example:** Retrieve the ID and name of all documents that contain the search string. The result set is limited to the first 10 documents.

```
FIND {<search string>}
RETURNING ContentHubItem(Id, Name
                        WHERE ContentHubRepositoryId = '<repository ID>')
LIMIT 10
```

## ContentHubRepository

Represents a Files Connect external data source such as Microsoft SharePoint or OneDrive for Business. This object is available in API version 33.0 and later.


### Special Access Rules

Chatter and Files Connect must be enabled for the organization.

### Supported Calls

`describeLayout()`, `describeSObjects()`, `query()`, `retrieve()`

### Fields

Field Name	Details
DeveloperName	<p><b>Type</b> string</p> <p><b>Properties</b> Filter, Group, Sort</p> <p><b>Description</b> The unique name of the record in the API. This name can contain only underscores and alphanumeric characters, and must be unique in your org. It must begin with a letter, not include spaces, not end with an underscore, and not contain two consecutive underscores. This field is automatically generated but you can supply your own value if you create the record using the API.</p> <p> <b>Note:</b> When creating large sets of data, always specify a unique <code>DeveloperName</code> for each record. If no <code>DeveloperName</code> is specified, performance may slow while Salesforce generates one for each record.</p>

Field Name	Details
MasterLabel	<p><b>Type</b> string</p> <p><b>Properties</b> Filter, Group, Nillable, Sort</p> <p><b>Description</b> Master label for the external data source. This display value is the internal label and does not get translated.</p>
Type	<p><b>Type</b> string</p> <p><b>Properties</b> Filter, Group, Nillable, Sort</p> <p><b>Description</b> The data source type. Possible values are:</p> <ul style="list-style-type: none"> <li>• contenthubGoogleDrive</li> <li>• contenthubOffice365</li> <li>• contenthubOneDrive</li> <li>• contenthubSharepoint</li> <li>• contenthubBox</li> <li>• contenthubQuip</li> </ul>

## ContentNote

---

Represents a note created with the enhanced note taking tool, released in Winter '16. This object is available in API version 32.0 and later.

## Supported Calls

`create()`, `delete()`, `describeLayout()`, `describeSObjects()`, `query()`, `retrieve()`, `search()`, `update()`

## Special Access Rules

- Notes must be enabled.

## Fields

Field	Details
Content	<p><b>Type</b> base64</p>

Field	Details
	<p><b>Properties</b> Create, Nillable, Update</p> <p><b>Description</b> The content or body of the note, which can include properly formatted HTML or plain text. When a document is uploaded or downloaded via the API, it should be base64 encoded (for upload) or decoded (for download). Any special characters within plain text in the <code>Content</code> field must be escaped. You can escape special characters by calling <code>content.escapeHtml4()</code>. If the input contains unsafe HTML characters, we automatically strip them out before saving the content.</p>
<code>ContentModifiedDate</code>	<p><b>Type</b> dateTime</p> <p><b>Properties</b> Filter, Nillable, Sort</p> <p><b>Description</b> Date the document was modified. <code>ContentModifiedDate</code> updates when, for example, the document is renamed or a new document version is uploaded.  This field is available in API version 48.0 and later.</p>
<code>ContentSize</code>	<p><b>Type</b> int</p> <p><b>Properties</b> Filter, Group, Nillable, Sort</p> <p><b>Description</b> Size of the note in bytes.</p>
<code>CreatedById</code>	<p><b>Type</b> reference</p> <p><b>Properties</b> Create (for users assigned the Set Audit Fields Upon Creation permission), Defaulted on createFilter, Group, Sort, Update (for users assigned the Set Audit Fields Upon Creation permission)</p> <p><b>Description</b> ID of the user who created the note.</p>
<code>CreatedDate</code>	<p><b>Type</b> dateTime</p> <p><b>Properties</b> Create (for users assigned the Set Audit Fields Upon Creation permission), Defaulted on create, Filter, Sort, Update (for users assigned the Set Audit Fields Upon Creation permission)</p> <p><b>Description</b> Date the note was created.</p>

Field	Details
FileExtension	<p><b>Type</b> string</p> <p><b>Properties</b> Filter, Group, Nillable, Sort</p> <p><b>Description</b> File extension of the note.</p>
FileType	<p><b>Type</b> string</p> <p><b>Properties</b> Filter, Group, Nillable, Sort</p> <p><b>Description</b> Type of file for the note. All notes have a file type of <code>SNOTE</code>.</p>
Id	<p><b>Type</b> id</p> <p><b>Properties</b> Defaulted on createFilter, Group, Nillable, Sort</p> <p><b>Description</b> ID of the note.</p>
IsDeleted	<p><b>Type</b> boolean</p> <p><b>Properties</b> Defaulted on create, Filter, Group, Sort</p> <p><b>Description</b> Indicates whether the note has been deleted.</p>
IsReadOnly	<p><b>Type</b> boolean</p> <p><b>Properties</b> Defaulted on create, Group, Sort</p> <p><b>Description</b> Indicates whether the note is read only.</p>
LastModifiedById	<p><b>Type</b> reference</p> <p><b>Properties</b> Defaulted on create, Filter, Group, Sort, Update (for users assigned the Set Audit Fields Upon Creation permission)</p>



Field	Details
	<p><b>Description</b> The ID of the user who last modified the note.</p>
LastViewedDate	<p><b>Type</b> dateTime</p> <p><b>Properties</b> Filter, Nillable Sort</p> <p><b>Description</b> Date the note was last viewed. This field is available in API version 35.0 and later.</p>
LatestPublishedVersionId	<p><b>Type</b> reference</p> <p><b>Properties</b> Filter, Group, Nillable, Sort</p> <p><b>Description</b> ID of the ContentVersion for the latest published version of the note.</p>
OwnerId	<p><b>Type</b> reference</p> <p><b>Properties</b> Create (for users assigned the Set Audit Fields Upon Creation permission), Defaulted on create, Filter, Group, Sort, Update (for users assigned the Set Audit Fields Upon Creation permission)</p> <p><b>Description</b> ID of the owner of the note.</p>
SharingPrivacy	<p><b>Type</b> picklist</p> <p><b>Properties</b> Create, Defaulted on create, Filter, Group, Restricted picklist, Sort, Update</p> <p><b>Description</b> Controls sharing privacy for a file. Only administrators and file owners with Collaborator access to the file can modify this field. Default is <code>Visible to Anyone With Record Access</code>. When set to <code>Private on Records</code>, the file is private on records but can be shared selectively with others.  This field is available in API versions 41.0 and later.</p>
TextPreview	<p><b>Type</b> string</p> <p><b>Properties</b> Filter, Group, Nillable, Sort</p>

Field	Details
	<p><b>Description</b></p> <p>A preview of the note's content. This field is available in API version 35.0 and later.</p>
Title	<p><b>Type</b></p> <p>string</p> <p><b>Properties</b></p> <p>Create, Filter, Group, idLookup, Namefield, Sort, Update</p> <p><b>Description</b></p> <p>Title of the note.</p>

## Usage

- Use ContentNote to create, query, retrieve, search, edit, and update notes.
- ContentNote is built on ContentVersion, and so it has many of the same usages.
- Not all fields can be set for notes. Only the `Content` and `Title` fields can be updated.
- The maximum file size you can upload via the SOAP API is 50 MB. When a document is uploaded or downloaded via the API, it is converted to base64. This conversion increases the document size by approximately 37%. Account for the base64 conversion increase so that the file you plan to upload is less than 50 MB after conversion.
- You can convert old Note records to Lightning Experience, so users can view and edit notes from the Notes & Attachments related list in Lightning Experience. Users can edit their converted notes, which are accessible from the Notes related list and Notes tab. Copy old Note records to newly created ContentNote records. Users assigned the Set Audit Fields Upon Creation permission can set the owner, created date, and last modified date on ContentNote records.
- SOQL and SOSL queries on the ContentNote return only the most recent version of the note.
- To relate a note to a record, use [ContentDocumentLink](#).

For example, the following Apex code creates a note and escapes any special characters so they are converted to their HTML equivalents.

 **Note:** Apex code doesn't need to be encoded to base64 before it is uploaded and downloaded.

```
ContentNote cn = new ContentNote();
cn.Title = 'test1';
String body = 'Hello World. Before insert/update, escape special characters such as ", ',
  &, and other standard escape characters.';
cn.Content = Blob.valueOf(body.escapeHTML4());
insert(cn);
```

In this example, the following code creates a note using text that is already formatted as HTML, so it does not need to be escaped.

```
ContentNote cn = new ContentNote();
cn.Title = 'test2';
String body = '<b>Hello World. Because this text is already formatted as HTML, it does not
  need to be escaped.
  Special characters such as &quot;;, etc. must already use their HTML equivalents.</b>';
cn.Content = body;
insert(cn);
```

# ContentNotification

---

Represents a notification for a file. This object is available in API version 42.0 and later.

## Supported Calls

`delete()`, `describeSObjects()`, `query()`, `retrieve()`

## Special Access Rules

Only users with Modify All Data permission have access to this object.

## Fields

Field	Details
<code>EntityIdentifierId</code>	<p><b>Type</b> reference</p> <p><b>Properties</b> Filter, Group, Nillable, Sort</p> <p><b>Description</b> ID of the object with the notification.</p>
<code>EntityType</code>	<p><b>Type</b> string</p> <p><b>Properties</b> Filter, Group, Nillable, Sort</p> <p><b>Description</b> Type of object with the notification. One of the following.</p> <ul style="list-style-type: none"> <li>• <code>ContentDocument</code></li> <li>• <code>ContentTagName</code></li> <li>• <code>ContentVersion</code></li> <li>• <code>ContentWorkspace</code></li> <li>• <code>ContentWorkspacePermission</code></li> <li>• <code>User</code></li> </ul>
<code>Nature</code>	<p><b>Type</b> string</p> <p><b>Properties</b> Filter, Group, Nillable, Sort</p> <p><b>Description</b> Type of notification.</p>

Field	Details
Subject	<p><b>Type</b> textarea</p> <p><b>Properties</b> Filter, Nillable, Sort</p> <p><b>Description</b> Subject of the notification.</p>
Text	<p><b>Type</b> textarea</p> <p><b>Properties</b> Filter, Nillable, Sort</p> <p><b>Description</b> Text of the notification.</p>
UsersId	<p><b>Type</b> reference</p> <p><b>Properties</b> Filter, Group, Sort</p> <p><b>Description</b> ID of the user who received the notification.</p>

## ContentTagSubscription

---

Represents a subscription for a user following a tag on a file. This object is available in API version 42.0 and later.

### Supported Calls

`delete()`, `describeSObjects()`, `query()`, `retrieve()`

### Special Access Rules

Only users with Modify All Data permission have access to this object.

### Fields

Field	Details
UserId	<p><b>Type</b> reference</p>

Field	Details
	<p><b>Properties</b> Filter, Group, Nillable, Sort</p> <p><b>Description</b> ID of the user following the tag on the file.</p>

## ContentUserSubscription

Represents a subscription for a user following another user. This object is available in API version 42.0 and later.

### Supported Calls

`delete()`, `describeSObjects()`, `query()`, `retrieve()`

### Special Access Rules

Only users with Modify All Data permission have access to this object.

### Fields

Field	Details
SubscribedToUserId	<p><b>Type</b> reference</p> <p><b>Properties</b> Filter, Group, Sort</p> <p><b>Description</b> ID of the user who is followed by another user.</p>
SubscriberUserId	<p><b>Type</b> reference</p> <p><b>Properties</b> Filter, Group, Sort</p> <p><b>Description</b> ID of the user who follows another user.</p>

## ContentVersion

Represents a specific version of a document in Salesforce CRM Content or Salesforce Files. This object is available in versions 17.0 and later for Salesforce CRM Content documents. This object is available in versions 20.0 and later for Salesforce Files.

The maximum number of versions that can be published in a 24-hour period is 200,000.

**Note:** Depending on how files are shared, queries on `ContentDocument` and `ContentVersion` without specifying an ID won't return all files a user has access to. For example, if a user only has access to a file because they have access to a record that the file is shared with, the file won't be returned in a query such as "SELECT Id FROM ContentDocument."

## Supported Calls

`create()`, `describeLayout()`, `describeSObjects()`, `query()`, `retrieve()`, `search()`, `update()`, `upsert()`

## Special Access Rules

- All users with a content feature license can create versions in their personal library. Customer and Partner Portal users must also supply the `NetworkId` of the [community](#) in the request.
- By default, users (including users with the "View All Data" permission) can only query files they have access to, including:
  - Salesforce Files in their personal library and in libraries they're a member of, regardless of library permissions (API version 17.0 and later).
  - Salesforce Files they own, shared directly with them, posted on their profile, or posted on groups they can see (API version 21.0 and later).

Enable the Query All Files permission to let your View All Data users bypass the restrictions on querying files.

- Query All Files returns all files, including files in non-member libraries and files in unlisted groups.
- Users can't edit, upload new versions, or delete files they don't have access to.
- View All Data permission is required to enable Query All Files.
- All users can update versions in their personal library.
- The owner of a version or document can update the document if they are a member of the library, regardless of library permissions.
- To update a Salesforce CRM Content document, the user must be a member of the library with one of these library privileges enabled:
  - "Add Content"
  - "Add Content On Behalf of Others"
  - "Manage Library"
- Customer and Partner Portal users must have the "View Content in Portal" permission to query content in libraries where they have access.
- Customer and Partner Portal users can only publish, version, or edit documents if they have a Salesforce CRM Content feature license.
- `FileType` is defined by either `ContentUrl` for links or `PathOnClient` for documents, but not both.
- In API version 34.0 and later, any file can be shared with libraries, whether the file originated in Chatter or in Salesforce CRM Content.
- In API version 39.0 and later, custom Apex download handlers can be created that can control access to documents. See the [Apex Developer Guide](#) for more information.

## Fields

Field	Details
Checksum	Type string


Field	Details
	<p><b>Properties</b> Filter, Group, Nillable, Sort</p> <p><b>Description</b> MD5 checksum for the file.</p>
ContentBodyId	<p><b>Type</b> reference</p> <p><b>Properties</b> Create, Filter, Group, Nillable, Sort</p> <p><b>Description</b> Allows inserting a file version independently of the file blob being uploaded. This field is available for query and insert only. It can only point to a ContentBody record. This field is available in API version 40.0 and later.</p>
ContentDocumentId	<p><b>Type</b> reference</p> <p><b>Properties</b> Create, Filter, Group, Sort</p> <p><b>Description</b> ID of the document.</p>
ContentLocation	<p><b>Type</b> picklist</p> <p><b>Properties</b> Create, Filter, Group, Restricted picklist, Sort</p> <p><b>Description</b> Origin of the document. Valid values are:</p> <ul style="list-style-type: none"> <li>• <b>S</b>—Document is located within Salesforce. Label is <b>Salesforce</b>.</li> <li>• <b>E</b>—Document is located outside of Salesforce. Label is <b>External</b>.</li> <li>• <b>L</b>—Document is located on a social network and accessed via Social Customer Service. Label is <b>Social Customer Service</b>.</li> </ul>
ContentModifiedById	<p><b>Type</b> reference</p> <p><b>Properties</b> Filter, Group, Nillable, Sort</p> <p><b>Description</b> ID of the user who modified the document.</p>
ContentModifiedDate	<p><b>Type</b> dateTime</p>

Field	Details
	<p><b>Properties</b> Create, Filter, Nillable, Sort</p> <p><b>Description</b> Date the document was modified.  ContentModifiedDate updates when, for example, the document is renamed or a new document version is uploaded. When uploading the first version of a document, ContentModifiedDate can be set to the current time or any time in the past.</p>
ContentSize	<p><b>Type</b> int</p> <p><b>Properties</b> Filter, Group, Nillable, Sort</p> <p><b>Description</b> Size of the document in bytes. Always zero for links.</p>
ContentUrl	<p><b>Type</b> url</p> <p><b>Properties</b> Create, Filter, Group, Nillable, Sort, Update</p> <p><b>Description</b> URL for links. This is only set for links. One of the fields that determines the FileType. The character limit in API versions 49.0 and later is 1,300. The character limit in API versions 32.0 and earlier was 255.</p>
Description	<p><b>Type</b> textarea</p> <p><b>Properties</b> Create, Filter, Nillable, Sort, Update</p> <p><b>Description</b> Description of the content version.</p>
Division	<p><b>Type</b> picklist</p> <p><b>Properties</b> Defaulted on create, Filter, Group, Restricted picklist, Sort</p> <p><b>Description</b> A logical segment of your organization's data. For example, if your company is organized into different business units, you could create a division for each business unit, such as "North America," "Healthcare," or "Consulting." Available only if the organization has the Division permission enabled.</p>




Field	Details
ExternalDataSourceId	<p><b>Type</b> reference</p> <p><b>Properties</b> Create, Filter, Group, Nillable, Sort, Update</p> <p><b>Description</b> ID of the external document referenced in the <code>ExternalDataSource</code> object.</p>
ExternalDocumentInfo1	<p><b>Type</b> string</p> <p><b>Properties</b> Create, Filter, Nillable, Sort, Update</p> <p><b>Description</b> Stores the URL of the file in the external content repository. The integration from the external source determines the content for this string. After the reference or copy is created, the URL of the external file is updated when you:</p> <ul style="list-style-type: none"> <li>• Republish a file reference in Lightning Experience</li> <li>• Open the document</li> <li>• Create a file reference in the Connect REST API with <code>reuseReference</code> set to true.</li> </ul> <p>When the file is updated, the shared link is updated to the most current version.</p>
ExternalDocumentInfo2	<p><b>Type</b> string</p> <p><b>Properties</b> Create, Filter, Nillable, Sort, Update</p> <p><b>Description</b> Contains the external file ID. Salesforce determines the content for this string, which is private. The content can change without notice, depending on the external system. After the file reference is created, this field isn't updated, even if the file path changes.</p>
FeaturedContentBoost	<p><b>Type</b> int</p> <p><b>Properties</b> Filter, Group, Nillable, Sort</p> <p><b>Description</b> Read only. Designates a document as featured.</p>
FeaturedContentDate	<p><b>Type</b> date</p> <p><b>Properties</b> Filter, Group, Nillable, Sort</p>

Field	Details
	<p><b>Description</b> Date the document was featured.</p>
FileExtension	<p><b>Type</b> string</p> <p><b>Properties</b> Filter, Group, Nillable, Sort</p> <p><b>Description</b> File extension of the document. This field is available in API version 31.0 and later.</p>
FileType	<p><b>Type</b> string</p> <p><b>Properties</b> Filter, Group, Sort</p> <p><b>Description</b> Type of content determined by <code>ContentUrl</code> for links or <code>PathOnClient</code> for documents.</p>
FirstPublishLocationId	<p><b>Type</b> reference</p> <p><b>Properties</b> Create, Filter, Group, Nillable, Sort</p> <p><b>Description</b> ID of the location where the version was first published. If the version is first published into a user's personal library or My Files, the field will contain the ID of the user who owns the personal library or My Files. In Lightning Experience, if the first version is published into a public library, the field will contain the ID of that library. Accepts all record IDs supported by <code>ContentDocumentLink</code> (anything a file can be attached to, like records and groups). Setting <code>FirstPublishLocationId</code> allows you to create a file and share it with an initial record/group in a single transaction, and have the option to create more links to share the file with other records or groups later. When a file is created, it's automatically linked to the record, and <code>PublishStatus</code> will change to Public from Pending/Personal. This field is only set the first time a version is published via the API. <code>FirstPublishLocationId</code> can't be set to another ID when a new content version is inserted.</p>
IsAssetEnabled	<p><b>Type</b> boolean</p> <p><b>Properties</b> Create, Group, Defaulted on create</p>

Field	Details
	<p><b>Description</b></p> <p>Can be specified on insert of ContentVersion to automatically convert a ContentDocument file into a ContentAsset. This field can be SOQL queried, but it can't be edited. This field is available in API version 38.0 and later.</p>
IsEncrypted	<p> <b>Note:</b> This information is about Shield Platform Encryption and not Classic Encryption.</p> <p><b>Type</b></p> <p>boolean</p> <p><b>Properties</b></p> <p>Defaulted on create, Filter, Group, Sort</p> <p><b>Description</b></p> <p>Indicates whether files are encrypted using Shield Platform Encryption (<code>true</code>) or not (<code>false</code>). This field is available in API version 34.0 and later.</p>
IsLatest	<p><b>Type</b></p> <p>boolean</p> <p><b>Properties</b></p> <p>Defaulted on create, Filter, Group, Sort</p> <p><b>Description</b></p> <p>Indicates whether this is the latest version of the document (<code>true</code>) or not (<code>false</code>).</p>
IsMajorVersion	<p><b>Type</b></p> <p>boolean</p> <p><b>Properties</b></p> <p>Create, Defaulted on create, Filter, Group, Sort</p> <p><b>Description</b></p> <p><code>true</code> if the document is a major version; <code>false</code> if the document is a minor version. Major versions can't be replaced.</p>
Language	<p><b>Type</b></p> <p>picklist</p> <p><b>Properties</b></p> <p>Create, Filter, Nillable, Restricted picklist, Update</p> <p><b>Description</b></p> <p>The language for this document. This field defaults to the user's language unless the organization is multi-language enabled.</p> <p>Specifies the language of the labels returned. The value must be a valid user locale (language and country), such as <code>de_DE</code> or <code>en_GB</code>. For more information on locales, see the <a href="#">Language</a> field on the CategoryNodeLocalization object.</p>
NegativeRatingCount	<p><b>Type</b></p> <p>int</p>

Field	Details
	<p><b>Properties</b> Filter, Group, Nillable, Sort</p> <p><b>Description</b> Read only. The number of times different users have given the document a thumbs down. Rating counts for the latest version are not version-specific. If Version 1 receives 10 thumbs-down votes, and Version 2 receives 2 thumbs-down votes, the <code>NegativeRatingCount</code> on Version 2 is 12. However, rating counts are not retroactive for prior versions. The <code>NegativeRatingCount</code> on Version 1 is 10.</p>
NetworkId	<p><b>Type</b> reference</p> <p><b>Properties</b> Create, Filter, Group, Nillable, Sort</p> <p><b>Description</b> ID of the <a href="#">community</a> that this file originated from. This field is available in API version 26.0 and later, if Salesforce Communities is enabled for your organization. You can only add a <code>NetworkId</code> when creating a file. You can't change or add a <code>NetworkId</code> for an existing file.</p>
Origin	<p><b>Type</b> picklist</p> <p><b>Properties</b> Create, Defaulted on create, Filter, Group, Restricted picklist, Sort</p> <p><b>Description</b> The source of the content version. Valid values are:</p> <ul style="list-style-type: none"> <li>• <b>C</b>—Content document from the user's personal library. Label is <b>Content</b>. The <code>FirstPublishLocationId</code> must be the user's ID. If <code>FirstPublishLocationId</code> is left blank, it defaults to the user's ID.</li> <li>• <b>H</b>—Salesforce file from the user's My Files. Label is <b>Chatter</b>. The <code>FirstPublishLocationId</code> must be the user's ID. If <code>FirstPublishLocationId</code> is left blank, it defaults to the user's ID. Origin can only be set to <b>H</b> if Chatter is enabled for your organization.</li> </ul> <p>This field defaults to C. Label is <b>Content Origin</b>.</p>
OwnerId	<p><b>Type</b> reference</p> <p><b>Properties</b> Create, Defaulted on create, Filter, Group, Sort, Update</p> <p><b>Description</b> ID of the owner of this document.</p>

Field	Details
PathOnClient	<p><b>Type</b> string</p> <p><b>Properties</b> Create, Filter, Nillable, Sort</p> <p><b>Description</b> The complete path of the document. One of the fields that determines the <code>FileType</code>.</p> <p> <b>Note:</b> Specify a complete path including the path extension in order for the document to be visible in the Preview tab.</p>
PositiveRatingCount	<p><b>Type</b> int</p> <p><b>Properties</b> Filter, Group, Nillable, Sort</p> <p><b>Description</b> Read only. The number of times different users have given the document a thumbs up.  Rating counts for the latest version are not version-specific. If Version 1 receives 10 thumbs-up votes, and Version 2 receives 2 thumbs-up votes, the <code>PositiveRatingCount</code> on Version 2 is 12. However, rating counts are not retroactive for prior versions. The <code>PositiveRatingCount</code> on Version 1 is 10.</p>
PublishStatus	<p><b>Type</b> picklist</p> <p><b>Properties</b> Defaulted on create, Filter, Group, Restricted picklist, Sort</p> <p><b>Description</b> Indicates if and how the document is published. Valid values are:</p> <ul style="list-style-type: none"> <li>• P—The document is published to a public library and is visible to other users. Label is <b>Public</b>.</li> <li>• R—The document is published to a personal library and is not visible to other users. Label is <b>Personal Library</b>.</li> <li>• U—The document is not published because publishing was interrupted. Label is <b>Upload Interrupted</b>.</li> </ul>
RatingCount	<p><b>Type</b> int</p> <p><b>Properties</b> Filter, Group, Nillable, Sort</p> <p><b>Description</b> Read only. Total number of positive and negative ratings.</p>

Field	Details
ReasonForChange	<p><b>Type</b> string</p> <p><b>Properties</b> Create, Filter, Nillable, Sort, Update</p> <p><b>Description</b> The reason why the document was changed. This field can only be set when inserting a new version (revising) a document.</p>
RecordTypeId	<p><b>Type</b> reference</p> <p><b>Properties</b> Create, Filter, Nillable, Update</p> <p><b>Description</b> ID of the record type of the version.  Custom fields are restricted in <code>RecordTypeId</code>. When an administrator creates a custom field via the API it must be added to at least one page layout:</p> <ul style="list-style-type: none"> <li>• If the custom field is added to the page layout associated with the General record type, the <code>RecordTypeId</code> that corresponds to that record type does not have to be set on the version record.</li> <li>• If the custom field is added to the page layout associated with a custom record type, the <code>RecordTypeId</code> that corresponds to that record type must be set on the version record.</li> </ul>
SharingOption	<p><b>Type</b> picklist</p> <p><b>Properties</b> Create, Defaulted on create, Filter, Group, Restricted picklist, Sort, Update</p> <p><b>Description</b> Controls whether sharing is frozen for a file. Only administrators and file owners with Collaborator access to the file can modify this field. Default is <code>Allowed</code>, which means that new shares are allowed. When set to <code>Restricted</code>, new shares are prevented without affecting existing shares.  This field is available in API versions 35.0 and later.</p>
SharingPrivacy	<p><b>Type</b> picklist</p> <p><b>Properties</b> Create, Defaulted on create, Filter, Group, Restricted picklist, Sort, Update</p> <p><b>Description</b> Controls sharing privacy for a file. Only administrators and file owners with Collaborator access to the file can modify this field. Default is <code>Visible to Anyone With Record</code></p>

Field	Details
	<p><b>Access.</b> When set to <code>Private</code> on <code>Records</code>, the file is private on records but can be shared selectively with others.</p> <p>This field is available in API versions 41.0 and later.</p>
TagCsv	<p><b>Type</b> textarea</p> <p><b>Properties</b> Create, Nillable, Sort, Update</p> <p><b>Description</b> Text used to apply tags to a content version via the API.</p>
TextPreview	<p><b>Type</b> string</p> <p><b>Properties</b> Nillable, Filter, Group, Sort</p> <p><b>Description</b> A preview of a document. Available in API version 35.0 and later.</p>
Title	<p><b>Type</b> string</p> <p><b>Properties</b> Create, Filter, Group, Sort, Update</p> <p><b>Description</b> The title of a document.</p>
VersionData	<p><b>Type</b> base64</p> <p><b>Properties</b> Create, Nillable, Update</p> <p><b>Description</b> The content or body of the note, which can include properly formatted HTML or plain text. When a document is uploaded or downloaded via the API, it should be base64 encoded (for upload) or decoded (for download). Any special characters within plain text in the <code>Content</code> field must be escaped. You can escape special characters by calling <code>content.escapeHtml4()</code>.</p> <p>This field can't be set for links.</p> <p>The maximum file size you can upload via the SOAP API is 50 MB. When a document is uploaded or downloaded via the API, it is converted to base64 and stored in <code>VersionData</code>. This conversion increases the document size by approximately 37%. Account for the base64 conversion increase so that the file you plan to upload is less than 50 MB after conversion.</p>

Field	Details
	If a custom Apex download handler is active, this field is accessed from the API, and the download is not allowed, Salesforce will return a <code>CONTENT_CUSTOMIZED_DOWNLOAD_EXCEPTION</code> error.
<code>VersionNumber</code>	<p><b>Type</b> string</p> <p><b>Properties</b> Filter, Group, Nillable, Sort</p> <p><b>Description</b> The version number. The number increments with each version of the document, for example, 1, 2, 3.</p>

## Usage

- Use this object to create, query, retrieve, search, edit, and update a specific version of a Salesforce CRM Content document or Salesforce file. Use the `ContentDocument` object to retrieve, query, update, and delete the latest version of a document, but not a content pack, in a library or a Salesforce file.
- Use this object to create, query, retrieve, search, edit, and update a specific version of a Salesforce file. Use the `ContentDocument` object to retrieve, query, update, and delete the latest version of a Salesforce file.
- To query a file that is shared only with a record, you must specify the content ID of the file.
- Not all fields can be set for Salesforce Files.
- You can only update a version if it is the latest version and if it is published.
- You can't archive versions.
- Using API version 32.0 and later, you can update record types on versions.
- You can't delete a version via the API.
- The maximum file size you can upload via the SOAP API is 50 MB. When a document is uploaded or downloaded via the API, it is converted to base64 and stored in `VersionData`. This conversion increases the document size by approximately 37%. Account for the base64 conversion increase so that the file you plan to upload is less than 50 MB after conversion.
- To download a document via the API, you must export the `VersionData` of the document. This does not increase the download count.
- When you upload a document from your local drive using the Data Loader, you must specify the actual path in both `VersionData` and `PathOnClient`. `VersionData` identifies the location and extracts the format and `PathOnClient` identifies the type of document being uploaded.
- SOQL queries on the `ContentVersion` object return all versions of the document. SOSL searches on the `ContentVersion` object return only the most recent version of the document.
- If you query versions in the API, versions with a `PublishStatus` of `Upload Interrupted` are not returned.
- Documents published into a personal library assume the default record type that is set for the user profile of the person publishing the document (General, if no default is set for the user profile).

 **Note:** An administrator can rename the default (*Content Version Layout*) page layout.



- Contact Manager, Group, Professional, Enterprise, Unlimited, and Performance Edition customers can publish a maximum of 200,000 new versions per 24-hour period. Developer Edition and trial users can publish a maximum of 2,500 new versions per 24-hour period.
- Custom validation rules can prevent an update of documents published into a personal library via the API.

## Applying Tags to ContentVersion Records

Tags can be applied to ContentVersion records using either Enterprise or Partner API.

To apply tags to a ContentVersion record, set a value in the `TagCsv` field. For example, setting this field to `one, two, three` creates and associates three tags to that version.

- The maximum length of the `TagCsv` field is 2,000 characters.
- The maximum length of an individual tag is 100 characters.
- When tags are applied to a version, the content is indexed automatically and the tags are searchable.
- You can't apply tags to a `TagCsv` that is published into a personal library.
- You can't apply tags using the ContentDocument object.
- You can't change or delete tag names. You can remove tags from a document, but that doesn't delete the tag.
- Tags are case insensitive. You can't have two tags with the same name even if they use different uppercase and lowercase letters. The case of the original tag is always used.

To delete tags from a ContentVersion record, perform a standard API update, and remove any values from the `TagCsv` field that you want to delete. For example, if the original `TagCsv` is `one, two, three`, perform an API update specifying `one, three` in the `TagCsv` field to delete `two`. To delete all tags from a ContentVersion you perform a standard API update by setting the field to `null`.

If you create a ContentVersion record and want to revise it via the API, you insert another ContentVersion record but associate it to the same ContentDocument record as the original. This has an impact on tagging:

- If you insert the revision and do not set any value in the `TagCsv` field, any tags applied to the previous version are automatically applied to the new version.
- If you insert the revision and specify a new `TagCsv` field, no tags transfer over and the tags you specify are applied instead.

When you perform a SOQL query for a ContentVersion record and select the `TagCsv` field, all the tags associated with that record are returned. The tags in the string are always ordered alphabetically even if they were inserted in a different order. You can't use the `TagCsv` field as part of a filter in a SOQL query. You can't query all tags in your organization.

Library tagging rules:

- API tagging respects the tagging restrictions that exist on any library that the document is published into. For example, if the library is in restricted tagging mode and only allows tags `one, three`, you can't save a version with a `TagCsv` of `one, two, three`.
- If the library is in guided tagging mode, you can apply tags to the ContentVersion. You can't query the value of guided tags on a library, but you can query the tagging model of a library.

## Associated Objects

This object has the following associated objects. Unless noted, they are available in the same API version as this object.

**ContentVersionHistory**

History is available for tracked fields of the object.

SEE ALSO:

[ContentDocument](#)

[ContentVersionHistory](#)

## ContentVersionComment

---

Represents a comment on a version of a file. This object is available in API version 42.0 and later.

### Supported Calls

`delete()`, `describeSObjects()`, `query()`, `retrieve()`

### Special Access Rules

Only users with Modify All Data permission have access to this object.

### Fields

Field	Details
<code>ContentDocumentId</code>	<p><b>Type</b> reference</p> <p><b>Properties</b> Filter, Group, Sort</p> <p><b>Description</b> ID of the file.</p>
<code>ContentVersionId</code>	<p><b>Type</b> reference</p> <p><b>Properties</b> Filter, Group, Sort</p> <p><b>Description</b> ID of the version of the file.</p>
<code>UserComment</code>	<p><b>Type</b> textarea</p> <p><b>Properties</b> Filter, Nillable, Sort</p> <p><b>Description</b> ID of the user who commented on the file.</p>

# ContentVersionHistory

---


Represents the history of a specific version of a document. This object is available in version 17.0 and later.

## Supported Calls

`describeSObjects()`, `getDeleted()`, `getUpdated()`, `query()`, `retrieve()`

## Special Access Rules

- Customer and Partner Portal users must have the “View Content in Portal” permission to query content in libraries where they have access.
- A user can query all versions of a document from their personal library and any version that is part of or shared with a library where they are a member, regardless of library permissions.

 **Note:** To record an event in `contentVersionViewed`, make sure:

- All files are published to a Content Library.
- The details page is viewed in Salesforce Classic.

## Fields

Field	Details
<code>ContentVersionId</code>	<p><b>Type</b> reference</p> <p><b>Properties</b> Filter, Group, Sort</p> <p><b>Description</b> ID of the version.</p>
<code>DataType</code>	<p><b>Type</b> picklist</p> <p><b>Properties</b> Filter, Group, Nillable, Restricted picklist, Sort</p> <p><b>Description</b> Data type of the field that was changed.</p>
<code>Division</code>	<p><b>Type</b> picklist</p> <p><b>Properties</b> Defaulted on create, Filter, Group, Restricted picklist, Sort</p> <p><b>Description</b> A logical segment of your organization's data. For example, if your company is organized into different business units, you could create a division for each business unit, such as “North</p>

Field	Details
	America, "Healthcare," or "Consulting." Available only if the organization has the Division permission enabled.
Field	<p><b>Type</b> picklist</p> <p><b>Properties</b> Filter, Group, Restricted picklist, Sort</p> <p><b>Description</b> The name of the field that was changed. Possible values include:</p> <ul style="list-style-type: none"> <li>• <code>contentVersionCreated</code>—A new version is created.</li> <li>• <code>contentVersionUpdated</code>—The title, description, or any custom field on the version is changed.</li> <li>• <code>contentVersionDownloaded</code>—A version is downloaded.</li> <li>• <code>contentVersionViewed</code>—The version details are viewed.</li> <li>• <code>contentVersionRated</code>—The version is rated.</li> <li>• <code>contentVersionCommented</code>—The version receives a comment.</li> <li>• <code>contentVersionDataReplaced</code>—The new version replaces the previous version, which can happen only when the new version is uploaded immediately after the previous version.</li> </ul>
NewValue	<p><b>Type</b> anyType</p> <p><b>Properties</b> Nillable, Sort</p> <p><b>Description</b> The new value of the field that was changed.</p>
OldValue	<p><b>Type</b> anyType</p> <p><b>Properties</b> Nillable, Sort</p> <p><b>Description</b> The latest value of the field before it was changed.</p>

## Usage

Use this read-only object to query the history of a document version.

SEE ALSO:

[ContentVersion](#)

# ContentVersionRating

---

Represents a rating on a version of a file. This object is available in API version 42.0 and later.

## Supported Calls

`delete()`, `describeSObjects()`, `query()`, `retrieve()`

## Special Access Rules

Only users with Modify All Data permission have access to this object.

## Fields

Field	Details
ContentVersionId	<p><b>Type</b> reference</p> <p><b>Properties</b> Filter, Group, Sort</p> <p><b>Description</b> ID of the version of the file.</p>
Rating	<p><b>Type</b> int</p> <p><b>Properties</b> Filter, Group, Nillable, Sort</p> <p><b>Description</b> Rating of the file.</p>
UserComment	<p><b>Type</b> textarea</p> <p><b>Properties</b> Filter, Nillable, Sort</p> <p><b>Description</b> Comment made by the user who rated the file.</p>
UserId	<p><b>Type</b> reference</p> <p><b>Properties</b> Filter, Group, Sort</p> <p><b>Description</b> ID of the user who rated the file.</p>

# ContentWorkspace

---

Represents a content library. This object is available in versions 17.0 and later.

 **Note:** This object does not apply to personal libraries.

## Supported Calls

`create()`, `delete()`, `describeSObjects()`, `query()`, `retrieve()`, `update()`

 **Note:** `create()`, `update()` and `delete()` on ContentWorkspace are supported in API version 40.0 and later only.

## Special Access Rules

- The Access Libraries user permission allows orgs to make libraries available to users without requiring that they have the legacy Salesforce CRM Content license. This permission is available for profiles and permission sets on most standard user licenses, and is not available for High Volume Customer Portal, Customer Community, or Chatter Free licenses. Available in API versions 40.0 and later.
- Users with the Create Libraries user perm or the Manage Salesforce CRM Content administrator permission can create libraries (ContentWorkspaces) from the Libraries tab in Salesforce Classic and from the API.
- Customer and Partner Portal users can only edit the library document object if they have a Salesforce CRM Content feature license.
- Customer and Partner Portal users can query this object if they have the “View Content in Portal” permission. A user can query all public libraries where they are members, regardless of library permissions.

## Fields

Field	Details
DefaultRecordTypeId	<p><b>Type</b> reference</p> <p><b>Properties</b> Filter, Nillable</p> <p><b>Description</b> ID of the default content type for the library. Content types are the containers for custom fields in Salesforce CRM Content.</p>
Description	<p><b>Type</b> textarea</p> <p><b>Properties</b> Create, Filter, Nillable, Update</p> <p><b>Description</b> Text description of the content library.</p>

Field	Details
DeveloperName	<p><b>Type</b> string</p> <p><b>Properties</b> Create, Filter, Group, Nillable, Sort, Update</p> <p><b>Description</b> The unique name of the library in the API. Allows a link to the library to be packaged when an asset file is added to a package. Although libraries are not a packageable entity, references to libraries with a developer name will be included in the package when asset files are packaged. These links can then be restored in the target org.</p> <p>This name can contain only underscores and alphanumeric characters, and must be unique in your org. It must begin with a letter, not include spaces, not end with an underscore, and not contain two consecutive underscores. Label is Unique Name.</p> <p>This field is available in API version 39.0 and later.</p>
IsRestrictContentTypes	<p><b>Type</b> boolean</p> <p><b>Properties</b> Defaulted on create, Filter</p> <p><b>Description</b> Read only. Indicates whether content types have been restricted (<code>true</code>) or not (<code>false</code>).</p>
IsRestrictLinkedContentTypes	<p><b>Type</b> boolean</p> <p><b>Properties</b> Defaulted on create, Filter</p> <p><b>Description</b> Read only. Indicates whether linked content types have been restricted (<code>true</code>) or not (<code>false</code>).</p>
Name	<p><b>Type</b> string</p> <p><b>Properties</b> Create, Filter, Group, idLookup, Sort, Update</p> <p><b>Description</b> Name of the library.</p>
NamespacePrefix	<p><b>Type</b> string</p>

Field	Details
	<p><b>Properties</b> Filter, Group, Nillable, Sort</p> <p><b>Description</b> The unique name of the library in the API. Allows a link to the library to be packaged when an asset file is added to a package. Limit: 15 characters. This field is available in API version 39.0 and later.</p>
RootContentFolderId	<p><b>Type</b> reference</p> <p><b>Properties</b> Filter, Group, Nillable, Sort</p> <p><b>Description</b> ID of root folder of the library. This field is available in API version 39.0 and later.</p>
ShouldAddCreatorMembership	<p><b>Type</b> boolean</p> <p><b>Properties</b> Create, Defaulted on create, Group</p> <p><b>Description</b> Automatically create a library membership for the user creating the library. Please note this field is not meant for query and always returns false in query. This field is available in API version 40.0 and later.</p>
TagModel	<p><b>Type</b> picklist</p> <p><b>Properties</b> Defaulted on create, Filter, Nillable, Restricted picklist</p> <p><b>Description</b> The type of tagging assigned to a library. Valid values are:</p> <ul style="list-style-type: none"> <li>• U — Unrestricted. No restrictions on tagging. Users can enter any tag when publishing or editing content.</li> <li>• G — Guided. Users can enter any tag when publishing or editing content, but they are also offered a list of suggested tags.</li> <li>• R — Restricted. Users must choose from a list of suggested tags.</li> </ul>
WorkspaceImageId	<p><b>Type</b> reference</p> <p><b>Properties</b> Create, Filter, Group, Nillable, Sort, Update</p>



Field	Details
	<p><b>Description</b></p> <p>ID of a library image. Image files can be assigned to libraries for branding and easy identification. Library image is visible to all users, even if they are not library members. This field is available in API version 43.0 and later.</p>
workspaceType	<p><b>Type</b></p> <p>picklist</p> <p><b>Properties</b></p> <p>Filter, Group, Nillable, Restricted picklist, Sort</p> <p><b>Description</b></p> <p>Differentiates between different types of libraries. Valid values are:</p> <ul style="list-style-type: none"> <li>• R — Regular library</li> <li>• B — Org asset library</li> </ul> <p>This field is available in API version 39.0 and later.</p>

## Usage

Use this object to query libraries to find out where documents can be published.

If the content type is not specified when publishing a new version into a library, it will be determined by the `DefaultRecordTypeId` of the primary library.


As of 40.0, you can create, update, or delete a library via the API.

SEE ALSO:

[ContentWorkspaceDoc](#)

## ContentWorkspaceDoc

Represents a link between a document and a public library in Salesforce CRM Content. This object is available in versions 17.0 and later.

 **Note:** This object does not apply to documents and versions in a personal library.

## Supported Calls

`create()`, `delete()`, `describeSObjects()` `query()`, `retrieve()`, `update()`, `upsert()`

## Special Access Rules

- Customer and Partner Portal users must have the “View Content in Portal” permission in order to query and obtain content in libraries where they have access.
- Customer and Partner Portal users can only edit documents if they have a Salesforce CRM Content feature license.
- To create a `ContentWorkspaceDoc`, you must be a member of the library with one of these library privileges enabled:

- "Add Content"
  - "Add Content On Behalf of Others"
  - "Manage Library"
- To query all library documents in a library, a user must be a member of that library, regardless of library permissions.

## Fields

Field	Details
ContentDocumentId	<p><b>Type</b> reference</p> <p><b>Properties</b> Create, Filter, Group, Sort</p> <p><b>Description</b> Read only. ID of the library document.</p>
ContentWorkspaceId	<p><b>Type</b> reference</p> <p><b>Properties</b> Create, Filter, Group, Sort</p> <p><b>Description</b> Read only. ID of the library.</p>
IsOwner	<p><b>Type</b> boolean</p> <p><b>Properties</b> Defaulted on create, Filter, Group, Sort</p> <p><b>Description</b> Read only. Indicates whether the library owns the document and determines permissions for that document (<code>true</code>) or not (<code>false</code>). Documents can belong to more than one library, but only one library owns the document and determines its permissions.</p>

## Usage

- Use this object to link a document to one or more libraries.
- To share a document with additional libraries, create additional ContentWorkspaceDoc records which join the document to the additional libraries.
- Inserting a ContentWorkspaceDoc triggers the publish process for public libraries.
- A document can be published into many public libraries, but it will always be owned by one library which controls the security of the document.
- A document can only be published into the document owner's personal library. You can't publish into another user's personal library. Personal libraries are not visible via the API.

- To publish a document into a personal library, you must specify your user ID as the first publish location ID. If you leave the first publish location ID blank, it defaults to the current user's ID.
- A document can be published from a personal library into a public library, but once it has been published into the public library, it can't be published into the personal library again.
- You can't publish a document from a personal library into a public library that has restricted content types.
- You can't update or delete a library document via the API.

SEE ALSO:

[ContentWorkspace](#)

## ContentWorkspaceMember

---

Represents a member of a content library. This object is available in API version 40.0 and later.

Manage library membership from the API.

### Supported Calls

`create()`, `delete()`, `query()`, `retrieve()`, `update()`, `upsert()`

### Special Access Rules

A user can create/update/delete memberships if they have the Manage Salesforce CRM Content admin perm or the Manage Library permission for the library concerned.

### Fields

Field	Details
<code>ContentWorkspaceId</code>	<p><b>Type</b> reference</p> <p><b>Properties</b> Create, Filter, Group, Sort</p> <p><b>Description</b> ID of the library.</p>
<code>ContentWorkspacePermissionId</code>	<p><b>Type</b> reference</p> <p><b>Properties</b> Create, Filter, Group, Nillable, Sort, Update</p> <p><b>Description</b> The id of the library permission or role.</p>

Field	Details
MemberId	<p><b>Type</b> reference</p> <p><b>Properties</b> Create, Filter, Group, Namepointing, Sort</p> <p><b>Description</b> ID of the library member (the member is either a user or a group).</p>
MemberType	<p><b>Type</b> picklist</p> <p><b>Properties</b> Filter, Group, Nillable, Restricted picklist, Sort</p> <p><b>Description</b> The type of library member. Valid values are:</p> <ul style="list-style-type: none"> <li>• G - Group</li> <li>• U - User</li> </ul>


## Usage

Use this object to create, update, or delete members from a library.

## ContentWorkspacePermission

Represents a library permission. This object is available in API version 40.0 and later.

A library permission is a group of privileges assigned to each content library member. It determines which tasks a member can perform in a particular library. The same user can have a different library permission in each of his or her libraries.

 **Note:** Library permissions do not apply to personal libraries. All library users can save files in their personal libraries.

## Supported Calls

`create()`, `delete()`, `query()`, `retrieve()`, `update()`, `upsert()`

## Special Access Rules

The ability to create permissions requires either the Manage Salesforce CRM Content admin perm or the Manage Content Permissions user perm.

## Fields

Field	Details
Description	<p><b>Type</b> textarea</p> <p><b>Properties</b> Create, Filter, Nillable, Sort, Update</p> <p><b>Description</b></p>
Name	<p><b>Type</b> string</p> <p><b>Properties</b> Create, Filter, Group, idLookup, Namefield, Sort, Update</p> <p><b>Description</b> Name of the library.</p>
PermissionsAddComment	<p><b>Type</b> boolean</p> <p><b>Properties</b> Create, Filter, Update</p> <p><b>Description</b> Permission for user to post comments to any content in the library and view all comments in the library. Users can edit or delete their own comments.</p>
PermissionsAddContent	<p><b>Type</b> boolean</p> <p><b>Properties</b> Create, Filter, Update</p> <p><b>Description</b> Permission for user to publish new content to the library, upload new content versions, or restore archived (deleted) content. Content authors can also change any tags associated with their content and archive or delete their own content.</p>
PermissionsAddContentOBO	<p><b>Type</b> boolean</p> <p><b>Properties</b> Create, Filter, Update</p> <p><b>Description</b> Permission for user to choose an author when publishing content in the library.</p>
PermissionsArchiveContent	<p><b>Type</b> boolean</p>

Field	Details
	<p><b>Properties</b> Create, Filter, Update</p> <p><b>Description</b> Permission for user to archive and restore any content in the library.</p>
PermissionsChatterSharing	<p><b>Type</b> boolean</p> <p><b>Properties</b> Create, Filter, Update</p> <p><b>Description</b> Permission for user to make content from this library accessible outside of the library, sharing with a record or in Chatter. From a record or from Chatter, select a file from the library and attach it to a record or a post.</p>
PermissionsDeleteContent	<p><b>Type</b> boolean</p> <p><b>Properties</b> Create, Filter, Update</p> <p><b>Description</b> Permission for user to delete any content in the library. Authors can undelete their own content from the Recycle Bin.</p>
PermissionsDeliverContent	<p><b>Type</b> boolean</p> <p><b>Properties</b> Create, Filter, Update</p> <p><b>Description</b> Permission for user to share content outside the org via a content delivery or public link.</p>
PermissionsFeatureContent	<p><b>Type</b> boolean</p> <p><b>Properties</b> Create, Filter, Update</p> <p><b>Description</b> Permission for user to identify any content in the library as “featured.”</p>
PermissionsManageWorkspace	<p><b>Type</b> boolean</p> <p><b>Properties</b> Create, Filter, Update</p>

Field	Details
	<p><b>Description</b></p> <p>Permission for user to perform any action in the library. This privilege is required to edit a library's name and description, add or remove library members, or delete a library. Manage Library is a super permission which provides all other permission options listed except Deliver Content. Creating a library requires the Manage Salesforce CRM Content app permission or Create Libraries system permission.</p>
PermissionsModifyComments	<p><b>Type</b></p> <p>boolean</p> <p><b>Properties</b></p> <p>Create, Filter, Update</p> <p><b>Description</b></p> <p>Permission for user to edit or delete comments made to any content in the library.</p>
PermissionsOrganizeFileAndFolder	<p><b>Type</b></p> <p>boolean</p> <p><b>Properties</b></p> <p>Create, Filter, Update</p> <p><b>Description</b></p> <p>Permission for user to create, rename, and delete folders in libraries.</p>
PermissionsTagContent	<p><b>Type</b></p> <p>boolean</p> <p><b>Properties</b></p> <p>Create, Filter, Update</p> <p><b>Description</b></p> <p>Permission for user to add tags when publishing content or editing content details in the library.</p>
PermissionsViewComments	<p><b>Type</b></p> <p>boolean</p> <p><b>Properties</b></p> <p>Create, Filter, Update</p> <p><b>Description</b></p> <p>Permission for user to view comments.</p>
Type	<p><b>Type</b></p> <p>picklist</p> <p><b>Properties</b></p> <p>Defaulted on create, Filter, Group, Nillable, Restricted picklist, Sort</p> <p><b>Description</b></p> <p>Provides the type of access a user has to a library. Valid values are:</p>

Field	Details
	<ul style="list-style-type: none"> <li>• Library Administrator</li> <li>• Author</li> <li>• Viewer</li> <li>• Custom</li> </ul>

## ContentWorkspaceSubscription

Represents a subscription for a user following a library. This object is available in API version 42.0 and later.

### Supported Calls

`delete()`, `describeObjects()`, `query()`, `retrieve()`

### Special Access Rules

Only users with Modify All Data permission have access to this object.

### Fields

Field	Details
<code>ContentWorkspaceId</code>	<p><b>Type</b> reference</p> <p><b>Properties</b> Filter, Group, Sort</p> <p><b>Description</b> ID of the library.</p>
<code>UserId</code>	<p><b>Type</b> reference</p> <p><b>Properties</b> Filter, Group, Sort</p> <p><b>Description</b> ID of the user following the library.</p>

## Contract

Represents a contract (a business agreement) associated with an Account.



## Supported Calls

`create()`, `delete()`, `describeLayout()`, `describeSObjects()`, `getDeleted()`, `getUpdated()`, `query()`, `retrieve()`, `search()`, `undelete()`, `update()`, `upsert()`

## Fields

Field	Details
AccountId	<p><b>Type</b> reference</p> <p><b>Properties</b> Create, Filter, Group, Sort, Update</p> <p><b>Description</b> Required. ID of the Account associated with this contract.</p>
ActivatedById	<p><b>Type</b> reference</p> <p><b>Properties</b> Filter, Group, Nillable, Sort, Update</p> <p><b>Description</b> ID of the User who activated this contract.</p>
ActivatedDate	<p><b>Type</b> dateTime</p> <p><b>Properties</b> Filter, Nillable, Sort, Update</p> <p><b>Description</b> Date and time when this contract was activated.</p>
BillingAddress	<p><b>Type</b> address</p> <p><b>Properties</b> Filter, Nillable</p> <p><b>Description</b> The compound form of the billing address. Read-only. See <a href="#">Address Compound Fields</a> for details on compound address fields.</p>
BillingCity	<p><b>Type</b> string</p> <p><b>Properties</b> Create, Filter, Group, Nillable, Sort, Update</p> <p><b>Description</b> Details for the billing address. Maximum size is 40 characters.</p>

Field	Details
BillingCountry	<p><b>Type</b> string</p> <p><b>Properties</b> Create, Filter, Group, Nillable, Sort, Update</p> <p><b>Description</b> Details for the billing address of this account. Maximum size is 80 characters.</p>
BillingCountryCode	<p><b>Type</b> picklist</p> <p><b>Properties</b> Create, Filter, Group, Nillable, Sort, Update</p> <p><b>Description</b> The ISO country code for the contract's billing address.</p>
BillingGeocodeAccuracy	<p><b>Type</b> picklist</p> <p><b>Properties</b> Create, Filter, Group, Nillable, Restricted picklist, Sort, Update</p> <p><b>Description</b> The accuracy of the geocode for the billing address. Possible values are:</p> <ul style="list-style-type: none"><li>• Address</li><li>• Block</li><li>• City</li><li>• County</li><li>• ExtendedZip</li><li>• NearAddress</li><li>• Neighborhood</li><li>• State</li><li>• Street</li><li>• Unknown</li><li>• Zip</li></ul>
BillingLatitude	<p><b>Type</b> double</p> <p><b>Properties</b> Create, Filter, Nillable, Sort, Update</p> <p><b>Description</b> Used with <code>BillingLongitude</code> to specify the precise geolocation of a billing address. Acceptable values are numbers between -90 and 90 with up to 15 decimal places.</p>

Field	Details
BillingLongitude	<p><b>Type</b> double</p> <p><b>Properties</b> Create, Filter, Nillable, Sort, Update</p> <p><b>Description</b> Used with <code>BillingLatitude</code> to specify the precise geolocation of a billing address. Acceptable values are numbers between <code>-180</code> and <code>180</code> with up to 15 decimal places.</p>
BillingPostalCode	<p><b>Type</b> string</p> <p><b>Properties</b> Create, Filter, Group, Nillable, Sort, Update</p> <p><b>Description</b> Details for the billing address of this account. Maximum size is 20 characters.</p>
BillingState	<p><b>Type</b> string</p> <p><b>Properties</b> Create, Filter, Group, Nillable, Sort, Update</p> <p><b>Description</b> Details for the billing address. Maximum size is 80 characters.</p>
BillingStateCode	<p><b>Type</b> picklist</p> <p><b>Properties</b> Create, Filter, Group, Nillable, Sort, Update</p> <p><b>Description</b> The ISO state code for the contract's billing address.</p>
BillingStreet	<p><b>Type</b> textarea</p> <p><b>Properties</b> Create, Filter, Group, Nillable, Sort, Update</p> <p><b>Description</b> Street address for the billing address.</p>
CompanySignedDate	<p><b>Type</b> date</p> <p><b>Properties</b> Create, Filter, Group, Nillable, Sort, Update</p>

Field	Details
	<p><b>Description</b> Date on which the contract was signed by your organization.</p>
CompanySignedId	<p><b>Type</b> reference</p> <p><b>Properties</b> Create, Filter, Group, Nillable, Sort, Update</p> <p><b>Description</b> ID of the User who signed the contract.</p>
ContractNumber	<p><b>Type</b> string</p> <p><b>Properties</b> Autonumber, Defaulted on create, Filter, idLookup, Sort</p> <p><b>Description</b> Number of the contract.</p>
ContractTerm	<p><b>Type</b> int</p> <p><b>Properties</b> Create, Filter, Group, Nillable, Sort, Update</p> <p><b>Description</b> Number of months that the contract is valid.</p>
CustomerSignedDate	<p><b>Type</b> date</p> <p><b>Properties</b> Create, Filter, Group, Nillable, Sort, Update</p> <p><b>Description</b> Date on which the customer signed the contract.</p>
CustomerSignedId	<p><b>Type</b> reference</p> <p><b>Properties</b> Create, Filter, Group, Nillable, Sort, Update</p> <p><b>Description</b> ID of the Contact who signed this contract.</p>
CustomerSignedTitle	<p><b>Type</b> string</p> <p><b>Properties</b> Create, Filter, Group, Nillable, Sort, Update</p>

Field	Details
	<p><b>Description</b> Title of the customer who signed the contract.</p>
Description	<p><b>Type</b> textarea</p> <p><b>Properties</b> Create, Nillable, Update</p> <p><b>Description</b> Description of the contract.</p>
EndDate	<p><b>Type</b> date</p> <p><b>Properties</b> Filter, Group, Nillable, Sort,</p> <p><b>Description</b> Read-only. Calculated end date of the contract. This value is calculated by adding the <code>ContractTerm</code> to the <code>StartDate</code>.</p>
IsDeleted	<p><b>Type</b> boolean</p> <p><b>Properties</b> Defaulted on create, Filter</p> <p><b>Description</b> Indicates whether the object has been moved to the Recycle Bin (<code>true</code>) or not (<code>false</code>). Label is <b>Deleted</b>.</p>
LastActivityDate	<p><b>Type</b> date</p> <p><b>Properties</b> Filter, Group, Nillable, Sort</p> <p><b>Description</b> Value is one of the following, whichever is the most recent:</p> <ul style="list-style-type: none"> <li>• Due date of the most recent event logged against the record.</li> <li>• Due date of the most recently closed task associated with the record.</li> </ul>
LastApprovedDate	<p><b>Type</b> dateTime</p> <p><b>Properties</b> Filter, Nillable, Sort</p> <p><b>Description</b> Last date the contract was approved.</p>

Field	Details
LastReferencedDate	<p><b>Type</b> datetime</p> <p><b>Properties</b> Filter, Nillable, Sort</p> <p><b>Description</b> The timestamp for when the current user last viewed a record related to this record.</p>
LastViewedDate	<p><b>Type</b> datetime</p> <p><b>Properties</b> Filter, Nillable, Sort</p> <p><b>Description</b> The timestamp for when the current user last viewed this record. If this value is null, this record might only have been referenced (<code>LastReferencedDate</code>) and not viewed.</p>
OwnerExpirationNotice	<p><b>Type</b> picklist</p> <p><b>Properties</b> Create, Filter, Group, Nillable, Restricted picklist, Sort, Update</p> <p><b>Description</b> Number of days ahead of the contract end date (15, 30, 45, 60, 90, and 120). Used to notify the owner in advance that the contract is ending.</p>
OwnerId	<p><b>Type</b> reference</p> <p><b>Properties</b> Create, Defaulted on create, Filter, Group, Sort, Update</p> <p><b>Description</b> ID of the user who owns the contract.</p>
Pricebook2Id	<p><b>Type</b> reference</p> <p><b>Properties</b> Create, Filter, Nillable, Update</p> <p><b>Description</b> ID of the pricebook, if any, associated with this contract.</p>
RecordTypeId	<p><b>Type</b> reference</p> <p><b>Properties</b> Create, Filter, Nillable, Update</p>

Field	Details
	<b>Description</b> ID of the record type assigned to this object.
ShippingAddress	<b>Type</b> address <b>Properties</b> Filter, Nillable <b>Description</b> The compound form of the shipping address. Read-only. See <a href="#">Address Compound Fields</a> for details on compound address fields.
ShippingCity	<b>Type</b> string <b>Properties</b> Create, Filter, Group, Nillable, Sort, Update <b>Description</b> Details of the shipping address. City maximum size is 40 characters.
ShippingCountry	<b>Type</b> string <b>Properties</b> Create, Filter, Group, Nillable, Sort, Update <b>Description</b> Details of the shipping address. Country maximum size is 80 characters.
ShippingCountryCode	<b>Type</b> picklist <b>Properties</b> Create, Filter, Group, Nillable, Sort, Update <b>Description</b> The ISO country code for the contract's shipping address.
ShippingLatitude	<b>Type</b> double <b>Properties</b> Create, Filter, Nillable, Sort, Update <b>Description</b> Used with <code>ShippingLongitude</code> to specify the precise geolocation of a shipping address. Acceptable values are numbers between -90 and 90 with up to 15 decimal places.
ShippingLongitude	<b>Type</b> double

Field	Details
	<p><b>Properties</b> Create, Filter, Nillable, Sort, Update</p> <p><b>Description</b> Used with <code>ShippingLatitude</code> to specify the precise geolocation of an address. Acceptable values are numbers between -180 and 180 with up to 15 decimal places.</p>
<code>ShippingPostalCode</code>	<p><b>Type</b> string</p> <p><b>Properties</b> Create, Filter, Group, Nillable, Sort, Update</p> <p><b>Description</b> Details of the shipping address. Postal code maximum size is 20 characters.</p>
<code>ShippingState</code>	<p><b>Type</b> string</p> <p><b>Properties</b> Create, Filter, Group, Nillable, Sort, Update</p> <p><b>Description</b> Details of the shipping address. State maximum size is 80 characters.</p>
<code>ShippingStateCode</code>	<p><b>Type</b> picklist</p> <p><b>Properties</b> Create, Filter, Group, Nillable, Sort, Update</p> <p><b>Description</b> The ISO state code for the contract's shipping address.</p>
<code>ShippingStreet</code>	<p><b>Type</b> textarea</p> <p><b>Properties</b> Create, Filter, Group, Nillable, Sort, Update</p> <p><b>Description</b> The street address of the shipping address. Maximum of 255 characters.</p>
<code>SpecialTerms</code>	<p><b>Type</b> textarea</p> <p><b>Properties</b> Create, Filter, Nillable, Sort, Update</p> <p><b>Description</b> Special terms that apply to the contract.</p>



Field	Details
StartDate	<p><b>Type</b> date</p> <p><b>Properties</b> Create, Filter, Group, Nillable, Sort, Update</p> <p><b>Description</b> Start date for this contract. Label is <b>Contract Start Date</b>.</p>
Status	<p><b>Type</b> picklist</p> <p><b>Properties</b> Create, Defaulted on create, Filter, Group, Restricted picklist, Sort, Update</p> <p><b>Description</b> The picklist of values that indicate order status. Each value is within one of two status categories defined in <code>StatusCode</code>. For example, the status picklist may contain: Ready to Ship, Shipped, Received as values within the Activated <code>StatusCode</code>.</p>
StatusCode	<p><b>Type</b> picklist</p> <p><b>Properties</b> Filter, Group, Restricted picklist, Sort</p> <p><b>Description</b> The status category for the contract. A contract can be Draft, InApproval, or Activated. Label is <b>Status Category</b>.</p>

## Usage

The Contract object represents a business agreement.

The `Status` field specifies the current state of a contract. Status strings (defined in the `ContractStatus` object) represent its current state (Draft, InApproval, or Activated).

Client applications must initially create a Contract in a non-Activated state. Client applications can subsequently activate a Contract by updating it and setting the value in its `Status` field to Activated; however, the `Status` field is the only field you can update when activating the Contract.

Once a Contract has been activated, your client application can't change its status; however, prior to activation, your client application can change the status value from Draft to InApproval via the API. Also, your client application can delete contracts whose status is Draft or InApproval but not when a contract status is Activated.

Client applications can use the API to create, update, delete, and query any Attachment associated with a contract.

## Associated Objects

This object has the following associated objects. Unless noted, they are available in the same API version as this object.

**ContractFeed (API version 18.0)**

Feed tracking is available for the object.

**ContractHistory**

History is available for tracked fields of the object.

SEE ALSO:

[ContractContactRole](#)

[ContractStatus](#)

## ContractContactRole

---

Represents the role that a given Contact plays on a Contract.

### Supported Calls

`create()`, `delete()`, `describeLayout()`, `describeSObjects()`, `getDeleted()`, `getUpdated()`, `query()`, `retrieve()`, `update()`, `upsert()`

### Fields

Field	Details
ContactId	<p><b>Type</b> reference</p> <p><b>Properties</b> Create, Filter, Group, Sort, Update</p> <p><b>Description</b> ID of the Contact associated with this Contract.</p>
ContractId	<p><b>Type</b> reference</p> <p><b>Properties</b> Create, Filter, Group, Sort</p> <p><b>Description</b> Required. ID of the Contract.</p>
IsDeleted	<p><b>Type</b> boolean</p> <p><b>Properties</b> Defaulted on create, Filter</p> <p><b>Description</b> Indicates whether the object has been moved to the Recycle Bin (<code>true</code>) or not (<code>false</code>). Label is <b>Deleted</b>.</p>

Field	Details
IsPrimary	<p><b>Type</b> boolean</p> <p><b>Properties</b> Create, Defaulted on create, Filter, Group, Sort, Update</p> <p><b>Description</b> Specifies whether this Contact plays the primary role on this Contract (<code>true</code>) or not (<code>false</code>). Note that each contract has only one primary contact role. Default is <code>false</code>. Labels is <b>Primary</b>.</p>
Role	<p><b>Type</b> picklist</p> <p><b>Properties</b> Create, Filter, Nillable, Group, Sort, Update</p> <p><b>Description</b> Name of the role played by the Contact on this Contract, such as Decision Maker, Approver, Buyer, and so on. Must be unique—there can't be multiple records in which the <code>ContractId</code>, <code>ContactId</code>, and <code>Role</code> values are identical. Different contacts can play the same role on the same contract. A contact can play different roles on the same contract.</p>

## Usage

Use the `ContractContactRole` object to define the role that a given Contact plays on a given Contract within the context of a specific Opportunity.

SEE ALSO:

[ContractStatus](#)

## ContractLineItem

Represents a product covered by a service contract (customer support agreement). This object is available in API version 18.0 and later.

## Supported Calls

`create()`, `delete()`, `describeLayout()`, `describeSObjects()`, `getDeleted()`, `getUpdated()`, `query()`, `retrieve()`, `search()`, `undelete()`, `update()`, `upsert()`

## Fields

Field	Details
AssetId	<p><b>Type</b> reference</p> <p><b>Properties</b> Create, Filter, Nillable, Update</p> <p><b>Description</b> Required. ID of the Asset associated with the contract line item. Must be a valid asset ID.</p>
Description	<p><b>Type</b> textarea</p> <p><b>Properties</b> Create, Nillable, Update</p> <p><b>Description</b> Description of the contract line item.</p>
Discount	<p><b>Type</b> percent</p> <p><b>Properties</b> Create, Filter, Nillable, Update</p> <p><b>Description</b> The discount for the product as a percentage.  When updating, if you specify <code>Discount</code> without specifying <code>TotalPrice</code>, the <code>TotalPrice</code> will be adjusted to accommodate the new <code>Discount</code> value, and the <code>UnitPrice</code> will be held constant.  If you specify both <code>Discount</code> and <code>Quantity</code>, you must also specify either <code>TotalPrice</code> or <code>UnitPrice</code> so the system can determine which one to automatically adjust.</p>
EndDate	<p><b>Type</b> date</p> <p><b>Properties</b> Create, Filter, Nillable, Update</p> <p><b>Description</b> The last day the contract line item is in effect.</p>
LastReferencedDate	<p><b>Type</b> date</p> <p><b>Properties</b> Filter, Nillable, Sort, Update</p>

Field	Details
	<p><b>Description</b> The timestamp for when the current user last viewed a record related to this record.</p>
LastViewedDate	<p><b>Type</b> date</p> <p><b>Properties</b> Filter, Nillable, Sort, Update</p> <p><b>Description</b> The timestamp for when the current user last viewed this record. If this value is null, this record might only have been referenced (<code>LastReferencedDate</code>) and not viewed.</p>
LineItemNumber	<p><b>Type</b> string</p> <p><b>Properties</b> Autonumber, Defaulted on create, Filter, idLookup, Update</p> <p><b>Description</b> Automatically-generated number that identifies the contract line item.</p>
ListPrice	<p><b>Type</b> currency</p> <p><b>Properties</b> Filter, Nillable</p> <p><b>Description</b> Corresponds to the <code>UnitPrice</code> on the <code>PricebookEntry</code> that is associated with this line item, which can be in the standard pricebook or a custom pricebook. A client application can use this information to show whether the unit price (or sales price) of the line item differs from the pricebook entry list price.</p>
ParentContractLineItemId	<p><b>Type</b> reference</p> <p><b>Properties</b> Create, Filter, Group, Nillable, Sort, Update</p> <p><b>Description</b> The line item's parent line item, if it has one.</p>
PricebookEntryId	<p><b>Type</b> reference</p> <p><b>Properties</b> Create, Filter, Update</p> <p><b>Description</b> Required. ID of the associated <code>PricebookEntry</code>. Only exists if <code>Product2</code> is enabled.</p>

Field	Details
Product2Id	<p><b>Type</b> reference</p> <p><b>Properties</b> Filter, Group, Nillable, Sort</p> <p><b>Description</b> The product related to the contract line item.</p>
Quantity	<p><b>Type</b> double</p> <p><b>Properties</b> Create, Filter, Update</p> <p><b>Description</b> Number of units of the contract line item (product) included in the associated service contract.</p>
RootContractLineItemId	<p><b>Type</b> reference</p> <p><b>Properties</b> Filter, Group, Nillable, Sort</p> <p><b>Description</b> (Read only) The top-level line item in a contract line item hierarchy. Depending on where a line item lies in the hierarchy, its root could be the same as its parent.</p>
ServiceContractId	<p><b>Type</b> reference</p> <p><b>Properties</b> Create, Filter</p> <p><b>Description</b> Required. ID of the ServiceContract associated with the contract line item. Must be a valid asset ID.</p>
StartDate	<p><b>Type</b> date</p> <p><b>Properties</b> Create, Filter, Nillable, Update</p> <p><b>Description</b> The first day the contract line item is in effect.</p>
Status	<p><b>Type</b> picklist</p> <p><b>Properties</b> Filter, Nillable</p>

Field	Details
	<p><b>Description</b> Status of the contract line item.</p>
Subtotal	<p><b>Type</b> currency</p> <p><b>Properties</b> Filter, Nillable</p> <p><b>Description</b> Contract line item's sales price multiplied by the <code>Quantity</code>.</p>
TotalPrice	<p><b>Type</b> currency</p> <p><b>Properties</b> Filter, Nillable</p> <p><b>Description</b> This field is available only for backward compatibility. It represents the total price of the ContractLineItem  If you specify <code>Discount</code> and <code>Quantity</code>, this field or <code>UnitPrice</code> is required.  This field is nillable, but you can't set both <code>TotalPrice</code> and <code>UnitPrice</code> to null in the same update request. To insert the <code>TotalPrice</code> for a contract line item via the API (given only a unit price and the quantity), calculate this field as the unit price multiplied by the quantity.</p>
UnitPrice	<p><b>Type</b> currency</p> <p><b>Properties</b> Create, Filter, Update</p> <p><b>Description</b> The unit price for the contract line item. In the user interface, this field's value is calculated by dividing the total price of the contract line item by the quantity listed for that line item. Label is <b>Sales Price</b>.  This field or <code>TotalPrice</code> is required. You can't specify both.  If you specify <code>Discount</code> and <code>Quantity</code>, this field or <code>TotalPrice</code> is required.</p>

## Associated Objects

This object has the following associated objects. Unless noted, they are available in the same API version as this object.

### [ContractLineItemHistory](#)

History is available for tracked fields of the object.

# ContractStatus

---

Represents the status of a Contract, such as Draft, InApproval, Activated, Terminated, or Expired.

## Supported Calls

`describeSObjects()`, `query()`, `retrieve()`

## Fields

Field	Details
<code>ApiName</code>	<p><b>Type</b> string</p> <p><b>Properties</b> Filter, Group, idLookup, Sort</p> <p><b>Description</b> Uniquely identifies a picklist value so it can be retrieved without using an id or master label.</p>
<code>IsDefault</code>	<p><b>Type</b> boolean</p> <p><b>Properties</b> Defaulted on create, Filter, Group, Sort</p> <p><b>Description</b> Indicates whether this is the default contract status value (<code>true</code>) or not (<code>false</code>) in the picklist.</p>
<code>MasterLabel</code>	<p><b>Type</b> string</p> <p><b>Properties</b> Filter, Group, Nillable, Sort</p> <p><b>Description</b> Master label for this contract status value. This display value is the internal label that does not get translated.</p>
<code>SortOrder</code>	<p><b>Type</b> int</p> <p><b>Properties</b> Filter, Group, Nillable, Sort</p> <p><b>Description</b> Number used to sort this value in the contract status picklist. These numbers are not guaranteed to be sequential, as some previous contract status values might have been deleted.</p>



Field	Details
StatusCode	<p><b>Type</b> picklist</p> <p><b>Properties</b> Filter, Group, Nillable, Restricted picklist, Sort</p> <p><b>Description</b> Code indicating the status of a contract. One of the following values:</p> <ul style="list-style-type: none"> <li>• Draft</li> <li>• InApproval</li> <li>• Activated</li> </ul> <p>Two other values (<code>Terminated</code> and <code>Expired</code>) are defined but are not available for use via the API.</p>

## Usage

This object represents a value in the contract status picklist. The contract status picklist provides additional information about the status of a Contract, such as its current state (`Draft`, `InApproval`, or `Activated`). You can query these records to retrieve the set of values in the contract status picklist, and then use that information while processing Contract objects to determine more information about a given contract. For example, the application could test whether a given contract is activated based on its `Status` value and the value of the `StatusCode` property in the associated `ContractStatus` object.

SEE ALSO:

[ContractContactRole](#)

## ContractTag

Associates a word or short phrase with a Contract.

## Supported Calls

`create()`, `delete()`, `describeSObjects()`, `query()`, `retrieve()`

## Fields

Field Name	Details
ItemId	<p><b>Type</b> reference</p> <p><b>Properties</b> Create, Filter</p>

Field Name	Details
	<p><b>Description</b> ID of the tagged item.</p>
Name	<p><b>Type</b> string</p> <p><b>Properties</b> Create, Filter</p> <p><b>Description</b> Name of the tag. If this value does not already exist, a new TagDefinition is created and becomes the parent of this Tag object. Otherwise, a TagDefinition with the same name becomes the parent of this Tag object. Parent relationships are created automatically.</p>
TagDefinitionId	<p><b>Type</b> reference</p> <p><b>Properties</b> Filter</p> <p><b>Description</b> ID of the parent TagDefinition object that owns the tag.</p>
Type	<p><b>Type</b> picklist</p> <p><b>Properties</b> Create, Filter, Restricted picklist</p> <p><b>Description</b> Defines the visibility of a tag. Valid values:</p> <ul style="list-style-type: none"> <li>• <code>Public</code>—The tag can be viewed and manipulated by all users in an organization.</li> <li>• <code>Personal</code>—The tag can be viewed or manipulated only by a user with a matching <code>OwnerId</code>.</li> </ul>

## Usage

ContractTag stores the relationship between its parent TagDefinition and the Contract being tagged. Tag objects act as metadata, allowing users to describe and organize their data.

When a tag is deleted, its parent TagDefinition will also be deleted if the name is not being used; otherwise, the parent remains. Deleting a TagDefinition sends it to the Recycle Bin, along with any associated tag entries.

## Conversation

Represents a conversation between an end user and an agent. Available in API version 49.0 and later.

## Supported Calls

`describeSObjects()`, `query()`, `retrieve()`

## Fields

Field	Details
ConversationIdentifier	<p><b>Type</b> string</p> <p><b>Properties</b> Filter, Group, idLookup, Sort</p> <p><b>Description</b> A unique identifier generated for the conversation.</p>
EndTime	<p><b>Type</b> dateTime</p> <p><b>Properties</b> Filter, Nillable, Sort</p> <p><b>Description</b> The date and time that a conversation ends.</p>
Name	<p><b>Type</b> string</p> <p><b>Properties</b> Autonumber, Defaulted on create, Filter, idLookup, Sort</p> <p><b>Description</b> The autogenerated name of the conversation.</p>
StartTime	<p><b>Type</b> dateTime</p> <p><b>Properties</b> Filter, Nillable, Sort</p> <p><b>Description</b> The date and time that a conversation starts.</p>

## ConversationContextEntry

Represents the context of a message or an event in the chat history between an agent and a messaging user. This object is available in API version 47.0 and later.

## Supported Calls

`create()`, `delete()`, `describeObjects()`, `getDeleted()`, `getUpdated()`, `query()`, `retrieve()`, `search()`, `undelete()`, `update()`, `upsert()`

## Fields

Field	Details
<code>ConversationContextEntryName</code>	<p><b>Type</b> string</p> <p><b>Properties</b> Autonumber, Defaulted on create, Filter, idLookup, Sort</p>
<code>CustomDetailContextKey</code>	<p><b>Type</b> textarea</p> <p><b>Properties</b> Create, Nillable</p>
<code>CustomDetailContextValue</code>	<p><b>Type</b> textarea</p> <p><b>Properties</b> Create, Nillable</p>
<code>ParentId</code>	<p><b>Type</b> reference</p> <p><b>Properties</b> Create, Filter, Group, Sort</p>

## ConversationEntry

Represents a message or an event in the chat history between an agent and a messaging user. This object is available in API version 43.0 and later.

## Supported Calls

`create()`, `delete()`, `describeObjects()`, `query()`, `retrieve()`, `update()`, `upsert()`

## Fields

Field	Details
ActorId	<p><b>Type</b> reference</p> <p><b>Properties</b> Create, Filter, Group, Nillable, Sort</p> <p><b>Description</b> The ID of the author. The possible values can be <code>null</code> or any ID in the following domain set:</p> <ul style="list-style-type: none"><li>• BotDefinition</li><li>• LiveChatVisitor</li><li>• MessagingEndUser</li><li>• User</li></ul>
ActorName	<p><b>Type</b> string</p> <p><b>Properties</b> Create, Filter, Nillable, Sort</p> <p><b>Description</b> The name of the author sending the message or event.</p>
ActorType	<p><b>Type</b> picklist</p> <p><b>Properties</b> Create, Filter, Group, Restricted picklist, Sort</p> <p><b>Description</b> The author of this entry in the chat history. The valid values include:</p> <ul style="list-style-type: none"><li>• Agent</li><li>• Bot</li><li>• EndUser</li><li>• Supervisor</li><li>• System</li></ul>
ConversationId	<p><b>Type</b> reference</p> <p><b>Properties</b> Create, Filter, Group, Sort</p> <p><b>Description</b> The MessagingSession ID this entry belongs to.</p>

Field	Details
EntryEndTime	<p><b>Type</b> datetime</p> <p><b>Properties</b> Create, Filter, Nillable, Sort</p> <p><b>Description</b> The timestamp that this entry ended in the chat history. This field is available in API version 48.0 and later.</p>
EntryTime	<p><b>Type</b> datetime</p> <p><b>Properties</b> Create, Filter, Sort</p> <p><b>Description</b> The timestamp of this entry in the chat history.</p>
EntryType	<p><b>Type</b> picklist</p> <p><b>Properties</b> Create, Filter, Group, Restricted picklist, Sort</p> <p><b>Description</b> The type of entry in the chat history. Can be a message (<code>text</code>) or an event. The possible values include:</p> <ul style="list-style-type: none"> <li>• <code>Text</code></li> <li>• <code>AdminOptedIn</code></li> <li>• <code>AdminOptedOut</code></li> <li>• <code>BotEscalated</code></li> <li>• <code>ChatbotClosedIdleSession</code></li> <li>• <code>ChatbotEndedChatByAction</code>—Conversation ended by automated action</li> <li>• <code>ChatbotEndedTransferNotConfigured</code>—Conversation ended because transfer fail is not configured</li> <li>• <code>ChatbotEstablished</code></li> <li>• <code>ChatbotNotEstablished</code></li> <li>• <code>EndUserOptedIn</code></li> <li>• <code>EndUserOptedOut</code></li> </ul>
HasAttachments	<p><b>Type</b> boolean</p> <p><b>Properties</b> Create, Defaulted on create, Filter, Group, Sort</p> <p><b>Description</b> Indicates whether a message has attachments associated with it (<code>true</code>) or not (<code>false</code>).</p>

Field	Details
Message	<p><b>Type</b> textarea</p> <p><b>Properties</b> Create, Nillable</p> <p><b>Description</b> The message or event sent by the author.</p>
MessageDeliverTime	<p><b>Type</b> datetime</p> <p><b>Properties</b> Create, Filter, Nillable, Sort</p> <p><b>Description</b> Unused field reserved for future use.</p>
MessageIdentifier	<p><b>Type</b> string</p> <p><b>Properties</b> Create, Filter, Group, Nillable, Sort</p>
MessageReadTime	<p><b>Type</b> datetime</p> <p><b>Properties</b> Create, Filter, Nillable, Sort</p> <p><b>Description</b> Unused field reserved for future use.</p>
MessageSendTime	<p><b>Type</b> datetime</p> <p><b>Properties</b> Create, Filter, Nillable, Sort</p> <p><b>Description</b> Unused field reserved for future use.</p>
MessageStatus	<p><b>Type</b> picklist</p> <p><b>Properties</b> Create, Filter, Group, Nillable, Restricted picklist, Sort</p> <p><b>Description</b> The status of the message sent by the author. The valid values include:</p> <ul style="list-style-type: none"> <li>• Delivered</li> <li>• Error</li> </ul>

Field	Details
	<ul style="list-style-type: none"> <li>• Pending</li> <li>• Read</li> <li>• Sent</li> </ul>
MessageStatusCode	<p><b>Type</b> string</p> <p><b>Properties</b> Create, Filter, Group, Nillable, Sort, Update</p> <p><b>Description</b> The code associated with a message status. <code>MessageStatusCode</code> is only populated when a message is undeliverable</p>
Seq	<p><b>Type</b> int</p> <p><b>Properties</b> Create, Filter, Group, Sort</p> <p><b>Description</b> The sequence position of this entry in the chat history.</p>

## ConversationParticipant

Represents an active participant in a conversation. A new `ConversationParticipant` record is created each time a participant joins a conversation. This object is available in API version 49.0 and later.

### Supported Calls

`describeSObjects()`, `query()`, `retrieve()`

### Fields

Field	Details
AppType	<p><b>Type</b> string</p> <p><b>Properties</b> Filter, Group, Sort</p> <p><b>Description</b> The type of app used by the participant, such as Facebook, SMS, or Voice.</p>
ConversationId	<p><b>Type</b> reference</p>



Field	Details
	<p><b>Properties</b> Filter, Group, Nillable, Sort</p> <p><b>Description</b> The record ID of the conversation that this participant is part of.</p>
JoinedTime	<p><b>Type</b> dateTime</p> <p><b>Properties</b> Filter, Sort</p> <p><b>Description</b> The date and time that a participant joined a conversation.</p>
LastActiveTime	<p><b>Type</b> dateTime</p> <p><b>Properties</b> Filter, Sort</p> <p><b>Description</b> The date and time that a participant was last active during a conversation.</p>
LeftTime	<p><b>Type</b> dateTime</p> <p><b>Properties</b> Filter, Nillable, Sort</p> <p><b>Description</b> The date and time that a participant left a conversation.</p>
Name	<p><b>Type</b> string</p> <p><b>Properties</b> Autonumber, Defaulted on create, Filter, idLookup, Sort</p> <p><b>Description</b> The autogenerated name of the conversation participants.</p>
ParticipantContext	<p><b>Type</b> string</p> <p><b>Properties</b> Filter, Group, Nillable, Sort</p> <p><b>Description</b> An identifier, such as a Facebook page, to add context about this participant.</p>
ParticipantEntityId	<p><b>Type</b> reference</p>

Field	Details
	<p><b>Properties</b> Filter, Group, Nillable, Sort</p> <p><b>Description</b> The ID of the record connected to this participant record, such as a Messaging End User or User record.</p>
ParticipantKey	<p><b>Type</b> string</p> <p><b>Properties</b> Filter, Group, Nillable, Sort</p> <p><b>Description</b> A value that uniquely identifies this participant.</p>
ParticipantRole	<p><b>Type</b> string</p> <p><b>Properties</b> Filter, Group, Nillable, Sort</p> <p><b>Description</b> The role of this participant in the conversation, such as Agent, End User, or Supervisor.</p>

## CorsWhitelistEntry

Cross-Origin Resource Sharing (CORS) enables web browsers to request resources from origins other than their own (cross-origin). For example, using CORS, JavaScript code at `https://www.example.com` could request a resource from `https://www.salesforce.com`. To access supported Salesforce APIs, Apex REST resources, and Lightning Out from JavaScript code in a web browser, add the origin serving the code to a Salesforce CORS safelist.

## Supported Calls

`create()`, `delete()`, `query()`, `retrieve()`, `update()`, `upsert()`

## Fields

Field Name	Details
DeveloperName	<p><b>Type</b> string</p> <p><b>Properties</b> Create, Filter, Group, Sort, Update</p>

**Field Name****Details****Description**

The unique name of the record in the API. This name can contain only underscores and alphanumeric characters, and must be unique in your org. It must begin with a letter, not include spaces, not end with an underscore, and not contain two consecutive underscores. This field is automatically generated but you can supply your own value if you create the record using the API.



**Note:** When creating large sets of data, always specify a unique `DeveloperName` for each record. If no `DeveloperName` is specified, performance may slow while Salesforce generates one for each record.

**Language****Type**

picklist

**Properties**

Create, Defaulted on create, Filter, Group, Nillable, Restricted picklist, Sort, Update

**Description**

This picklist contains the following fully-supported languages:

- Chinese (Simplified): `zh_CN`
- Chinese (Traditional): `zh_TW`
- Danish: `da`
- Dutch: `nl_NL`
- English: `en_US`
- Finnish: `fi`
- French: `fr`
- German: `de`
- Italian: `it`
- Japanese: `ja`
- Korean: `ko`
- Norwegian: `no`
- Portuguese (Brazil): `pt_BR`
- Russian: `ru`
- Spanish: `es`
- Spanish (Mexico): `es_MX` Spanish (Mexico) defaults to Spanish for customer-defined translations.
- Swedish: `sv`
- Thai: `th` The Salesforce user interface is fully translated to Thai, but Help is in English.

**MasterLabel****Type**

string

**Properties**

Create, Filter, Group, Sort, Update

Field Name	Details
	<p><b>Description</b></p> <p>Master label for the CORS whitelist entry.</p>
NamespacePrefix	<p><b>Type</b></p> <p>string</p> <p><b>Properties</b></p> <p>Filter, Group, Nillable, Sort</p> <p><b>Description</b></p> <p>For managed packages, this field is the namespace prefix assigned to the package. For unmanaged packages, this field is blank.</p>
UrlPattern	<p><b>Type</b></p> <p>string</p> <p><b>Properties</b></p> <p>Create, Filter, Group, idLookup, Sort, Update</p> <p><b>Description</b></p> <p>The origin URL pattern must include the HTTPS protocol (unless you're using your localhost) and a domain name, and can include a port. The wildcard character (*) is supported and must be in front of a second-level domain name. For example, <code>https://*.example.com</code> adds all subdomains of <code>example.com</code> to the whitelist.</p> <p>The origin URL pattern can be an IP address. However, an IP address and a domain that resolve to the same address are not the same origin, and you must add them to the CORS whitelist as separate entries.</p>

## Usage

[CORS](#) is a W3C recommendation that enables web browsers to request resources from origins other than their own (cross-origin request). For example, using CORS, a JavaScript script at `https://www.example.com` could request a resource from `https://www.salesforce.com`.

If a browser that supports CORS makes a request to an origin in the Salesforce CORS whitelist, Salesforce returns the origin in the `Access-Control-Allow-Origin` HTTP header, along with any additional CORS HTTP headers. If the origin is not included in the whitelist, Salesforce returns HTTP status code 403.



**Important:** CORS does not support requests for unauthenticated resources, including OAuth endpoints. You must pass an OAuth token with requests that require it.

## CreditMemo

Represents a document that is used to adjust or rectify errors made in an invoice. The invoice has already been processed and sent to a customer. This object is available in API version 48.0 and later.

A credit memo always decreases the balance of an invoice or invoice lines. Users can apply positive credit memos to positive invoices or invoice lines, and negative credit memos to negative invoices or invoice lines. For example, a \$10 credit memo would reduce the balance of a \$100 invoice line to \$90. A -\$10 credit memo would reduce the balance of a -\$100 credit memo to -\$110.

## Supported Calls

`describeLayout()`, `describeSObjects()`, `getDeleted()`, `getUpdated()`, `query()`, `retrieve()`, `search()`, `update()`

## Special Access Rules

To access these entities, your org must have a Salesforce Order Management license. These entities are available only in Lightning Experience.

## Fields

Field	Details
Balance	<p><b>Type</b> currency</p> <p><b>Properties</b> Filter, Nillable, Sort, Update</p> <p><b>Description</b> Amount of the credit memo available for allocation.</p>
BillToContactId	<p><b>Type</b> reference</p> <p><b>Properties</b> Filter, Group, Nillable, Sort, Update</p> <p><b>Description</b> Inherited from the account's Bill to Account.</p>
BillingAccountId	<p><b>Type</b> reference</p> <p><b>Properties</b> Filter, Group, Sort, Update</p> <p><b>Description</b> The customer account for this invoice.</p>
CreditDate	<p><b>Type</b> date</p> <p><b>Properties</b> Filter, Group, Sort, Update</p>

Field	Details
	<p><b>Description</b> The date that the credit memo was posted.</p>
CreditMemoNumber	<p><b>Type</b> string</p> <p><b>Properties</b> Filter, Group, Nillable, Sort, Update</p> <p><b>Description</b> System number for the credit memo.</p>
Description	<p><b>Type</b> string</p> <p><b>Properties</b> Filter, Group, Nillable, Sort, Update</p> <p><b>Description</b> Description of the credit memo.</p>
DocumentNumber	<p><b>Type</b> string</p> <p><b>Properties</b> Autonumber, Defaulted on create, Filter, idLookup, Sort</p> <p><b>Description</b> System-generated number for organization of financial documents. Can be sequential or random.</p>
LastReferencedDate	<p><b>Type</b> dateTime</p> <p><b>Properties</b> Filter, Nillable, Sort</p> <p><b>Description</b> The timestamp for when the current user last viewed a record related to this record.</p>
LastViewedDate	<p><b>Type</b> dateTime</p> <p><b>Properties</b> Filter, Nillable, Sort</p> <p><b>Description</b> The timestamp for when the current user last viewed this record. If this value is null, this record might only have been referenced (<code>LastReferencedDate</code>) and not viewed.</p>
OwnerId	<p><b>Type</b> reference</p>

Field	Details
	<p><b>Properties</b> Filter, Group, Sort, Update</p> <p><b>Description</b> The user who owns a credit memo record.</p>
ReferenceEntityId	<p><b>Type</b> reference</p> <p><b>Properties</b> Filter, Group, Nillable, Sort, Update</p> <p><b>Description</b> The ID of the order or order summary that created this credit memo.</p>
Status	<p><b>Type</b> picklist</p> <p><b>Properties</b> Filter, Group, Restricted picklist, Sort, Update</p> <p><b>Description</b> Status of the credit memo.  Possible values are:</p> <ul style="list-style-type: none"> <li>• <b>Canceled:</b> Reserved for future use.</li> <li>• <b>Draft:</b> The credit memo is not yet recorded as a financial transaction. Certain fields can still be edited.</li> <li>• <b>Pending:</b> Reserved for future use.</li> <li>• <b>Posted:</b> The credit memo has been recorded as a financial transaction. Most fields can't be edited.</li> </ul>
TotalAdjustmentAmount	<p><b>Type</b> currency</p> <p><b>Properties</b> Filter, Nillable, Sort</p> <p><b>Description</b> Sum of <code>TotalAmount</code> values for the credit memo's adjustment lines.</p>
TotalAmount	<p><b>Type</b> currency</p> <p><b>Properties</b> Filter, Nillable, Sort</p> <p><b>Description</b> Sum of the credit memo's <code>TotalLineAmount</code> and <code>TotalAdjustmentAmount</code>.</p>

Field	Details
TotalAmountWithTax	<p><b>Type</b> currency</p> <p><b>Properties</b> Filter, Nillable, Sort</p> <p><b>Description</b> Total credit memo amount, with tax included.</p>
TotalChargeAmount	<p><b>Type</b> currency</p> <p><b>Properties</b> Filter, Nillable, Sort</p> <p><b>Description</b> Sum of TotalAmount values for the credit memo's charge lines. values for all of this credit memo's credit memo lines.</p>
TotalTaxAmount	<p><b>Type</b> currency</p> <p><b>Properties</b> Filter, Nillable, Sort</p> <p><b>Description</b> Sum of TotalAmount values for the credit memo's tax lines.</p>

## CreditMemoLine

---

Represents a partial or full application of a credit memo's balance against an invoice or invoice line. This object is available in API version 48.0 and later.

### Supported Calls

`describeLayout()`, `describeSObjects()`, `getDeleted()`, `getUpdated()`, `query()`, `retrieve()`, `search()`, `update()`

### Special Access Rules

To access these entities, your org must have a Salesforce Order Management license. These entities are available only in Lightning Experience.



## Fields

Field	Details
AdjustmentAmount	<p><b>Type</b> currency</p> <p><b>Properties</b> Filter, Nillable, Sort, Update</p> <p><b>Description</b> Sum of adjustments made to the credit memo.</p>
ChargeAmount	<p><b>Type</b> currency</p> <p><b>Properties</b> Filter, Nillable, Sort, Update</p> <p><b>Description</b> Sum of charges made to the credit memo.</p>
CreditMemoId	<p><b>Type</b> reference</p> <p><b>Properties</b> Filter, Group, Sort</p> <p><b>Description</b> ID of the parent credit memo.</p>
Description	<p><b>Type</b> string</p> <p><b>Properties</b> Filter, Group, Nillable, Sort, Update</p> <p><b>Description</b> Description of the credit memo line.</p>
EndDate	<p><b>Type</b> date</p> <p><b>Properties</b> Filter, Group, Nillable, Sort, Update</p> <p><b>Description</b> For credit memos made from a time-based service, the end date of the billing for the service.</p>
Name	<p><b>Type</b> string</p> <p><b>Properties</b> Filter, Group, idLookup, Sort, Update</p>

Field	Details
	<p><b>Description</b> Name of the credit memo line.</p>
Product2Id	<p><b>Type</b> reference</p> <p><b>Properties</b> Filter, Group, Nillable, Sort, Update</p> <p><b>Description</b> The product that was charged or ordered to create the credit memo line.</p>
ReferenceEntityItemId	<p><b>Type</b> reference</p> <p><b>Properties</b> Filter, Group, Nillable, Sort, Update</p> <p><b>Description</b> The order item or adjustment item that created the credit memo line.</p>
ReferenceEntityType	<p><b>Type</b> picklist</p> <p><b>Properties</b> Filter, Group, Nillable, Restricted picklist, Sort</p> <p><b>Description</b> The type of transaction that created the credit memo line. Possible values are:</p> <ul style="list-style-type: none"> <li>• DeliveryCharge</li> <li>• OrderProduct</li> </ul>
ReferenceEntityTypeCode	<p><b>Type</b> picklist</p> <p><b>Properties</b> Filter, Group, Nillable, Restricted picklist, Sort</p> <p><b>Description</b> The type of object that created the credit memo line. Possible values are:</p> <ul style="list-style-type: none"> <li>• Charge</li> <li>• Product</li> </ul>
RelatedLineId	<p><b>Type</b> reference</p> <p><b>Properties</b> Filter, Group, Nillable, Sort, Update</p>

Field	Details
	<b>Description</b> The original invoice line that was adjusted or taxed.
StartDate	<b>Type</b> date <b>Properties</b> Filter, Group, Nillable, Sort, Update <b>Description</b> For credit memo lines made from a time-based service, the first date of the billing for the service.
Status	<b>Type</b> string <b>Properties</b> Filter, Group, Nillable, Sort <b>Description</b> State of the credit memo line. Inherited from the invoice's status.
TaxAmount	<b>Type</b> currency <b>Properties</b> Filter, Nillable, Sort, Update <b>Description</b> Total tax for the credit memo.
TaxCode	<b>Type</b> string <b>Properties</b> Filter, Group, Nillable, Sort, Update <b>Description</b> The code used to calculate tax rate for the invoice line.
TaxEffectiveDate	<b>Type</b> date <b>Properties</b> Filter, Group, Nillable, Sort, Update <b>Description</b> The date used to calculate the credit memo line's TaxAmount.
TaxName	<b>Type</b> string

Field	Details
	<p><b>Properties</b> Filter, Group, Nillable, Sort, Update</p> <p><b>Description</b> User-defined name for applied tax.</p>
TaxRate	<p><b>Type</b> percent</p> <p><b>Properties</b> Filter, Nillable, Sort, Update</p> <p><b>Description</b> Percentage value used for calculating tax.</p>
TotalAmount	<p><b>Type</b> currency</p> <p><b>Properties</b> Filter, Nillable, Sort</p> <p><b>Description</b> The total amount of the credit memo line before any applicable tax.</p>
TotalAmountWithTax	<p><b>Type</b> currency</p> <p><b>Properties</b> Filter, Nillable, Sort</p> <p><b>Description</b> Total amount of tax for this credit memo line, with tax included. Sum of TotalAmount and TaxAmount.</p>
Type	<p><b>Type</b> picklist</p> <p><b>Properties</b> Filter, Group, Nillable, Restricted picklist, Sort</p> <p><b>Description</b> Shows the type of transaction for the invoice line. Possible values are:</p> <ul style="list-style-type: none"> <li>• Adjustment</li> <li>• Charge</li> <li>• Tax</li> </ul>

## Crisis

---

Represents a major crisis event that affects an Employee in an InternalOrganizationUnit. This object is available in API version 48.0 and later.

Work.com uses this object to track and describe crisis situations.

## Supported Calls

`create()`, `delete()`, `describeLayout()`, `describeSObjects()`, `getDeleted()`, `getUpdated()`, `query()`, `retrieve()`, `undelete()`, `update()`, `upsert()`

## Fields

Field	Details
CrisisType	<p><b>Type</b> picklist</p> <p><b>Properties</b> Create, Filter, Group, Sort, Update</p> <p><b>Description</b> Required. The type or category of crisis. Possible values are:</p> <ul style="list-style-type: none"> <li>• Economic Crisis</li> <li>• Natural Disaster</li> <li>• Pandemic</li> <li>• War</li> </ul>
Description	<p><b>Type</b> string</p> <p><b>Properties</b> Create, Filter, Group, Nillable, Sort, Update</p> <p><b>Description</b> The crisis description.</p>
EndDate	<p><b>Type</b> date</p> <p><b>Properties</b> Create, Filter, Group, Nillable, Sort, Update</p> <p><b>Description</b> The date the crisis ended.</p>
LastReferencedDate	<p><b>Type</b> dateTime</p>

Field	Details
	<p><b>Properties</b> Filter, Nillable, Sort</p> <p><b>Description</b> The timestamp for when the current user last viewed a record related to this record.</p>
LastViewedDate	<p><b>Type</b> dateTime</p> <p><b>Properties</b> Filter, Nillable, Sort</p> <p><b>Description</b> The timestamp for when the current user last viewed this record. If this value is null, this record might only have been referenced (LastReferencedDate) and not viewed.</p>
Name	<p><b>Type</b> string</p> <p><b>Properties</b> Create, Filter, Group, idLookup, Sort, Update</p> <p><b>Description</b> Required. The crisis record name.</p>
OwnerId	<p><b>Type</b> reference</p> <p><b>Properties</b> Create, Defaulted on create, Filter, Group, Sort, Update</p> <p><b>Description</b> The ID of the user who currently owns this record. Default value is the user logged in to the API to perform the create.</p>
StartDate	<p><b>Type</b> date</p> <p><b>Properties</b> Create, Filter, Group, Sort, Update</p> <p><b>Description</b> Required. The date the crisis started.</p>

## SEE ALSO:

[Workplace Command Center for Work.com Developer Guide: Extend Work.com with Custom Solutions](#)

## CronJobDetail

---

Contains details about the associated scheduled job, such as the job's name and type. This object is available in API version 29.0 and later.

### Supported Calls

`describeSObjects()`, `query()`, `retrieve()`

### Fields

Field	Details
JobType	<p><b>Type</b> picklist</p> <p><b>Properties</b> Filter, Group, Nillable, Restricted picklist, Sort</p> <p><b>Description</b> The type of the associated scheduled job. The following are the available job types. Each job type label is listed with its value in parenthesis. Use the job type value when querying for a specific job type.</p> <ul style="list-style-type: none"> <li>• 1—Data Export</li> <li>• 3—Dashboard Refresh</li> <li>• 4—Reporting Snapshot</li> <li>• 6—Scheduled Flow</li> <li>• 7—Scheduled Apex</li> <li>• 8—Report Run</li> <li>• 9—Batch Job</li> <li>• A—Reporting Notification</li> </ul>
Name	<p><b>Type</b> string</p> <p><b>Properties</b> Filter, Group, idLookup, Sort</p> <p><b>Description</b> The name of the associated scheduled job.</p>

### Usage

Use this object to query additional information about a scheduled job, such as the job's name and type.

# CronTrigger

---

Contains schedule information for a scheduled job. CronTrigger is similar to a cron job on UNIX systems. This object is available in API version 17.0 and later.

## Supported Calls

`describeSObjects()`, `query()`, `retrieve()`

## Fields

Field	Details
CronExpression	<p><b>Type</b> string</p> <p><b>Properties</b> Filter, Group, Nillable, Sort</p> <p><b>Description</b> The cron expression used to initiate the schedule. Syntax:</p> <div style="border: 1px solid #ccc; padding: 5px; margin: 10px 0;"> <p><i><b>Seconds Minutes Hours Day_of_month Month Day_of_week Optional_year</b></i></p> </div> <p>See <a href="#">schedule(jobName, cronExpression, schedulableClass)</a> in the <i>Apex Developer Guide</i>.</p>
CronJobDetailId	<p><b>Type</b> reference</p> <p><b>Properties</b> Filter, Group, Nillable, Sort</p> <p><b>Description</b> The ID of the CronJobDetail record containing more details about this scheduled job.</p>
EndTime	<p><b>Type</b> dateTime</p> <p><b>Properties</b> Filter, Nillable, Sort</p> <p><b>Description</b> The date and time when the job either finished or will finish.</p>
NextFireTime	<p><b>Type</b> dateTime</p> <p><b>Properties</b> Filter, Nillable, Sort</p>



Field	Details
	<p><b>Description</b></p> <p>The next date and time the job is scheduled to run. null if the job is not scheduled to run again.</p>
OwnerId	<p><b>Type</b></p> <p>reference</p> <p><b>Properties</b></p> <p>Filter, Group, Nillable, Sort</p> <p><b>Description</b></p> <p>Owner of the job.</p>
PreviousFireTime	<p><b>Type</b></p> <p>dateTime</p> <p><b>Properties</b></p> <p>Filter, Nillable, Sort</p> <p><b>Description</b></p> <p>The most recent date and time the job ran. null if the job has not run before current local time.</p>
StartTime	<p><b>Type</b></p> <p>dateTime</p> <p><b>Properties</b></p> <p>Filter, Nillable, Sort</p> <p><b>Description</b></p> <p>The date and time when the most recent iteration of the scheduled job started.</p>
State	<p><b>Type</b></p> <p>string</p> <p><b>Properties</b></p> <p>Filter, Group, Nillable, Sort</p> <p><b>Description</b></p> <p>The current state of the job. The job state is managed by the system. Possible values are:</p> <ul style="list-style-type: none"> <li>• <b>WAITING</b>—The job is waiting for execution.</li> <li>• <b>ACQUIRED</b>—The job has been picked up by the system and is about to execute.</li> <li>• <b>EXECUTING</b>—The job is executing.</li> <li>• <b>COMPLETE</b>—The trigger has fired and is not scheduled to fire again.</li> <li>• <b>ERROR</b>—The trigger definition has an error.</li> <li>• <b>DELETED</b>—The job has been deleted.</li> <li>• <b>PAUSED</b>—A job can have this state during patch and major releases. After the release has finished, the job state is automatically set to <b>WAITING</b> or another state.</li> </ul>

Field	Details
	<ul style="list-style-type: none"> <li><b>BLOCKED</b>—Execution of a second instance of the job is attempted while one instance is running. This state lasts until the first job instance is completed.</li> <li><b>PAUSED_BLOCKED</b>—A job has this state due to a release occurring. When the release has finished and no other instance of the job is running, the job's status is set to another state.</li> </ul>
TimesTriggered	<p><b>Type</b> int</p> <p><b>Properties</b> Filter, Group, Nillable, Sort</p> <p><b>Description</b> The number of times this job has been triggered.</p>
TimeZoneSidKey	<p><b>Type</b> picklist</p> <p><b>Properties</b> Filter, Group, Nillable, Restricted picklist, Sort</p> <p><b>Description</b> Returns the timezone ID. For example, <code>America/Los_Angeles</code>.</p>

## Usage

Use this object to query scheduled jobs in your organization.

## CspTrustedSite

Represents a CSP Trusted Site. The Lightning Component framework uses Content Security Policy (CSP) to impose restrictions on content. The main objective is to help prevent cross-site scripting (XSS) and other code injection attacks. To use third-party APIs that make requests to an external (non-Salesforce) server or to use a WebSocket connection, add a CSP Trusted Site. This object is available in API version 48.0 and later.

## Supported Calls

`create()`, `delete()`, `describeSObjects()`, `query()`, `retrieve()`, `update()`, `upsert()`

## Fields

Field	Details
Context	<p><b>Type</b> picklist</p>

Field	Details
	<p><b>Properties</b> Create, Filter, Group, Restricted picklist, Sort, Update</p> <p><b>Description</b> Declares the scope of trust for the listed third-party host.</p> <p>Possible values are:</p> <ul style="list-style-type: none"> <li>• <code>All</code>—Whitelists the host for both Lightning Experience and Lightning Communities experience.</li> <li>• <code>Communities</code>—Whitelists the host for Lightning Communities experience only.</li> <li>• <code>FieldServiceMobileExtension</code>—Whitelists the host for the Field Service Lightning Mobile Extensions only.</li> <li>• <code>LEX</code>—Whitelists the host for Lightning Experience only.</li> </ul>
Description	<p><b>Type</b> textarea</p> <p><b>Properties</b> Create, Filter, Group, Nillable, Sort, Update</p> <p><b>Description</b> The description of the trusted site. Limit: 255 characters.</p>
DeveloperName	<p><b>Type</b> string</p> <p><b>Properties</b> Create, Filter, Group, Sort, Update</p> <p><b>Description</b> The developer name of the trusted site.</p>
EndpointUrl	<p><b>Type</b> string</p> <p><b>Properties</b> Create, Filter, Group, Sort, Update</p> <p><b>Description</b> The URL for the trusted site.</p>
IsActive	<p><b>Type</b> boolean</p> <p><b>Properties</b> Create, Defaulted on create, Filter, Group, Sort, Update</p> <p><b>Description</b> Indicates whether the trusted site is active.</p>

Field	Details
IsApplicableToConnectSrc	<p><b>Type</b> boolean</p> <p><b>Properties</b> Create, Defaulted on create, Filter, Group, Sort, Update</p> <p><b>Description</b> Indicates if Lightning components can load URLs using script interfaces from this site.</p>
IsApplicableToFontSrc	<p><b>Type</b> boolean</p> <p><b>Properties</b> Create, Defaulted on create, Filter, Group, Sort, Update</p> <p><b>Description</b> Indicates if Lightning components can load fonts from this site.</p>
IsApplicableToFrameSrc	<p><b>Type</b> boolean</p> <p><b>Properties</b> Create, Defaulted on create, Filter, Group, Sort, Update</p> <p><b>Description</b> Indicates if Lightning components can load resources contained in &lt;iframe&gt; elements from this site.</p>
IsApplicableToImgSrc	<p><b>Type</b> boolean</p> <p><b>Properties</b> Create, Defaulted on create, Filter, Group, Sort, Update</p> <p><b>Description</b> Indicates if Lightning components can load images from this site.</p>
IsApplicableToMediaSrc	<p><b>Type</b> boolean</p> <p><b>Properties</b> Create, Defaulted on create, Filter, Group, Sort, Update</p> <p><b>Description</b> Indicates if Lightning components can load audio and video from this site.</p>
IsApplicableToStyleSrc	<p><b>Type</b> boolean</p> <p><b>Properties</b> Create, Defaulted on create, Filter, Group, Sort, Update</p>

Field	Details
	<p><b>Description</b> Indicates if Lightning components can load style sheets from this site.</p>
Language	<p><b>Type</b> picklist</p> <p><b>Properties</b> Create, Defaulted on create, Filter, Group, Nillable, Restricted picklist, Sort, Update</p> <p><b>Description</b> The language for the trusted site.</p>
MasterLabel	<p><b>Type</b> string</p> <p><b>Properties</b> Create, Filter, Group, Sort, Update</p> <p><b>Description</b> Master label for this trusted site.</p>
NamespacePrefix	<p><b>Type</b> string</p> <p><b>Properties</b> Filter, Group, Nillable, Sort</p> <p><b>Description</b> Namespace prefix for this trusted site.</p>

## Usage

CSP is a W3C standard that defines rules to control the source of content that can be loaded on a page. All CSP rules work at the page level, and apply to all components and libraries. By default, the framework's headers allow content to be loaded only from secure (HTTPS) URLs and forbid XHR requests from JavaScript.

When you define a CSP Trusted Site, you can add the site's URL to the list of allowed sites for the following directives in the CSP header.

- `connect-src`
- `frame-src`
- `img-src`
- `style-src`
- `font-src`
- `media-src`

This change to the CSP header directives allows Lightning components to load resources, such as images, styles, and fonts, from the site. It also allows client-side code to make requests to the site.

# CurrencyType

---

Represents the currencies used by an organization for which the multicurrency feature is enabled.

## Supported Calls

`create()`, `describeSObjects()`, `getUpdated()`, `query()`, `retrieve()`, `search()`, `update()`

## Special Access Rules

- This object is not available in single-currency organizations.
- You need the “Customize Application” permission to edit this object.
- Your client application can't delete this object.
- Customer Portal users can't access this object.

## Fields

Field	Details
<code>ConversionRate</code>	<p><b>Type</b> double</p> <p><b>Properties</b> Filter</p> <p><b>Description</b> Required. Conversion rate of this currency type against the corporate currency.</p>
<code>DecimalPlaces</code>	<p><b>Type</b> int</p> <p><b>Properties</b> Filter</p> <p><b>Description</b> Required. For this currency, specifies the number of digits to the right of the decimal point, such as zero (0) for JPY or 2 for USD.</p>
<code>IsActive</code>	<p><b>Type</b> boolean</p> <p><b>Properties</b> Defaulted on create, Filter</p> <p><b>Description</b> Indicates whether this currency type is active (<code>true</code>) or not (<code>false</code>). Inactive currency types do not appear in picklists in the user interface. Label is <b>Active</b>. This field defaults to <code>false</code> if no value is provided when updating or inserting a record.</p>

Field	Details
IsCorporate	<p><b>Type</b> boolean</p> <p><b>Properties</b> Defaulted on create, Filter</p> <p><b>Description</b> Indicates whether this currency type is the corporate currency (<code>true</code>) or not (<code>false</code>). Label is <b>Corporate Currency</b>. All other currency conversion rates are applied against this corporate currency. If a currency is already defined as the corporate currency in the user interface, it can't be unset. When a non-corporate currency is set to a corporate currency, the system reconfigures all conversion rates based on the new corporate currency.</p>
IsoCode	<p><b>Type</b> picklist</p> <p><b>Properties</b> Filter, Restricted picklist</p> <p><b>Description</b> Required. ISO code of the currency. Must be one of the valid alphabetic, three-letter currency ISO codes defined by the ISO 4217 standard, such as <code>USD</code>, <code>GBP</code>, or <code>JPY</code>. Must be unique within your organization. Label is <b>Currency ISO Code</b>.</p>

## Usage

This object is for multicurrency organizations only. Use this object to define the currencies your organization uses.

When updating an existing record, make sure to provide values for all fields to avoid undesired changes to the `CurrencyType`. For example, if a value for `IsActive` is not provided, the default (`false`) is used, which could result in a currently active `CurrencyType` becoming inactive.

SEE ALSO:

[DatedConversionRate](#)

[Object Basics](#)

## CustomBrand

Represents a custom branding and color scheme. This object is available in API version 28.0 and later.

## Supported Calls

`create()`, `describeSObjects()`, `query()`, `retrieve()`, `update()`, `upsert()`

## Special Access Rules

This object is available only if Salesforce Communities are enabled in your org.

### Fields

Field Name	Details
ParentId	<p><b>Type</b> reference</p> <p><b>Properties</b> Create, Filter, Group, Sort, Update</p> <p><b>Description</b> The ID of the parent entity that this branding applies to. The parent entity can be either a network, organization, topic, or reputation level.</p> <p>The branding applies to the entity that the <code>ParentId</code> references. For example, if the <code>ParentId</code> references a network ID, the branding applies to that network (community) only, and if the <code>ParentId</code> references an organization ID, the branding applies to the organization that it is accessed through, and so on. Label is <code>Branded Entity ID</code>.</p>

### Usage

Use this object along with [CustomBrandAsset](#) to apply a custom branding scheme to your community. The branding scheme for the community shows in both the user interface and in the Salesforce mobile app. You must have Create and Manage Communities to customize community branding.

You can also use this object to apply a custom branding scheme to your organization when it is accessed through the Salesforce mobile app.

SEE ALSO:

[Network](#)

## CustomBrandAsset

Represents a branding element in a custom branding scheme. For example, a color, logo image, header image, or footer text. A `CustomBrandAsset` can apply to a community or to an org using the Salesforce mobile app. This object is available in API version 28.0 and later.

### Supported Calls

`create()`, `delete()`, `describeSObjects()`, `query()`, `retrieve()`, `update()`, `upsert()`



## Special Access Rules

This object is available only if Salesforce Communities are enabled in your org.

### Fields

Field Name	Details
AssetCategory	<p><b>Type</b> picklist</p> <p><b>Properties</b> Create, Filter, Group, Restricted picklist, Sort, Update</p> <p><b>Description</b> Values include:</p> <ul style="list-style-type: none"> <li>• <b>MotifZeronyColor</b>—The background color for the header. Label is <code>Zerony motif color</code>. If this CustomBrandAsset is for a network, this is the header color for the network. If it is for an org, this is the header color when users access the Salesforce mobile app.</li> <li>• <b>MotifPrimaryColor</b>—The color used for the active tab. Label is <code>Primary motif color</code>. Not used for the Salesforce mobile app branding.</li> <li>• <b>MotifSecondaryColor</b>—The color used for the top borders of lists and tables. Label is <code>Secondary motif color</code>. Not used for the Salesforce mobile app branding.</li> <li>• <b>MotifTertiaryColor</b>—The background color for section headers on edit and detail pages. Label is <code>Tertiary motif color</code>. Not used for the Salesforce mobile app branding.</li> <li>• <b>MotifQuaternaryColor</b>—If this CustomBrandAsset is for a network, this is the background color for network pages. If it is for an org, this is the background color on a splash page. Label is <code>Quaternary motif color</code>.</li> <li>• <b>MotifZeronyComplementColor</b>—Font color used with <code>zeronyColor</code>. Label is <code>Zerony motif colors complement color</code>.</li> <li>• <b>MotifPrimaryComplementColor</b>—Font color used with <code>primaryColor</code>. Label is <code>Primary motif colors complement color</code>. Not used for the Salesforce mobile app branding.</li> <li>• <b>MotifTertiaryComplementColor</b>—Font color used with <code>tertiaryColor</code>. Label is <code>Tertiary motif colors complement color</code>.</li> </ul>

Field Name	Details
	<p>Not used for the Salesforce mobile app branding.</p> <ul style="list-style-type: none"> <li>• <code>MotifQuaternaryComplementColor</code>—Font color used with <code>quaternaryColor</code>. Label is <code>Quaternary motif colors complement color</code>.</li> </ul> <p>Not used for the Salesforce mobile app branding.</p> <ul style="list-style-type: none"> <li>• <code>PageHeader</code>—An image that appears on the header of the community pages. Can be an .html, .gif, .jpg, or .png file. Label is <code>Page Header</code>.</li> </ul> <p>Not used for the Salesforce mobile app branding.</p> <ul style="list-style-type: none"> <li>• <code>PageFooter</code>—An image that appears on the footer of the community pages. Must be an .html file. Label is <code>Page Footer</code>.</li> </ul> <p>Not used for the Salesforce mobile app branding.</p> <ul style="list-style-type: none"> <li>• <code>LoginFooterText</code>—The text that appears in the footer of the community login page. Label is <code>Footer text displayed on the login page</code>.</li> </ul> <p>Not used for the Salesforce mobile app branding.</p> <ul style="list-style-type: none"> <li>• <code>LoginLogoImageId</code>—The logo that appears on the community login page for external users. In the Salesforce mobile app, this logo also appears on the community splash page. Label is <code>Logo image displayed on the login page</code>.</li> <li>• <code>LargeLogoImageId</code>—Only used for the Salesforce mobile app. The logo that appears on the splash page when you start the Salesforce mobile app. Label is <code>Large logo image</code>.</li> <li>• <code>SmallLogoImageId</code>—Only used for the Salesforce mobile app. The logo that appears on the publisher in the Salesforce mobile app. Label is <code>Small logo image</code>.</li> <li>• <code>StaticLogoImageUrl</code>—The logo that appears on the community login page for external users. Label is <code>Static logo image url</code>.</li> <li>• <code>LoginQuaternaryColor</code>—The background color that appears on the community login page for external users. Label is <code>Login background color</code>.</li> <li>• <code>LoginRightFrameUrl</code>—The URL to the contents that appears on right side of the community login page for external users. Label is <code>Login right frame url</code>.</li> <li>• <code>LogoAssetId</code>—ID of the document, if the logo is uploaded to the Documents folder. The logo appears on the login page community login page for external users. Label is <code>Logo asset image</code>.</li> </ul>
<code>AssetSourceId</code>	<p><b>Type</b> reference</p> <p><b>Properties</b> Create, Filter, Group, Nillable, Sort, Update</p>

Field Name	Details
	<p><b>Description</b></p> <p>ID of the document uploaded to the Documents folder if the value of <code>AssetCategory</code> is <code>PageHeader</code>, <code>PageFooter</code>, or <code>LoginLogoImageId</code>.</p>
CustomBrandId	<p><b>Type</b></p> <p>reference</p> <p><b>Properties</b></p> <p>Create, Filter, Group, Sort, Update</p> <p><b>Description</b></p> <p>ID of the associated <a href="#">CustomBrand</a>.</p>
ForeignKeyAssetId	<p><b>Type</b></p> <p>reference</p> <p><b>Properties</b></p> <p>Create, Filter, Group, Nillable, Sort, Update</p> <p><b>Description</b></p> <p>This field was removed in API version 41.0, and is available in earlier versions for backward compatibility only. Use <code>AssetSourceId</code> instead.</p> <p>ID of the document used if the <code>AssetCategory</code> is <code>PageHeader</code>, <code>PageFooter</code>, or <code>LoginLogoImageId</code>.</p>
TextAsset	<p><b>Type</b></p> <p>string</p> <p><b>Properties</b></p> <p>Create, Filter, Nillable, Sort, Update</p> <p><b>Description</b></p> <p>Text used if the <code>AssetCategory</code> is <code>LoginFooterText</code>.</p>

## Usage

Use this object to add basic branding elements—color scheme, header or footer images, login page logo, or footer text—to the branding scheme ([CustomBrand](#)) for your Network. You must have Create and Manage Communities to customize community branding.

If you're using communities in the Salesforce mobile app, the loading page shows the logo.

SEE ALSO:

[Network](#)

# CustomHelpMenuItem

---

Represents the items within a section of the Lightning Experience help menu that the admin added to display custom, org-specific help resources. This object is available in API version 44.0 and later.

## Supported Calls

`create()`, `delete()`, `describeSObjects()`, `query()`, `retrieve()`, `update()`, `upsert()`

## Packaging Considerations

Although you can package custom Help Menu section information, the section won't appear in the Help Menu Setup page or the Help Menu user interface of orgs where the package is installed. Instead, customers must view the data in the CustomHelpMenuItem and CustomHelpMenuSection objects and then manually add resources on the Help Menu Setup page. See [Define Custom Help for the Lightning Experience Help Menu](#) for more information.

## Fields

Field	Details
LinkUrl	<p><b>Type</b> url</p> <p><b>Properties</b> Create, Filter, Sort, Update</p> <p><b>Description</b> Required. The URL for the resource. Specify up to 1,000 characters.</p>
MasterLabel	<p><b>Type</b> string</p> <p><b>Properties</b> Create, Filter, Group, Sort, Update</p> <p><b>Description</b> Required. The name of the resource. Specify up to 100 characters.</p>
ParentId	<p><b>Type</b> reference</p> <p><b>Properties</b> Create, Filter, Group, Sort</p> <p><b>Description</b> The ID of the custom help section the item belongs to.</p>
SortOrder	<p><b>Type</b> int</p>

Field	Details
	<p><b>Properties</b> Create, Filter, Group, Sort, Update</p> <p><b>Description</b> Required. The order of the item within the custom section. Valid values are 1 through 15.</p>

## CustomHelpMenuSection

Represents a section of the Lightning Experience help menu that the admin added to display custom, org-specific help resources. This object is available in API version 44.0 and later.


### Supported Calls

`create()`, `delete()`, `describeObjects()`, `query()`, `retrieve()`, `update()`, `upsert()`

### Packaging Considerations

Although you can package custom Help Menu section information, the section won't appear in the Help Menu Setup page or the Help Menu user interface of orgs where the package is installed. Instead, customers must view the data in the CustomHelpMenuItem and CustomHelpMenuSection objects and then manually add resources on the Help Menu Setup page. See [Define Custom Help for the Lightning Experience Help Menu](#) for more information.

### Fields

Field	Details
DeveloperName	<p><b>Type</b> string</p> <p><b>Properties</b> Create, Filter, Group, Sort, Update</p> <p><b>Description</b> The unique name of the custom help section in the API. This name can contain only underscores and alphanumeric characters and must be unique in your organization. It must begin with a letter, not include spaces, not end with an underscore, and not contain two consecutive underscores. The label corresponds to section title in the user interface. Limit: 80 characters.</p> <p> <b>Note:</b> When creating large sets of data, always specify a unique <code>DeveloperName</code> for each record. If no <code>DeveloperName</code> is specified, performance may slow while Salesforce generates one for each record.</p>
Language	<p><b>Type</b> picklist</p>

Field	Details
	<p><b>Properties</b> Create, Defaulted on create, Filter, Group, Nillable, Restricted picklist, Sort, Update</p> <p><b>Description</b> Required. Language of the label. Possible values are:</p> <ul style="list-style-type: none"> <li>• da (Danish)</li> <li>• de (German)</li> <li>• en_US (English)</li> <li>• es (Spanish)</li> <li>• es_MX (Spanish (Mexico))</li> <li>• fi (Finnish)</li> <li>• fr (French)</li> <li>• it (Italian)</li> <li>• ja (Japanese)</li> <li>• ko (Korean)</li> <li>• nl_NL (Dutch)</li> <li>• no (Norwegian)</li> <li>• pt_BR (Portuguese (Brazil))</li> <li>• ru (Russian)</li> <li>• sv (Swedish)</li> <li>• th (Thai)</li> <li>• zh_CN (Chinese (Simplified))</li> <li>• zh_TW (Chinese (Traditional))</li> </ul>
MasterLabel	<p><b>Type</b> string</p> <p><b>Properties</b> Create, Filter, Group, Sort, Update</p> <p><b>Description</b> Required. The name of the resource. Specify up to 100 characters.</p>
NamespacePrefix	<p><b>Type</b> string</p> <p><b>Properties</b> Filter, Group, Nillable, Sort</p> <p><b>Description</b> The namespace prefix that is associated with this object. Each Developer Edition org that creates a managed package has a unique namespace prefix. Limit: 15 characters. You can refer to a component in a managed package by using the <b><i>namespacePrefix__componentName</i></b> notation.</p> <p>The namespace prefix can have one of the following values.</p>

Field	Details
	<ul style="list-style-type: none"> <li>In Developer Edition orgs, <code>NamespacePrefix</code> is set to the namespace prefix of the org for all objects that support it, unless an object is in an installed managed package. In that case, the object has the namespace prefix of the installed managed package. This field's value is the namespace prefix of the Developer Edition org of the package developer.</li> <li>In orgs that are not Developer Edition orgs, <code>NamespacePrefix</code> is set only for objects that are part of an installed managed package. All other objects have no namespace prefix.</li> </ul>

## CustomHTTPHeader

Represents a custom HTTP header that provides context information from Salesforce such as region, org details, or the role of the person viewing the external object. This object is available in API version 43.0 and later.

## Supported Calls

`describeLayout()`, `query()`, `retrieve()`


## Fields

Field Name	Details
Description	<p><b>Type</b> textarea</p> <p><b>Properties</b> Filter, Nillable, Sort</p> <p><b>Description</b> A text description of the header field's purpose.</p>
HeaderFieldName	<p><b>Type</b> string</p> <p><b>Properties</b> Filter, Group, Sort</p> <p><b>Description</b> Name of the header field. The name must contain at least one alphanumeric character or underscore. It can also include: <code>! # \$ % &amp; ' * + - . ^ _ `   ~</code></p>
HeaderFieldValue	<p><b>Type</b> string</p> <p><b>Properties</b> Filter, Sort</p>

Field Name	Details
	<p><b>Description</b></p> <p>A formula that resolves to the value for the header. The values in the formula must evaluate to a string. If the formula resolves to null and an empty string, the header isn't sent.</p>
IsActive	<p><b>Type</b></p> <p>boolean</p> <p><b>Properties</b></p> <p>Defaulted on create, Filter, Group, Sort</p> <p><b>Description</b></p> <p>Indicates whether the custom HTTP header is available to use.</p>
ParentId	<p><b>Type</b></p> <p>reference</p> <p><b>Properties</b></p> <p>Filter, Group, Sort</p> <p><b>Description</b></p> <p>ID of the entity that the custom HTTP header is related to.</p>

## Usage

For each OData external data source, define up to 10 HTTP headers to request data.

 **Note:** HTTP headers aren't supported on named credentials.

## CustomNotificationType

Stores information about custom notification types. This object is available in API version 47.0 and later.

## Supported Calls

`create()`, `delete()`, `describeSObjects()`, `query()`, `retrieve()`, `update()`, `upsert()`

## Fields

Field	Details
CustomNotifTypeName	<p><b>Type</b></p> <p>string</p> <p><b>Properties</b></p> <p>Create, Filter, Group, idLookup, Sort, Unique, Update</p>



Field	Details
	<p><b>Description</b> Specifies a notification type name. The notification type name is unique within your organization. Maximum number of characters: 80.</p>
Description	<p><b>Type</b> textarea</p> <p><b>Properties</b> Create, Filter, Group, Nillable, Sort, Update</p> <p><b>Description</b> Specifies a general description of the notification type, which is displayed with the notification type name. Maximum number of characters: 255.</p>
Desktop	<p><b>Type</b> boolean</p> <p><b>Properties</b> Create, Defaulted on create, Filter, Group, Sort, Update</p> <p><b>Description</b> Indicates whether the desktop delivery channel is enabled (<code>true</code>) or not (<code>false</code>). The default is <code>false</code>.</p>
DeveloperName	<p><b>Type</b> string</p> <p><b>Properties</b> Create, Filter, Group, Sort, Update</p> <p><b>Description</b> Specifies the API name of the notification type.</p>
Language	<p><b>Type</b> picklist</p> <p><b>Properties</b> Create, Defaulted on create, Filter, Group, Nillable, Restricted picklist, Sort, Update</p> <p><b>Description</b> Specifies the language of the custom notification type. The value for this field is the language value of the org.</p>
MasterLabel	<p><b>Type</b> string</p> <p><b>Properties</b> Create, Filter, Group, Sort, Update</p> <p><b>Description</b> Specifies the notification type label.</p>

Field	Details
Mobile	<p><b>Type</b> boolean</p> <p><b>Properties</b> Create, Defaulted on create, Filter, Group, Sort, Update</p> <p><b>Description</b> Indicates whether the mobile delivery channels is enabled (<code>true</code>) or not (<code>false</code>). The default is <code>false</code>.</p>
NamespacePrefix	<p><b>Type</b> string</p> <p><b>Properties</b> Filter, Group, Nillable, Sort</p> <p><b>Description</b> Specifies the namespace of the notification type, if installed with a managed package.</p>

## CustomPermission

Represents a permission created to control access to a custom process or app, such as sending email. This object is available in API version 31.0 and later.

## Supported Calls

`describeSObjects()`, `describeLayout()`, `query()`, `retrieve()`

## Special Access Rules

As of Summer '20 and later, only users who have one of these permissions can access this object:

- View Setup and Configuration
- Manage Session Permission Set Activations
- Assign Permission Sets

## Fields

Field Name	Details
Description	<p><b>Type</b> textarea</p> <p><b>Properties</b> Filter, Group, Nillable, Sort</p>

**Field Name****Details****Description**

A description of the custom permission. Limit: 255 characters.

DeveloperName

**Type**

string

**Properties**

Filter, Group, Sort

**Description**

The unique name of the custom permission in the API. This name can contain only underscores and alphanumeric characters and must be unique in your organization. It must begin with a letter, not include spaces, not end with an underscore, and not contain two consecutive underscores. The label corresponds to **Name** in the user interface. Limit: 80 characters.



**Note:** When creating large sets of data, always specify a unique DeveloperName for each record. If no DeveloperName is specified, performance may slow while Salesforce generates one for each record.

Language

**Type**

picklist

**Properties**

Filter, Group, Restricted picklist, Sort

**Description**

The language of the custom permission. Valid values are:

- Chinese (Simplified): zh\_CN
- Chinese (Traditional): zh\_TW
- Danish: da
- Dutch: nl\_NL
- English: en\_US
- Finnish: fi
- French: fr
- German: de
- Italian: it
- Japanese: ja
- Korean: ko
- Norwegian: no
- Portuguese (Brazil): pt\_BR
- Russian: ru
- Spanish: es

Field Name	Details
	<ul style="list-style-type: none"> <li>Spanish (Mexico): <code>es_MX</code> Spanish (Mexico) defaults to Spanish for customer-defined translations.</li> <li>Swedish: <code>sv</code></li> <li>Thai: <code>th</code> The Salesforce user interface is fully translated to Thai, but Help is in English.</li> </ul>
MasterLabel	<p><b>Type</b> string</p> <p><b>Properties</b> Filter, Group, Sort</p> <p><b>Description</b> The custom permission label, which corresponds to <b>Label</b> in the user interface. Limit: 80 characters.</p>
NamespacePrefix	<p><b>Type</b> string</p> <p><b>Properties</b> Filter, Group, Nillable, Sort</p> <p><b>Description</b> The namespace prefix that is associated with this object. Each Developer Edition org that creates a managed package has a unique namespace prefix. Limit: 15 characters. You can refer to a component in a managed package by using the <b><i>namespacePrefix__componentName</i></b> notation.</p> <p>The namespace prefix can have one of the following values.</p> <ul style="list-style-type: none"> <li>In Developer Edition orgs, <code>NamespacePrefix</code> is set to the namespace prefix of the org for all objects that support it, unless an object is in an installed managed package. In that case, the object has the namespace prefix of the installed managed package. This field's value is the namespace prefix of the Developer Edition org of the package developer.</li> <li>In orgs that are not Developer Edition orgs, <code>NamespacePrefix</code> is set only for objects that are part of an installed managed package. All other objects have no namespace prefix.</li> </ul>

## Usage

Use the CustomPermission object to determine users' access to custom permissions.

For example, to query all permission sets where the Button1 permission is enabled:

```
SELECT Id, DeveloperName,
(select Id, Parent.Name, Parent.Profile.Name from SetupEntityAccessItems)
FROM CustomPermission
WHERE DeveloperName = 'Button1'
```

To query all permission sets and profiles with custom permissions:

```
SELECT Assignee.Name, PermissionSet.Id,
PermissionSet.Profile.Name,
PermissionSet.isOwnedByProfile,
PermissionSet.Label
FROM PermissionSetAssignment
WHERE PermissionSetId
IN (SELECT ParentId
    FROM SetupEntityAccess
    WHERE SetupEntityType =
'CustomPermission')
```

To query for all SetupEntityAccess rows with custom permissions:

```
SELECT Id, ParentId, Parent.Name, SetupEntityId
FROM SetupEntityAccess
WHERE SetupEntityType='CustomPermission'
AND ParentId
IN (SELECT Id
    FROM PermissionSet
    WHERE isOwnedByProfile = false)
```

SEE ALSO:

[CustomPermissionDependency](#)

[PermissionSet](#)

[Profile](#)

[SetupEntityAccess](#)

## CustomPermissionDependency

---

Represents the dependency between two custom permissions when one custom permission requires that you enable another custom permission. This object is available in API version 32.0 and later.

### Supported Calls

`describeLayout()`, `describeSObjects()`, `query()`, `retrieve()`

### Special Access Rules

As of Spring '20 and later, only users with View Setup and Configuration permission can access this object.

### Fields

Field Name	Details
CustomPermissionId	Type reference

Field Name	Details
	<p><b>Properties</b> Filter, Group, Sort</p> <p><b>Description</b> The ID of the custom permission that requires the permission that's specified in RequiredCustomPermissionId.</p>
RequiredCustomPermissionId	<p><b>Type</b> reference</p> <p><b>Properties</b> Filter, Group, Sort</p> <p><b>Description</b> The ID of the custom permission that must be enabled when CustomPermissionId is enabled.</p>

## Usage

The following Apex class contains a method that returns the IDs of all custom permissions that are required for the given custom permission ID. To use this class, save it in your organization.

```
public class CustomPermissionUtil {
    public String[] getAllRequiredCustomPermissions(String customPermId) {
        return getAllRequiredHelper(new String[]{customPermId});
    }

    private String[] getAllRequiredHelper(String[] customPermIds) {
        CustomPermissionDependency[] requiredPerms = [SELECT RequiredCustomPermissionId
                                                    FROM CustomPermissionDependency
                                                    WHERE CustomPermissionId
                                                    IN :customPermIds];

        String[] requiredPermIds = new String[]{};
        for (CustomPermissionDependency cpd : requiredPerms) {
            requiredPermIds.add(cpd.RequiredCustomPermissionId);
        }
        if (requiredPermIds.size() > 0) {
            customPermIds.addAll(getAllRequiredHelper(requiredPermIds));
            return customPermIds;
        } else {
            return customPermIds;
        }
    }
}
```

For more information about using Apex classes, see the [Lightning Platform Apex Code Developer's Guide](#).



SEE ALSO:

[CustomPermission](#)

# DandBCompany

---

Represents a Dun & Bradstreet® company record, which is associated with an account added from Data.com. This object is available in API version 25.0 and later.

-  **Note:** When your Data.com Prospector or Data.com Clean contract expires, Data.com features, objects, and fields will be removed from your org. For more information, see [Data.com Prospector and Clean Retirement](#).
-  **Warning:** You can update fields in the DandBCompany object; however, field changes may be overwritten by Data.com Clean jobs or by using the Data.com Clean button.

## Supported Calls

`create()`, `delete()`, `describeLayout()`, `describeSObjects()`, `getDeleted()`, `getUpdated()`, `query()`, `retrieve()`, `search()`, `undelete()`, `update()`, `upsert()`

## Special Access Rules

Only organizations with Data.com Premium Prospector or Data.com Premium Clean can access this object.

## Fields

Field Name	Details
Address	<p><b>Type</b> address</p> <p><b>Properties</b> Filter, Nillable</p> <p><b>Description</b> The compound form of the address. Read-only. See <a href="#">Address Compound Fields</a> for details on compound address fields.</p>
City	<p><b>Type</b> string</p> <p><b>Properties</b> Create, Filter, Group, Nillable, Sort, Update</p> <p><b>Description</b> The city where a company is physically located. Maximum size is 40 characters.</p>
CompanyCurrencyIsoCode	<p><b>Type</b> picklist</p> <p><b>Properties</b> Create, Filter, Group, Nillable, Restricted picklist, Sort, Update</p>

Field Name	Details
	<p><b>Description</b></p> <p>The code used to represent a company's local currency. This data is provided by the International Organization for Standardization (ISO) and is based on their three-letter currency codes. For example, USD is the ISO code for United States Dollar. Maximum size is 3 characters.</p>
Country	<p><b>Type</b></p> <p>string</p> <p><b>Properties</b></p> <p>Create, Filter, Group, Nillable, Sort, Update</p> <p><b>Description</b></p> <p>The country where a company is physically located. Maximum size is 40 characters.</p>
CountryAccessCode	<p><b>Type</b></p> <p>string</p> <p><b>Properties</b></p> <p>Create, Filter, Group, Nillable, Sort, Update</p> <p><b>Description</b></p> <p>The required code for international calls. Maximum size is 4 characters.</p>
CurrencyCode	<p><b>Type</b></p> <p>picklist</p> <p><b>Properties</b></p> <p>Create, Filter, Group, Nillable, Restricted picklist, Sort, Update</p> <p><b>Description</b></p> <p>The currency in which the company's sales volume is expressed. The full list of values can be found at the <a href="#">Optimizer Resources</a> page maintained by Dun &amp; Bradstreet. Maximum size is 4 characters.</p>
Description	<p><b>Type</b></p> <p>textarea</p> <p><b>Properties</b></p> <p>Create, Nillable, Update</p> <p><b>Description</b></p> <p>A brief description of the company, which may include information about its history, its products and services, and its influence on a particular industry. Maximum size is 32000 characters.</p>
DomesticUltimateBusinessName	<p><b>Type</b></p> <p>string</p> <p><b>Properties</b></p> <p>Create, Filter, Group, Nillable, Sort, Update</p>



Field Name	Details
	<p><b>Description</b> The primary name of the Domestic Ultimate, which is the highest ranking subsidiary, specified by country, within an organization's corporate structure. Maximum size is 255 characters.</p>
DomesticUltimateDunsNumber	<p><b>Type</b> string</p> <p><b>Properties</b> Create, Filter, Group, Nillable, Sort, Update</p> <p><b>Description</b> The D-U-N-S Number for the Domestic Ultimate, which is the highest ranking subsidiary, specified by country, within an organization's corporate structure. Maximum size is 9 characters.</p>
DunsNumber	<p><b>Type</b> string</p> <p><b>Properties</b> Create, Filter, Group, Sort, Update</p> <p><b>Description</b> The Data Universal Numbering System (D-U-N-S) number is a unique, nine-digit number assigned to every business location in the Dun &amp; Bradstreet database that has a unique, separate, and distinct operation. D-U-N-S numbers are used by industries and organizations around the world as a global standard for business identification and tracking. Maximum size is 9 characters.</p>
EmployeeQuantityGrowthRate	<p><b>Type</b> double</p> <p><b>Properties</b> Create, Filter, Nillable, Sort, Update</p> <p><b>Description</b> The yearly growth rate of the number of employees in a company expressed as a decimal percentage. The data includes the total employee growth rate for the past two years.</p>
EmployeesHere	<p><b>Type</b> double</p> <p><b>Properties</b> Create, Filter, Nillable, Sort, Update</p> <p><b>Description</b> The number of employees at a specified location, such as a branch location. Maximum size is 15 characters.</p>

Field Name	Details
EmployeesHereReliability	<p><b>Type</b> picklist</p> <p><b>Properties</b> Create, Filter, Group, Nillable, Restricted picklist, Sort, Update</p> <p><b>Description</b> The reliability of the <code>EmployeesHere</code> figure. Available values include:</p> <ul style="list-style-type: none"> <li>• 0—Actual number</li> <li>• 1—Low</li> <li>• 2—Estimated (for all records)</li> <li>• 3—Modeled (for non-US records)</li> </ul>
EmployeesTotal	<p><b>Type</b> double</p> <p><b>Properties</b> Create, Filter, Nillable, Sort, Update</p> <p><b>Description</b> The total number of employees in the company, including all subsidiary and branch locations. This data is only available on records that have a value of <i>Headquarters/Parent</i> in the <code>LocationStatus</code> field. Maximum size is 15 characters.</p>
EmployeesTotalReliability	<p><b>Type</b> picklist</p> <p><b>Properties</b> Create, Filter, Group, Nillable, Restricted picklist, Sort, Update</p> <p><b>Description</b> The reliability of the <code>EmployeesTotal</code> figure. Available values include:</p> <ul style="list-style-type: none"> <li>• 0—Actual number</li> <li>• 1—Low</li> <li>• 2—Estimated (for all records)</li> <li>• 3—Modeled (for non-US records)</li> </ul> <p>A blank value indicates this data is unavailable.</p>
FamilyMembers	<p><b>Type</b> int</p> <p><b>Properties</b> Create, Filter, Group, Nillable, Sort, Update</p> <p><b>Description</b> The total number of family members, worldwide, within an organization, including the Global Ultimate, its subsidiaries (if any), and its branches (if any). Maximum size is 5 characters.</p>

Field Name	Details
Fax	<p><b>Type</b> phone</p> <p><b>Properties</b> Create, Filter, Group, Nillable, Sort, Update</p> <p><b>Description</b> The company's facsimile number.</p>
FifthNaics	<p><b>Type</b> string</p> <p><b>Properties</b> Create, Filter, Group, Nillable, Sort, Update</p> <p><b>Description</b> An additional NAICS code used to further classify an organization by industry. Maximum size is 6 characters.</p>
FifthNaicsDesc	<p><b>Type</b> string</p> <p><b>Properties</b> Create, Filter, Group, Nillable, Sort, Update</p> <p><b>Description</b> A brief description of an organization's line of business, based on the corresponding NAICS code. Maximum size is 120 characters.</p>
FifthSic	<p><b>Type</b> string</p> <p><b>Properties</b> Create, Filter, Group, Nillable, Sort, Update</p> <p><b>Description</b> An additional SIC code used to further classify an organization by industry. Maximum size is 8 characters.</p>
FifthSic8	<p><b>Type</b> string</p> <p><b>Properties</b> Create, Filter, Group, Nillable, Sort, Update</p> <p><b>Description</b> An additional SIC code used to further classify an organization by industry. Maximum size is 8 characters.</p>
FifthSic8Desc	<p><b>Type</b> string</p>

Field Name	Details
	<p><b>Properties</b> Create, Filter, Group, Nillable, Sort, Update</p> <p><b>Description</b> A brief description of an organization's line of business, based on the corresponding SIC code. Maximum size is 80 characters.</p>
FifthSicDesc	<p><b>Type</b> string</p> <p><b>Properties</b> Create, Filter, Group, Nillable, Sort, Update</p> <p><b>Description</b> A brief description of an organization's line of business, based on the corresponding SIC code. Maximum size is 80 characters.</p>
FipsMsaCode	<p><b>Type</b> string</p> <p><b>Properties</b> Create, Filter, Group, Nillable, Sort, Update</p> <p><b>Description</b> The Federal Information Processing Standards (FIPS) and the Metropolitan Statistical Area (MSA) codes identify the organization's location. The MSA codes are defined by the US Office of Management and Budget. Maximum size is 5 characters.</p>
FipsMsaDesc	<p><b>Type</b> string</p> <p><b>Properties</b> Create, Filter, Group, Nillable, Sort, Update</p> <p><b>Description</b> A brief description of an organization's FIPS MSA code. Maximum size is 255 characters.</p>
FortuneRank	<p><b>Type</b> int</p> <p><b>Properties</b> Create, Filter, Group, Nillable, Sort, Update</p> <p><b>Description</b> The numeric value of the company's Fortune 1000 ranking. A null or blank value means that the company isn't ranked as a Fortune 1000 company.</p>
FourthNaics	<p><b>Type</b> string</p>

Field Name	Details
	<p><b>Properties</b> Create, Filter, Group, Nillable, Sort, Update</p> <p><b>Description</b> An additional NAICS code used to further classify an organization by industry. Maximum size is 6 characters.</p>
FourthNaicsDesc	<p><b>Type</b> string</p> <p><b>Properties</b> Create, Filter, Group, Nillable, Sort, Update</p> <p><b>Description</b> A brief description of an organization's line of business, based on the corresponding NAICS code. Maximum size is 120 characters.</p>
FourthSic	<p><b>Type</b> string</p> <p><b>Properties</b> Create, Filter, Group, Nillable, Sort, Update</p> <p><b>Description</b> An additional SIC code used to further classify an organization by industry. Maximum size is 8 characters.</p>
FourthSic8	<p><b>Type</b> string</p> <p><b>Properties</b> Create, Filter, Group, Nillable, Sort, Update</p> <p><b>Description</b> An additional SIC code used to further classify an organization by industry. Maximum size is 8 characters.</p>
FourthSic8Desc	<p><b>Type</b> string</p> <p><b>Properties</b> Create, Filter, Group, Nillable, Sort, Update</p> <p><b>Description</b> A brief description of an organization's line of business, based on the corresponding SIC code. Maximum size is 80 characters.</p>
FourthSicDesc	<p><b>Type</b> string</p> <p><b>Properties</b> Create, Filter, Group, Nillable, Sort, Update</p>


Field Name	Details
	<p><b>Description</b></p> <p>A brief description of an organization's line of business, based on the corresponding SIC code. Maximum size is 80 characters.</p>
GeoCodeAccuracy	<p><b>Type</b></p> <p>picklist</p> <p><b>Properties</b></p> <p>Create, Filter, Group, Nillable, Restricted picklist, Sort, Update</p> <p><b>Description</b></p> <p>The level of accuracy of a location's geographical coordinates compared with its physical address. Available values include:</p> <ul style="list-style-type: none"> <li>• <i>A – Non-US rooftop accuracy</i></li> <li>• <i>B – Block level</i></li> <li>• <i>C – Places the address in the correct city</i></li> <li>• <i>D – Rooftop level</i></li> <li>• <i>I – Street intersection</i></li> <li>• <i>M – Mailing address level</i></li> <li>• <i>N – Not matched</i></li> <li>• <i>P – PO BOX location</i></li> <li>• <i>S – Street level</i></li> <li>• <i>T – Census tract level</i></li> <li>• <i>Z – ZIP code level</i></li> <li>• <i>0 (zero) – Geocode could not be assigned</i></li> </ul>
GlobalUltimateBusinessName	<p><b>Type</b></p> <p>string</p> <p><b>Properties</b></p> <p>Create, Filter, Group, Nillable, Sort, Update</p> <p><b>Description</b></p> <p>The primary name of the Global Ultimate, which is the highest entity within an organization's corporate structure and may oversee branches and subsidiaries. Maximum size is 255 characters.</p>
GlobalUltimateDunsNumber	<p><b>Type</b></p> <p>string</p> <p><b>Properties</b></p> <p>Create, Filter, Group, Nillable, Sort, Update</p> <p><b>Description</b></p> <p>The D-U-N-S Number of the Global Ultimate, which is the highest entity within an organization's corporate structure and may oversee branches and subsidiaries. Maximum size is 9 characters.</p>

Field Name	Details
GlobalUltimateTotalEmployees	<p><b>Type</b> double</p> <p><b>Properties</b> Create, Filter, Nillable, Sort, Update</p> <p><b>Description</b> The total number of employees at the Global Ultimate, which is the highest entity within an organization's corporate structure and may oversee branches and subsidiaries. Maximum size is 15 characters.</p>
ImportExportAgent	<p><b>Type</b> picklist</p> <p><b>Properties</b> Create, Filter, Group, Nillable, Restricted picklist, Sort, Update</p> <p><b>Description</b> Identifies whether a business imports goods or services, exports goods or services, and/or is an agent for goods. Available values include:</p> <ul style="list-style-type: none"> <li>• A—Importer/exporter/agent</li> <li>• B—Importer/exporter</li> <li>• C—Importer</li> <li>• D—Importer/agent</li> <li>• E—Exporter/agent</li> <li>• F—Agent (keeps no inventory and does not take title goods)</li> <li>• G—None or data not available</li> <li>• H—Exporter</li> </ul>
IncludedInSnP500	<p><b>Type</b> string</p> <p><b>Properties</b> Create, Filter, Group, Nillable, Sort, Update</p> <p><b>Description</b> A true or false value. If <code>true</code>, the company is listed in the S&amp;P 500 Index. If <code>false</code>, the company isn't listed in the S&amp;P 500 Index.</p>
Latitude	<p><b>Type</b> string</p> <p><b>Properties</b> Create, Filter, Group, Nillable, Sort, Update</p> <p><b>Description</b> Used with longitude to specify a precise location, which is then used to assess the Geocode Accuracy. Maximum size is 11 characters.</p>

Field Name	Details
LegalStatus	<p><b>Type</b> picklist</p> <p><b>Properties</b> Create, Filter, Group, Nillable, Restricted picklist, Sort, Update</p> <p><b>Description</b> Identifies the legal structure of an organization.</p>
LocationStatus	<p><b>Type</b> picklist</p> <p><b>Properties</b> Create, Filter, Group, Nillable, Restricted picklist, Sort, Update</p> <p><b>Description</b> Identifies the organizational status of a company. Available values are <i>Single Location</i>, <i>Headquarters/Parent</i>, and <i>Branch</i>. Available values include:</p> <ul style="list-style-type: none"> <li>• 0—Single location (no other entities report to the business)</li> <li>• 1—Headquarters/parent (branches and/or subsidiaries report to the business)</li> <li>• 2—Branch (secondary location to a headquarters location)</li> </ul>
Longitude	<p><b>Type</b> string</p> <p><b>Properties</b> Create, Filter, Group, Nillable, Sort, Update</p> <p><b>Description</b> Used with latitude to specify a precise location, which is then used to assess the Geocode Accuracy. Maximum size is 11 characters.</p>
MailingAddress	<p><b>Type</b> address</p> <p><b>Properties</b> Filter, Nillable</p> <p><b>Description</b> The compound form of the mailing address. Read-only. See <a href="#">Address Compound Fields</a> for details on compound address fields.</p>
MailingCity	<p><b>Type</b> string</p> <p><b>Properties</b> Create, Filter, Group, Nillable, Sort, Update</p> <p><b>Description</b> The city where a company has its mail delivered. Maximum size is 40 characters.</p>



Field Name	Details
MailingCountry	<p><b>Type</b> string</p> <p><b>Properties</b> Create, Filter, Group, Nillable, Sort, Update</p> <p><b>Description</b> The country where a company has its mail delivered. Maximum size is 40 characters.</p>
MailingPostalCode	<p><b>Type</b> string</p> <p><b>Properties</b> Create, Filter, Group, Nillable, Sort, Update</p> <p><b>Description</b> The postal code that a company uses on its mailing address. Maximum size is 20 characters.</p>
MailingState	<p><b>Type</b> string</p> <p><b>Properties</b> Create, Filter, Group, Nillable, Sort, Update</p> <p><b>Description</b> The state where a company has its mail delivered. Maximum size is 20 characters.</p>
MailingStreet	<p><b>Type</b> textarea</p> <p><b>Properties</b> Create, Filter, Group, Nillable, Sort, Update</p> <p><b>Description</b> The street address where a company has its mail delivered. Maximum size is 255 characters.</p>
MarketingPreScreen	<p><b>Type</b> picklist</p> <p><b>Properties</b> Create, Filter, Group, Nillable, Restricted picklist, Sort, Update</p> <p><b>Description</b> The probability that a company will pay with a significant delay compared to the agreed terms. The risk level is based on the standard Commercial Credit Score, and ranges from low risk to high risk. Available values include:</p> <ul style="list-style-type: none"> <li>• L—<i>Low risk of delinquency</i></li> <li>• M—<i>Moderate risk of delinquency</i></li> <li>• H—<i>High risk of delinquency</i></li> </ul>

Field Name	Details
	<p> <b>Important:</b> Use this information for marketing pre-screening purposes only.</p>
MarketingSegmentationCluster	<p><b>Type</b> picklist</p> <p><b>Properties</b> Create, Filter, Group, Nillable, Restricted picklist, Sort, Update</p> <p><b>Description</b> Twenty-two distinct, mutually exclusive profiles, created as a result of cluster analysis of Dun &amp; Bradstreet data for US organizations.</p>
MinorityOwned	<p><b>Type</b> picklist</p> <p><b>Properties</b> Create, Filter, Group, Nillable, Restricted picklist, Sort, Update</p> <p><b>Description</b> Indicates whether an organization is owned or controlled by a member of a minority group. Available values include:</p> <ul style="list-style-type: none"> <li>• Y—Minority owned</li> <li>• N—Not minority owned</li> </ul>
Name	<p><b>Type</b> string</p> <p><b>Properties</b> Create, Filter, Group, Sort, Update</p> <p><b>Description</b> The primary or registered name of a company. Maximum size is 255 characters.</p>
NationalId	<p><b>Type</b> string</p> <p><b>Properties</b> Create, Filter, Group, Nillable, Sort, Update</p> <p><b>Description</b> The identification number used in some countries for business registration and tax collection. Maximum size is 255 characters.</p>
NationalIdType	<p><b>Type</b> picklist</p> <p><b>Properties</b> Create, Filter, Group, Nillable, Restricted picklist, Sort, Update</p>

Field Name	Details
	<p><b>Description</b></p> <p>A code value that identifies the type of national identification number used. The full list of values can be found at the <a href="#">Optimizer Resources</a> page maintained by Dun &amp; Bradstreet. Maximum size is 5 characters.</p>
OutOfBusiness	<p><b>Type</b></p> <p>picklist</p> <p><b>Properties</b></p> <p>Create, Filter, Group, Nillable, Restricted picklist, Sort, Update</p> <p><b>Description</b></p> <p>Indicates whether the company at the specified address has discontinued operations. Available values include:</p> <ul style="list-style-type: none"> <li>• Y—Out of business</li> <li>• N—Not out of business</li> </ul>
OwnOrRent	<p><b>Type</b></p> <p>picklist</p> <p><b>Properties</b></p> <p>Create, Filter, Group, Nillable, Restricted picklist, Sort, Update</p> <p><b>Description</b></p> <p>Indicates whether a company owns or rents the building it occupies. Available values include:</p> <ul style="list-style-type: none"> <li>• 0—Unknown or not applicable</li> <li>• 1—Owns</li> <li>• 2—Rents</li> </ul>
ParentOrHqBusinessName	<p><b>Type</b></p> <p>string</p> <p><b>Properties</b></p> <p>Create, Filter, Group, Nillable, Sort, Update</p> <p><b>Description</b></p> <p>The primary name of the parent or headquarters company. Maximum size is 255 characters.</p>
ParentOrHqDunsNumber	<p><b>Type</b></p> <p>string</p> <p><b>Properties</b></p> <p>Create, Filter, Group, Nillable, Sort, Update</p> <p><b>Description</b></p> <p>The D-U-N-S Number for the parent or headquarters. Maximum size is 9 characters.</p>

Field Name	Details
Phone	<p><b>Type</b> phone</p> <p><b>Properties</b> Create, Filter, Group, Nillable, Sort, Update</p> <p><b>Description</b> A company's primary telephone number.</p>
PostalCode	<p><b>Type</b> string</p> <p><b>Properties</b> Create, Filter, Group, Nillable, Sort, Update</p> <p><b>Description</b> The postal code that corresponds to a company's physical location. Maximum size is 20 characters.</p>
PremisesMeasure	<p><b>Type</b> int</p> <p><b>Properties</b> Create, Filter, Group, Nillable, Sort, Update</p> <p><b>Description</b> A numeric value for the measurement of the premises.</p>
PremisesMeasureReliability	<p><b>Type</b> string</p> <p><b>Properties</b> Create, Filter, Group, Nillable, Sort, Update</p> <p><b>Description</b> A descriptive accuracy of the measurement such as actual, estimated, or modeled.</p>
PremisesMeasureUnit	<p><b>Type</b> string</p> <p><b>Properties</b> Create, Filter, Group, Nillable, Sort, Update</p> <p><b>Description</b> A descriptive measurement unit such as acres, square meters, or square feet.</p>
PrimaryNaics	<p><b>Type</b> string</p> <p><b>Properties</b> Create, Filter, Group, Nillable, Sort, Update</p>

**Field Name****Details**

Field Name	Details
PrimaryNaicsDesc	<p><b>Description</b> The six-digit North American Industry Classification System (NAICS) code is the standard used by business and government to classify business establishments according to their economic activity for the purpose of collecting, analyzing, and publishing statistical data related to the US business economy. The full list of values can be found at the <a href="#">Optimizer Resources</a> page maintained by Dun &amp; Bradstreet. Maximum size is 6 characters.</p> <p><b>Type</b> string</p> <p><b>Properties</b> Create, Filter, Group, Nillable, Sort, Update</p> <p><b>Description</b> A brief description of an organization's line of business, based on its NAICS code. Maximum size is 120 characters.</p>
PrimarySic	<p><b>Type</b> string</p> <p><b>Properties</b> Create, Filter, Group, Nillable, Sort, Update</p> <p><b>Description</b> The four-digit Standard Industrial Classification (SIC) code is used to categorize business establishments by industry. The full list of values can be found at the <a href="#">Optimizer Resources</a> page maintained by Dun &amp; Bradstreet. Maximum size is 4 characters.</p>
PrimarySic8	<p><b>Type</b> string</p> <p><b>Properties</b> Create, Filter, Group, Nillable, Sort, Update</p> <p><b>Description</b> The eight-digit Standard Industrial Classification (SIC) code is used to categorize business establishments by industry. The full list of values can be found at the <a href="#">Optimizer Resources</a> page maintained by Dun &amp; Bradstreet. Maximum size is 8 characters.</p>
PrimarySic8Desc	<p><b>Type</b> string</p> <p><b>Properties</b> Create, Filter, Group, Nillable, Sort, Update</p>

Field Name	Details
	<p><b>Description</b></p> <p>A brief description of an organization's line of business, based on its SIC code. The full list of values can be found at the <a href="#">Optimizer Resources</a> page maintained by Dun &amp; Bradstreet. Maximum size is 80 characters.</p>
PrimarySicDesc	<p><b>Type</b></p> <p>string</p> <p><b>Properties</b></p> <p>Create, Filter, Group, Nillable, Sort, Update</p> <p><b>Description</b></p> <p>A brief description of an organization's line of business, based on its SIC code. Maximum size is 80 characters.</p>
PriorYearEmployees	<p><b>Type</b></p> <p>int</p> <p><b>Properties</b></p> <p>Create, Filter, Group, Nillable, Sort, Update</p> <p><b>Description</b></p> <p>The total number of employees for the prior year.</p>
PriorYearRevenue	<p><b>Type</b></p> <p>double</p> <p><b>Properties</b></p> <p>Create, Filter, Nillable, Sort, Update</p> <p><b>Description</b></p> <p>The annual revenue for the prior year.</p>
PublicIndicator	<p><b>Type</b></p> <p>picklist</p> <p><b>Properties</b></p> <p>Create, Filter, Group, Nillable, Restricted picklist, Sort, Update</p> <p><b>Description</b></p> <p>Indicates whether ownership of the company is public or private. Available values include:</p> <ul style="list-style-type: none"> <li>• Y—Public</li> <li>• N—Private</li> </ul>
SalesTurnoverGrowthRate	<p><b>Type</b></p> <p>double</p> <p><b>Properties</b></p> <p>Create, Filter, Nillable, Sort, Update</p>

Field Name	Details
	<p><b>Description</b></p> <p>The increase in annual revenue from the previous value for an equivalent period expressed as a decimal percentage.</p>
SalesVolume	<p><b>Type</b></p> <p>double</p> <p><b>Properties</b></p> <p>Create, Filter, Nillable, Sort, Update</p> <p><b>Description</b></p> <p>The total annual sales revenue in the headquarters' local currency. Dun &amp; Bradstreet tracks revenue data for publicly traded companies, Global Ultimates, Domestic Ultimates, and some headquarters.</p>
SalesVolumeReliability	<p><b>Type</b></p> <p>picklist</p> <p><b>Properties</b></p> <p>Create, Filter, Group, Nillable, Restricted picklist, Sort, Update</p> <p><b>Description</b></p> <p>The reliability of the <code>SalesVolume</code> figure. Available values include:</p> <ul style="list-style-type: none"> <li>• 0—Actual number</li> <li>• 1—Low</li> <li>• 2—Estimated (for all records)</li> <li>• 3—Modeled (for non-US records)</li> </ul>
SecondNaics	<p><b>Type</b></p> <p>string</p> <p><b>Properties</b></p> <p>Create, Filter, Group, Nillable, Sort, Update</p> <p><b>Description</b></p> <p>An additional NAICS code used to further classify an organization by industry. Maximum size is 6 characters.</p>
SecondNaicsDesc	<p><b>Type</b></p> <p>string</p> <p><b>Properties</b></p> <p>Create, Filter, Group, Nillable, Sort, Update</p> <p><b>Description</b></p> <p>A brief description of an organization's line of business, based on the corresponding NAICS code. Maximum size is 120 characters.</p>
SecondSic	<p><b>Type</b></p> <p>string</p>

Field Name	Details
	<p><b>Properties</b> Create, Filter, Group, Nillable, Sort, Update</p> <p><b>Description</b> An additional SIC code used to further classify an organization by industry. Maximum size is 8 characters.</p>
SecondSic8	<p><b>Type</b> string</p> <p><b>Properties</b> Create, Filter, Group, Nillable, Sort, Update</p> <p><b>Description</b> An additional SIC code used to further classify an organization by industry. Maximum size is 8 characters.</p>
SecondSic8Desc	<p><b>Type</b> string</p> <p><b>Properties</b> Create, Filter, Group, Nillable, Sort, Update</p> <p><b>Description</b> A brief description of an organization's line of business, based on the corresponding SIC code. Maximum size is 80 characters.</p>
SecondSicDesc	<p><b>Type</b> string</p> <p><b>Properties</b> Create, Filter, Group, Nillable, Sort, Update</p> <p><b>Description</b> A brief description of an organization's line of business, based on the corresponding SIC code. Maximum size is 80 characters.</p>
SixthNaics	<p><b>Type</b> string</p> <p><b>Properties</b> Create, Filter, Group, Nillable, Sort, Update</p> <p><b>Description</b> An additional NAICS code used to further classify an organization by industry. Maximum size is 6 characters.</p>
SixthNaicsDesc	<p><b>Type</b> string</p> <p><b>Properties</b> Create, Filter, Group, Nillable, Sort, Update</p>



Field Name	Details
	<p><b>Description</b> A brief description of an organization's line of business, based on the corresponding NAICS code. Maximum size is 120 characters.</p>
SixthSic	<p><b>Type</b> string</p> <p><b>Properties</b> Create, Filter, Group, Nillable, Sort, Update</p> <p><b>Description</b> An additional SIC code used to further classify an organization by industry. Maximum size is 8 characters.</p>
SixthSic8	<p><b>Type</b> string</p> <p><b>Properties</b> Create, Filter, Group, Nillable, Sort, Update</p> <p><b>Description</b> An additional SIC code used to further classify an organization by industry. Maximum size is 8 characters.</p>
SixthSic8Desc	<p><b>Type</b> string</p> <p><b>Properties</b> Create, Filter, Group, Nillable, Sort, Update</p> <p><b>Description</b> A brief description of an organization's line of business, based on the corresponding SIC code. Maximum size is 80 characters.</p>
SixthSicDesc	<p><b>Type</b> string</p> <p><b>Properties</b> Create, Filter, Group, Nillable, Sort, Update</p> <p><b>Description</b> A brief description of an organization's line of business, based on the corresponding SIC code. Maximum size is 80 characters.</p>
SmallBusiness	<p><b>Type</b> picklist</p> <p><b>Properties</b> Create, Filter, Group, Nillable, Restricted picklist, Sort, Update</p>

Field Name	Details
	<p><b>Description</b></p> <p>Indicates whether the company is designated a small business as defined by the Small Business Administration of the US government. Available values include:</p> <ul style="list-style-type: none"> <li>• Y—Small business site</li> <li>• N—Not small business site</li> </ul>
State	<p><b>Type</b></p> <p>string</p> <p><b>Properties</b></p> <p>Create, Filter, Group, Nillable, Sort, Update</p> <p><b>Description</b></p> <p>The state where a company is physically located. Maximum size is 20 characters.</p>
StockExchange	<p><b>Type</b></p> <p>string</p> <p><b>Properties</b></p> <p>Create, Filter, Group, Nillable, Sort, Update</p> <p><b>Description</b></p> <p>The corresponding exchange for a company's stock symbol. For example: NASDAQ or NYSE. Maximum size is 16 characters.</p>
StockSymbol	<p><b>Type</b></p> <p>string</p> <p><b>Properties</b></p> <p>Create, Filter, Group, Nillable, Sort, Update</p> <p><b>Description</b></p> <p>The abbreviation used to identify publicly traded shares of a particular stock. Maximum size is 6 characters.</p>
Street	<p><b>Type</b></p> <p>textarea</p> <p><b>Properties</b></p> <p>Create, Filter, Group, Nillable, Sort, Update</p> <p><b>Description</b></p> <p>The street address where a company is physically located. Maximum size is 255 characters.</p>
Subsidiary	<p><b>Type</b></p> <p>picklist</p> <p><b>Properties</b></p> <p>Create, Filter, Group, Nillable, Restricted picklist, Sort, Update</p>

Field Name	Details
	<p><b>Description</b></p> <p>Indicates whether a company is more than 50 percent owned by another organization. Available values include:</p> <ul style="list-style-type: none"> <li>• 0—Not subsidiary of another organization</li> <li>• 3—Subsidiary of another organization</li> </ul>
ThirdNaics	<p><b>Type</b></p> <p>string</p> <p><b>Properties</b></p> <p>Create, Filter, Group, Nillable, Sort, Update</p> <p><b>Description</b></p> <p>An additional NAICS code used to further classify an organization by industry. Maximum size is 6 characters.</p>
ThirdNaicsDesc	<p><b>Type</b></p> <p>string</p> <p><b>Properties</b></p> <p>Create, Filter, Group, Nillable, Sort, Update</p> <p><b>Description</b></p> <p>A brief description of an organization's line of business, based on the corresponding NAICS code. Maximum size is 120 characters.</p>
ThirdSic	<p><b>Type</b></p> <p>string</p> <p><b>Properties</b></p> <p>Create, Filter, Group, Nillable, Sort, Update</p> <p><b>Description</b></p> <p>An additional SIC code used to further classify an organization by industry. Maximum size is 8 characters.</p>
ThirdSic8	<p><b>Type</b></p> <p>string</p> <p><b>Properties</b></p> <p>Create, Filter, Group, Nillable, Sort, Update</p> <p><b>Description</b></p> <p>An additional SIC code used to further classify an organization by industry. Maximum size is 8 characters.</p>
ThirdSic8Desc	<p><b>Type</b></p> <p>string</p> <p><b>Properties</b></p> <p>Create, Filter, Group, Nillable, Sort, Update</p>

Field Name	Details
	<p><b>Description</b> A brief description of an organization's line of business, based on the corresponding SIC code. Maximum size is 80 characters.</p>
ThirdSicDesc	<p><b>Type</b> string</p> <p><b>Properties</b> Create, Filter, Group, Nillable, Sort, Update</p> <p><b>Description</b> A brief description of an organization's line of business, based on the corresponding SIC code. Maximum size is 80 characters.</p>
TradeStyle1	<p><b>Type</b> string</p> <p><b>Properties</b> Create, Filter, Group, Nillable, Sort, Update</p> <p><b>Description</b> A name, different from its legal name, that an organization may use for conducting business. Similar to "Doing business as" or "DBA". Maximum size is 255 characters.</p>
TradeStyle2	<p><b>Type</b> string</p> <p><b>Properties</b> Create, Filter, Group, Nillable, Sort, Update</p> <p><b>Description</b> An additional tradestyle used by the organization. Maximum size is 255 characters.</p>
TradeStyle3	<p><b>Type</b> string</p> <p><b>Properties</b> Create, Filter, Group, Nillable, Sort, Update</p> <p><b>Description</b> An additional tradestyle used by the organization. Maximum size is 255 characters.</p>
TradeStyle4	<p><b>Type</b> string</p> <p><b>Properties</b> Create, Filter, Group, Nillable, Sort, Update</p> <p><b>Description</b> An additional tradestyle used by the organization. Maximum size is 255 characters.</p>

Field Name	Details
TradeStyle5	<p><b>Type</b> string</p> <p><b>Properties</b> Create, Filter, Group, Nillable, Sort, Update</p> <p><b>Description</b> An additional tradestyle used by the organization. Maximum size is 255 characters.</p>
URL	<p><b>Type</b> url</p> <p><b>Properties</b> Create, Filter, Group, Nillable, Sort, Update</p> <p><b>Description</b> An organization's primary website address. Maximum size is 104 characters.</p>
UsTaxId	<p><b>Type</b> string</p> <p><b>Properties</b> Create, Filter, Group, Nillable, Sort, Update</p> <p><b>Description</b> The identification number for the company used by the Internal Revenue Service (IRS) in the administration of tax laws. Also referred to as Federal Taxpayer Identification Number. Maximum size is 9 characters.</p>
WomenOwned	<p><b>Type</b> picklist</p> <p><b>Properties</b> Create, Filter, Group, Nillable, Restricted picklist, Sort, Update</p> <p><b>Description</b> Indicates whether a company is more than 50 percent owned or controlled by a woman. Available values include:</p> <ul style="list-style-type: none"> <li>• Y—Owned by a woman</li> <li>• N—Not owned by a woman, or unknown</li> </ul>
YearStarted	<p><b>Type</b> string</p> <p><b>Properties</b> Create, Filter, Group, Nillable, Sort, Update</p> <p><b>Description</b> The year the company was established or the year when current ownership or management assumed control of the company. Maximum size is 4 characters.</p>

## Usage

Use this object to manage D&B Company records in your organization.

## Dashboard

---


Represents a dashboard, which shows data from custom reports as visual components. Access is read-only. This object is available in API version 20.0 and later.

## Supported Calls

`describeSObjects()`, `describeLayout()`, `query()`, `retrieve()`, `search()`

## Fields

Field	Details
<code>BackgroundDirection</code>	<p><b>Type</b> picklist</p> <p><b>Properties</b> Defaulted on create, Filter, Group, Restricted picklist, Sort</p> <p><b>Description</b> Returns the direction of the background fade. Available values are:</p> <ul style="list-style-type: none"> <li>• Top to Bottom</li> <li>• Left to Right</li> <li>• Diagonal (default value)</li> </ul> <p>Label is <code>Background Fade Direction</code>.</p>
<code>BackgroundEnd</code>	<p><b>Type</b> int</p> <p><b>Properties</b> Filter, Group, Sort</p> <p><b>Description</b> Returns the ending fade color in hexadecimal. Label is <code>Ending Color</code>.</p>
<code>BackgroundStart</code>	<p><b>Type</b> int</p> <p><b>Properties</b> Filter, Group, Sort</p> <p><b>Description</b> Returns the starting fade color in hexadecimal. Label is <code>Starting Color</code>.</p>

Field	Details
Description	<p><b>Type</b> string</p> <p><b>Properties</b> Filter, Group, Nillable, Sort</p> <p><b>Description</b> Returns the description of the dashboard. Limit: 255 characters.</p>
DeveloperName	<p><b>Type</b> string</p> <p><b>Properties</b> Filter, Group, Sort</p> <p><b>Description</b> Required. The unique name of the object in the API. This name can contain only underscores and alphanumeric characters, and must be unique in your org. It must begin with a letter, not include spaces, not end with an underscore, and not contain two consecutive underscores. In managed packages, this field prevents naming conflicts on package installations. With this field, a developer can change the object's name in a managed package and the changes are reflected in a subscriber's organization. Label is <code>Dashboard Unique Name</code>.</p> <p> <b>Note:</b> When creating large sets of data, always specify a unique <code>DeveloperName</code> for each record. If no <code>DeveloperName</code> is specified, performance may slow while Salesforce generates one for each record.</p>
FolderId	<p><b>Type</b> reference</p> <p><b>Properties</b> Filter, Group, Sort</p> <p><b>Description</b> Required. Returns the ID of the Folder that contains the dashboard. See <code>Folder</code>.</p>
FolderName	<p><b>Type</b> string</p> <p><b>Properties</b> Filter, Nillable, Sort</p> <p><b>Description</b> Name of the folder that contains the dashboard. Available in API version 35.0 and later.</p>
IsDeleted	<p><b>Type</b> boolean</p>

Field	Details
	<p><b>Properties</b> Defaulted on create, Filter</p> <p><b>Description</b> Indicates whether the object has been moved to the Recycle Bin (<code>true</code>) or not (<code>false</code>). Label is Deleted.</p>
LastReferencedDate	<p><b>Type</b> datetime</p> <p><b>Properties</b> Filter, Nillable, Sort</p> <p><b>Description</b> The timestamp for when the current user last viewed a record related to this record.</p>
LastViewedDate	<p><b>Type</b> datetime</p> <p><b>Properties</b> Filter, Nillable, Sort,</p> <p><b>Description</b> The timestamp for when the current user last viewed this record. If this value is null, this record might only have been referenced (<code>LastReferencedDate</code>) and not viewed.</p>
LeftSize	<p><b>Type</b> picklist</p> <p><b>Properties</b> Filter, Group, Restricted picklist, Sort</p> <p><b>Description</b> Returns the size of the left column of the dashboard. Available values are:</p> <ul style="list-style-type: none"> <li>• Narrow</li> <li>• Medium</li> <li>• Wide</li> </ul>
MiddleSize	<p><b>Type</b> picklist</p> <p><b>Properties</b> Filter, Group, Nillable, Restricted picklist, Sort</p> <p><b>Description</b> Returns the size of the middle column of the dashboard. Available values are:</p>



Field	Details
	<ul style="list-style-type: none"> <li>Narrow</li> <li>Medium</li> <li>Wide</li> </ul>
NamespacePrefix	<p><b>Type</b> string</p> <p><b>Properties</b> Filter, Group, Nillable, Sort</p> <p><b>Description</b> The namespace prefix that is associated with this object. Each Developer Edition org that creates a managed package has a unique namespace prefix. Limit: 15 characters. You can refer to a component in a managed package by using the <b><i>namespacePrefix__componentName</i></b> notation.</p> <p>The namespace prefix can have one of the following values.</p> <ul style="list-style-type: none"> <li>In Developer Edition orgs, <code>NamespacePrefix</code> is set to the namespace prefix of the org for all objects that support it, unless an object is in an installed managed package. In that case, the object has the namespace prefix of the installed managed package. This field's value is the namespace prefix of the Developer Edition org of the package developer.</li> <li>In orgs that are not Developer Edition orgs, <code>NamespacePrefix</code> is set only for objects that are part of an installed managed package. All other objects have no namespace prefix.</li> </ul>
RightSize	<p><b>Type</b> picklist</p> <p><b>Properties</b> Filter, Group, Restricted picklist, Sort</p> <p><b>Description</b> Returns the size of the right column in the dashboard.</p> <p>Available values are:</p> <ul style="list-style-type: none"> <li>Narrow</li> <li>Medium</li> <li>Wide</li> </ul>
RunningUserId	<p><b>Type</b> reference</p> <p><b>Properties</b> Filter, Group, Sort</p> <p><b>Description</b> Returns the ID of the running user specified for the dashboard.</p>

Field	Details
	<p>If the dashboard was created in Lightning Experience and is configured to run as the viewing user, returns the user ID of the dashboard creator.</p> <p>If the dashboard was created in Salesforce Classic and is configured to run as the logged-in user, returns the user ID of the last specified running user.</p>
TextColor	<p><b>Type</b> int</p> <p><b>Properties</b> Filter, Group, Sort</p> <p><b>Description</b> Returns the body text color in hexadecimal. Label is <code>Text Color</code>.</p>
Title	<p><b>Type</b> string</p> <p><b>Properties</b> Filter, Group, idLookup, Sort</p> <p><b>Description</b> Returns the title of the dashboard. Limit: 80 characters.</p>
TitleColor	<p><b>Type</b> int</p> <p><b>Properties</b> Filter, Group, Sort</p> <p><b>Description</b> Returns the title text color in hexadecimal. Label is <code>Title Color</code>.</p>
TitleSize	<p><b>Type</b> int</p> <p><b>Properties</b> Filter, Group, Sort</p> <p><b>Description</b> Returns the title font size in points. Label is <code>Title Size</code>.</p>
Type	<p><b>Type</b> picklist</p> <p><b>Properties</b> Defaulted on create, Filter, Group, Restricted picklist, Sort</p> <p><b>Description</b> Returns the dashboard type. Available values are:</p> <ul style="list-style-type: none"> <li>• <code>SpecificUser</code>—The dashboard displays data according to the access level of one specific running user.</li> </ul>

Field	Details
	<ul style="list-style-type: none"> <li><code>LoggedInUser</code>—The dashboard displays data according to the access level of the logged-in user.</li> <li><code>MyTeamUser</code>—The dashboard displays data according to the access level of the logged-in user, and managers can view dashboards from the point of view of users beneath them in the role hierarchy.</li> </ul>

## Supported Query Scopes

Use these scopes to help specify the data that your SOQL query returns.

### **allPrivate**

Records saved in all users' private folders.

Requires the user permission "Manage All Private Reports and Dashboards" and [Enhanced Analytics Folder Sharing](#). If your organization was created after the Summer '13 release, you already have Enhanced Analytics Folder Sharing. Available in API version 36.0 and later.

### **created**

Records created by the user running the query.

### **everything**

All records except records saved in other users' private folders.

### **mine**

Records saved in the private folder of the user running the query.

## Usage

Provides read only access to the current values in the dashboard fields.

## Example: Dashboards in an Inactive User's Private Folder

This SOQL query returns dashboards saved in a specific user's private folder.

```
SELECT Id FROM Dashboard USING SCOPE allPrivate WHERE CreatedByID = '005A0000000Bc2deFG'
```

## Associated Objects

This object has the following associated objects. Unless noted, they are available in the same API version as this object.

### **DashboardFeed**

Feed tracking is available for the object.

SEE ALSO:

[DashboardTag](#)

[Report](#)

# DashboardComponent

---

Represents a dashboard component, which can be a chart, metric, table, or gauge on a dashboard. Access is read-only. This object is available in API version 21.0 and later.

## Supported Calls

`describeSObjects()`, `query()`, `retrieve()`

## Fields

Field	Details
CustomReportId	<p><b>Type</b> reference</p> <p><b>Properties</b> Filter, Group, Nillable, Sort</p> <p><b>Description</b> Requires the user permission "Manage All Private Reports and Dashboards." The ID of the report that provides data for the dashboard component. See <a href="#">Report</a>.</p>
DashboardId	<p><b>Type</b> reference</p> <p><b>Properties</b> Filter, Group, Sort</p> <p><b>Description</b> The ID of the dashboard that contains the dashboard component. See <a href="#">Dashboard</a>.</p>
Name	<p><b>Type</b> string</p> <p><b>Properties</b> Filter, Group, Nillable, Sort</p> <p><b>Description</b> The name of the dashboard component.</p>

## Usage

Provides read only access to the current values in dashboard component fields.

## Associated Objects

This object has the following associated objects. Unless noted, they are available in the same API version as this object.

**DashboardComponentFeed**

Feed tracking is available for the object.

## DashboardTag

---

Associates a word or short phrase with a Dashboard. This object is available in API version 20.0 and later.

### Supported Calls

`create()`, `delete()`, `describeObjects()`, `query()`, `retrieve()`

### Fields

Field Name	Details
ItemId	<p><b>Type</b> reference</p> <p><b>Properties</b> Create, Filter</p> <p><b>Description</b> ID of the tagged item.</p>
Name	<p><b>Type</b> string</p> <p><b>Properties</b> Create, Filter</p> <p><b>Description</b> Name of the tag. If this value does not already exist, a new TagDefinition is created and becomes the parent of this Tag object. Otherwise, a TagDefinition with the same name becomes the parent of this Tag object. Parent relationships are created automatically.</p>
TagDefinitionId	<p><b>Type</b> reference</p> <p><b>Properties</b> Filter</p> <p><b>Description</b> ID of the parent TagDefinition object that owns the tag.</p>
Type	<p><b>Type</b> picklist</p> <p><b>Properties</b> Create, Filter, Restricted picklist</p>

Field Name	Details
	<p><b>Description</b></p> <p>Defines the visibility of a tag.</p> <p>Valid values:</p> <ul style="list-style-type: none"> <li>• <code>Public</code>—The tag can be viewed and manipulated by all users in an organization.</li> <li>• <code>Personal</code>—The tag can be viewed or manipulated only by a user with a matching <code>OwnerId</code>.</li> </ul>

## Usage

DashboardTag stores the relationship between its parent TagDefinition and the Dashboard being tagged. Tag objects act as metadata, allowing users to describe and organize their data.

When a tag is deleted, its parent TagDefinition will also be deleted if the name is not being used; otherwise, the parent remains. Deleting a TagDefinition sends it to the Recycle Bin, along with any associated tag entries.

SEE ALSO:

[Dashboard](#)

## DataAssessmentFieldMetric

Represents summary statistics for matched, blank, and differing fields in account records of an org compared to records in Data.com. This object is available in API version 37.0 and later.

 **Note:** When your Data.com Prospector or Data.com Clean contract expires, Data.com features, objects, and fields will be removed from your org. For more information, see [Data.com Prospector and Clean Retirement](#).

## Supported Calls

`describeSObjects()`, `getDeleted()`, `getUpdated()`, `query()`, `retrieve()`

### Child Relationships

DataAssessmentFieldMetric is a child object of [DataAssessmentMetric](#) object.

## Fields

Field Name	Details
DataAssessmentMetricId	<p><b>Type</b></p> <p>reference</p> <p><b>Properties</b></p> <p>Filter, Group, Sort</p> <p><b>Description</b></p> <p>A unique number that identifies the parent <a href="#">DataAssessmentMetric</a> record.</p>

Field Name	Details
FieldName	<p><b>Type</b> string</p> <p><b>Properties</b> Filter, Group, Nillable, Sort</p> <p><b>Description</b> The name of the assessed field.</p>
Name	<p><b>Type</b> string</p> <p><b>Properties</b> Autonumber, Defaulted on create, Filter, idLookup, Sort</p> <p><b>Description</b> An optional field used to name your record.</p>
NumMatchedBlanks	<p><b>Type</b> int</p> <p><b>Properties</b> Filter, Group, Nillable, Sort</p> <p><b>Description</b> The number of matched records that contain blank fields.</p>
NumMatchedDifferent	<p><b>Type</b> int</p> <p><b>Properties</b> Filter, Group, Nillable, Sort</p> <p><b>Description</b> The number of matched records that have a different value for this field.</p>
NumMatchedInSync	<p><b>Type</b> int</p> <p><b>Properties</b> Filter, Group, Nillable, Sort</p> <p><b>Description</b> The number of matched records that have the same value for this field.</p>
NumUnmatchedBlanks	<p><b>Type</b> int</p> <p><b>Properties</b> Filter, Group, Nillable, Sort</p> <p><b>Description</b> The number of unmatched records that contain blank fields.</p>

# DataAssessmentMetric

---

Represents a summary of statistics for fields matched and unmatched in your account records with Data.com account records. This object is available in API version 37.0 and later.

 **Note:** When your Data.com Prospector or Data.com Clean contract expires, Data.com features, objects, and fields will be removed from your org. For more information, see [Data.com Prospector and Clean Retirement](#).

## Supported Calls

`describeSObjects()`, `getDeleted()`, `getUpdated()`, `query()`, `retrieve()`

## Fields

Field Name	Details
Name	<p><b>Type</b> string</p> <p><b>Properties</b> Autonumber, Defaulted on create, Filter, idLookup, Sort</p> <p><b>Description</b> An optional field used to name your record.</p>
NumDuplicates	<p><b>Type</b> int</p> <p><b>Properties</b> Filter, Group, Nillable, Sort</p> <p><b>Description</b> The number of duplicate records.</p>
NumMatched	<p><b>Type</b> int</p> <p><b>Properties</b> Filter, Group, Nillable, Sort</p> <p><b>Description</b> The number of matched records.</p>
NumMatchedDifferent	<p><b>Type</b> int</p> <p><b>Properties</b> Filter, Group, Nillable, Sort</p> <p><b>Description</b> The number of records in your org matched with a Data.com record that have different fields.</p>



Field Name	Details
NumProcessed	<p><b>Type</b> int</p> <p><b>Properties</b> Filter, Group, Nillable, Sort</p> <p><b>Description</b> The number of records processed in the data assessment.</p>
NumTotal	<p><b>Type</b> int</p> <p><b>Properties</b> Filter, Group, Nillable, Sort</p> <p><b>Description</b> The number of records available for data assessment processing.</p>
NumUnmatched	<p><b>Type</b> int</p> <p><b>Properties</b> Filter, Group, Nillable, Sort</p> <p><b>Description</b> The number of records not matched.</p>

## DataAssessmentValueMetric

Summarizes the number of fields matched for your account records with Data.com account records. This object is available in API version 37.0 and later.



**Note:** When your Data.com Prospector or Data.com Clean contract expires, Data.com features, objects, and fields will be removed from your org. For more information, see [Data.com Prospector and Clean Retirement](#).

## Supported Calls

`describeSObjects()`, `getDeleted()`, `getUpdated()`, `query()`, `retrieve()`

### Child Relationships

DataAssessmentValueMetric is a child of [DataAssesmentFieldMetric](#).

## Fields

Field Name	Details
DataAssessmentFieldMetricId	<p><b>Type</b> reference</p>

Field Name	Details
	<p><b>Properties</b> Filter, Group, Sort</p> <p><b>Description</b> A unique number that identifies the parent <a href="#">DataAssesmentFieldMetric</a> record.</p>
FieldValue	<p><b>Type</b> string</p> <p><b>Properties</b> Filter, Group, Nillable, Sort</p> <p><b>Description</b> The value in the matched field.</p>
Name	<p><b>Type</b> string</p> <p><b>Properties</b> Autonumber, Defaulted on create, Filter, idLookup, Sort</p> <p><b>Description</b> An optional field used to name your record.</p>
ValueCount	<p><b>Type</b> int</p> <p><b>Properties</b> Filter, Group, Nillable, Sort</p> <p><b>Description</b> The number of times this value appears in this field.</p>

## DatacloudCompany

---

Represents the fields for Data.com company records. This object is available in API version 30.0 or later.

 **Note:** When your Data.com Prospector or Data.com Clean contract expires, Data.com features, objects, and fields will be removed from your org. For more information, see [Data.com Prospector and Clean Retirement](#).

## Supported Calls

`describeLayout()`, `describeSObjects()`, `query()`

## Fields

Field Name	Details
ActiveContacts	<p><b>Type</b> int</p> <p><b>Properties</b> Nillable</p> <p><b>Description</b> The number of active contacts that are associated with a company.</p>
AnnualRevenue	<p><b>Type</b> currency</p> <p><b>Properties</b> Filter, Nillable</p> <p><b>Description</b> The amount of money that the company makes in 1 year. Annual revenue is measured in US dollars.</p>
City	<p><b>Type</b> string</p> <p><b>Properties</b> Filter, Nillable, Sort</p> <p><b>Description</b> The name of the city where the company is located.</p>
CompanyId	<p><b>Type</b> string</p> <p><b>Properties</b> Filter, Nillable</p> <p><b>Description</b> A unique numerical identifier for the company and theData.com identifier for a company.</p>
Country	<p><b>Type</b> string</p> <p><b>Properties</b> Filter, Nillable, Sort</p> <p><b>Description</b> A string that represents the standard abbreviation for the country where the company is located.</p>

Field Name	Details
CountryCode	<p><b>Type</b> picklist</p> <p><b>Properties</b> Filter, Group, Nillable, Restricted picklist</p> <p><b>Description</b> A standardized name for countries of the world.</p>
Description	<p><b>Type</b> string</p> <p><b>Properties</b> Nillable</p> <p><b>Description</b> A brief synopsis of the company that provides a general overview of the company and what it does.</p>
DunsNumber	<p><b>Type</b> string</p> <p><b>Properties</b> Filter, Nillable</p> <p><b>Description</b> A randomly generated nine-digit number that's assigned by Dun &amp; Bradstreet (D&amp;B) to identify unique business establishments.</p>
EmployeeQuantityGrowthRate	<p><b>Type</b> double</p> <p><b>Properties</b> Nillable</p> <p><b>Description</b> The yearly growth rate of the number of employees in a company expressed as a decimal percentage. The data includes the total employee growth rate for the past two years.</p>
ExternalId	<p><b>Type</b> string</p> <p><b>Properties</b> Filter, Nillable, Sort</p> <p><b>Description</b> A unique numerical identifier for the company. The ExternalId is a system-generated number.</p>

Field Name	Details
Fax	<p><b>Type</b> phone</p> <p><b>Properties</b> Nillable</p> <p><b>Description</b> The telephone number that's used to send and receive faxes.</p>
FortuneRank	<p><b>Type</b> int</p> <p><b>Properties</b> Defaulted on create, Group, Nillable</p> <p><b>Description</b> The numeric value of the company's Fortune 1000 ranking. A null or blank value means that the company isn't ranked as a Fortune 1000 company.</p>
FullAddress	<p><b>Type</b> string</p> <p><b>Properties</b> Group, Nillable</p> <p><b>Description</b> The complete address of a company, including <a href="#">Street</a>, <a href="#">City</a>, <a href="#">State</a>, and <a href="#">Zip</a>.</p>
IncludedInSnP500	<p><b>Type</b> string</p> <p><b>Properties</b> Group, Nillable</p> <p><b>Description</b> A true or false value. If <code>true</code>, the company is listed in the S&amp;P 500 Index. If <code>false</code>, the company isn't listed in the S&amp;P 500 Index.</p>
Industry	<p><b>Type</b> string</p> <p><b>Properties</b> Nillable</p> <p><b>Description</b> A description of the type of industry such as Telecommunications, Agriculture, or Electronics.</p>
IsInCrm	<p><b>Type</b> boolean</p>

Field Name	Details
	<p><b>Properties</b> Defaulted on create, Group</p> <p><b>Description</b> Whether the record is in Salesforce (true) or not (false).</p>
IsInactive	<p><b>Type</b> boolean</p> <p><b>Properties</b> Defaulted on create, Filter</p> <p><b>Description</b> A true or false response. True, the company record is not active. False, the company record is active.</p>
IsOwned	<p><b>Type</b> boolean</p> <p><b>Properties</b> Defaulted on create</p> <p><b>Description</b> A true or false value. True, your organization owns the record. False, your organization doesn't own the record.</p>
NaicsCode	<p><b>Type</b> string</p> <p><b>Properties</b> Filter, Nillable</p> <p><b>Description</b> A value that represents the North American Industry Classification System (NAICS) code. NAICS was created to provide details about a business's service orientation. The code descriptions are focused on what a business does.</p>
NaicsDesc	<p><b>Type</b> string</p> <p><b>Properties</b> Nillable</p> <p><b>Description</b> A description of the NAICS classification.</p>
Name	<p><b>Type</b> string</p>

Field Name	Details
	<p><b>Properties</b> Filter, Nillable, Sort</p> <p><b>Description</b> The company's name.</p>
NumberOfEmployees	<p><b>Type</b> int</p> <p><b>Properties</b> Filter, Nillable</p> <p><b>Description</b> The number of employees working for the company.</p>
Ownership	<p><b>Type</b> string</p> <p><b>Properties</b> Filter, Nillable</p> <p><b>Description</b> The type of ownership of the company:</p> <ul style="list-style-type: none"><li>• Public</li><li>• Private</li><li>• Government</li><li>• Other</li></ul>
Phone	<p><b>Type</b> phone</p> <p><b>Properties</b> Nillable</p> <p><b>Description</b> A numeric string containing the primary telephone number for the company.</p>
PremisesMeasure	<p><b>Type</b> int</p> <p><b>Properties</b> Group, Nillable</p> <p><b>Description</b> A numeric value for the measurement of the premises.</p>
PremisesMeasureReliability	<p><b>Type</b> string</p>

Field Name	Details
	<p><b>Properties</b> Group, Nillable</p> <p><b>Description</b> A descriptive accuracy of the measurement such as actual, estimated, or modeled.</p>
PremisesMeasureUnit	<p><b>Type</b> string</p> <p><b>Properties</b> Group, Nillable</p> <p><b>Description</b> A descriptive measurement unit such as acres, square meters, or square feet.</p>
PriorYearEmployees	<p><b>Type</b> int</p> <p><b>Properties</b> Group, Nillable</p> <p><b>Description</b> The total number of employees for the prior year.</p>
PriorYearRevenue	<p><b>Type</b> double</p> <p><b>Properties</b> Nillable</p> <p><b>Description</b> The annual revenue for the prior year.</p>
SalesTurnoverGrowthRate	<p><b>Type</b> double</p> <p><b>Properties</b> Nillable</p> <p><b>Description</b> The increase in annual revenue from the previous value for an equivalent period expressed as a decimal percentage.</p>
Sic	<p><b>Type</b> string</p> <p><b>Properties</b> Filter, Nillable</p>




Field Name	Details
	<p><b>Description</b></p> <p>A numeric value that represents the Standard Industrial Codes (SIC). SIC is a numbering convention that indicates what type of service a business provides. It is a four-digit value.</p>
SicCodeDesc	<p><b>Type</b> string</p> <p><b>Properties</b> Group, Nillable</p> <p><b>Description</b> The SIC <a href="#">numeric code</a> and <a href="#">descscption</a> for a company.</p>
SicDesc	<p><b>Type</b> string</p> <p><b>Properties</b> Nillable</p> <p><b>Description</b> A description of the SIC classification.</p>
Site	<p><b>Type</b> picklist</p> <p><b>Properties</b> Filter, Group, Nillable, Restricted picklist</p> <p><b>Description</b> An organizational status of the company.</p> <ul style="list-style-type: none"> <li>• Branch: a secondary location to a headquarter location</li> <li>• Headquarter: a parent company with branches or subsidiaries</li> <li>• Single Location: a single business with no subsidiaries or branches</li> </ul>
State	<p><b>Type</b> string</p> <p><b>Properties</b> Filter, Nillable, Sort</p> <p><b>Description</b> The two-letter standard abbreviation for a state.</p>
StateCode	<p><b>Type</b> picklist</p> <p><b>Properties</b> Filter, Group, Nillable, Restricted picklist</p>

Field Name	Details
	<p><b>Description</b></p> <p>A standard two-letter abbreviation for states and territories of the United States. The state where the company is located. The abbreviation can also be a province or other equivalent to a state, depending on the country where the company is located.</p>
Street	<p><b>Type</b></p> <p>string</p> <p><b>Properties</b></p> <p>Nullable</p> <p><b>Description</b></p> <p>A postal address for the company.</p>
TickerSymbol	<p><b>Type</b></p> <p>string</p> <p><b>Properties</b></p> <p>Nullable</p> <p><b>Description</b></p> <p>The symbol that uniquely identifies companies that are traded on public stock exchanges.</p>
TradeStyle	<p><b>Type</b></p> <p>string</p> <p><b>Properties</b></p> <p>Nullable</p> <p><b>Description</b></p> <p>A legal name under which a company conducts business.</p>
UpdatedDate	<p><b>Type</b></p> <p>dateTime</p> <p><b>Properties</b></p> <p>Nullable, Sort</p> <p><b>Description</b></p> <p>The last date and time when the information for this company was updated.</p>
Website	<p><b>Type</b></p> <p>url</p> <p><b>Properties</b></p> <p>Nullable</p>

Field Name	Details
	<p><b>Description</b></p> <p>The standard URL for the company's home page.</p>
YearStarted	<p><b>Type</b></p> <p>string</p> <p><b>Properties</b></p> <p>Nullable</p> <p><b>Description</b></p> <p>The year when the company was founded.</p>
Zip	<p><b>Type</b></p> <p>string</p> <p><b>Properties</b></p> <p>Filter, Nullable</p> <p><b>Description</b></p> <p>A numeric postal code that's designated for the address.</p>

## Usage

Use the DatacloudCompany object to search the Data.com database for companies with the specific criteria that you enter. Use this object to find company records that you are interested in purchasing for your organization. Data.com APIs use the term "company," which is similar to Salesforce term "accounts."

 **Important:** DatacloudCompany can't be used in Apex test methods, because an external web service call is required to access it. These calls are not allowed in Apex test methods.

## DatacloudContact


The fields and properties for Data.com contact records. This object is available in API version 30.0 or later.

 **Note:** When your Data.com Prospector or Data.com Clean contract expires, Data.com features, objects, and fields will be removed from your org. For more information, see [Data.com Prospector and Clean Retirement](#).

## Supported Calls

`describeSObjects()`, `query()`

## Fields

Field Name	Details
City	<p><b>Type</b> string</p> <p><b>Properties</b> Filter, Nillable, Sort</p> <p><b>Description</b> The city where the company is located.</p>
CompanyId	<p><b>Type</b> string</p> <p><b>Properties</b> Filter, Nillable</p> <p><b>Description</b> The unique numerical identifier for the company and the Data.com company identification number or Data.com Key.</p>
CompanyName	<p><b>Type</b> string</p> <p><b>Properties</b> Filter, Group, Sort</p> <p><b>Description</b> The name of the company.</p>
ContactId	<p><b>Type</b> string</p> <p><b>Properties</b> Filter, Nillable</p> <p><b>Description</b> The unique numeric identifier for this contact.</p>
Country	<p><b>Type</b> string</p> <p><b>Properties</b> Filter, Nillable, Sort</p> <p><b>Description</b> The standard abbreviation or name for the country where the company is located.</p> <p> <b>Note:</b> You can enter a comma-separated list of countries; however, for a country that uses a comma in its name, leave out the comma. For example, enter "Taiwan, ROC" as <code>Taiwan ROC</code>.</p>

Field Name	Details
Department	<p><b>Type</b> picklist</p> <p><b>Properties</b> Filter, Group, Restricted picklist</p> <p><b>Description</b> The department in the company that the contact is affiliated with. The values of this field are fixed enumerated values.</p> <ul style="list-style-type: none"><li>• Engineering</li><li>• Finance</li><li>• Human Resources</li><li>• IT</li><li>• Marketing</li><li>• Operations</li><li>• Other</li><li>• Sales</li><li>• Support</li></ul>
Email	<p><b>Type</b> email</p> <p><b>Properties</b> Filter, Nillable</p> <p><b>Description</b> A business email address for the contact.</p>
ExternalId	<p><b>Type</b> string</p> <p><b>Properties</b> Filter, Nillable, Sort</p> <p><b>Description</b> A unique system-generated numerical identifier for the contact.</p>
FirstName	<p><b>Type</b> string</p> <p><b>Properties</b> Filter, Nillable</p> <p><b>Description</b> The first name of the contact.</p>


Field Name	Details
IsInCrm	<p><b>Type</b> boolean</p> <p><b>Properties</b> Defaulted on create, Group</p> <p><b>Description</b> Whether the record is in Salesforce (true) or not (false).</p>
IsInactive	<p><b>Type</b> boolean</p> <p><b>Properties</b> Defaulted on create, Filter</p> <p><b>Description</b> Whether the record is active (false) or not (true).</p>
IsOwned	<p><b>Type</b> boolean</p> <p><b>Properties</b> Defaulted on create</p> <p><b>Description</b></p> <ul style="list-style-type: none"><li>• <code>True</code>: You own this record.</li><li>• <code>False</code>: You do not own this record.</li></ul>
LastName	<p><b>Type</b> string</p> <p><b>Properties</b> Filter, Nillable, Sort</p> <p><b>Description</b> The last name of the contact.</p>
Level	<p><b>Type</b> picklist</p> <p><b>Properties</b> Filter, Group, Nillable, Restricted picklist</p> <p><b>Description</b> A human resource label that designates a person's level in the company. The values of this field are fixed enumerated values.</p> <ul style="list-style-type: none"><li>• <code>C-Level</code></li><li>• <code>VP</code></li><li>• <code>Director</code></li><li>• <code>Manager</code></li></ul>

Field Name	Details
	<ul style="list-style-type: none"> <li>• Staff</li> <li>• Other</li> </ul>
Phone	<p><b>Type</b> phone</p> <p><b>Properties</b> Nillable</p> <p><b>Description</b> The direct-dial telephone number for the contact.</p>
SocialHandles	<p><b>Type</b> string</p> <p><b>Properties</b> The social handles for this contact. Social handles are a normalized URL and user name for social media accounts such as, LinkedIn, Facebook, and Twitter. This field is response-only.  The DatacloudSocialHandles object is a child of the DatacloudContact object.</p>
State	<p><b>Type</b> string</p> <p><b>Properties</b> Filter, Nillable, Sort</p> <p><b>Description</b> The state where the company is located, which can also be a province or other equivalent to a state, depending on the country where the company is located.</p>
Street	<p><b>Type</b> string</p> <p><b>Properties</b> Nillable</p> <p><b>Description</b> The street address for the company where the contact works.</p>
Title	<p><b>Type</b> string</p> <p><b>Properties</b> Filter, Group, Nillable, Sort</p> <p><b>Description</b> Title of the contact such as CEO or Vice President.</p>

Field Name	Details
UpdatedDate	<p><b>Type</b> dateTime</p> <p><b>Properties</b> Nillable, Sort</p> <p><b>Description</b> The last date and time when the information for a contact was updated.</p>
Zip	<p><b>Type</b> string</p> <p><b>Properties</b> Filter, Nillable</p> <p><b>Description</b> The postal or zip code for the address.</p>

## Usage

This object searches the Data.com database for contacts with the specific criteria that you enter. Use this object to find contact records that you are interested in purchasing for your organization.

 **Important:** DatacloudContact can't be used in Apex test methods, because an external web service call is required to access it. These calls are not allowed in Apex test methods.

## DatacloudDandBCompany

Represents a set of read-only fields that are used to return D&B company data from Data.com API calls. This object is available in API version 30.0 or later.

 **Note:** When your Data.com Prospector or Data.com Clean contract expires, Data.com features, objects, and fields will be removed from your org. For more information, see [Data.com Prospector and Clean Retirement](#).

## Supported Calls

`describeSObjects()`, `query()`

## Fields

Field Name	Details
City	<p><b>Type</b> string</p> <p><b>Properties</b> Nillable</p>



Field Name	Details
	<p><b>Description</b></p> <p>The name of the city where the company is physically located.</p>
CompanyCurrencyIsoCode	<p><b>Type</b> picklist</p> <p><b>Properties</b> Nillable, Restricted picklist</p> <p><b>Description</b></p> <p>The code used to represent a company's local currency. This data is provided by the International Organization for Standardization (ISO) and is based on their three-letter currency codes. For example, USD is the ISO code for United States Dollar.</p>
CompanyId	<p><b>Type</b> string</p> <p><b>Properties</b> Filter, Nillable, Sort</p> <p><b>Description</b></p> <p>A unique numeric identifier for a company.</p>
Country	<p><b>Type</b> string</p> <p><b>Properties</b> Nillable</p> <p><b>Description</b></p> <p>The country where a company is physically located.</p>
CountryAccessCode	<p><b>Type</b> string</p> <p><b>Properties</b> Nillable</p> <p><b>Description</b></p> <p>The required code for international calls.</p>
CurrencyCode	<p><b>Type</b> picklist</p> <p><b>Properties</b> Nillable, Restricted picklist</p> <p><b>Description</b></p> <p>The currency in which the company's sales volume is expressed.</p>

Field Name	Details
Description	<p><b>Type</b> string</p> <p><b>Properties</b> Nillable</p> <p><b>Description</b> A brief description of the company, which may include information about its history, its products and services, and its influence on a particular industry.</p>
DomesticUltimateBusinessName	<p><b>Type</b> string</p> <p><b>Properties</b> Nillable</p> <p><b>Description</b> The primary name of the Domestic Ultimate, which is the highest ranking subsidiary, specified by country, within an organization's corporate structure.</p>
DomesticUltimateDunsNumber	<p><b>Type</b> string</p> <p><b>Properties</b> Nillable</p> <p><b>Description</b> The D-U-N-S number for the Domestic Ultimate, which is the highest-ranking subsidiary, specified by country, within an organization's corporate structure.</p>
DunsNumber	<p><b>Type</b> string</p> <p><b>Properties</b> Filter, Nillable</p> <p><b>Description</b> The Data Universal Numbering System (D-U-N-S) number is a unique, nine-digit number assigned to every business location in the Dun &amp; Bradstreet database that has a unique, separate, and distinct operation. D-U-N-S numbers are used by industries and organizations around the world as a global standard for business identification and tracking.</p>
EmployeeQuantityGrowthRate	<p><b>Type</b> double</p> <p><b>Properties</b> Nillable</p>

Field Name	Details
	<p><b>Description</b></p> <p>The yearly growth rate of the number of employees in a company expressed as a decimal percentage. The data includes the total employee growth rate for the past two years.</p>
EmployeesHere	<p><b>Type</b></p> <p>double</p> <p><b>Properties</b></p> <p>Nullable</p> <p><b>Description</b></p> <p>The number of employees at a specified location, such as a branch location.</p>
EmployeesHereReliability	<p><b>Type</b></p> <p>picklist</p> <p><b>Properties</b></p> <p>Nullable, Restricted picklist</p> <p><b>Description</b></p> <p>The reliability of the <code>EmployeesHere</code> figure. Available values are <i>Actual number, Low, Estimated (for all records), Modeled (for non-US records)</i>. A blank value indicates this data is unavailable.</p>
EmployeesTotal	<p><b>Type</b></p> <p>double</p> <p><b>Properties</b></p> <p>Nullable</p> <p><b>Description</b></p> <p>The total number of employees in the company, including all subsidiary and branch locations. This data is available only on records that have a value of <i>Headquarters/Parent</i> in the <code>LocationStatus</code> field.</p>
EmployeesTotalReliability	<p><b>Type</b></p> <p>picklist</p> <p><b>Properties</b></p> <p>Nullable, Restricted picklist</p> <p><b>Description</b></p> <p>The reliability of the <code>EmployeesTotal</code> figure. Available values are <i>Actual number, Low, Estimated (for all records), Modeled (for non-US records)</i>. A blank value indicates this data is unavailable.</p>
ExternalId	<p><b>Type</b></p> <p>string</p>

Field Name	Details
	<p><b>Properties</b> Filter, Nillable, Sort</p> <p><b>Description</b> A system generated numeric identification.</p>
FamilyMembers	<p><b>Type</b> int</p> <p><b>Properties</b> Nillable</p> <p><b>Description</b> The total number of family members, worldwide, within an organization, including the Global Ultimate, its subsidiaries (if any), and its branches (if any).</p>
Fax	<p><b>Type</b> phone</p> <p><b>Properties</b> Nillable</p> <p><b>Description</b> The company's facsimile number.</p>
FifthNaics	<p><b>Type</b> string</p> <p><b>Properties</b> Nillable</p> <p><b>Description</b> A NAICS code that's used to further classify an organization by industry.</p>
FifthNaicsDesc	<p><b>Type</b> string</p> <p><b>Properties</b> Nillable</p> <p><b>Description</b> A brief description of an organization's line of business, based on the corresponding NAICS code.</p>
FifthSic	<p><b>Type</b> string</p> <p><b>Properties</b> Nillable</p>

Field Name	Details
	<p><b>Description</b></p> <p>A Standard Industrial Classification (SIC) code that's used to further classify an organization by industry.</p>
FifthSic8	<p><b>Type</b></p> <p>string</p> <p><b>Properties</b></p> <p>Group, Nillable</p> <p><b>Description</b></p> <p>An additional SIC code used to further classify an organization by industry. Maximum size is 8 characters.</p>
FifthSic8Desc	<p><b>Type</b></p> <p>string</p> <p><b>Properties</b></p> <p>Group, Nillable</p> <p><b>Description</b></p> <p>A brief description of an organization's line of business, based on the corresponding SIC code. Maximum size is 80 characters.</p>
FifthSicDesc	<p><b>Type</b></p> <p>string</p> <p><b>Properties</b></p> <p>Nillable</p> <p><b>Description</b></p> <p>A brief description of an organization's line of business, based on the corresponding SIC code.</p>
FipsMsaCode	<p><b>Type</b></p> <p>string</p> <p><b>Properties</b></p> <p>Nillable</p> <p><b>Description</b></p> <p>The Federal Information Processing Standards (FIPS) and the Metropolitan Statistical Area (MSA) codes identify the organization's location. The MSA codes are defined by the US Office of Management and Budget.</p>
FipsMsaDesc	<p><b>Type</b></p> <p>string</p> <p><b>Properties</b></p> <p>Nillable</p>

Field Name	Details
	<p><b>Description</b></p> <p>A brief description of an organization's FIPS MSA code.</p>
FortuneRank	<p><b>Type</b></p> <p>int</p> <p><b>Properties</b></p> <p>Defaulted on create, Group, Nillable</p> <p><b>Description</b></p> <p>The numeric value of the company's Fortune 1000 ranking. A null or blank value means that the company isn't ranked as a Fortune 1000 company.</p>
FourthNaics	<p><b>Type</b></p> <p>string</p> <p><b>Properties</b></p> <p>Nillable</p> <p><b>Description</b></p> <p>A NAICS code used to further classify an organization by industry.</p>
FourthNaicsDesc	<p><b>Type</b></p> <p>string</p> <p><b>Properties</b></p> <p>Nillable</p> <p><b>Description</b></p> <p>A brief description of an organization's line of business, based on the corresponding NAICS code.</p>
FourthSic	<p><b>Type</b></p> <p>string</p> <p><b>Properties</b></p> <p>Group, Nillable</p> <p><b>Description</b></p> <p>A SIC code used to further classify an organization by industry.</p>
FourthSic8	<p><b>Type</b></p> <p>string</p> <p><b>Properties</b></p> <p>Group, Nillable</p> <p><b>Description</b></p> <p>An additional SIC code used to further classify an organization by industry. Maximum size is 8 characters.</p>

Field Name	Details
FourthSic8Desc	<p><b>Type</b> string</p> <p><b>Properties</b> Group, Nillable</p> <p><b>Description</b> A brief description of an organization's line of business, based on the corresponding SIC code. Maximum size is 80 characters.</p>
FourthSicDesc	<p><b>Type</b> string</p> <p><b>Properties</b> Nillable</p> <p><b>Description</b> A brief description of an organization's line of business, based on the corresponding SIC code.</p>
GeoCodeAccuracy	<p><b>Type</b> picklist</p> <p><b>Properties</b> Nillable, Restricted picklist</p> <p><b>Description</b> The level of accuracy of a location's geographical coordinates compared with its physical address. Available values include <i>Rooftop level, Street level, Block level, Census tract level, Mailing address level, ZIP code level, Geocode could not be assigned, Places the address in the correct city, Not matched, State or Province Centroid, Street intersection, PO BOX location, Non-US rooftop accuracy, County Centroid, Sub Locality-Street Level, and Locality Centroid</i></p>
GlobalUltimateBusinessName	<p><b>Type</b> string</p> <p><b>Properties</b> Nillable</p> <p><b>Description</b> The primary name of the Global Ultimate, which is the highest entity within an organization's corporate structure and may oversee branches and subsidiaries.</p>
GlobalUltimateDunsNumber	<p><b>Type</b> string</p> <p><b>Properties</b> Filter, Nillable</p>

Field Name	Details
	<p><b>Description</b></p> <p>The D-U-N-S number of the Global Ultimate, which is the highest-ranking entity within an organization's corporate structure and can oversee branches and subsidiaries.</p>
GlobalUltimateTotalEmployees	<p><b>Type</b> double</p> <p><b>Properties</b> Nillable</p> <p><b>Description</b></p> <p>The total number of employees at the Global Ultimate, which is the highest entity within an organization's corporate structure and may oversee branches and subsidiaries.</p>
ImportExportAgent	<p><b>Type</b> picklist</p> <p><b>Properties</b> Nillable, Restricted picklist</p> <p><b>Description</b></p> <p>Identifies whether a business imports goods or services, exports goods or services, and/or is an agent for goods.</p>
IncludedInSnP500	<p><b>Type</b> string</p> <p><b>Properties</b> Group, Nillable</p> <p><b>Description</b></p> <p>A true or false value. If <code>true</code>, the company is listed in the S&amp;P 500 Index. If <code>false</code>, the company isn't listed in the S&amp;P 500 Index.</p>
Industry	<p><b>Type</b> string</p> <p><b>Properties</b> Group, Nillable</p> <p><b>Description</b></p> <p>A description of the type of industry such as Telecommunications, Agriculture, or Electronics.</p>
IsOwned	<p><b>Type</b> boolean</p>



Field Name	Details
	<p><b>Properties</b> Defaulted on create</p> <p><b>Description</b> A true or false value. True, your organization owns the record. False, your organization doesn't own the record.</p>
IsParent	<p><b>Type</b> boolean</p> <p><b>Properties</b> Defaulted on create,</p> <p><b>Description</b> A true or false value. True, the company is a parent company. False, the company isn't a parent company. A parent company owns other companies.</p>
Latitude	<p><b>Type</b> string</p> <p><b>Properties</b> Nillable</p> <p><b>Description</b> Used with longitude to specify a precise location, which is used to assess the Geocode Accuracy.</p>
LegalStatus	<p><b>Type</b> picklist</p> <p><b>Properties</b> Nillable, Restricted picklist</p> <p><b>Description</b> Identifies the legal structure of an organization. Available values include <i>Cooperative, Nonprofit organization, Local government body, Partnership of unknown type, and Foreign company.</i></p>
LocationStatus	<p><b>Type</b> picklist</p> <p><b>Properties</b> Filter, Nillable, Restricted picklist</p> <p><b>Description</b> Identifies the organizational status of a company. A numeric value represents each value.</p>

## Field Name

## Details

Organizational status	Numeric value
<i>Single location</i> : The business has no branches or subsidiaries.	0
<i>Headquarters/Parent</i> : A parent company that owns more than 50 percent of another company. When the company also has branches, it's the headquarters.	1
<i>Branch</i> : A secondary location of a business.	2



**Note:** Only the numeric value is accepted in an API request.

## Longitude

**Type**

string

**Properties**

Nillable

**Description**

Used with latitude to specify a precise location, which is used to assess the Geocode Accuracy.

## MailingCity

**Type**

string

**Properties**

Nillable

**Description**

The city where a company has its mail delivered.

## MailingCountry

**Type**

string

**Properties**

Nillable

**Description**

The country where a company has its mail delivered.


## MailingState

**Type**

string

**Properties**

Nillable

Field Name	Details
	<p><b>Description</b></p> <p>The state where a company has its mail delivered.</p>
MailingStreet	<p><b>Type</b> string</p> <p><b>Properties</b> Nillable</p> <p><b>Description</b> The street address where a company has its mail delivered.</p>
MailingZip	<p><b>Type</b> string</p> <p><b>Properties</b> Nillable</p> <p><b>Description</b> The postal zip code for the company.</p>
MarketingPreScreen	<p><b>Type</b> picklist</p> <p><b>Properties</b> Nillable, Restricted picklist</p> <p><b>Description</b> The probability that a company pays with a significant delay compared to the agreed terms. The risk level is based on the standard Commercial Credit Score, and ranges from low risk to high risk. Available values are <i>High risk of delinquency</i>, <i>Low risk of delinquency</i>, and <i>Moderate risk of delinquency</i>.</p> <p> <b>Important:</b> Use this information for marketing pre-screening purposes only.</p>
MarketingSegmentationCluster	<p><b>Type</b> picklist</p> <p><b>Properties</b> Nillable, Restricted picklist</p> <p><b>Description</b> Twenty-two distinct, mutually exclusive profiles, created as a result of cluster analysis of Dun &amp; Bradstreet data for US organizations. Available values include <i>High-Tension Branches of Insurance/Utility Industries</i>, <i>Rapid-Growth Large Businesses</i>, <i>Labor-Intensive Giants</i>, <i>Spartans</i>, <i>Main Street USA</i>.</p>

Field Name	Details
MinorityOwned	<p><b>Type</b> picklist</p> <p><b>Properties</b> Nillable, Restricted picklist</p> <p><b>Description</b> Indicates whether an organization is owned or controlled by a member of a minority group.</p>
Name	<p><b>Type</b> string</p> <p><b>Properties</b> Filter, Nillable</p> <p><b>Description</b> The primary or registered name of a company.</p>
NationalId	<p><b>Type</b> string</p> <p><b>Properties</b> Nillable</p> <p><b>Description</b> The identification number used in some countries for business registration and tax collection.</p>
NationalIdType	<p><b>Type</b> picklist</p> <p><b>Properties</b> Nillable, Restricted picklist</p> <p><b>Description</b> A code value that identifies the type of national identification number that's used.</p>
OutOfBusiness	<p><b>Type</b> picklist</p> <p><b>Properties</b> Nillable, Restricted picklist</p> <p><b>Description</b> Indicates whether the company at the specified address has discontinued operations.</p>
OwnOrRent	<p><b>Type</b> picklist</p>

Field Name	Details
	<p><b>Properties</b> Nillable, Restricted picklist</p> <p><b>Description</b> Indicates whether a company owns or rents the building it occupies.</p>
ParentOrHqBusinessName	<p><b>Type</b> string</p> <p><b>Properties</b> Nillable</p> <p><b>Description</b> The primary name of the parent or headquarters company.</p>
ParentOrHqDunsNumber	<p><b>Type</b> string</p> <p><b>Properties</b> Filter, Nillable</p> <p><b>Description</b> The D-U-N-S number for the parent or headquarters.</p>
Phone	<p><b>Type</b> phone</p> <p><b>Properties</b> Nillable</p> <p><b>Description</b> A company's primary telephone number.</p>
PremisesMeasure	<p><b>Type</b> int</p> <p><b>Properties</b> Group, Nillable</p> <p><b>Description</b> A numeric value for the measurement of the premises.</p>
PremisesMeasureReliability	<p><b>Type</b> string</p> <p><b>Properties</b> Group, Nillable</p> <p><b>Description</b> A descriptive accuracy of the measurement such as actual, estimated, or modeled.</p>

Field Name	Details
PremisesMeasureUnit	<p><b>Type</b> string</p> <p><b>Properties</b> Group, Nillable</p> <p><b>Description</b> A descriptive measurement unit such as acres, square meters, or square feet.</p>
PrimaryNaics	<p><b>Type</b> string</p> <p><b>Properties</b> Nillable</p> <p><b>Description</b> The six-digit North American Industry Classification System (NAICS) code is the standard used by business and government to classify business establishments according to their economic activity for the purpose of collecting, analyzing, and publishing statistical data related to the US business economy.</p>
PrimaryNaicsDesc	<p><b>Type</b> string</p> <p><b>Properties</b> Nillable</p> <p><b>Description</b> A brief description of an organization's line of business, based on its NAICS code.</p>
PrimarySic	<p><b>Type</b> string</p> <p><b>Properties</b> Nillable</p> <p><b>Description</b> The four-digit SIC code that's used to categorize business establishments by industry.</p>
PrimarySic8	<p><b>Type</b> string</p> <p><b>Properties</b> Group, Nillable</p> <p><b>Description</b> The eight-digit Standard Industrial Classification (SIC) code is used to categorize business establishments by industry. The full list of values can be found at the <a href="#">Optimizer Resources</a> page maintained by Dun &amp; Bradstreet. Maximum size is 8 characters.</p>

Field Name	Details
PrimarySic8Desc	<p><b>Type</b> string</p> <p><b>Properties</b> Group, Nillable</p> <p><b>Description</b> A brief description of an organization's line of business, based on the corresponding SIC code. Maximum size is 80 characters.</p>
PrimarySicDesc	<p><b>Type</b> string</p> <p><b>Properties</b> Nillable</p> <p><b>Description</b> A brief description of an organization's line of business, based on its SIC code.</p>
PriorYearEmployees	<p><b>Type</b> int</p> <p><b>Properties</b> Group, Nillable</p> <p><b>Description</b> The total number of employees for the prior year.</p>
PriorYearRevenue	<p><b>Type</b> double</p> <p><b>Properties</b> Nillable</p> <p><b>Description</b> The annual revenue for the prior year.</p>
PublicIndicator	<p><b>Type</b> picklist</p> <p><b>Properties</b> Nillable, Restricted picklist</p> <p><b>Description</b> Indicates whether ownership of the company is public or private.</p>
Revenue	<p><b>Type</b> double</p> <p><b>Properties</b> Nillable</p>

Field Name	Details
	<p><b>Description</b></p> <p>The annual revenue of a company in US dollars.</p>
SalesTurnoverGrowthRate	<p><b>Type</b></p> <p>double</p> <p><b>Properties</b></p> <p>Nilable</p> <p><b>Description</b></p> <p>The increase in annual revenue from the previous value for an equivalent period expressed as a decimal percentage.</p>
SalesVolume	<p><b>Type</b></p> <p>double</p> <p><b>Properties</b></p> <p>Nilable</p> <p><b>Description</b></p> <p>The total annual sales revenue in the headquarters' local currency. Dun &amp; Bradstreet tracks revenue data for publicly traded companies, Global Ultimates, Domestic Ultimates, and some headquarters.</p>
SalesVolumeReliability	<p><b>Type</b></p> <p>picklist</p> <p><b>Properties</b></p> <p>Nilable, Restricted picklist</p> <p><b>Description</b></p> <p>The reliability of the SalesVolume figure.</p>
SecondNaics	<p><b>Type</b></p> <p>string</p> <p><b>Properties</b></p> <p>Nilable</p> <p><b>Description</b></p> <p>A NAICS code used to further classify an organization by industry.</p>
SecondNaicsDesc	<p><b>Type</b></p> <p>string</p> <p><b>Properties</b></p> <p>Nilable</p>



Field Name	Details
	<p><b>Description</b></p> <p>A brief description of an organization's line of business, based on the corresponding NAICS code.</p>
SecondSic	<p><b>Type</b> string</p> <p><b>Properties</b> Nillable</p> <p><b>Description</b> A SIC code used to further classify an organization by industry.</p>
SecondSic8	<p><b>Type</b> string</p> <p><b>Properties</b> Group, Nillable</p> <p><b>Description</b> An additional SIC code used to further classify an organization by industry. Maximum size is 8 characters.</p>
SecondSic8Desc	<p><b>Type</b> string</p> <p><b>Properties</b> Group, Nillable</p> <p><b>Description</b> A brief description of an organization's line of business, based on the corresponding SIC code. Maximum size is 80 characters.</p>
SecondSicDesc	<p><b>Type</b> string</p> <p><b>Properties</b> Nillable</p> <p><b>Description</b> A brief description of an organization's line of business, based on the corresponding SIC code.</p>
SixthNaics	<p><b>Type</b> string</p> <p><b>Properties</b> Nillable</p> <p><b>Description</b> A NAICS code used to further classify an organization by industry.</p>

Field Name	Details
SixthNaicsDesc	<p><b>Type</b> string</p> <p><b>Properties</b> Nillable</p> <p><b>Description</b> A brief description of an organization's line of business, based on the corresponding SIC code.</p>
SixthSic	<p><b>Type</b> string</p> <p><b>Properties</b> Nillable</p> <p><b>Description</b> A SIC code used to further classify an organization by industry.</p>
SixthSic8	<p><b>Type</b> string</p> <p><b>Properties</b> Group, Nillable</p> <p><b>Description</b> An additional SIC code used to further classify an organization by industry. Maximum size is 8 characters.</p>
SixthSic8Desc	<p><b>Type</b> string</p> <p><b>Properties</b> Group, Nillable</p> <p><b>Description</b> A brief description of an organization's line of business, based on the corresponding SIC code. Maximum size is 80 characters.</p>
SixthSicDesc	<p><b>Type</b> string</p> <p><b>Properties</b> Nillable</p> <p><b>Description</b> A brief description of an organization's line of business, based on the corresponding SIC code.</p>
SmallBusiness	<p><b>Type</b> picklist</p>

Field Name	Details
	<p><b>Properties</b> Nillable, Restricted picklist</p> <p><b>Description</b> Indicates whether the company is designated a small business as defined by the Small Business Administration of the US government.</p>
State	<p><b>Type</b> string</p> <p><b>Properties</b> Nillable</p> <p><b>Description</b> The state where a company is physically located.</p>
StockExchange	<p><b>Type</b> string</p> <p><b>Properties</b> Nillable</p> <p><b>Description</b> The corresponding exchange for a company's stock symbol, for example, NASDAQ or NYSE.</p>
StockSymbol	<p><b>Type</b> string</p> <p><b>Properties</b> Nillable</p> <p><b>Description</b> The abbreviation that's used to identify publicly traded shares of a particular stock.</p>
Street	<p><b>Type</b> string</p> <p><b>Properties</b> Nillable</p> <p><b>Description</b> The street address where a company is physically located.</p>
Subsidiary	<p><b>Type</b> picklist</p> <p><b>Properties</b> Nillable, Restricted picklist</p>

Field Name	Details
	<p><b>Description</b></p> <p>Indicates whether a company is more than 50 percent owned by another organization.</p>
ThirdNaics	<p><b>Type</b> string</p> <p><b>Properties</b> Nillable</p> <p><b>Description</b> A NAICS code used to further classify an organization by industry.</p>
ThirdNaicsDesc	<p><b>Type</b> string</p> <p><b>Properties</b> Nillable</p> <p><b>Description</b> A brief description of an organization's line of business, based on the corresponding NAICS code.</p>
ThirdSic	<p><b>Type</b> string</p> <p><b>Properties</b> Nillable</p> <p><b>Description</b> A SIC code used to further classify an organization by industry.</p>
ThirdSic8	<p><b>Type</b> string</p> <p><b>Properties</b> Group, Nillable</p> <p><b>Description</b> An additional SIC code used to further classify an organization by industry. Maximum size is 8 characters.</p>
ThirdSic8Desc	<p><b>Type</b> string</p> <p><b>Properties</b> Group, Nillable</p> <p><b>Description</b> A brief description of an organization's line of business, based on the corresponding SIC code. Maximum size is 80 characters.</p>


Field Name	Details
ThirdSicDesc	<p><b>Type</b> string</p> <p><b>Properties</b> Nillable</p> <p><b>Description</b> A brief description of an organization's line of business, based on the corresponding SIC code.</p>
TradeStyle1	<p><b>Type</b> string</p> <p><b>Properties</b> Nillable</p> <p><b>Description</b> A name, different from its legal name, that an organization may use for conducting business. Similar to "Doing business as" or "DBA".</p>
TradeStyle2	<p><b>Type</b> string</p> <p><b>Properties</b> Nillable</p> <p><b>Description</b> A tradestyle used by the organization.</p>
TradeStyle3	<p><b>Type</b> string</p> <p><b>Properties</b> Nillable</p> <p><b>Description</b> A tradestyle used by the organization.</p>
TradeStyle4	<p><b>Type</b> string</p> <p><b>Properties</b> Nillable</p> <p><b>Description</b> A tradestyle used by the organization.</p>
TradeStyle5	<p><b>Type</b> string</p>

Field Name	Details
	<p><b>Properties</b> Nillable</p> <p><b>Description</b> A tradestyle used by the organization.</p>
UsTaxId	<p><b>Type</b> string</p> <p><b>Properties</b> Nillable</p> <p><b>Description</b> The identification number for the company used by the Internal Revenue Service (IRS) in the administration of tax laws. Also referred to as Federal Taxpayer Identification Number.</p>
Website	<p><b>Type</b> url</p> <p><b>Properties</b> Filter, Group, Nillable</p> <p><b>Description</b> An organization's primary website address.</p>
WomenOwned	<p><b>Type</b> picklist</p> <p><b>Properties</b> Nillable, Restricted picklist</p> <p><b>Description</b> Indicates whether a company is more than 50 percent owned or controlled by a woman.</p>
YearStarted	<p><b>Type</b> string</p> <p><b>Properties</b> Nillable</p> <p><b>Description</b> The year when the company was established or the year when current ownership or management assumed control of the company.</p>
Zip	<p><b>Type</b> string</p>

Field Name	Details
	<p><b>Properties</b> Nillable</p> <p><b>Description</b> A five or nine-digit code that's used to help sort mail.</p>

## Usage

Use this object to return D&B Company information. These fields are read-only.

 **Important:** DatacloudDandBCompany can't be used in Apex test methods, because an external web service call is required to access it. These calls are not allowed in Apex test methods.

## DatacloudOwnedEntity

Represents fields in the DatacloudOwnedEntity object. The DatacloudOwnedEntity object tracks user-purchased records. This object is available in API version 30.0 or later.

 **Note:** When your Data.com Prospector or Data.com Clean contract expires, Data.com features, objects, and fields will be removed from your org. For more information, see [Data.com Prospector and Clean Retirement](#).

## Supported Calls

`create()`, `describeSObjects()`, `getDeleted()`, `getUpdated()`, `query()`, `retrieve()`

## Fields

Field Name	Details
DataDotComKey	<p><b>Type</b> string</p> <p><b>Properties</b> Create, Filter, Sort</p> <p><b>Description</b> The Data.com contact or company record identification number used by the DatacloudPurchaseUsage object to keep track of purchased records. This is equivalent to the Data.com record ID for a contact or company.</p>
DatacloudEntityType	<p><b>Type</b> picklist</p> <p><b>Properties</b> Create, Filter, Restricted picklist, Sort</p>

Field Name	Details
	<p><b>Description</b></p> <p>The type of Data.com record you want to purchase.</p> <ul style="list-style-type: none"> <li>• 0—contact</li> <li>• 1—company</li> </ul>
Name	<p><b>Type</b></p> <p>string</p> <p><b>Properties</b></p> <p>Autonumber, Defaulted on create, Filter, Sort</p> <p><b>Description</b></p> <p>An optional field used to name your record.</p>
PurchaseType	<p><b>Type</b></p> <p>picklist</p> <p><b>Properties</b></p> <p>Filter, Group, Nillable, Restricted picklist, Sort</p> <p><b>Description</b></p> <p>A read only field set by the API to identify the purchase type.</p> <ul style="list-style-type: none"> <li>• Added</li> <li>• Export</li> <li>• API</li> </ul>
PurchaseUsageId	<p><b>Type</b></p> <p>reference</p> <p><b>Properties</b></p> <p>Create, Filter, Group, Nillable, Sort</p> <p><b>Description</b></p> <p>The unique identification number for the DatacloudPurchaseUsage object created by making a REST POST request.</p> <ul style="list-style-type: none"> <li>• 0—contact</li> <li>• 1—company</li> </ul>
UserId	<p><b>Type</b></p> <p>reference</p> <p><b>Properties</b></p> <p>Filter, Group, Sort</p> <p><b>Description</b></p> <p>A unique identifier for the user making the purchase.</p>



## Usage

The Datacloud object that tracks records that are purchased and owned by a specific user.

## DatacloudPurchaseUsage

---

Represents an object used to identify and track Data.com record purchases. This object is available in API version 30.0 or later.



**Note:** When your Data.com Prospector or Data.com Clean contract expires, Data.com features, objects, and fields will be removed from your org. For more information, see [Data.com Prospector and Clean Retirement](#).

## Supported Calls

`create()`, `delete()`, `describeSObjects()`, `getDeleted()`, `getUpdated()`, `query()`, `retrieve()`, `undelete()`, `update()`, `upsert()`

## Fields

Field Name	Details
DatacloudEntityType	<p><b>Type</b> picklist</p> <p><b>Properties</b> Create, Filter, Group, Restricted picklist, Sort, Update</p> <p><b>Description</b> The type of Data.com record you want to purchase.</p> <ul style="list-style-type: none"> <li>0—indicates contact entity type.</li> <li>1—indicates company entity type.</li> </ul>
Description	<p><b>Type</b> string</p> <p><b>Properties</b> Create, Filter, Group, Nillable, Sort, Update</p> <p><b>Description</b> An optional field. You can add a description for your purchase.</p>
Name	<p><b>Type</b> string</p> <p><b>Properties</b> Autonumber, Defaulted on create, Filter, Sort</p> <p><b>Description</b> An optional field used to name your record.</p>

Field Name	Details
PurchaseType	<p><b>Type</b> picklist</p> <p><b>Properties</b> Filter, Group, Restricted picklist, Sort</p> <p><b>Description</b> A read only field set by the API to identify the purchase type.</p> <ul style="list-style-type: none"> <li>• Added</li> <li>• Export</li> <li>• API</li> </ul>
Usage	<p><b>Type</b> double</p> <p><b>Properties</b> Filter, Sort</p> <p><b>Description</b> A read only field set by the API. It is used to track the points used to purchase records.</p>
UserId	<p><b>Type</b> reference</p> <p><b>Properties</b> Filter, Group, Sort</p> <p><b>Description</b> A read only field set by the API that identifies the user purchasing the records.</p>
UserType	<p><b>Type</b> picklist</p> <p><b>Properties</b> Create, Filter, Group, Restricted picklist, Sort, Update</p> <p><b>Description</b> A read only field set by the API with 2 user types.</p> <ul style="list-style-type: none"> <li>• Monthly Usage</li> <li>• List Pool User</li> </ul>

## Usage

The DatacloudPurchaseUsage object allows you to track Data.com record purchases for CRM users.

# DatacloudSocialHandle

---

Returns normalized URLs with userids for different social media used by Data.com contacts. The DatacloudSocialHandle object is a child object of the DatacloudContact object. This object is available in API version 30.0 or later.

 **Note:** When your Data.com Prospector or Data.com Clean contract expires, Data.com features, objects, and fields will be removed from your org. For more information, see [Data.com Prospector and Clean Retirement](#).

## Supported Calls

`describeSObjects()`, `query()`

## Fields

Field Name	Details
DatacloudContactId	<p><b>Type</b> string</p> <p><b>Properties</b> Filter, Nillable, Sort</p> <p><b>Description</b> The unique numeric identifier for a Data.com contact record.</p>
ProviderName	<p><b>Type</b> string</p> <p><b>Properties</b> Filter, Nillable, Sort</p> <p><b>Description</b> The name of the social media provider.</p>
SocialId	<p><b>Type</b> string</p> <p><b>Properties</b> Filter, Nillable, Sort</p> <p><b>Description</b> The normalized userid for the user on this social media.</p>
Url	<p><b>Type</b> url</p> <p><b>Properties</b> Filter, Nillable, Sort</p> <p><b>Description</b> A normalized URL and userid for the website of the social media provider.</p>

## Usage

Returns social handles with Data.com contacts from the DatacloudContact object. Social handle fields are read only fields and can't be used to filter results.

## DataIntegrationRecordPurchasePermission

---

Indicates Lightning Data purchase credits that a Salesforce admin has granted to users.

This object is available in API versions 42.0 and later.

## Supported Calls

`describeSObjects()`, `create()`, `delete()`, `query()`, `retrieve()`, `update()`, `upsert()`

## Special Access Rules

As of Spring '20 and later, this object can't be accessed by guest, portal, or community users.

## Fields

Field Name	Details
<code>ExternalObject</code>	<p><b>Type</b> picklist</p> <p><b>Properties</b> Create, Filter, Group, Nillable, Restricted picklist, Sort, Update</p> <p><b>Description</b> Indicates the name of the data service record matched to the Salesforce record.</p>
<code>UserId</code>	<p><b>Type</b> reference</p> <p><b>Properties</b> Create, Filter, Group, Sort, Update</p> <p><b>Description</b> Indicates the ID of a user to whom purchase credits are assigned.</p>
<code>UserRecordPurchaseLimit</code>	<p><b>Type</b> int</p> <p><b>Properties</b> Create, Filter, Group, Nillable, Sort, Update</p> <p><b>Description</b> Represents the number of purchase credits assigned to a user.</p>

## DatasetExport

---



Represents a dataset exported from Einstein Analytics. When a dataset is exported, the data is converted into a .csv file and the schema is stored in a separate JSON file. These files are stored in two objects: DatasetExport and DatasetExportPart. DatasetExport acts as the header and includes the JSON schema.

## Supported Calls

`describeSObjects()`, `query()`, `retrieve()`

## Fields

Field	Details
CompressedMetadataLength	<p><b>Type</b> int</p> <p><b>Properties</b> Filter, Group, Nillable, Sort</p> <p><b>Description</b> This field is required when a record in an object contains a BLOB (binary large object) field. In the DataExport object, Metadata is the BLOB field.</p>
Metadata	<p><b>Type</b> base64</p> <p><b>Properties</b> Nillable</p> <p><b>Description</b> Contains the JSON schema that describes the data in the CSV. This schema includes column metadata such as type, format, and defaultValue.</p>
MetadataLength	<p><b>Type</b> int</p> <p><b>Properties</b> Filter, Group, Nillable, Sort</p> <p><b>Description</b> This field is required when a record in an object contains a BLOB (binary large object) field. In the DataExport object, Metadata is the BLOB field.</p>
Owner	<p><b>Type</b> string</p> <p><b>Properties</b> Filter, Group, Nillable, Sort</p>

Field	Details
	<p><b>Description</b></p> <p>User ID of the owner, as specified in the <code>userId</code> parameter in the export node of the dataflow that created the record. Only the specified owner can read the content of the record.</p>
PublisherInfo	<p><b>Type</b></p> <p>string</p> <p><b>Properties</b></p> <p>Filter, idLookup, Sort</p> <p><b>Description</b></p> <p>Identifies the export record to facilitate searching when a user has multiple export records. By default, this column is set to the ID of the dataflow that generated the export record, concatenated with the name of the specific export node. PublisherInfo is unique within your organization.</p> <p> <b>Note:</b> A dataflow can have multiple export nodes.</p>
PublisherType	<p><b>Type</b></p> <p>picklist</p> <p><b>Properties</b></p> <p>Filter, Group, Restricted picklist, Sort</p> <p><b>Description</b></p> <p>Target of the export, as specified in the <code>target</code> parameter in the export node of the dataflow that created the record. The value must be <i>EinsteinDiscovery</i>.</p>
Status	<p><b>Type</b></p> <p>picklist</p> <p><b>Properties</b></p> <p>Filter, Group, Restricted picklist, Sort</p> <p><b>Description</b></p> <p>Status of the export. The possible values are:</p> <ul style="list-style-type: none"><li>• New</li><li>• InProgress</li><li>• Completed</li><li>• Canceled</li><li>• Failed</li></ul> <p> <b>Note:</b> The content of the Metadata field can be downloaded when the status is Completed.</p>

## Usage

This object is used with the DatasetExportPart object for exporting data from a dataset in Einstein Analytics for use in Einstein Discovery. An export is initiated using the export node in an Analytics dataflow.

SEE ALSO:

[DatasetExportPart](#)

## DatasetExportPart

---

Represents a dataset exported from Einstein Analytics. When a dataset is exported, the data is converted into a .csv file and the schema is stored in a separate JSON file. These files are stored in two objects: DatasetExport and DatasetExportPart. DatasetExportPart contains parts of the .csv file.

## Supported Calls

`describeSObjects()`, `query()`, `retrieve()`

## Fields

Field	Details
CompressedDataFileLength	<p><b>Type</b> int</p> <p><b>Properties</b> Filter, Group, Sort</p> <p><b>Description</b> This field is required when a record in an object contains a BLOB (binary large object) field. In the DataExportPart object, DataFile is the BLOB field.</p>
DataFile	<p><b>Type</b> base64</p> <p><b>Description</b> Contains a part of the dataset data from the generated .csv file. Maximum size is 32 MB.</p>
DataFileLength	<p><b>Type</b> int</p> <p><b>Properties</b> Filter, Group, Sort</p> <p><b>Description</b> This field is required when a record in an object contains a BLOB (binary large object) field. In the DataExportPart object, DataFile is the BLOB field.</p>

Field	Details
DatasetExportId	<p><b>Type</b> reference</p> <p><b>Properties</b> Filter, Group, Sort</p> <p><b>Description</b> ID of the parent record that the part record is associated with.</p>
Owner	<p><b>Type</b> string</p> <p><b>Properties</b> Filter, Group, Sort</p> <p><b>Description</b> User ID of the owner, as specified in the <code>userId</code> parameter in the export node of the dataflow that created the record. Only the specified owner can read the content of the record.</p>
PartNumber	<p><b>Type</b> int</p> <p><b>Properties</b> Filter, Group, Sort</p> <p><b>Description</b> Used with the DatasetExportId to uniquely identify the data part. Parts are assembled sequentially based on their numbers.</p>

## Usage

This object is used with the DatasetExport object for exporting data from a dataset in Einstein Analytics for use in Einstein Discovery. An export is initiated using the export node in an Analytics dataflow.

SEE ALSO:

[DatasetExport](#)

## DataUseLegalBasis

Represents the legal basis for contacting a customer, such as billing or contract. This object is available in API version 45.0 and later.

## Supported Calls

`create()`, `delete()`, `describeLayout()`, `describeSObjects()`, `getDeleted()`, `getUpdated()`, `query()`, `retrieve()`, `search()`, `undelete()`, `update()`, `upsert()`



## Special Access Rules

This object is available if Data Protection and Privacy is enabled.

### Fields

Field Name	Details
Description	<p><b>Type</b> string</p> <p><b>Properties</b> Create, Filter, Group, Nillable, Sort, Update</p> <p><b>Description</b> Description of the data use legal basis.</p>
LastReferencedDate	<p><b>Type</b> dateTime</p> <p><b>Properties</b> Filter, Nillable, Sort</p> <p><b>Description</b> The timestamp for when the current user last viewed a record related to this record.</p>
LastViewedDate	<p><b>Type</b> dateTime</p> <p><b>Properties</b> Filter, Nillable, Sort</p> <p><b>Description</b> The timestamp for when the current user last viewed this record. If this value is null, it's possible that this record was referenced (<code>LastReferencedDate</code>) and not viewed.</p>
Name	<p><b>Type</b> string</p> <p><b>Properties</b> Create, Filter, Group, idLookup, Sort, Update</p> <p><b>Description</b> Specifies a name for the legal basis. For example, "billing" or "contract".</p>
OwnerId	<p><b>Type</b> reference</p> <p><b>Properties</b> Create, Defaulted on create, Filter, Group, Sort, Update</p>

Field Name	Details
	<p><b>Description</b></p> <p>The ID of the owner of the account associated with this customer.</p>
Source	<p><b>Type</b></p> <p>string</p> <p><b>Properties</b></p> <p>Create, Filter, Group, Nillable, Sort, Update</p> <p><b>Description</b></p> <p>Indicates the source of the legal basis. For example, the URL of a contract.</p>

## Associated Objects

This object has the following associated objects. Unless noted, they are available in the same API version as this object.

### DataUseLegalBasisHistory

History is available for tracked fields of the object.

### DataUseLegalBasisOwnerSharingRule

Sharing rules are available for the object.

### DataUseLegalBasisShare

Sharing is available for the object.

## DataUsePurpose

Represents the reason for contacting a prospect or customer, such as for billing, marketing, or surveys. This object is available in API version 45.0 and later.

## Supported Calls

`create()`, `delete()`, `describeLayout()`, `describeSObjects()`, `getDeleted()`, `getUpdated()`, `query()`, `retrieve()`, `search()`, `undelete()`, `update()`, `upsert()`

## Special Access Rules

This object is available if Data Protection and Privacy is enabled.

## Fields

Field Name	Details
CanDataSubjectOptOut	<p><b>Type</b></p> <p>boolean</p>

Field Name	Details
	<p><b>Properties</b> Create, Defaulted on create, Filter, Group, Sort, Update</p> <p><b>Description</b> Required. Indicates whether the customer can decline contact for the described purpose.</p>
Description	<p><b>Type</b> string</p> <p><b>Properties</b> Create, Filter, Group, Nillable, Sort, Update</p> <p><b>Description</b> Indicates the purpose for contacting a customer.</p>
LastReferencedDate	<p><b>Type</b> dateTime</p> <p><b>Properties</b> Filter, Nillable, Sort</p> <p><b>Description</b> The timestamp for when the current user last viewed a record related to this record.</p>
LastViewedDate	<p><b>Type</b> dateTime</p> <p><b>Properties</b> Filter, Nillable, Sort</p> <p><b>Description</b> The timestamp for when the current user last viewed this record. If this value is null, it's possible that this record was referenced (<code>LastReferencedDate</code>) and not viewed.</p>
LegalBasisId	<p><b>Type</b> reference</p> <p><b>Properties</b> Create, Filter, Group, Nillable, Sort, Update</p> <p><b>Description</b> Identifies the legal basis record associated with the data use purpose.</p>
Name	<p><b>Type</b> string</p> <p><b>Properties</b> Create, Filter, Group, idLookup, Sort, Update</p>

Field Name	Details
	<p><b>Description</b></p> <p>Required. Identifies the reason for contacting a customer. For example, billing or marketing.</p>
OwnerId	<p><b>Type</b></p> <p>reference</p> <p><b>Properties</b></p> <p>Create, Defaulted on create, Filter, Group, Sort, Update</p> <p><b>Description</b></p> <p>The ID of the owner of the account associated with this customer.</p>

## Associated Objects

This object has the following associated objects. Unless noted, they are available in the same API version as this object.

### DataUsePurposeHistory

History is available for tracked fields of the object.

### DataUsePurposeOwnerSharingRule

Sharing rules are available for the object.

### DataUsePurposeShare

Sharing is available for the object.

## DatedConversionRate

Represents the dated exchange rates used by an organization for which the multicurrency and the effective dated currency features are enabled.

## Supported Calls

`delete()`, `describeSObjects()`, `getDeleted()`, `getUpdated()`, `query()`, `retrieve()`, `update()`,

## Special Access Rules

Customer Portal users can't access this object.

## Fields

Field	Details
ConversionRate	<p><b>Type</b></p> <p>double</p>

Field	Details
	<p><b>Properties</b> Filter, Update</p> <p><b>Description</b> Required. Conversion rate of this currency type against the corporate currency.</p>
isoCode	<p><b>Type</b> picklist</p> <p><b>Properties</b> Filter, Restricted picklist</p> <p><b>Description</b> Required. ISO code of the currency. Must be one of the valid alphabetic, three-letter currency ISO codes defined by the ISO 4217 standard, such as USD, GBP, or JPY. Must be unique within your organization. Label is <b>Currency ISO Code</b>.</p>
nextStartDate	<p><b>Type</b> date</p> <p><b>Properties</b> Filter, Nillable</p> <p><b>Description</b> Read only. The date on which the next effective dated exchange rate will start. Effectively the day after the end date for this exchange rate.</p>
startDate	<p><b>Type</b> date</p> <p><b>Properties</b> Filter</p> <p><b>Description</b> The date on which the effective dated exchange rate starts.</p>

## Usage

This object is for multicurrency organizations with advanced currency management enabled. Use this object to define the exchange rates your organization uses for a date range. This object is not available in single-currency organizations, nor is it available if the organization does not have advanced currency management enabled.

## DcSocialProfile

The `DcSocialProfile` object is a read-only object accessible only through the Data.com Social Key API. This object is available in API version 32.0 or later.

 **Note:** When your Data.com Prospector or Data.com Clean contract expires, Data.com features, objects, and fields will be removed from your org. For more information, see [Data.com Prospector and Clean Retirement](#).

## Supported Calls

`describeSObjects()`, `query()`

## Special Access Rules

This is a read-only object that is accessed by only the Data.com Social Key API

## Fields

Field Name	Details
City	<p><b>Type</b> string</p> <p><b>Properties</b> Filter, Group, Nillable, Sort</p> <p><b>Description</b> The name of the city where the company is located.</p>
CompanyName	<p><b>Type</b> string</p> <p><b>Properties</b> Filter, Group, Sort</p> <p><b>Description</b> The name of the company at which the contact works.</p>
ContactId	<p><b>Type</b> string</p> <p><b>Properties</b> Filter, Group, Nillable, Sort</p> <p><b>Description</b> The unique numerical identifier for a contact.</p>
Country	<p><b>Type</b> string</p> <p><b>Properties</b> Filter, Group, Nillable, Sort</p> <p><b>Description</b> A string that represents the standard abbreviation for the country where the contact works.</p>

Field Name	Details
Email	<p><b>Type</b> email</p> <p><b>Properties</b> Filter, Group, Nillable, Sort</p> <p><b>Description</b> An email address for this contact.</p>
FirstName	<p><b>Type</b> string</p> <p><b>Properties</b> Filter, Group, Nillable, Sort</p> <p><b>Description</b> The first name of a contact.</p>
LastName	<p><b>Type</b> string</p> <p><b>Properties</b> Filter, Group, Nillable, Sort</p> <p><b>Description</b> The last name of a contact.</p>
State	<p><b>Type</b> string</p> <p><b>Properties</b> Filter, Group, Nillable, Sort</p> <p><b>Description</b> The two-letter standard abbreviation for a state.</p>

## Usage

Provides social handle information to the Data.com Social Key API.

## DcSocialProfileHandle

The `DcSocialProfileHandle` object, a child object to `DcSocialProfile`, is a read-only object accessible only through the Data.com Social Key API. The `DcSocialProfileHandle` object is a child object of the `DcSocialProfile` object. This object is available in API version 32.0 or later.



**Note:** When your Data.com Prospector or Data.com Clean contract expires, Data.com features, objects, and fields will be removed from your org. For more information, see [Data.com Prospector and Clean Retirement](#).

## Supported Calls

`describeSObjects()`, `query()`

## Special Access Rules

This is a read-only object that is accessed by only the Data.com Social Key API

## Fields

Field Name	Details
DcSocialProfileId	<p><b>Type</b> string</p> <p><b>Properties</b> Filter, Group, Nillable, Sort</p> <p><b>Description</b> A unique identifier for a contacts social handles.</p>
Handle	<p><b>Type</b> string</p> <p><b>Properties</b> Filter, Group, Nillable, Sort</p> <p><b>Description</b> A normalized social handle for a contact.</p>
ProviderName	<p><b>Type</b> string</p> <p><b>Properties</b> Filter, Group, Nillable, Sort</p> <p><b>Description</b> The name of the social media provider.</p>

## Usage

Provides social handle information to the Data.com Social Key API.

## DeclinedEventRelation

Represents event participants (invitees or attendees) with the status `Declined` for a given event. This object is available in API versions 29.0 and later.



## Supported Calls

`describeSObjects()`, `query()`, `retrieve()`

## Fields

Field Name	Details
EventId	<p><b>Type</b> reference</p> <p><b>Properties</b> Filter, Group, Nillable, Sort</p> <p><b>Description</b> Indicates the ID of the event.</p>
RelationId	<p><b>Type</b> reference</p> <p><b>Properties</b> Filter, Group, Nillable, Sort</p> <p><b>Description</b> Indicates the ID of the invitee.</p>
RespondedDate	<p><b>Type</b> dateTime</p> <p><b>Properties</b> Filter, Nillable, Sort</p> <p><b>Description</b> Indicates the most recent date and time when the invitee declined an invitation to the event.</p>
Response	<p><b>Type</b> string</p> <p><b>Properties</b> Filter, Group, Nillable, Sort</p> <p><b>Description</b> Indicates the content of the response field. Label is <code>Comment</code>.</p>
Type	<p><b>Type</b> string</p> <p><b>Properties</b> Filter, Group, Nillable, Sort</p> <p><b>Description</b> Indicates whether the invitee is a user, lead or contact, or resource.</p>

## Usage

### Query invitees who have declined an invitation to an event

```
SELECT eventId, type, response FROM DeclinedEventRelation WHERE eventId='00UTD000000ZH5LA'
```

SEE ALSO:

[AcceptedEventRelation](#)

[UndecidedEventRelation](#)

## DelegatedAccount

---

Represents the external managed account. This object is available in API version 49.0 and later.

## Supported Calls

`create()`, `delete()`, `describeLayout()`, `describeSObjects()`, `getDeleted()`, `getUpdated()`, `query()`, `retrieve()`, `search()`, `update()`, `upsert()`

## Special Access Rules

You must have a Partner or Customer Community Plus license.

## Fields

Field	Details
<code>LastReferencedDate</code>	<p><b>Type</b> dateTime</p> <p><b>Properties</b> Filter, Nillable, Sort</p> <p><b>Description</b> The timestamp for when the current user last viewed a record related to this record.</p>
<code>LastViewedDate</code>	<p><b>Type</b> dateTime</p> <p><b>Properties</b> Filter, Nillable, Sort</p> <p><b>Description</b> The timestamp for when the current user last viewed this record. If this value is null, this record might only have been referenced (<code>LastReferencedDate</code>) and not viewed.</p>
<code>ManagedById</code>	<p><b>Type</b> reference</p>

Field	Details
	<p><b>Properties</b> Create, Filter, Group, Sort, Update</p> <p><b>Description</b> The ID of the managing user.</p>
Name	<p><b>Type</b> string</p> <p><b>Properties</b> Create, Filter, Group, idLookup, Sort, Update</p> <p><b>Description</b> Name of the managed account.</p>
OwnerId	<p><b>Type</b> reference</p> <p><b>Properties</b> Create, Defaulted on create, Filter, Group, Sort, Update</p> <p><b>Description</b> The ID of the account owner.</p>
TargetId	<p><b>Type</b> reference</p> <p><b>Properties</b> Create, Filter, Group, Sort, Update</p> <p><b>Description</b> The ID of the user being managed.</p>

## DeleteEvent

---

Represents a record that has been soft deleted. This object is available in API version 48.0 and later.

DeleteEvent is a read-only object. You can't create, update, or delete it directly. To create a DeleteEvent record, soft delete a record of another type, like an Account. To remove a DeleteEvent record, use the [emptyRecycleBin\(\)](#) API or hard delete the corresponding Record.

## Supported Calls

`describeSObjects()`, `query()`, `retrieve()`, `search()`

## Fields

Field	Details
DeletedById	<p><b>Type</b> reference</p> <p><b>Properties</b> Filter, Group, Sort</p> <p><b>Description</b> The ID of the user who deleted the record.</p>
DeletedDate	<p><b>Type</b> dateTime</p> <p><b>Properties</b> Filter, Nillable, Sort</p> <p><b>Description</b> The date and time when the record was deleted.</p>
Record	<p><b>Type</b> string</p> <p><b>Properties</b> Filter, Group, Nillable, Sort</p> <p><b>Description</b> The ID of the record that was deleted.</p>
RecordName	<p><b>Type</b> string</p> <p><b>Properties</b> Filter, Group, Nillable, Sort</p> <p><b>Description</b> The name of the record that was deleted.</p>
SubjectName	<p><b>Type</b> string</p> <p><b>Properties</b> Filter, Group, Nillable, Sort</p> <p><b>Description</b> The type of record that was deleted, for example, Account.</p>

## DigitalSignature

Represents a signature captured on a service report in field service.

## Supported Calls


`create()`, `delete()`, `describeSObjects()`, `getDeleted()`, `getUpdated()`, `query()`, `retrieve()`, `undelete()`

## Special Access Rules

Field Service Lightning must be enabled.

## Fields

Field Name	Details
DigitalSignatureNumber	<p><b>Type</b> string</p> <p><b>Properties</b> Autonumber, Defaulted on create, Filter, Sort</p> <p><b>Description</b> An auto-generated number identifying the signature.</p>
DocumentBody	<p><b>Type</b> base64</p> <p><b>Properties</b> Create</p> <p><b>Description</b> The captured signature image.</p>
DocumentContentType	<p><b>Type</b> picklist</p> <p><b>Properties</b> Create, Filter, Group, Restricted picklist, Sort</p> <p><b>Description</b> The data type of the captured signature.</p>
DocumentLength	<p><b>Type</b> int</p> <p><b>Properties</b> Filter, Group, Nillable, Sort</p> <p><b>Description</b> The length of the captured signature.</p>
DocumentName	<p><b>Type</b> string</p>

Field Name	Details
	<p><b>Properties</b> Create, Filter, Group, Sort</p> <p><b>Description</b> The name of the captured signature image.</p>
ParentId	<p><b>Type</b> reference</p> <p><b>Properties</b> Create, Filter, Group, Sort</p> <p><b>Description</b> ID of the service appointment, work order, or work order line item that the service report is generated for.</p>
Place	<p><b>Type</b> string</p> <p><b>Properties</b> Create, Filter, Group, Nillable, Sort</p> <p><b>Description</b> The place where the report was signed.</p>
SignatureType	<p><b>Type</b> picklist</p> <p><b>Properties</b> Create, Defaulted on create, Filter, Group, Nillable, Sort</p> <p><b>Description</b> The role of the person signing the service report. Your org comes with one signature type, <code>Default</code>. A service report template can only contain one signature per type. If you plan to collect multiple signatures on service reports, create additional values for the Signature Type field.</p> <p>Create at least one value for every role that might need to sign a service report. For example, <code>Technician</code>, <code>Customer</code>, <code>Supervisor</code>, or <code>Supplier</code>. If some service reports will be signed by multiple people in one role—for example, all technicians present at an appointment—create numbered types: <code>Technician 1</code>, <code>Technician 2</code>, and so forth.</p> <p> <b>Note:</b> You can create up to 1,000 signature types. You can't delete signature types, but you can deactivate them so they can't be used in service report templates. When you deactivate a type, it still appears on service report templates that used it, but you can't use it on new service report templates.</p>
SignedBy	<p><b>Type</b> string</p>

Field Name	Details
	<p><b>Properties</b> Create, Filter, Group, Nillable, Sort</p> <p><b>Description</b> The name of the person signing.</p>
SignedDate	<p><b>Type</b> dateTime</p> <p><b>Properties</b> Create, Filter, Nillable, Sort</p> <p><b>Description</b> The date and time of the signing.</p>

## Usage

Add signature blocks to service report templates to determine which signatures need to be gathered on reports that use the template. Service report templates can contain up to 20 signatures, and each signature must use a different Signature Type. For example, create a standard service report template that contains a customer signature and a technician signature.

To learn more about digital signatures, see [Guidelines for Using Signatures on Service Reports](#).

## DigitalWallet

The digital wallet entity represents a customer's digital wallet service. Commerce Payments can use a digital wallet as a payment source when processing payments through a payment gateway. This object is available in API version 48.0 and later.

## Supported Calls

`create()`, `delete()`, `describeLayout()`, `describeSObjects()`, `getDeleted()`, `getUpdated()`, `query()`, `retrieve()`, `undelete()`, `update()`, `upsert()`

## Special Access Rules

To access Commerce Payments entities, your org must have a Salesforce Order Management license with the Payment Platform org permission activated. Commerce Payments entities are available only in Lightning Experience.

## Fields

Field	Details
AccountId	<p><b>Type</b> reference</p>


Field	Details
	<p><b>Properties</b> Create, Filter, Group, Nillable, Sort, Update</p> <p><b>Description</b> The account of the customer owns the digital wallet.</p>
AuditEmail	<p><b>Type</b> email</p> <p><b>Properties</b> Create, Filter, Group, Nillable, Sort, Update</p> <p><b>Description</b> Email of the digital wallet owner.  This field is available in API v49.0 and later. It does not appear in the UI by default for Salesforce orgs that upgraded from v48.0. Users must add it to the DigitalWallet page layout on their own.</p>
Comments	<p><b>Type</b> textarea</p> <p><b>Properties</b> Create, Nillable, Update</p> <p><b>Description</b> Users can provide additional details about the digital wallet. Supports a maximum of 1000 characters.</p>
CompanyName	<p><b>Type</b> string</p> <p><b>Properties</b> Create, Filter, Group, Nillable, Sort, Update</p> <p><b>Description</b> Company of the digital wallet owner.</p>
Customer	<p><b>Type</b> string</p> <p><b>Properties</b> Create, Filter, Group, Nillable, Sort</p> <p><b>Description</b> Customer name of the digital wallet owner.</p>
DigitalWalletNumber	<p><b>Type</b> string</p> <p><b>Properties</b> Autonumber, Defaulted on create, Filter, idLookup, Sort</p>



Field	Details
	<p><b>Description</b> System-generated reference number for the digital wallet.</p>
Email	<p><b>Type</b> email</p> <p><b>Properties</b> Create, Filter, Group, Nillable, Sort, Update</p> <p><b>Description</b> Email of the digital wallet owner.</p>
GatewayToken	<p><b>Type</b> string</p> <p><b>Properties</b> Create, Filter, Group, Nillable, Sort, Update</p> <p><b>Description</b> Gateway token used when the digital wallet interacts with the payment gateway.</p>
GatewayTokenDetails	<p><b>Type</b> textarea</p> <p><b>Properties</b> Create, Filter, Nillable, Sort, Update</p> <p><b>Description</b> Unique ID generated by the payment gateway for the card for future transactions.</p>
IpAddress	<p><b>Type</b> string</p> <p><b>Properties</b> Create, Filter, Group, Nillable, Sort, Update</p> <p><b>Description</b> The IP address of the digital wallet owner.</p> <p>This field is available in API v49.0 and later. It does not appear in the UI by default for Salesforce orgs that upgraded from v48.0. Users must add it to the DigitalWallet page layout on their own.</p>
LastReferencedDate	<p><b>Type</b> dateTime</p> <p><b>Properties</b> Filter, Nillable, Sort</p> <p><b>Description</b> The timestamp for when the current user last viewed a record related to this record.</p>

Field	Details
LastViewedDate	<p><b>Type</b> dateTime</p> <p><b>Properties</b> Filter, Nillable, Sort</p> <p><b>Description</b> The timestamp for when the current user last viewed this record. If this value is null, this record might only have been referenced (LastReferencedDate) and not viewed.</p>
MacAddress	<p><b>Type</b> string</p> <p><b>Properties</b> Create, Filter, Group, Nillable, Sort, Update</p> <p><b>Description</b> The MAC address of the digital wallet owner.  This field is available in API v49.0 and later. It does not appear in the UI by default for Salesforce orgs that upgraded from v48.0. Users must add it to the DigitalWallet page layout on their own.</p>
NickName	<p><b>Type</b> string</p> <p><b>Properties</b> Create, Filter, Group, Nillable, Sort, Update</p> <p><b>Description</b> User-defined nickname for the digital wallet.</p>
PaymentGatewayId	<p><b>Type</b> reference</p> <p><b>Properties</b> Create, Filter, Group, Nillable, Sort</p> <p><b>Description</b> Gateway used with transactions for the digital wallet.</p>
PaymentMethodAddress	<p><b>Type</b> address</p> <p><b>Properties</b> Filter, Nillable</p> <p><b>Description</b> Part of the address for the payment method.</p>
PaymentMethodCity	<p><b>Type</b> string</p>

Field	Details
	<p><b>Properties</b> Create, Filter, Group, Nillable, Sort, Update</p> <p><b>Description</b> Part of the address for the payment method.</p>
PaymentMethodCountry	<p><b>Type</b> string</p> <p><b>Properties</b> Create, Filter, Group, Nillable, Sort, Update</p> <p><b>Description</b> Part of the address for the payment method.</p>
PaymentMethodGeocodeAccuracy	<p><b>Type</b> picklist</p> <p><b>Properties</b> Create, Filter, Group, Nillable, Restricted picklist, Sort, Update</p> <p><b>Description</b> Part of the address for the payment method.</p>
PaymentMethodLatitude	<p><b>Type</b> double</p> <p><b>Properties</b> Create, Filter, Nillable, Sort, Update</p> <p><b>Description</b> Part of the address for the payment method.</p>
PaymentMethodLongitude	<p><b>Type</b> double</p> <p><b>Properties</b> Create, Filter, Nillable, Sort, Update</p> <p><b>Description</b> Part of the address for the payment method.</p>
PaymentMethodPostalCode	<p><b>Type</b> string</p> <p><b>Properties</b> Create, Filter, Group, Nillable, Sort, Update</p> <p><b>Description</b> Part of the address for the payment method.</p>
PaymentMethodState	<p><b>Type</b> string</p>

Field	Details
	<p><b>Properties</b> Create, Filter, Group, Nillable, Sort, Update</p> <p><b>Description</b> Part of the address for the payment method.</p>
PaymentMethodStreet	<p><b>Type</b> textarea</p> <p><b>Properties</b> Create, Filter, Group, Nillable, Sort, Update</p> <p><b>Description</b> Part of the address for the payment method.</p>
Phone	<p><b>Type</b> phone</p> <p><b>Properties</b> Create, Filter, Group, Nillable, Sort, Update</p> <p><b>Description</b> Phone number of the digital wallet owner.  This field is available in API v49.0 and later. It does not appear in the UI by default for Salesforce orgs that upgraded from v48.0. Users must add it to the DigitalWallet page layout on their own.</p>
ProcessingMode	<p><b>Type</b> picklist</p> <p><b>Properties</b> Create, Filter, Group, Restricted picklist, Sort</p> <p><b>Description</b> Defines whether the digital wallet is used for transactions made inside or outside the payment platform.  Possible values are:</p> <ul style="list-style-type: none"> <li>• <b>External:</b> Transactions happened outside of the Salesforce payments platform.</li> <li>• <b>Salesforce:</b> Salesforce made and recorded an external call to the payment platform.</li> </ul> <p>This field is available in API v49.0 and later. It does not appear in the UI by default for Salesforce orgs that upgraded from v48.0. Users must add it to the DigitalWallet page layout on their own.</p> <p> <b>Important:</b> ProcessingMode is required to create a DigitalWallet entity.</p>
Status	<p><b>Type</b> picklist</p> <p><b>Properties</b> Create, Filter, Group, Restricted picklist, Sort, Update</p>

Field	Details
	<p><b>Description</b></p> <p>Defines the state of the digital wallet as a payment source.</p> <p>Possible values are:</p> <ul style="list-style-type: none"> <li>• <b>Active:</b> Customers can make payments with the digital wallet.</li> <li>• <b>Canceled:</b> The digital wallet can no longer be used for payments. This status can't be changed.</li> <li>• <b>Inactive:</b> The digital wallet can't be used for payments until a user changes its status to Active.</li> </ul>

## DirectMessage

Represents a direct message conversation between multiple users in Chatter. This object is available in API version 38.0 and later.

### Supported Calls

`describeSObjects()`, `query()`, `retrieve()`, `update()`

### Special Access Rules

You must have the Manage Chatter Messages and Direct Messages permission enabled to access the DirectMessage object.

### Fields

Field	Details
Name	<p><b>Type</b></p> <p>string</p> <p><b>Properties</b></p> <p>Filter, Group, idLookup, Sort, Update</p> <p><b>Description</b></p> <p>A default value that isn't visible to users.</p>
Subject	<p><b>Type</b></p> <p>string</p> <p><b>Properties</b></p> <p>Filter, Group, Nillable, Sort, Update</p> <p><b>Description</b></p> <p>Subject of the overall direct message conversation.</p>

## Usage

DirectMessage is an object used by Salesforce to control DirectMessage conversations. It represents a record of a direct message conversation, but doesn't include conversation data, such as posts or comments. It is most frequently used to moderate direct message data in order to meet data compliance regulations.

## Division

---

A logical segment of your organization's data. For example, if your company is organized into different business units, you could create a division for each business unit, such as "North America," "Healthcare," or "Consulting." Available only if the organization has the Division permission enabled.

## Supported Calls

`create()`, `describeSObjects()`, `getDeleted()`, `getUpdated()`, `query()`, `retrieve()`, `update()`, `upsert()`

## Special Access Rules

- Divisions must be enabled for your organization to access this object. To discover whether divisions have been enabled for an organization, inspect the User or Group object for the `DefaultDivision` field—if it is present, then divisions have been enabled, and this field (the field is named `Division` in objects other than User and Group) will be available in all relevant objects.
- Customer Portal users can't access this object.

## Fields

Field	Details
<code>IsActive</code>	<p><b>Type</b> boolean</p> <p><b>Properties</b> Create, Defaulted on create, Filter, Update</p> <p><b>Description</b> Indicates whether the division is active (<code>true</code>) or not (<code>false</code>). Label is <b>Active</b>.</p>
<code>IsGlobalDivision</code>	<p><b>Type</b> boolean</p> <p><b>Properties</b> Defaulted on createFilter</p> <p><b>Description</b> Indicates whether the division is your organization's global default division (<code>true</code>) or not (<code>false</code>). Label is <b>Global Division</b>.</p>
<code>Name</code>	<p><b>Type</b> string</p>


Field	Details
	<p><b>Properties</b> Create, Filter, Update</p> <p><b>Description</b> A descriptive name for the division. Limit: 80 characters.</p>
SortOrder	<p><b>Type</b> int</p> <p><b>Properties</b> Create, Filter, Nillable, Update</p> <p><b>Description</b> The order in which this division name appears in the Division picklist field when creating or editing users in the Salesforce user interface.</p>

## Usage

The values available for that field are the global division ID for the organization, created when divisions are first enabled, and any other division IDs that have been created. The division ID associated with a user is populated in the objects owned or created by the user.

You can use the division ID to make searches, reports, and list views run more quickly and return more relevant results if an organization has very large data sets. For more information, see the Salesforce online help, in the Fields description for the object.

You can use WITH in SOSL to pre-filter results based on division. This is faster than specifying the division in a WHERE clause.

 **Note:** The User object has a `Division` field that is unrelated to this object. The `Division` field is a standard text field similar to Company or Department that has no special properties. Do not confuse it with the `DefaultDivision` field, which does relate to this object.

SEE ALSO:

[Object Basics](#)

## DivisionLocalization

When the Translation Workbench is enabled for your organization, the DivisionLocalization object provides the translation of the label for a division.

## Supported Calls

`create()`, `delete()`, `describeObjects()`, `getDeleted()`, `getUpdated()`, `query()`, `retrieve()`, `update()`, `upsert()`

## Special Access Rules

- Your organization must be using Professional, Enterprise, Developer, Unlimited, or Performance Edition and be enabled for the Translation Workbench.

- To view this object, you must have the “View Setup and Configuration” permission.

## Fields

Field	Details
Language	<p><b>Type</b> string</p> <p><b>Properties</b> Create, Filter, Nillable, Restricted picklist</p> <p><b>Description</b> The language for this translated label.</p>
NamespacePrefix	<p><b>Type</b> string</p> <p><b>Properties</b> Filter, Nillable</p> <p><b>Description</b> The namespace prefix that is associated with this object. Each Developer Edition org that creates a managed package has a unique namespace prefix. Limit: 15 characters. You can refer to a component in a managed package by using the <b><i>namespacePrefix__componentName</i></b> notation.</p> <p>The namespace prefix can have one of the following values.</p> <ul style="list-style-type: none"> <li>In Developer Edition orgs, <code>NamespacePrefix</code> is set to the namespace prefix of the org for all objects that support it, unless an object is in an installed managed package. In that case, the object has the namespace prefix of the installed managed package. This field’s value is the namespace prefix of the Developer Edition org of the package developer.</li> <li>In orgs that are not Developer Edition orgs, <code>NamespacePrefix</code> is set only for objects that are part of an installed managed package. All other objects have no namespace prefix.</li> </ul>
ParentId	<p><b>Type</b> reference</p> <p><b>Properties</b> Create, Filter, Nillable</p> <p><b>Description</b> The ID of the Division associated with the label that is being translated.</p>
Value	<p><b>Type</b> string</p> <p><b>Properties</b> Create, Filter, Nillable, Update</p>



Field	Details
	<p><b>Description</b></p> <p>The actual translated label for the division. Label is <b>Translation</b>.</p>

## Usage

Use this object to translate the labels of your divisions into the different languages supported by Salesforce.

## Document

Represents a file that a user has uploaded. Unlike Attachment records, documents are not attached to a parent object.

## Supported Calls


`create()`, `delete()`, `describeSObjects()`, `getDeleted()`, `getUpdated()`, `query()`, `retrieve()`, `search()`, `undelete()`, `update()`, `upsert()`

## Special Access Rules

You must have the “Edit” permission on documents and the appropriate access to the Folder that contains a document in order to create or update a document in that Folder.

## Fields

Field	Details
AuthorId	<p><b>Type</b></p> <p>reference</p> <p><b>Properties</b></p> <p>Create, Defaulted on create, Filter, Group, Sort, Update</p> <p><b>Description</b></p> <p>ID of the User who is responsible for the Document.</p>
Body	<p><b>Type</b></p> <p>base64</p> <p><b>Properties</b></p> <p>Create, Nillable, Update</p> <p><b>Description</b></p> <p>Required. Encoded file data. If specified, then do not specify a URL.</p>
BodyLength	<p><b>Type</b></p> <p>int</p>

Field	Details
	<p><b>Properties</b> Filter, Group, Sort</p> <p><b>Description</b> Size of the file (in bytes).</p>
ContentType	<p><b>Type</b> string</p> <p><b>Properties</b> Create, Filter, Group, Nillable, Sort, Update</p> <p><b>Description</b> Type of content. Label is <b>Mime Type</b>. Limit: 120 characters.  If the Don't allow HTML uploads as attachments or document records security setting is enabled for your organization, you cannot upload files with the following file extensions: .htm, .html, .htt, .htx, .mhtm, .mhtml, .shtm, .shtml, .acgi, .svg.</p>
Description	<p><b>Type</b> textarea</p> <p><b>Properties</b> Create, Filter, Group, Nillable, Sort, Update</p> <p><b>Description</b> Text description of the Document. Limit: 255 characters.</p>
DeveloperName	<p><b>Type</b> string</p> <p><b>Properties</b> Create, Defaulted on create, Filter, Group, Sort, Update</p> <p><b>Description</b> The unique name of the object in the API. This name can contain only underscores and alphanumeric characters, and must be unique in your org. It must begin with a letter, not include spaces, not end with an underscore, and not contain two consecutive underscores. In managed packages, this field prevents naming conflicts on package installations. With this field, a developer can change the object's name in a managed package and the changes are reflected in a subscriber's organization. Label is <b>Document Unique Name</b>.</p> <p> <b>Note:</b> When creating large sets of data, always specify a unique DeveloperName for each record. If no DeveloperName is specified, performance may slow while Salesforce generates one for each record.</p>
FolderId	<p><b>Type</b> reference</p> <p><b>Properties</b> Create, Filter, Group, Sort, Update</p>

Field	Details
	<p><b>Description</b> Required. ID of the Folder that contains the document.</p>
IsBodySearchable	<p><b>Type</b> boolean</p> <p><b>Properties</b> Defaulted on create, Filter, Group, Sort</p> <p><b>Description</b> Indicates whether the contents of the object can be searched using a SOSL <code>FIND</code> call. The <code>ALL FIELDS</code> search group includes the content as a searchable field.</p>
IsDeleted	<p><b>Type</b> boolean</p> <p><b>Properties</b> Defaulted on create, Filter</p> <p><b>Description</b> Indicates whether the object has been moved to the Recycle Bin (<code>true</code>) or not (<code>false</code>). Label is <b>Deleted</b>.</p>
IsInternalUseOnly	<p><b>Type</b> boolean</p> <p><b>Properties</b> Create, Defaulted on create, Filter, Group, Sort, Update</p> <p><b>Description</b> Indicates whether the object is only available for internal use (<code>true</code>) or not (<code>false</code>). Label is <b>Internal Use Only</b>.</p>
IsPublic	<p><b>Type</b> boolean</p> <p><b>Properties</b> Create, Defaulted on create, Filter, Group, Sort, Update</p> <p><b>Description</b> Indicates whether the object is available for external use (<code>true</code>) or not (<code>false</code>). Label is <b>Externally Available</b>.</p>
Keywords	<p><b>Type</b> string</p> <p><b>Properties</b> Create, Filter, Group, Nillable, Sort, Update</p> <p><b>Description</b> Keywords. Limit: 255 characters.</p>

Field	Details
LastReferencedDate	<p><b>Type</b> datetime</p> <p><b>Properties</b> Filter, Nillable, Sort</p> <p><b>Description</b> The timestamp for when the current user last viewed a record related to this record.</p>
LastViewedDate	<p><b>Type</b> datetime</p> <p><b>Properties</b> Filter, Nillable, Sort</p> <p><b>Description</b> The timestamp for when the current user last viewed this record. If this value is null, this record might only have been referenced (<code>LastReferencedDate</code>) and not viewed.</p>
Name	<p><b>Type</b> string</p> <p><b>Properties</b> Create, Filter, Group, idLookup, Sort, Update</p> <p><b>Description</b> Required. Name of the document. Label is <b>Document Name</b>.</p>
NamespacePrefix	<p><b>Type</b> string</p> <p><b>Properties</b> Filter, Group, Sort, Nillable</p> <p><b>Description</b> The namespace prefix that is associated with this object. Each Developer Edition org that creates a managed package has a unique namespace prefix. Limit: 15 characters. You can refer to a component in a managed package by using the <b><code>namespacePrefix__componentName</code></b> notation.</p> <p>The namespace prefix can have one of the following values.</p> <ul style="list-style-type: none"> <li>In Developer Edition orgs, <code>NamespacePrefix</code> is set to the namespace prefix of the org for all objects that support it, unless an object is in an installed managed package. In that case, the object has the namespace prefix of the installed managed package. This field's value is the namespace prefix of the Developer Edition org of the package developer.</li> <li>In orgs that are not Developer Edition orgs, <code>NamespacePrefix</code> is set only for objects that are part of an installed managed package. All other objects have no namespace prefix.</li> </ul>

Field	Details
Type	<p><b>Type</b> string</p> <p><b>Properties</b> Create, Filter, Group, Nillable, Sort, Update</p> <p><b>Description</b> File type of the Document. In general, the values match the file extension for the type of Document (such as pdf or jpg). Label is <b>File Extension</b>.</p>
Url	<p><b>Type</b> string</p> <p><b>Properties</b> Create, Filter, Nillable, Group, Sort, Update</p> <p><b>Description</b> URL reference to the file (instead of storing it in the database). If specified, do not specify the <code>Body</code> or <code>BodyLength</code>.</p>

## Usage

When creating or updating a document, you can specify a value in either the `Body` or `Url` fields, but not both.

## Encoded Data

The API sends and receives the binary file data encoded as a base64 data type. Prior to creating a record, clients must encode the binary file data as base64. Upon receiving an API response, clients must decode the base64 data to binary (this conversion is usually handled for you by the SOAP client).

## Maximum Document Size

You can only create or update documents to a maximum size of 5 MB.

SEE ALSO:

[Object Basics](#)

## DocumentAttachmentMap

Maps the relationship between an EmailTemplate and its attachment, which is stored as a Document.

## Supported Calls

`create()`, `describeSObjects()`, `query()`, `retrieve()`, `update()`, `upsert()`

## Special Access Rules

Customer Portal users can't access this object.

## Fields

Field	Details
DocumentId	<p><b>Type</b> reference</p> <p><b>Properties</b> Create, Filter, Group, Sort, Update</p> <p><b>Description</b> ID of the document that this object tracks.</p>
DocumentSequence	<p><b>Type</b> int</p> <p><b>Properties</b> Create, Filter, Group, Sort, Update</p> <p><b>Description</b> Represents the order that the attachments will be included in the email defined by the EmailTemplate specified by the DocumentId. Label is <b>Attachment Sequence</b>. The first attachment is given a value of 0, and each subsequent attachment is given a value incremented by 1.</p>
ParentId	<p><b>Type</b> reference</p> <p><b>Properties</b> Create, Filter, Group, Sort, Update</p> <p><b>Description</b> ID of the EmailTemplate parent. The attachment identified by DocumentId is attached to the EmailTemplate specified in this field.</p>

## Usage

Use this object to map the relationship of an EmailTemplate to its attachments, and to specify the order of the attachments.

SEE ALSO:

[EmailTemplate](#)

## DocumentTag

Associates a word or short phrase with a Document.

## Supported Calls

`create()`, `delete()`, `describeObjects()`, `query()`, `retrieve()`

## Fields

Field Name	Details
ItemId	<p><b>Type</b> reference</p> <p><b>Properties</b> Create, Filter</p> <p><b>Description</b> ID of the tagged item.</p>
Name	<p><b>Type</b> string</p> <p><b>Properties</b> Create, Filter</p> <p><b>Description</b> Name of the tag. If this value does not already exist, a new TagDefinition is created and becomes the parent of this Tag object. Otherwise, a TagDefinition with the same name becomes the parent of this Tag object. Parent relationships are created automatically.</p>
TagDefinitionId	<p><b>Type</b> reference</p> <p><b>Properties</b> Filter</p> <p><b>Description</b> ID of the parent TagDefinition object that owns the tag.</p>
Type	<p><b>Type</b> picklist</p> <p><b>Properties</b> Create, Filter, Restricted picklist</p> <p><b>Description</b> Defines the visibility of a tag.</p> <p>Valid values:</p> <ul style="list-style-type: none"> <li>• <code>Public</code>—The tag can be viewed and manipulated by all users in an organization.</li> <li>• <code>Personal</code>—The tag can be viewed or manipulated only by a user with a matching <code>OwnerId</code>.</li> </ul>

## Usage

DocumentTag stores the relationship between its parent TagDefinition and the Document being tagged. Tag objects act as metadata, allowing users to describe and organize their data.

When a tag is deleted, its parent TagDefinition will also be deleted if the name is not being used; otherwise, the parent remains. Deleting a TagDefinition sends it to the Recycle Bin, along with any associated tag entries.

## Domain

---

Read-only object that represents a custom Web address assigned to a site in your organization. This object is available in API version 26.0 and later.

To access this object, Salesforce Sites, Sites, or Site.com must be enabled for your organization.

## Supported Calls

`describeSObjects()`, `query()`, `retrieve()`

## Special Access Rules

- Customer Portal users can't access this object.
- To view this object, you must have the "View Setup and Configuration" permission.
- Site.com Publisher users have read-only API access to the Domain and [DomainSite](#) objects.

## Fields

Field	Description
<code>CnameTarget</code>	<p><b>Type</b> string</p> <p><b>Properties</b> Filter, Nillable, Sort</p> <p><b>Description</b> The canonical name (CNAME) of the external host or server. If you use a custom domain with a non-Salesforce provider, such as your own external server or CDN provider, to serve your domain, this field points to the CNAME of the external provider. This field is available in API version 43.0 and later.</p>
<code>Domain</code>	<p><b>Type</b> string</p> <p><b>Properties</b> Filter, idLookup, Sort</p> <p><b>Description</b> The branded custom Web address within the global namespace identified by this domain's type. In the Domain Name System (DNS) global namespace, this</p>



Field	Description
	<p>field is the custom Web address that you registered with a third-party domain name registrar. The custom Web address can be used to access the site of this domain.</p>
DomainType	<p><b>Type</b> picklist</p> <p><b>Properties</b> Filter, Group, Restricted picklist, Sort</p> <p><b>Description</b> The global namespace that this custom Web address belongs to. This value is set to DNS for custom Web addresses in the global DNS.</p> <p>DomainType can have the following value:</p> <ul style="list-style-type: none"> <li>• DNS—Domain Name System (DNS)</li> </ul>
HttpsOption	<p><b>Type</b> picklist</p> <p><b>Properties</b> Filter, Group, Nillable, Restricted picklist, Sort</p> <p><b>Description</b> Current HTTPS option. Values may include:</p> <ul style="list-style-type: none"> <li>• CdnPartner—Content Delivery Network (CDN) partner of Salesforce</li> <li>• Community—Community Force.com Subdomain</li> <li>• CommunityAlt—Community My Domain</li> <li>• ExternalHttps—Domain is served by an external host</li> <li>• NoHttps—No HTTPS</li> <li>• OrgDomain—My Domain</li> <li>• Sites—Salesforce Sites Subdomain</li> <li>• SitesAlt—Salesforce Sites My Domain</li> <li>• SitesRuntime—Salesforce Cloud</li> </ul> <p>This field is available in API version 47.0 and higher.</p>
OptionsExternalHttps	<p><b>Type</b> boolean</p> <p><b>Properties</b> Filter</p> <p><b>Description</b> Indicates whether the domain supports secure connections (<code>true</code>) or not (<code>false</code>) via a non-Salesforce content delivery network (CDN) or endpoint. The value of this field is used only if the domain is not pointing to the <code>yourdomain.your18characterOrgId.live.siteforce.com</code></p>

Field	Description
	CNAME target. This field is deprecated in API version 47.0 and later. Use <code>HttpsOption</code> instead.
<code>OptionsHstsHeaders</code>	<p><b>Type</b> boolean</p> <p><b>Properties</b> Filter</p> <p><b>Description</b> Indicates whether the HTTP Strict Transport Security (HSTS) response header is included in requests to this domain (<code>true</code>) or not (<code>false</code>). This field is available in API version 47.0 and higher.</p>

## Usage

Use this read-only object to query the domains that are associated with each website in your organization.

## DomainSite

Read-only junction object that joins together the Site and Domain objects. This object is available in API version 26.0 and later.

To access this object, Salesforce Sites or Site.com must be enabled for your organization.

## Supported Calls

`describeSObjects()`, `query()`, `retrieve()`

## Special Access Rules

- Customer Portal users can't access this object.
- To view this object, you must have the "View Setup and Configuration" permission.
- Site.com Publisher users have read-only API access to the [Domain](#) and DomainSite objects.

## Fields

Field	Description
<code>DomainId</code>	<p><b>Type</b> reference</p> <p><b>Properties</b> Filter, Group, Sort</p> <p><b>Description</b> The ID of the associated Domain.</p>

Field	Description
PathPrefix	<p><b>Type</b> string</p> <p><b>Properties</b> Filter, Group, Sort</p> <p><b>Description</b> Shows where a site's root exists on a domain. Can only be set for custom Web addresses. Always begins with a /.</p>
SiteId	<p><b>Type</b> reference</p> <p><b>Properties</b> Filter, Group, Sort</p> <p><b>Description</b> The ID of the associated Site.</p>

## Usage

Use this read-only object to query or retrieve information about your Lightning Platform site.

## DuplicateJob

Represents an instance of a job that identifies duplicates among existing records in the system.

This object is available in API versions 42.0 and later.

A duplicate job is the parent of the DuplicateRecordSet instances that it generates. The duplicate record items in a set generated by a duplicate job are of one object type.

## Supported Calls

`describeSObjects()`, `getDeleted()`, `getUpdated()`, `query()`, `retrieve()`, `update()`

## Fields

Field Name	Details
DuplicateJobDefinitionId	<p><b>Type</b> reference</p> <p><b>Properties</b> Filter, Group, Sort, Update</p> <p><b>Description</b> The ID of the corresponding duplicate job definition.</p>

Field Name	Details
DuplicateJobStatus	<p><b>Type</b> picklist</p> <p><b>Properties</b> Defaulted on create, Filter, Group, Restricted picklist, Sort</p> <p><b>Description</b> The current status of a duplicate job. Valid values are Not Started, In Progress, Completed, Canceled, Failed, Results Deleted.</p>
EndTime	<p><b>Type</b> dateTime</p> <p><b>Properties</b> Filter, Nillable, Sort</p> <p><b>Description</b> The date and time when a duplicate job was completed.</p>
LastReferencedDate	<p><b>Type</b> dateTime</p> <p><b>Properties</b> Filter, Nillable, Sort</p> <p><b>Description</b> The date when a duplicate job was last referenced.</p>
LastViewedDate	<p><b>Type</b> dateTime</p> <p><b>Properties</b> Filter, Nillable, Sort</p> <p><b>Description</b> The date when a duplicate job was last viewed.</p>
Name	<p><b>Type</b> string</p> <p><b>Properties</b> Filter, Group, idLookup, Sort, Update</p> <p><b>Description</b> The name of a duplicate job.</p>
NumDuplicateRecordItems	<p><b>Type</b> int</p> <p><b>Properties</b> Filter, Group, Sort</p>

Field Name	Details
	<p><b>Description</b></p> <p>The total number of duplicate records identified as a result of invoking a duplicate job.</p>
NumDuplicateRecordSets	<p><b>Type</b></p> <p>int</p> <p><b>Properties</b></p> <p>Filter, Group, Sort</p> <p><b>Description</b></p> <p>The number of duplicate record sets identified as a result of invoking a duplicate job.</p>
NumRecordsScanned	<p><b>Type</b></p> <p>int</p> <p><b>Properties</b></p> <p>Filter, Group, Sort</p> <p><b>Description</b></p> <p>The number of records scanned as a result of invoking a duplicate job.</p>
ResultListViewId	<p><b>Type</b></p> <p>reference</p> <p><b>Properties</b></p> <p>Filter, Group, Nillable, Sort, Update</p> <p><b>Description</b></p> <p>List view metadata for displaying the duplicate record sets identified as result of invoking a duplicate job.</p>
StartDateTime	<p><b>Type</b></p> <p>dateTime</p> <p><b>Properties</b></p> <p>Filter, Sort</p> <p><b>Description</b></p> <p>The date and time when a duplicate job was invoked.</p>

## DuplicateJobDefinition

---

Setup object defining a job that identifies duplicate record items globally.

This object is available in API versions 42.0 and later.

## Supported Calls

`describeSObjects()`, `getDeleted()`, `getUpdated()`, `query()`, `retrieve()`

## Fields

Field Name	Details
DeveloperName	<p><b>Type</b> string</p> <p><b>Properties</b> Filter, Group, Sort</p> <p><b>Description</b> The name of the user who created a duplicate job.</p>
Language	<p><b>Type</b> picklist</p> <p><b>Properties</b> Filter, Group, Restricted picklist, Sort</p> <p><b>Description</b> The language in the user's personal settings.</p>
MasterLabel	<p><b>Type</b> string</p> <p><b>Properties</b> Filter, Group, Sort</p> <p><b>Description</b> The label of the duplicate job.</p>
SubjectSubtype	<p><b>Type</b> picklist</p> <p><b>Properties</b> Defaulted on create, Filter, Group, Restricted picklist, Sort</p> <p><b>Description</b> The object subtype. Valid values are <code>Person</code> <code>Account</code> or <code>None</code>.</p>
SubjectType	<p><b>Type</b> picklist</p> <p><b>Properties</b> Filter, Group, Restricted picklist, Sort</p> <p><b>Description</b> The object type: account, contact, or lead.</p>

## DuplicateJobMatchingRule

---

Represents a MatchingRule to be used with a DuplicateJob sharing the corresponding DuplicateJobMatchingRuleDefinition.

This object is available in API versions 42.0 and later.

### Supported Calls

`describeSObjects()`, `getDeleted()`, `getUpdated()`, `query()`, `retrieve()`

### Fields

Field Name	Details
DuplicateJobId	<p><b>Type</b> reference</p> <p><b>Properties</b> Filter, Group, Sort</p> <p><b>Description</b> The ID of the corresponding DuplicateJob.</p>
DuplicateJobMatchRuleDefId	<p><b>Type</b> reference</p> <p><b>Properties</b> Filter, Group, Sort</p> <p><b>Description</b> The ID of the matching rule defined for the corresponding DuplicateJobMatchingRuleDefinition.</p>
MatchingRuleBooleanFilter	<p><b>Type</b> textarea</p> <p><b>Properties</b> Filter, Sort</p> <p><b>Description</b> Boolean logic of the MatchingRule for this DuplicateJobMatchingRule.</p>
MatchingRuleDescription	<p><b>Type</b> textarea</p> <p><b>Properties</b> Filter, Group, Nillable, Sort</p> <p><b>Description</b> Description of the matching rule for this DuplicateJobMatchingRule.</p>

Field Name	Details
MatchingRuleName	<p><b>Type</b> string</p> <p><b>Properties</b> Filter, Group, Sort</p> <p><b>Description</b> The name of the matching rule defined for this particular DuplicateJob invocation.</p>

## DuplicateJobMatchingRuleDefinition

Setup object specifying a MatchingRule to use with DuplicateJob instances that share a DuplicateJobDefinition.

This object is available in API versions 42.0 and later.

### Supported Calls

`describeSObjects()`, `query()`, `search()`

### Fields

Field Name	Details
DuplicateJobDefinitionId	<p><b>Type</b> reference</p> <p><b>Properties</b> Filter, Group, Sort</p> <p><b>Description</b> ID of DuplicateJobDefinition (master) for this DuplicateJobMatchingRuleDefinition (detail).</p>
MatchingRuleId	<p><b>Type</b> reference</p> <p><b>Properties</b> Filter, Group, Nillable, Sort</p> <p><b>Description</b> ID of the MatchingRule to be used with this DuplicateJobMatchingRuleDefinition.</p>

## DuplicateRecordItem

Represents an individual record that's part of a duplicate record set. Use this object to create custom report types.



## Supported Calls

`create()`, `delete()`, `describeLayout()`, `describeSObjects()`, `getDeleted()`, `getUpdated()`, `query()`, `retrieve()`, `undelete()`, `update()`, `upsert()`

## Special Access Rules

To access this object, enable Duplicate Management. A Salesforce admin can grant access to any user with a Sales Cloud or CRM user license.

## Fields

Field Name	Details
DuplicateRecordSetId	<p><b>Type</b> reference</p> <p><b>Properties</b> Create, Filter, Group, Sort</p> <p><b>Description</b> The duplicate record set that the duplicate record item is assigned to.</p>
Name	<p><b>Type</b> string</p> <p><b>Properties</b> Autonumber, Defaulted on create, Filter, idLookup, Sort</p> <p><b>Description</b> The autogenerated name that's given to the Duplicate Record Item. Label is Duplicate Record Item Name.</p>
RecordId	<p><b>Type</b> reference</p> <p><b>Properties</b> Create, Filter, Group, Sort, Update</p> <p><b>Description</b> The name of the record as it appears on the record's detail page.</p>

## DuplicateRecordSet

Represents a group of records that have been identified as duplicates. Each duplicate record set contains one or more duplicate record items. Use this object to create custom report types and view the results of duplicate jobs.

## Supported Calls

`create()`, `delete()`, `describeLayout()`, `describeSObjects()`, `getDeleted()`, `getUpdated()`, `query()`, `retrieve()`, `undelete()`, `update()`, `upsert()`

## Special Access Rules

To access this object, enable Duplicate Management. Users must be given read and write access by a Salesforce admin.

## Fields

Field Name	Details
<code>DuplicateRuleId</code>	<p><b>Type</b> reference</p> <p><b>Properties</b> Create, Filter, Group, Sort, Update</p> <p><b>Description</b> The duplicate rule used to identify this list of duplicate records.</p> <p><b>Label</b> Duplicate Rule ID</p>
<code>LastReferencedDate</code>	<p><b>Type</b> dateTime</p> <p><b>Properties</b> Filter, Nillable, Sort</p> <p><b>Description</b> The timestamp for when the current user last viewed a record related to this record.</p>
<code>LastViewedDate</code>	<p><b>Type</b> dateTime</p> <p><b>Properties</b> Filter, Nillable, Sort</p> <p><b>Description</b> The timestamp for when the current user last viewed this record. If this value is null, this record might only have been referenced (<code>LastReferencedDate</code>) and not viewed.</p>
<code>Name</code>	<p><b>Type</b> string</p> <p><b>Properties</b> Autonumber, Defaulted on create, Filter, idLookup, Sort</p>

Field Name	Details
	<p><b>Description</b></p> <p>The autogenerated name that's given to the duplicate record set. Label is Duplicate Record Set Name.</p>
RecordCount	<p><b>Type</b></p> <p>int</p> <p><b>Properties</b></p> <p>Filter, Group, Nillable, Sort</p> <p><b>Description</b></p> <p>The number of record items in the set.</p>
ParentId	<p><b>Type</b></p> <p>reference</p> <p><b>Properties</b></p> <p>Create, Filter, Group, Nillable, Sort, Update</p> <p><b>Description</b></p> <p>The ParentId represents the parent of a duplicate rule or duplicate job. A ParentId is polymorphic. The label is Parent. This field is available in API versions 42.0 and later.</p>
SubjectType	<p><b>Type</b></p> <p>picklist</p> <p><b>Properties</b></p> <p>Filter, Group, Restricted picklist, Sort</p> <p><b>Description</b></p> <p>The object that the duplicate rule and all the record items in the set apply to.</p>

## DuplicateRule

Represents a duplicate rule for detecting duplicate records.

### Supported Calls

`describeSObjects()`, `describeLayout()`, `query()`, `retrieve()`, `search()`

### Fields

Field Name	Details
DeveloperName	<p><b>Type</b></p> <p>string</p>

Field Name	Details
	<p><b>Properties</b> Filter, Group, Sort</p> <p><b>Description</b> The developer name for the duplicate rule.</p>
IsActive	<p><b>Type</b> boolean</p> <p><b>Properties</b> Defaulted on create, Filter, Group, Sort</p> <p><b>Description</b> Indicates whether a duplicate rule is active (<code>true</code>) or not (<code>false</code>). This field is read only.</p>
Language	<p><b>Type</b> picklist</p> <p><b>Properties</b> Filter, Group, Restricted picklist, Sort</p> <p><b>Description</b> The language for the duplicate rule.</p>
MasterLabel	<p><b>Type</b> string</p> <p><b>Properties</b> Filter, Group, Sort</p> <p><b>Description</b> The label for the duplicate rule.</p>
NamespacePrefix	<p><b>Type</b> string</p> <p><b>Properties</b> Filter, Group, Nillable, Sort</p> <p><b>Description</b> The namespace prefix that is associated with this object. Each Developer Edition org that creates a managed package has a unique namespace prefix. Limit: 15 characters. You can refer to a component in a managed package by using the <b><code>namespacePrefix__componentName</code></b> notation.</p> <p>The namespace prefix can have one of the following values.</p> <ul style="list-style-type: none"> <li>In Developer Edition orgs, <code>NamespacePrefix</code> is set to the namespace prefix of the org for all objects that support it, unless an object is in an installed managed package. In that case, the object has the namespace prefix of the installed managed package. This field's value is the namespace prefix of the Developer Edition org of the package developer.</li> </ul>

Field Name	Details
	<ul style="list-style-type: none"> <li>In orgs that are not Developer Edition orgs, <code>NamespacePrefix</code> is set only for objects that are part of an installed managed package. All other objects have no namespace prefix.</li> </ul>
<code>SubjectType</code>	<p><b>Type</b> picklist</p> <p><b>Properties</b> Filter, Group, Restricted picklist, Sort</p> <p><b>Description</b> The type of object the duplicate rule is defined for. For example, account, contact, or lead.</p>

## Usage

DuplicateRule is available to organizations that use duplicate rules.

You can only view details of a duplicate rule using the API. You must use the full Salesforce site to create, edit, and delete duplicate rules.

## ElectronicMediaGroup

Represents the type of media that you can associate with a product or category. This object is available in API version 49.0 and later.

## Supported Calls

`describeLayout()`, `describeSObjects()`, `getDeleted()`, `getUpdated()`, `query()`, `retrieve()`

## Special Access Rules

You must have the B2B Commerce license and a CMS workspace to access a web store.

## Fields

Field	Details
<code>CurrencyIsoCode</code>	<p><b>Type</b> picklist</p> <p><b>Properties</b> Create, Defaulted on create, Filter, Group, Nillable, Restricted picklist, Sort, Update</p> <p><b>Description</b> The default value is <code>USD</code>.</p>

Field	Details
Description	<p><b>Type</b> string</p> <p><b>Properties</b> Filter, Group, Nillable, Sort</p> <p><b>Description</b> Description of the store.</p>
DeveloperName	<p><b>Type</b> string</p> <p><b>Properties</b> Filter, Group, Sort</p> <p><b>Description</b> The unique name of the object in the API. This name can contain only underscores and alphanumeric characters, and must be unique in your org. It must begin with a letter, not include spaces, not end with an underscore, and not contain two consecutive underscores. In managed packages, this field prevents naming conflicts on package installations. With this field, a developer can change the object's name in a managed package and the changes are reflected in a subscriber's organization.</p>
LastReferencedDate	<p><b>Type</b> dateTime</p> <p><b>Properties</b> Filter, Nillable, Sort</p> <p><b>Description</b> The timestamp for when the current user last viewed a record related to this record.</p>
LastViewedDate	<p><b>Type</b> dateTime</p> <p><b>Properties</b> Filter, Nillable, Sort</p> <p><b>Description</b> The timestamp for when the current user last viewed this record. If this value is null, this record might only have been referenced (<code>LastReferencedDate</code>) and not viewed.</p>
Name	<p><b>Type</b> string</p> <p><b>Properties</b> Filter, Group, idLookup, Sort</p> <p><b>Description</b> Name of the media group.</p>

Field	Details
OwnerId	<p><b>Type</b> reference</p> <p><b>Properties</b> Filter, Group, Sort</p> <p><b>Description</b> The ID of the owner of the ElectronicMediaGroup object. For external routing, allows the object to be used in the Streaming API to listen to events whenever a ElectronicMediaGroup record is created, modified, or deleted.</p>
UsageType	<p><b>Type</b> picklist</p> <p><b>Properties</b> Filter, Group, Restricted picklist, Sort</p> <p><b>Description</b> Possible values are:</p> <ul style="list-style-type: none"> <li>• Attachment</li> <li>• Banner</li> <li>• Listing</li> <li>• Standard</li> <li>• Tile</li> </ul>

## ElectronicMediaUse

---

Represents the usage of media.This object is available in API version 49.0 and later.

### Supported Calls

`describeSObjects()`, `query()`

### Special Access Rules

You must have the B2B Commerce license and a CMS workspace to access a web store.

### Fields

Field	Details
CurrencyIsoCode	<p><b>Type</b> picklist</p>

Field	Details
	<p><b>Properties</b> Create, Defaulted on create, Filter, Group, Nillable, Restricted picklist, Sort, Update</p> <p><b>Description</b> The default value is USD.</p>
ElectronicMediaGroupId	<p><b>Type</b> reference</p> <p><b>Properties</b> Filter, Group, Nillable, Sort</p> <p><b>Description</b> The ID of the electronic media group.</p>
ElectronicMediaId	<p><b>Type</b> reference</p> <p><b>Properties</b> Filter, Group, Sort</p> <p><b>Description</b> The ID of the electronic media.</p>
ImplementorType	<p><b>Type</b> string</p> <p><b>Properties</b> Filter, Group, Nillable, Sort</p> <p><b>Description</b> The type of implementor.</p>
SortOrder	<p><b>Type</b> int</p> <p><b>Properties</b> Filter, Group, Nillable, Sort</p> <p><b>Description</b> The order that electronic media is displayed in.</p>

## EmailDomainFilter

Represents a filter that determines whether an email relay is restricted to a specific list of domains. This object is available in API version 43.0 and later.



## Supported Calls

`create()`, `delete()`, `describeObjects()`, `query()`, `retrieve()`, `update()`, `upsert()`

## Special Access Rules

You must have the “Email Administration,” “Customize Application,” and “View Setup” user permissions to use this object.

You must create an email relay in Setup or through the [EmailRelay](#) object before you can use the `EmailDomainFilter` object.

## Fields

Field Name	Details
<code>EmailRelayId</code>	<p><b>Type</b> reference</p> <p><b>Properties</b> Create, Filter, Group, Sort, Update</p> <p><b>Description</b> The ID of the <a href="#">EmailRelay</a> record.</p>
<code>FromDomain</code>	<p><b>Type</b> textarea</p> <p><b>Properties</b> Create, Nillable, Update</p> <p><b>Description</b> Restricts the email relay to send emails based on the sender domains (<code>FromDomain</code>) listed in this field. This field is optional, accepts a list of comma-separated values, and supports the wildcard character.</p>
<code>IsActive</code>	<p><b>Type</b> boolean</p> <p><b>Properties</b> Create, Defaulted on create, Filter, Group, Sort, Update</p> <p><b>Description</b> Indicates whether the email domain filter is active (<code>true</code>) or not (<code>false</code>). Use this field to enable or disable the email domain filter.</p>
<code>PriorityNumber</code>	<p><b>Type</b> int</p> <p><b>Properties</b> Create, Filter, Group, idLookup, Nillable, Sort, Update</p>

**Field Name****Details****Description**

Indicates the order in which the email domain filter is processed. Filters are evaluated in ascending order. The priority number must be unique. If this field is left blank, it is assigned the next available number and is processed last. Processing stops after the first matching filter is applied.

ToDomain

**Type**

textarea

**Properties**

Create, Nillable, Update

**Description**

Restricts the email relay to send emails based on the recipient domains (ToDomain) listed in this field. This field is optional, accepts a list of comma-separated values, and supports the wildcard character.

## Usage



**Tip:** If you also plan to activate Bounce Management and Email Compliance Management, confirm with your email admin that your company allows relaying email sent from Salesforce. For more information on bounce management, see [Configure Deliverability Settings for Emails Sent from Salesforce](#).

## EmailDomainKey

Represents a domain key for an organization's domain, used to authenticate outbound email that Salesforce sends on the organization's behalf. This object is available in API version 28.0 and later.

## Supported Calls

`create()`, `delete()`, `describeSObjects()`, `query()`, `retrieve()`, `update()`, `upsert()`

## Special Access Rules

We've upgraded and replaced the original DKIM (DomainKeys Identified Mail) key feature, so that you can create a DKIM key with increased email security. For more information, see [Setting Up More Secure DKIM Keys](#).

## Fields

**Field Name****Details**

AlternatePublicKey

**Type**

textarea

Field Name	Details
	<p><b>Properties</b> Nillable</p> <p><b>Description</b> Read-only. Alternate public keys are used by Salesforce to auto-rotate domain keys. This field is available in API version 44.0 and later after activating the Critical Update.</p>
AlternateSelector	<p><b>Type</b> string</p> <p><b>Properties</b> Create, Filter, Group, Nillable, Sort, Update</p> <p><b>Description</b> The text used to distinguish the DKIM key from any other DKIM keys your organization uses for the specified domain. This field is available in API version 44.0 and later after activating the Critical Update.</p>
AlternateTxtRecordName	<p><b>Type</b> string</p> <p><b>Properties</b> Filter, Group, Nillable, Sort</p> <p><b>Description</b> The alternate TXT record name is used to create the CNAME record. Refer to the Usage section for more information. This field is available in API version 44.0 and later after activating the Critical Update.</p>
Domain	<p><b>Type</b> string</p> <p><b>Properties</b> Create, Filter, Group, Sort, Update</p> <p><b>Description</b> The organization's domain name that the DKIM key is generated for.</p>
DomainMatch	<p><b>Type</b> picklist</p> <p><b>Properties</b> Create, Filter, Group, Restricted picklist, Sort, Update</p> <p><b>Description</b> The specificity of match required on the sending domain name before signing with this DKIM key. Valid values are:</p> <ul style="list-style-type: none"> <li>• <code>DomainOnly</code>—Sign if sending domain matches at the domain level only (example.com but not mail.example.com)</li> </ul>

Field Name	Details
	<ul style="list-style-type: none"> <li>• <code>SubdomainsOnly</code>—Sign if sending domain matches at the subdomain level only (mail.example.com but not example.com)</li> <li>• <code>DomainAndSubdomains</code>—Sign if sending domain matches at the domain and subdomain levels (example.com and mail.example.com)</li> </ul>
<code>IsActive</code>	<p><b>Type</b> boolean</p> <p><b>Properties</b> Create, Defaulted on create, Filter, Group, Sort, Update</p> <p><b>Description</b> Indicates whether this DKIM key is active (<code>true</code>) or not (<code>false</code>).</p>
<code>KeySize</code>	<p><b>Type</b> int</p> <p><b>Properties</b> Create, Defaulted on create, Filter, Group, Nillable, Sort</p> <p><b>Description</b> Indicates the RSA key size, in bits. The possible values are:</p> <ul style="list-style-type: none"> <li>• 1024</li> <li>• 2048</li> </ul> <p>This field is available in API version 45.0 and later.</p>
<code>PrivateKey</code>	<p><b>Type</b> textarea</p> <p><b>Properties</b> Create, Nillable, Update</p> <p><b>Description</b> Once you activate the Critical Update, this field is no longer visible. The private portion of the DKIM key pair used to encrypt mail headers from your domain. Salesforce generates an encrypted <code>PrivateKey</code> if you don't specify a value when creating the DKIM key. If you do specify a value, it must be an existing valid <code>PrivateKey</code> from another <code>EmailDomainKey</code> object. This field doesn't contain the actual private key, but a value that represents the key in our system. Therefore:</p> <ul style="list-style-type: none"> <li>• The actual private key can't be leaked.</li> <li>• You can't use the value to do your own email signing.</li> </ul>
<code>PublicKey</code>	<p><b>Type</b> textarea</p>


Field Name	Details
	<p><b>Properties</b> Create, Nillable, Update</p> <p><b>Description</b> Part of the domain key pair that mail recipients retrieve to decrypt the DKIM header and verify your domain. Add the <code>PublicKey</code> value to your domain's DNS records before you start signing with this domain key.</p>
Selector	<p><b>Type</b> string</p> <p><b>Properties</b> Create, Filter, Group, Sort, Update</p> <p><b>Description</b> Text used to distinguish the DKIM key from any other DKIM keys your organization uses for the specified domain.</p>
TxtRecordName	<p><b>Type</b> string</p> <p><b>Properties</b> Filter, Group, Nillable, Sort</p> <p><b>Description</b> Read-only. The TXT record name is used to create the CNAME record. Refer to the Usage section for more information. This field is available in API version 44.0 and later after activating the Critical Update.</p>
TxtRecordsPublishState	<p><b>Type</b> picklist</p> <p><b>Properties</b> Filter, Group, Nillable, Restricted picklist, Sort</p> <p><b>Description</b> The possible values are:</p> <ul style="list-style-type: none"> <li>• Published</li> <li>• Publishing in progress</li> <li>• Publishing failed</li> </ul> <p>This field is available in API version 44.0 and later after activating the Critical Update.</p>

## Usage

### Create DKIM Keys with Increased Security

1. If your Salesforce org was created before Winter '19, enable the Critical Update. From Setup, enter *Critical Updates* in the Quick Find box, and then select **Critical Updates**. For Enable Redesigned DomainKeys Identified Mail (DKIM) Key Feature with Increased Email Security, click **Activate**.
2. Insert `Domain`, `DomainMatch`, `Selector`, and `AlternateSelector`. Salesforce publishes your TXT record to DNS.
3. Retrieve the `TxtRecordName` and `AlternateTxtRecordName` and use them to create and publish the CNAME and Alternate CNAME record to your domain's DNS.
  - a. Create CNAME record using: `<selector>._domainkey.<domain> IN CNAME txtRecordName.`
  - b. Create Alternate CNAME record using: `<alternateSelector>._domainkey.<domain> IN CNAME alternateTxtRecordName.`
4. Set the `IsActive` field to true.

#### Create DKIM Keys (pre-Winter '19 Version)

 **Note:** The critical update activates for everyone on October 15, 2019. After that date, this approach to creating DKIM keys will no longer be available.

When you create a DKIM key, Salesforce generates a public and private key pair. Publish the public key in the DNS.

For each domain key you create, we recommend this sequence:

1. Insert the `Domain`, `DomainMatch`, and `Selector`.
2. Update your domain's DNS records.
  - a. Locate the DNS record at `selector._domainkey.domain`. For example, `mail._domainkey.mail.example.com`.
  - b. Add the `PublicKey` value, like this: `V=DKIM1; p=public_key`.

DKIM Signing Outbound Email

  - a. In addition, you can optionally put the record in testing mode, which instructs recipients to not make decisions based on the email signature. Add parameter `t=y` to the DNS entry: `V=DKIM1; t=y; p=public_key`.
3. Update the key via the API or UI to be active.

SEE ALSO:

[Salesforce Help: Considerations for Creating DKIM Keys](#)

[Salesforce Help: Setting Up More Secure DKIM Keys](#)

## EmailMessage

---

Represents an email in Salesforce.

### Supported Calls

`create()`, `delete()`, `describeLayout()`, `describeSObjects()`, `getDeleted()`, `getUpdated()`, `query()`, `retrieve()`, `search().undelete()`, `update()`, `upsert()`

## Special Access Rules

EmailMessage is only available for organizations that use Email-to-Case or Enhanced Email, which is automatically enabled for most customers.

To use reply and forward functionality, `FromAddress` must specify an email address that exists in `EmailMessageRelation`, with a `RelationType` of `FromAddress`.

Customer Portal users have read access to EmailMessage if the value for the `ParentID` field is associated with a case. Otherwise, access is determined by sharing access of the associated task.

The `Status` field is mostly read-only. You can change the status only from `New` to `Read`.

`update()` is supported when an email record is in `Draft` status, and `IsPrivateDraft` is `false`. It is also supported if `Status` and `IsPrivateDraft` are `true` and `CreatedBy` is associated with the current user. When the email record status is not in `Draft` status, the `IsExternallyVisible` field and custom fields only can be updated.

## Fields

Field	Details
<code>ActivityId</code>	<p><b>Type</b> reference</p> <p><b>Properties</b> Create, Filter, Group, Nillable, Sort</p> <p><b>Description</b> ID of the activity that is associated with the email. Usually represents an open task that is created for the case owner when a new unread email message is received. <code>ActivityId</code> can only be specified for emails on cases. It's auto-created for other entities.</p>
<code>BccAddress</code>	<p><b>Type</b> string</p> <p><b>Properties</b> Create, Filter, Nillable, Sort, Update</p> <p><b>Description</b> A string array of email addresses for recipients who were sent a blind carbon copy of the email message. Include only email addresses that are not associated with <code>Contact</code>, <code>Lead</code>, or <code>User</code> records in Salesforce. If the recipient is a contact, lead, or user, add their ID to the <code>BccIds</code> field instead of adding their email address to the <code>BccAddress</code> field. Then the email message is automatically associated with the contact, lead, or user.</p>
<code>BccIds</code>	<p><b>Type</b> JunctionIdList</p> <p><b>Properties</b> Create, Update</p>

## Field

## Details

**Description**

A string array of IDs for contacts, leads, and users who were sent a blind carbon copy of the email message. Each ID is linked to an `EmailMessageRelation` record, which represents the relationship between an email message and a Contact, Lead, or User record.



**Warning:** Adding a `JunctionIdList` field name to the `fieldsToNull` property deletes all related junction records. This action can't be undone.

## CcAddress

**Type**

string

**Properties**

Create, Filter, Nillable, Sort, Update

**Description**

A string array of email addresses for recipients who were sent a carbon copy of the email message. Include only email addresses that are not associated with Contact, Lead, or User records in Salesforce. If the recipient is a contact, lead, or user, add their ID to the `CcIds` field instead of adding their email address to the `CcAddress` field. Then the email message is automatically associated with the contact, lead, or user.

## CcIds

**Type**

JunctionIdList

**Properties**

Create, Update

**Description**

A string array of IDs for contacts, leads, and users who were sent a carbon copy of the email message. Each ID is linked to an `EmailMessageRelation` record, which represents the relationship between an email message and a Contact, Lead, or User record.



**Warning:** Adding a `JunctionIdList` field name to the `fieldsToNull` property deletes all related junction records. This action can't be undone.

## ContentDocumentIds

**Type**

JunctionIdList



**Properties**


Create, Update


**Description**



A string array of IDs for content documents, such as files and attachments, that are associated with an email. Each ID is linked to a `ContentDocumentLink` record, which represents the relationship between an email message and a content document record.




Field	Details
	<p> <b>Warning:</b> Adding a <code>JunctionIdList</code> field name to the <code>fieldsToNull</code> property deletes all related junction records. This action can't be undone.</p>
Division	<p><b>Type</b> picklist</p> <p><b>Properties</b> Defaulted on create, Filter, Group, Restricted picklist, Sort</p> <p><b>Description</b></p>
EmailTemplateId	<p><b>Type</b> reference</p> <p><b>Properties</b> Create, Filter, Group, Nillable, Sort, Update</p> <p><b>Description</b> The email template, if any, that was chosen for the email. This field is populated in Lightning Experience only.</p>
FirstOpenedDate	<p><b>Type</b> dateTime</p> <p><b>Properties</b> Create, Filter, Nillable, Sort, Update</p> <p><b>Description</b> The date the email was first opened.</p> <p> <b>Note:</b> To see this field, enable email tracking in your org.</p>
FromAddress	<p><b>Type</b> email</p> <p><b>Properties</b> Create, Filter, Nillable, Sort, Update</p> <p><b>Description</b> The address that originated the email. When using this field, specify an email address that exists in <code>EmailMessageRelation</code>, with a <code>RelationType</code> of <code>FromAddress</code>.</p>
FromName	<p><b>Type</b> string</p> <p><b>Properties</b> Create, Filter, Nillable, Sort, Update</p> <p><b>Description</b> The sender's name. When using this field, specify an email address that exists in <code>EmailMessageRelation</code>, with a <code>RelationType</code> of <code>FromAddress</code>.</p>

Field	Details
HasAttachment	<p><b>Type</b> boolean</p> <p><b>Properties</b> Defaulted on create, Filter, Group, Sort</p> <p><b>Description</b> Indicates whether the email was sent with an attachment (<code>true</code>) or not (<code>false</code>).</p>
Headers	<p><b>Type</b> textarea</p> <p><b>Properties</b> Create, Nillable, Update</p> <p><b>Description</b> The Internet message headers of the incoming email. Used for debugging and tracing purposes. Does not apply to outgoing emails.</p>
HtmlBody	<p><b>Type</b> textarea</p> <p><b>Properties</b> Create, Nillable, Update</p> <p><b>Description</b> The body of the email in HTML format.</p>
Incoming	<p><b>Type</b> boolean</p> <p><b>Properties</b> Create, Defaulted on create, Filter, Group, Sort</p> <p><b>Description</b> Indicates whether the email was received (<code>true</code>) or sent (<code>false</code>).</p>
IsBounced	<p><b>Type</b> boolean</p> <p><b>Properties</b> Create, Defaulted on create, Filter, Group, Sort, Update</p> <p><b>Description</b> Indicates whether the email bounced.</p> <p> <b>Note:</b> To see this field, enable bounce management in your org.</p>
IsClientManaged	<p><b>Type</b> boolean</p> <p><b>Properties</b> Create, Defaulted on create, Filter, Group, Sort</p>

Field	Details
	<p><b>Description</b></p> <p>If <code>EmailMessage</code> is created with <code>IsClientManaged</code> set to <code>true</code>, users can modify <code>EmailMessage.ContentDocumentIds</code> to link file attachments even when the <code>Status</code> of the <code>EmailMessage</code> is not set to <code>Draft</code>.</p>
<code>IsDeleted</code>	<p><b>Type</b></p> <p>boolean</p> <p><b>Properties</b></p> <p>Defaulted on create, Filter</p> <p><b>Description</b></p> <p>Indicates whether the object has been moved to the Recycle Bin (<code>true</code>) or not (<code>false</code>). Label is <b>Deleted</b>.</p>
<code>IsExternallyVisible</code>	<p><b>Type</b></p> <p>boolean</p> <p><b>Properties</b></p> <p>Defaulted on create, Filter, Group, Sort</p> <p><b>Description</b></p> <p>If the community case feed is enabled, <code>IsExternallyVisible</code> controls the external visibility of emails in communities. When <code>IsExternallyVisible</code> is set to <code>true</code>—its default value—email messages are visible to external users in the case feed.</p> <p>Only emails with the <code>ParentId</code> field populated are available to be externally visible in communities.</p> <p>This field can't be updated if the email's <code>Status</code> is set to <code>Draft</code>.</p>
<code>IsOpened</code>	<p><b>Type</b></p> <p>boolean</p> <p><b>Properties</b></p> <p>Defaulted on create, Filter, Group, Sort</p> <p><b>Description</b></p> <p>Indicates whether the email has been opened.</p> <p> <b>Note:</b> To see this field, enable email tracking in your org.</p>
<code>IsPrivateDraft</code>	<p><b>Type</b></p> <p>boolean</p> <p><b>Properties</b></p> <p>Create, Defaulted on create, Filter, Group, Sort</p> <p><b>Description</b></p> <p>If <code>IsPrivateDraft</code> is set to <code>true</code>, then only the <code>CreatedById</code> user can view, update, and send this email draft. If <code>IsPrivateDraft</code> is set to <code>false</code>,</p>

Field	Details
	<p>then any user with permissions to work on the case can see these drafts. Once the email is sent (Email Status = Draft), then this field is updated to be <code>false</code>. Public drafts are loaded and visible in Salesforce Classic while Private Drafts are only used in Lightning Experience.</p>
IsTracked	<p><b>Type</b> boolean</p> <p><b>Properties</b> Create, Defaulted on create, Filter, Group, Sort, Update</p> <p><b>Description</b> Indicates whether the email is being tracked.</p> <p> <b>Note:</b> To see this field, enable email tracking in your org.</p>
LastOpenedDate	<p><b>Type</b> dateTime</p> <p><b>Properties</b> Create, Filter, Nillable, Sort, Update</p> <p><b>Description</b> The date the email was last opened.</p> <p> <b>Note:</b> To see this field, enable email tracking in your org.</p>
MessageDate	<p><b>Type</b> dateTime</p> <p><b>Properties</b> Create, Filter, Nillable, Sort, Update</p> <p><b>Description</b> The date the email was created.</p>
MessageIdentifier	<p><b>Type</b> string</p> <p><b>Properties</b> Create, Filter, Group, idLookup, Nillable, Sort, Update</p> <p><b>Description</b> The ID of the email message.</p>
ParentId	<p><b>Type</b> reference</p> <p><b>Properties</b> Create, Filter, Group, Nillable, Sort</p> <p><b>Description</b> ID of the case that's associated with the email.</p>

Field	Details
RelatedToId	<p><b>Type</b> reference</p> <p><b>Properties</b> Create, Filter, Group, Nillable, Sort</p> <p><b>Description</b> The <code>RelatedToId</code> represents nonhuman objects such as accounts, opportunities, campaigns, cases, or custom objects. RelatedTolds are polymorphic. Polymorphic means a RelatedTold is equivalent to the ID of a related object.</p>
ReplyToEmailMessageId	<p><b>Type</b> reference</p> <p><b>Properties</b> Create, Filter, Group, Nillable, Sort</p> <p><b>Description</b> ID of the inbound or outbound EmailMessage the current EmailMessage is a reply to. It's not possible to reply to a message whose <code>Status</code> is <code>Draft</code>.</p>
Status	<p><b>Type</b> picklist</p> <p><b>Properties</b> Create, Filter, Group, Restricted picklist, Sort, Update</p> <p><b>Description</b> The status of the email. The <code>Status</code> field is mostly read-only. You can change the status only from <i>New</i> to <i>Read</i>. Possible values are:</p> <ul style="list-style-type: none"><li>• 0 (New)</li><li>• 1 (Read)</li><li>• 2 (Replied)</li><li>• 3 (Sent)</li><li>• 4 (Forwarded)</li><li>• 5 (Draft)</li></ul> <p>For emails not sent as part of a case, only the status 3 (Sent) is valid.</p>
Subject	<p><b>Type</b> string</p> <p><b>Properties</b> Create, Filter, Nillable, Sort, Update</p> <p><b>Description</b> The subject line of the email.</p>

Field	Details
TextBody	<p><b>Type</b> textarea</p> <p><b>Properties</b> Create, Nillable, Update</p> <p><b>Description</b> The body of the email, in plain text format. If <code>TextBody</code> is not set, then it is extracted from <code>HtmlBody</code>.</p>
ThreadIdIdentifier	<p><b>Type</b> string</p> <p><b>Properties</b> Create, Filter, Group, idLookup, Nillable, Sort, Update</p> <p><b>Description</b> The ID of the email thread the email message belongs to.</p>
ToAddress	<p><b>Type</b> string</p> <p><b>Properties</b> Create, Filter, Nillable, Sort, Update</p> <p><b>Description</b> A string array of email addresses for recipients who were sent the email message. Include only email addresses that are not associated with Contact, Lead, or User records in Salesforce. If the recipient is a contact, lead, or user, add their ID to the <code>ToIds</code> field instead of adding their email address to the <code>ToAddress</code> field. Then the email message is automatically associated with the contact, lead, or user.</p>
ValidatedFromAddress	<p><b>Type</b> picklist</p> <p><b>Properties</b> Create, Filter, Group, Nillable, Restricted picklist, Sort, Update</p> <p><b>Description</b> A picklist value with either the sender's address, validated org-wide email addresses that originated the email, or Email-to-Case Routing Address.</p> <p> <b>Note:</b> <code>ValidatedFromAddress</code> isn't suitable for use in Group By or Sort By statements. Use <code>FromAddress</code> instead.</p>

## Usage

If your organization uses Email-to-Case, a case is created when an email is sent to one of your company's addresses. The email, which is related to the case by the `ParentID` field, is stored as an EmailMessage record. When users view the email, they see the EmailMessage record.

If your organization uses Enhanced Email, each email is stored as an EmailMessage record and a Task record. When users view an email, they see the EmailMessage record.

## Sample Code—Apex

This sample logs email activity in Salesforce.

```
// if EnhancedEmail Perm is not enabled, continue logging the email as a task

// if EnhancedEmail Perm is enabled, create an EmailMessage object
EmailMessage emailMessage = new EmailMessage();
emailMessage.status = '3'; // email was sent
emailMessage.relatedToId = '006B0000003wezGIAY'; // related to record e.g. an opportunity
emailMessage.fromAddress = 'sender@example.com'; // from address
emailMessage.fromName = 'Dan Perkins'; // from name
emailMessage.subject = 'This is the Subject!'; // email subject
emailMessage.htmlBody = '<html><body><b>Hello</b></body></html>'; // email body
// Contact, Lead or User Ids of recipients
String[] toIds = new String[]{'003B000000AxcEjIAJ'};
emailMessage.toIds = toIds;
// additional recipients who don't have a corresponding contact, lead or user id in the
Salesforce org (optional)
emailMessage.toAddress = 'emailnotinsalesforce@toexample.com, anotherone@toexample.com';
insert emailMessage; // insert

// Add Email Message Relation for id of the sender
EmailMessageRelation emr = new EmailMessageRelation();
emr.emailMessageId = emailMessage.id;
emr.relationId = '005B0000003qHvOIAU'; // user id of the sender
emr.relationType = 'FromAddress';
insert emr;
```

SEE ALSO:

[Case](#)

[Object Basics](#)

## EmailMessageRelation

---

Represents the relationship between an email and contacts, leads, and users. This object is available in API version 37.0 and later.



### Special Access Rules

EmailMessageRelation is only available for organizations that use Email-to-Case or Enhanced Email, which is automatically enabled for most customers.

### Supported Calls

`create()`, `delete()`, `describeSObjects()`, `getDeleted()`, `getUpdated()`, `query()`, `retrieve()`, `update()`, `upsert()`

## Fields

Field Name	Details
EmailMessageId	<p><b>Type</b> reference</p> <p><b>Properties</b> Create, Filter, Group, Sort</p> <p><b>Description</b> The ID of the <code>EmailMessage</code> record.</p>
RelationAddress	<p><b>Type</b> string</p> <p><b>Properties</b> Create, Filter, Group, Nillable, Sort</p> <p><b>Description</b> The email address of the sender or recipient.</p> <p> <b>Note:</b> If a record relates an email to an existing contact, lead, or user record in Salesforce, the value of <code>RelationAddress</code> is the current value of the email address. If the value is not set, it is auto-populated from <code>RelationId</code>.</p>
RelationId	<p><b>Type</b> reference</p> <p><b>Properties</b> Create, Filter, Group, Nillable, Sort, Update</p> <p><b>Description</b> The <code>RecordId</code> of the sender or recipient.</p> <p> <b>Note:</b> If a record relates an email to an email address that's not associated with an existing contact, lead, or user record in Salesforce, the value of <code>RelationId</code> is null.</p>
RelationObjectType	<p><b>Type</b> string</p> <p><b>Properties</b> Filter, Group, Nillable, Sort</p> <p><b>Description</b> The API name of the object type of the <code>RecordId</code> in the <code>RelationId</code> field. It can be a contact, lead, or user.</p>
RelationType	<p><b>Type</b> picklist</p>



Field Name	Details
	<p><b>Properties</b> Create, Filter, Group, Restricted picklist, Sort</p> <p><b>Description</b> The type of relationship the contact, lead, or user has with the email message. Possible values include:</p> <ul style="list-style-type: none"> <li>• ToAddress</li> <li>• CcAddress</li> <li>• BccAddress</li> <li>• FromAddress</li> <li>• OtherAddress</li> </ul>

## Usage

EmailMessageRelation allows an email to be related to contacts, leads, and users.

## EmailRelay

Represents the configuration for sending an email relay. An email relay routes email sent from Salesforce through your company's email servers. This object is available in API version 43.0 and later.

## Supported Calls

`create()`, `delete()`, `describeObjects()`, `query()`, `retrieve()`, `update()`, `upsert()`

## Special Access Rules

You must have the "Email Administration," "Customize Application," and "View Setup" user permissions to use this object.

## Fields

Field Name	Details
Host	<p><b>Type</b> string</p> <p><b>Properties</b> Create, Filter, Group, idLookup, Sort, Update</p> <p><b>Description</b> Indicates the host name or IP address of your company's SMTP server.</p>

Field Name	Details
IsRequireAuth	<p><b>Type</b> boolean</p> <p><b>Properties</b> Create, Defaulted on create, Filter, Group, Sort, Update</p> <p><b>Description</b> Indicates whether (true) or not (false) authentication is required. When setting this field to true, the <code>TlsSetting</code> must be set to <b>RequiredVerify</b>. This field is available in API version 44.0 and later.</p>
Password	<p><b>Type</b> encryptedstring</p> <p><b>Properties</b> Create, Nillable, Update</p> <p><b>Description</b> Specifies the password for relay host SMTP authentication. When <code>IsRequireAuth</code> is set to true, this field is required. This field is available in API version 44.0 and later.</p>
Port	<p><b>Type</b> picklist</p> <p><b>Properties</b> Create, Filter, Group, Restricted picklist, Sort, Update</p> <p><b>Description</b> Indicates the port number of your company's SMTP server.</p> <ul style="list-style-type: none"> <li>• 25</li> <li>• 587</li> <li>• 10025</li> <li>• 11025</li> </ul>
TlsSetting	<p><b>Type</b> picklist</p> <p><b>Properties</b> Create, Filter, Group, Restricted picklist, Sort, Update</p> <p><b>Description</b> Specifies whether Salesforce uses TLS for SMTP sessions.</p> <ul style="list-style-type: none"> <li>• <b>Off</b>: TLS is turned off. SMTP session continues through an insecure connection.</li> <li>• <b>Preferred</b>: If the remote server supports TLS, Salesforce upgrades the current SMTP session to use TLS. If TLS is unavailable, Salesforce continues the session without TLS.</li> </ul>

Field Name	Details
	<ul style="list-style-type: none"> <li>• <b>Required:</b> Salesforce continues the session only if the remote server supports TLS. If TLS is unavailable, Salesforce terminates the session without delivering the email.</li> <li>• <b>PreferredVerify:</b> If the remote server supports TLS, Salesforce upgrades the current SMTP session to use TLS. Before the session begins, Salesforce verifies that the certificate is signed by a valid certificate authority, and that the common name presented in the certificate matches the domain or mail exchange of the current connection. If TLS is available but the certificate is not signed or the common name does not match, Salesforce disconnects the session and does not deliver the email. If TLS is unavailable, Salesforce continues the session without TLS.</li> <li>• <b>RequiredVerify:</b> Salesforce continues the session only if the remote server supports TLS, the certificate is signed by a valid certificate authority, and the common name presented in the certificate matches the domain or mail exchange to which Salesforce is connected. If any of these criteria are not met, Salesforce terminates the session without delivering the email.</li> </ul>
Username	<p><b>Type</b> string</p> <p><b>Properties</b> Create, Filter, Group, Nillable, Sort, Update</p> <p><b>Description</b> Specifies the username for relay host SMTP authentication. When <code>IsRequiredAuth</code> is set to true, this field is required. This field is available in API version 44.0 and later.</p>

## Usage

An email relay must be associated with an active email domain filter to take effect. If you set up multiple email relays in one org, they are processed in the priority order of their email domain filters.



**Tip:** If you also plan to activate Bounce Management and Email Compliance Management, confirm with your email admin that your company allows relaying email sent from Salesforce. For more information on bounce management, see [Configure Deliverability Settings for Emails Sent from Salesforce](#).

SEE ALSO:

[EmailServicesFunction](#)

[EmailDomainFilter](#)

## EmailServicesAddress


An email service address.

Each email service has one or more email addresses to which users can send messages for processing. An email service only processes messages it receives at one of its addresses.

## Supported Calls

`create()`, `delete()`, `describeSObjects()`, `getDeleted()`, `getUpdated()`, `query()`, `retrieve()`, `update()`, `upsert()`

## Fields

Field	Details
AuthorizedSenders	<p><b>Type</b> textarea</p> <p><b>Properties</b> Create, Filter, Nillable, Sort, Update</p> <p><b>Description</b> Configures the email service address to only accept messages from the email addresses or domains listed in this field. If the email service address receives a message from an unlisted email address or domain, the email service performs the action specified in the <code>AuthorizationFailureAction</code> field of its associated email service. Leave this field blank if you want the email service address to receive email from any email address.</p>
DeveloperName	<p><b>Type</b> string</p> <p><b>Properties</b> Create, Defaulted on create, Filter, Group, Sort, Update</p> <p><b>Description</b> The name of the object in the API. This name can contain only underscores and alphanumeric characters and must be unique in your org. It must begin with a letter, not include spaces, not end with an underscore, and not contain two consecutive underscores. This 25-character field must be unique among other <code>EmailServicesAddress</code> records under the same <code>EmailServiceFunction</code> parent.</p> <p>In managed packages, this field prevents naming conflicts on package installations. This field is automatically generated, but you can supply your own value if you create the record using the API. With this field, a developer can change the object's name in a managed package and the changes are reflected in a subscriber's organization.</p> <p> <b>Note:</b> When creating large sets of data, always specify a unique <code>DeveloperName</code> for each record. If no <code>DeveloperName</code> is specified, performance might be slow while Salesforce generates one for each record.</p>
EmailDomainName	<p><b>Type</b> string</p> <p><b>Properties</b> Filter, Group, Nillable, Sort</p>

Field	Details
	<p><b>Description</b></p> <p>A read only field you can query that contains the system-generated domain part of this email service address. The system generates a unique domain-part for each email service address to ensure that no two email service addresses are identical.</p>
FunctionId	<p><b>Type</b></p> <p>reference</p> <p><b>Properties</b></p> <p>Create, Filter, Group, Sort, Update</p> <p><b>Description</b></p> <p>The ID of the email service for which the email service address receives messages.</p>
IsActive	<p><b>Type</b></p> <p>boolean</p> <p><b>Properties</b></p> <p>Create, Defaulted on create, Filter, Group, Sort, Update</p> <p><b>Description</b></p> <p>Indicates whether this object is active (true) or not (false).</p>
LocalPart	<p><b>Type</b></p> <p>string</p> <p><b>Properties</b></p> <p>Create, Filter, Group, idLookup, Sort, Update</p> <p><b>Description</b></p> <p>The local-part of the email service address. The local-part of the address is the string that comes before the @ symbol.</p> <p>For the local-part of a Salesforce email address, all alphanumeric characters are valid, plus the following special characters:</p> <p>! # \$ % &amp; amp; ' * / = ? ^ _ + - ` {   } ~ ,</p> <p>The dot character (.) is also valid as long as it's not the first or last character.</p> <p>Email addresses aren't case-sensitive.</p>
RunAsUserId	<p><b>Type</b></p> <p>reference</p> <p><b>Properties</b></p> <p>Create, Filter, Group, Sort, Update</p> <p><b>Description</b></p> <p>The username of the user whose permissions the email service assumes when processing messages sent to this address.</p>

## Usage

This object supports the email services feature, which allows you to create automated processes that use Apex classes to process the contents, headers, and attachments of inbound email. For example, you can create an email service that automatically creates contact records based on contact information in messages.

SEE ALSO:

[EmailServicesFunction](#)

## EmailServicesFunction

---

An email service.

## Supported Calls

`create()`, `delete()`, `describeSObjects()`, `getDeleted()`, `getUpdated()`, `query()`, `retrieve()`, `update()`, `upsert()`

## Fields

Field	Details
<code>AddressInactiveAction</code>	<p><b>Type</b> picklist</p> <p><b>Properties</b> Create, Defaulted on create, Filter, Group, Nillable, Restricted picklist, Sort, Update</p> <p><b>Description</b> Indicates what the email service does with messages received at an email address that is inactive.</p> <p>One of the following values:</p> <ul style="list-style-type: none"> <li><code>UseSystemDefault</code>—The system default is used. (In API version 41.0 and earlier, the value specified for this choice is 0.)</li> <li><code>Bounce</code>—The email service returns the message to the sender with a notification that explains why the message was rejected. (In API version 41.0 and earlier, the value specified for this choice is 1.)</li> <li><code>Discard</code>—The email service deletes the message without notifying the sender. (In API version 41.0 and earlier, the value specified for this choice is 2.)</li> <li><code>Requeue</code>—The email service queues the message for processing in the next 24 hours. If the message is not processed within 24 hours, the email service returns the message to the sender with a notification that explains why the message was rejected. (In API version 41.0 and earlier, the value specified for this choice is 3.)</li> </ul>
<code>ApexClassId</code>	<p><b>Type</b> reference</p>

Field	Details
	<p><b>Properties</b> Create, Filter, Group, Nillable, Sort, Update</p> <p><b>Description</b> Required. The ID of the Apex class that the email service uses to process inbound messages. This field is required for API version 12.0 and later.</p>
AttachmentOption	<p><b>Type</b> picklist</p> <p><b>Properties</b> Create, Defaulted on create, Filter, Group, Restricted picklist, Sort, Update</p> <p><b>Description</b> Indicates the types of attachments the email service accepts. One of the following values:</p> <ul style="list-style-type: none"> <li>• <b>None</b>—The email service accepts the message but discards any attachment. (In API version 41.0 and earlier, the value specified for this choice is 0.)</li> <li>• <b>NoContent</b>—The attachment metadata (filename, MIME type, and so on) is provided to the Apex class, but the body is set to <code>null</code>. There was no previous numeric value for this choice.</li> <li>• <b>TextOnly</b>—The email service only accepts the following types of attachments: <ul style="list-style-type: none"> <li>– Attachments with a Multipurpose Internet Mail Extension (MIME) type of text.</li> <li>– Attachments with a MIME type of application/octet-stream and a file name that ends with either a .vcf or .vcs extension. These are saved as text/x-vcard and text/calendar MIME types, respectively.</li> </ul> (In API version 41.0 and earlier, the value specified for this choice is 1.)</li> <li>• <b>BinaryOnly</b>—The email service only accepts binary attachments, such as image, audio, application, and video files. (In API version 41.0 and earlier, the value specified for this choice is 2.)</li> <li>• <b>All</b>—The email service accepts any type of attachment. (In API version 41.0 and earlier, the value specified for this choice is 3.)</li> </ul>
AuthenticationFailureAction	<p><b>Type</b> picklist</p> <p><b>Properties</b> Create, Defaulted on create, Filter, Group, Nillable, Restricted picklist, Sort, Update</p> <p><b>Description</b> Indicates what the email service does with messages that fail or do not support any of the authentication protocols if the <code>IsAuthenticationRequired</code> field is true. One of the following values:</p> <ul style="list-style-type: none"> <li>• <b>UseSystemDefault</b>—The system default is used. (In API version 41.0 and earlier, the value specified for this choice is 0.)</li> </ul>

Field	Details
	<ul style="list-style-type: none"> <li>• <b>Bounce</b>—The email service returns the message to the sender with a notification that explains why the message was rejected. (In API version 41.0 and earlier, the value specified for this choice is 1.)</li> <li>• <b>Discard</b>—The email service deletes the message without notifying the sender. (In API version 41.0 and earlier, the value specified for this choice is 2.)</li> <li>• <b>Requeue</b>—The email service queues the message for processing in the next 24 hours. If the message is not processed within 24 hours, the email service returns the message to the sender with a notification that explains why the message was rejected. (In API version 41.0 and earlier, the value specified for this choice is 3.)</li> </ul>
AuthorizationFailureAction	<p><b>Type</b> picklist</p> <p><b>Properties</b> Defaulted on create, Group, Sort, Create, Filter, Nillable, Restricted picklist, Update</p> <p><b>Description</b> Indicates what the email service does with messages received from senders who are not listed in the <code>AuthorizedSenders</code> field on either the email service or email service address.</p> <p>One of the following values:</p> <ul style="list-style-type: none"> <li>• <b>UseSystemDefault</b>—The system default is used. (In API version 41.0 and earlier, the value specified for this choice is 0.)</li> <li>• <b>Bounce</b>—The email service returns the message to the sender with a notification that explains why the message was rejected. (In API version 41.0 and earlier, the value specified for this choice is 1.)</li> <li>• <b>Discard</b>—The email service deletes the message without notifying the sender. (In API version 41.0 and earlier, the value specified for this choice is 2.)</li> <li>• <b>Requeue</b>—The email service queues the message for processing in the next 24 hours. If the message is not processed within 24 hours, the email service returns the message to the sender with a notification that explains why the message was rejected. (In API version 41.0 and earlier, the value specified for this choice is 3.)</li> </ul>
AuthorizedSenders	<p><b>Type</b> textarea</p> <p><b>Properties</b> Create, Filter, Nillable, Sort, Update</p> <p><b>Description</b> Configures the email service to only accept messages from the email addresses or domains listed in this field. If the email service receives a message from an unlisted email address or domain, the email service performs the action specified in the <code>AuthorizationFailureAction</code> field. Leave this field blank if you want the email service to receive email from any email address.</p>



Field	Details
ErrorRoutingAddress	<p><b>Type</b> email</p> <p><b>Properties</b> Create, Filter, Nillable, Sort, Update</p> <p><b>Description</b> The destination email address for error notification email messages when <code>IsErrorRoutingEnabled</code> is <code>true</code>.</p>
FunctionInactiveAction	<p><b>Type</b> picklist</p> <p><b>Properties</b> Create, Defaulted on create, Filter, Group, Nillable, Restricted picklist, Sort, Update</p> <p><b>Description</b> Indicates what the email service does with messages it receives when the email service itself is inactive. One of the following values:</p> <ul style="list-style-type: none"> <li>• <code>UseSystemDefault</code>—The system default is used. (In API version 41.0 and earlier, the value specified for this choice is 0.)</li> <li>• <code>Bounce</code>—The email service returns the message to the sender with a notification that explains why the message was rejected. (In API version 41.0 and earlier, the value specified for this choice is 1.)</li> <li>• <code>Discard</code>—The email service deletes the message without notifying the sender. (In API version 41.0 and earlier, the value specified for this choice is 2.)</li> <li>• <code>Requeue</code>—The email service queues the message for processing in the next 24 hours. If the message is not processed within 24 hours, the email service returns the message to the sender with a notification that explains why the message was rejected. (In API version 41.0 and earlier, the value specified for this choice is 3.)</li> </ul>
FunctionName	<p><b>Type</b> string</p> <p><b>Properties</b> Create, Filter, Group, idLookup, Sort, Update</p> <p><b>Description</b> The name of the email service.</p>
IsActive	<p><b>Type</b> boolean</p> <p><b>Properties</b> Create, Defaulted on create, Filter, Group, Sort, Update</p> <p><b>Description</b> Indicates whether this object is active (<code>true</code>) or not (<code>false</code>).</p>

Field	Details
IsAuthenticationRequired	<p><b>Type</b> boolean</p> <p><b>Properties</b> Create, Defaulted on create, Filter, Group, Sort, Update</p> <p><b>Description</b> Configures the email service to verify the legitimacy of the sending server before processing a message. The email service uses the SPF, SenderId, and DomainKeys protocols to verify the sender's legitimacy: If the sending server passes at least one of these protocols and does not fail any, the email service accepts the email. If the server fails a protocol or does not support any of the protocols, the email service performs the action specified in the <code>AuthenticationFailureAction</code> field.</p>
IsErrorRoutingEnabled	<p><b>Type</b> boolean</p> <p><b>Properties</b> Create, Defaulted on create, Filter, Group, Sort, Update</p> <p><b>Description</b> When incoming email messages can't be processed, indicates whether error notification email messages are routed to a chosen address or to the senders.</p>
IsTextAttachmentsAsBinary	<p><b>Type</b> boolean</p> <p><b>Properties</b> Create, Defaulted on create, Filter, Group, Sort, Update</p> <p><b>Description</b> If <code>true</code>, text attachments are supplied to the Apex code as a <code>Messaging.BinaryAttachment</code> instead of as a <code>Messaging.TextAttachment</code>. This means that the body is supplied as an Apex Blob instead of as an Apex String.</p>
IsTextTruncated	<p><b>Type</b> boolean</p> <p><b>Properties</b> Create, Defaulted on create, Filter, Group, Sort, Update</p> <p><b>Description</b> This field is deprecated. It is not available as of API version 23.0 and is deprecated and hidden in versions 17.0 through 22.0. In all API versions, the email service now accepts inbound email messages up to the 10 MB size limit, without truncating the text. Previously, it indicated whether the email service truncated and accepted email messages with HTML body text, plain body text, and text attachments over approximately 100,000 characters (<code>true</code>) or rejected these email messages and notified the sender (<code>false</code>).</p>

Field	Details
IsTlsRequired	<p><b>Type</b> boolean</p> <p><b>Properties</b> Create, Defaulted on create, Filter, Group, Sort, Update</p> <p><b>Description</b> Not currently in use.</p>
OverLimitAction	<p><b>Type</b> picklist</p> <p><b>Properties</b> Create, Defaulted on create, Filter, Group, Nillable, Restricted picklist, Sort, Update</p> <p><b>Description</b> Indicates what the email service does with messages if the total number of messages processed by all email services combined has reached the daily limit for your organization. One of the following values:</p> <ul style="list-style-type: none"> <li>• <b>UseSystemDefault</b>—The system default is used. (In API version 41.0 and earlier, the value specified for this choice is 0.)</li> <li>• <b>Bounce</b>—The email service returns the message to the sender with a notification that explains why the message was rejected. (In API version 41.0 and earlier, the value specified for this choice is 1.)</li> <li>• <b>Discard</b>—The email service deletes the message without notifying the sender. (In API version 41.0 and earlier, the value specified for this choice is 2.)</li> <li>• <b>Requeue</b>—The email service queues the message for processing in the next 24 hours. If the message is not processed within 24 hours, the email service returns the message to the sender with a notification that explains why the message was rejected. (In API version 41.0 and earlier, the value specified for this choice is 3.)</li> </ul> <p>The system calculates the limit by multiplying the number of user licenses by 1,000.</p>

## Usage

This object supports the email services feature, which allows you to create automated processes that use Apex classes to process the contents, headers, and attachments of inbound email. For example, you can create an email service that automatically creates contact records based on contact information in messages.

SEE ALSO:

[EmailServicesAddress](#)

## EmailStatus

Represents the status of email sent.

## Supported Calls

`describeSObjects()`

## Special Access Rules

Customer Portal users can't access this object.

## Fields

Field	Details
EmailTemplateName	<p><b>Type</b> string</p> <p><b>Properties</b> Filter, Group, Nillable, Sort</p> <p><b>Description</b> The name of the EmailTemplate.</p>
FirstOpenDate	<p><b>Type</b> dateTime</p> <p><b>Properties</b> Filter, Nillable, Sort</p> <p><b>Description</b> Date when the email was first opened by recipient. Label is <b>Date Opened</b>.</p>
LastOpenDate	<p><b>Type</b> dateTime</p> <p><b>Properties</b> Filter, Nillable, Sort</p> <p><b>Description</b> Date when the email was last opened by recipient.</p>
TaskId	<p><b>Type</b> reference</p> <p><b>Properties</b> Filter, Group, Sort</p> <p><b>Description</b> The activity (task or event) associated with the email. Label is <b>Activity ID</b>.</p>
TimesOpened	<p><b>Type</b> int</p> <p><b>Properties</b> Filter, Group, Sort</p>

Field	Details
	<p><b>Description</b> Number of times the recipient opened the email.</p>
WhoId	<p><b>Type</b> reference</p> <p><b>Properties</b> Filter, Group, Nillable, Sort</p> <p><b>Description</b> The WhoId represents a human such as a lead or a contact. WhoIds are polymorphic. Polymorphic means a WhoId is equivalent to a contact's ID or a lead's ID. The label is Name ID.</p>

SEE ALSO:

[EmailTemplate](#)

## EmailTemplate

Represents a template for mass email, or email sent when the activity history related list of a record is modified.

 **Note:** You can't send a mass email using a Visualforce email template.

## Supported Calls

`create()`, `delete()`, `describeSObjects()`, `describeLayout()`, `getDeleted()`, `getUpdated()`, `query()`, `retrieve()`, `search()`, `update()`, `upsert()`



## Special Access Rules

Customer Portal users can't access this object.

## Fields

Field	Details
ApiVersion	<p><b>Type</b> double</p> <p><b>Properties</b> Create, Filter, Nillable, Sort, Update</p> <p><b>Description</b> The API version for this class. Every class has an API version specified at creation.</p>

Field	Details
Body	<p><b>Type</b> textarea</p> <p><b>Properties</b> Create, Nillable, Update</p> <p><b>Description</b> Content of the email. Limit: 384 KB.</p>
BrandTemplateId	<p><b>Type</b> reference</p> <p><b>Properties</b> Create, Filter, Group, Nillable, Sort, Update</p> <p><b>Description</b> Required. ID of the BrandTemplate associated with this email template. The brand template supplies letterhead information for the email template.</p>
DeliveryRate	<p><b>Type</b> percent</p> <p><b>Properties</b> Filter, Nillable, Sort</p> <p><b>Description</b> Read-only. The percentage of the emails that were delivered compared to the number that bounced (soft and hard). Note: this data includes emails that were delivered to the recipient's spam folder.  This field is available in API version 46.0 and later. To access this field, your org must use High Velocity Sales (HVS) and users need the High Velocity Sales User or High Velocity Sales Cadence Creator permission set. This field value includes emails sent via the ListEmail object or HVS sales cadences.</p>
Description	<p><b>Type</b> string</p> <p><b>Properties</b> Create, Filter, Nillable, Sort, Update</p> <p><b>Description</b> Description of the template, for example, Promotion Mass Mailing.</p>
DeveloperName	<p><b>Type</b> string</p> <p><b>Properties</b> Create, Defaulted on create, Filter, Group, Sort, Update</p> <p><b>Description</b> The unique name of the object in the API. This name can contain only underscores and alphanumeric characters, and must be unique in your org. It must begin with a letter, not</p>

Field	Details
	<p>include spaces, not end with an underscore, and not contain two consecutive underscores. In managed packages, this field prevents naming conflicts on package installations. With this field, a developer can change the object's name in a managed package and the changes are reflected in a subscriber's organization. Label is <b>Template Unique Name</b>.</p> <p> <b>Note:</b> When creating large sets of data, always specify a unique <code>DeveloperName</code> for each record. If no <code>DeveloperName</code> is specified, performance may slow while Salesforce generates one for each record.</p>
Encoding	<p><b>Type</b> picklist</p> <p><b>Properties</b> Create, Filter, Group, Nillable, Restricted picklist, Sort, Update</p> <p><b>Description</b> Character set encoding for the template.</p>
EnhancedLetterheadId	<p><b>Type</b> reference</p> <p><b>Properties</b> Create, Filter, Group, Nillable, Sort, Update</p> <p><b>Description</b> ID of the enhanced letterhead associated with the email template.</p> <p> <b>Note:</b> To use an enhanced letterhead, associate it with a Lightning email template that uses the HML merge language.</p>
EntityType	<p><b>Type</b> picklist</p> <p><b>Properties</b> Create, Filter, Group, Restricted picklist, Sort,</p> <p><b>Description</b> When <code>UIType</code> is 2 (Lightning Experience) or 3 (Lightning ExperienceSample), <code>EntityType</code> indicates which entities this template can be used with (for example, account or lead). Valid values are standard object ID prefixes: 001 for account, 003 for contact, 006 for opportunity, and 00Q for lead, 500 for case, and 701 for campaign.</p> <p>This field has been deprecated in API version 39.0. Use <code>RelatedEntityType</code> instead.</p>
FolderId	<p><b>Type</b> reference</p> <p><b>Properties</b> Create, Filter, Group, Sort, Update</p> <p><b>Description</b> ID of the folder that contains the template.</p>

Field	Details
FolderName	<p><b>Type</b> string</p> <p><b>Properties</b> Filter, Nillable, Sort</p> <p><b>Description</b> The name of the folder that contains the template.</p>
HtmlValue	<p><b>Type</b> textarea</p> <p><b>Properties</b> Create, Nillable, Update</p> <p><b>Description</b> This field contains the content of the email message, including HTML coding to render the email message. Limit: 384 KB.</p>
IsActive	<p><b>Type</b> boolean</p> <p><b>Properties</b> Create, Defaulted on create, Filter, Group, Sort, Update</p> <p><b>Description</b> Indicates that this template is active if <code>true</code>, or inactive if <code>false</code>.</p>
LastUsedDate	<p><b>Type</b> dateTime</p> <p><b>Properties</b> Filter, Nillable, Sort</p> <p><b>Description</b> Date and time when this EmailTemplate was last used.</p>
Markup	<p><b>Type</b> textarea</p> <p><b>Properties</b> Create, Nillable, Update</p> <p><b>Description</b> The Visualforce markup, HTML, JavaScript, or any other Web-enabled code that defines the content of the template.</p>
Name	<p><b>Type</b> string</p> <p><b>Properties</b> Create, Filter, Group, idLookup, Sort, Update</p>



Field	Details
	<p><b>Description</b> Name of the template. Label is <b>Email Template Name</b>.</p>
NamespacePrefix	<p><b>Type</b> string</p> <p><b>Properties</b> Filter, Group, Nillable, Sort</p> <p><b>Description</b> The namespace prefix that is associated with this object. Each Developer Edition org that creates a managed package has a unique namespace prefix. Limit: 15 characters. You can refer to a component in a managed package by using the <b>namespacePrefix__componentName</b> notation.</p> <p>The namespace prefix can have one of the following values.</p> <ul style="list-style-type: none"> <li>In Developer Edition orgs, <code>NamespacePrefix</code> is set to the namespace prefix of the org for all objects that support it, unless an object is in an installed managed package. In that case, the object has the namespace prefix of the installed managed package. This field's value is the namespace prefix of the Developer Edition org of the package developer.</li> <li>In orgs that are not Developer Edition orgs, <code>NamespacePrefix</code> is set only for objects that are part of an installed managed package. All other objects have no namespace prefix.</li> </ul> <p>This field cannot be accessed unless the logged-in user has the Customize Application permission.</p>
OwnerId	<p><b>Type</b> reference</p> <p><b>Properties</b> Create, Defaulted on create, Filter, Group, Sort, Update</p> <p><b>Description</b> ID of the owner of the template.</p>
RelatedEntityType	<p><b>Type</b> picklist</p> <p><b>Properties</b> Create, Filter, Group, Nillable, Restricted picklist, Sort, Update</p> <p><b>Description</b> When <code>UiType</code> is 2 (Lightning Experience) or 3 (Lightning ExperienceSample), <code>RelatedEntityType</code> indicates which entities this template can be used with. Valid values are the entity API name: "Account" for account, "Contact" for contact, "Opportunity" for opportunity, "Lead" for lead, and so on. The value can be any entity the user has read access to (including custom entities) but not virtual entities, setup entities, or platform entities.</p> <p>No restrictions exist at the schema level.</p>

Field	Details
Subject	<p><b>Type</b> string</p> <p><b>Properties</b> Create, Group, Nillable, Sort, Update</p> <p><b>Description</b> Content of the subject line.</p>
TemplateStyle	<p><b>Type</b> picklist</p> <p><b>Properties</b> Create, Filter, Group, Restricted picklist, Sort</p> <p><b>Description</b> Style of the template, such as formalLetter or freeform.</p>
TemplateType	<p><b>Type</b> picklist</p> <p><b>Properties</b> Create, Filter, Group, Restricted picklist, Sort</p> <p><b>Description</b> Type of template, either HTML, text, or custom templates, or those templates generated by Visualforce.</p>
TimesUsed	<p><b>Type</b> int</p> <p><b>Properties</b> Filter, Group, Nillable, Sort</p> <p><b>Description</b> Number of times this template has been used.</p>
TotalDelivered	<p><b>Type</b> int</p> <p><b>Properties</b> Filter, Group, Nillable, Sort</p> <p><b>Description</b> Read-only. The total number of emails sent minus hard and soft bounces. Note: this data includes emails that were delivered to the recipient's spam folder.  This field is available in API version 46.0 and later. To access this field, your org must use High Velocity Sales (HVS) and users need the High Velocity Sales User or High Velocity Sales Cadence Creator permission set. This field value includes emails sent via the ListEmail object or HVS sales cadences.</p>

Field	Details
TotalHardBounced	<p><b>Type</b> int</p> <p><b>Properties</b> Defaulted on create, Filter, Group, Nillable, Sort</p> <p><b>Description</b> Read-only. The total number of emails that permanently bounced back to the sender because the address is invalid. A hard bounce can occur because the domain name doesn't exist or because the recipient is unknown.</p> <p>This field is available in API version 46.0 and later. To access this field, your org must use High Velocity Sales (HVS) and users need the High Velocity Sales User or High Velocity Sales Cadence Creator permission set. This field value includes emails sent via the ListEmail object or HVS sales cadences.</p>
TotalOpens	<p><b>Type</b> int</p> <p><b>Properties</b> Defaulted on create, Filter, Group, Nillable, Sort</p> <p><b>Description</b> Read-only. The total number of times a prospect's email client loaded the images in the HTML version of the email. We also record an open if the prospect clicks a link within the HTML or text email without downloading images. A click indicates that they viewed the message. Some email clients (Outlook, Apple Mail, Thunderbird) do not display images by default. Pardot counts an open each time the images load.</p> <p>This field is available in API version 46.0 and later. To access this field, your org must use High Velocity Sales (HVS) and users need the High Velocity Sales User or High Velocity Sales Cadence Creator permission set. This field value includes emails sent via the ListEmail object or HVS sales cadences.</p>
TotalSent	<p><b>Type</b> int</p> <p><b>Properties</b> Filter, Group, Nillable, Sort</p> <p><b>Description</b> Read-only. The total number of emails sent, including bounced, opted-out, and invalid To: addresses.</p> <p>This field is available in API version 46.0 and later. To access this field, your org must use High Velocity Sales (HVS) and users need the High Velocity Sales User or High Velocity Sales Cadence Creator permission set. This field value includes emails sent via the ListEmail object or HVS sales cadences.</p>
TotalSoftBounced	<p><b>Type</b> int</p>

Field	Details
	<p><b>Properties</b> Defaulted on create, Filter, Group, Nillable, Sort</p> <p><b>Description</b> Read-only. The total number of times a recipient's mail server acknowledged the email, but returned it to the sender. Sometimes it is because the recipient's mailbox is full or the mail server is temporarily unavailable. A soft bounce message can sometimes be deliverable at another time. After 5 soft bounces, Pardot opts the prospect out of emails.</p> <p>This field is available in API version 46.0 and later. To access this field, your org must use High Velocity Sales (HVS) and users need the High Velocity Sales User or High Velocity Sales Cadence Creator permission set. This field value includes emails sent via the ListEmail object or HVS sales cadences.</p>
UIType	<p><b>Type</b> picklist</p> <p><b>Properties</b> Create, Filter, Group, Restricted picklist, Sort,</p> <p><b>Description</b> Indicates the user interface where this template is usable. Valid values are: 1 (Salesforce Classic), 2 (Lightning Experience), and 3 (Lightning Experience Sample).</p>

## Usage

To retrieve this object, issue a describe call on an object, which returns a query result for each activity since the object was created. You can't query these records.

SEE ALSO:

[Attachment](#)

[EmailStatus](#)

[DocumentAttachmentMap](#)

## EmbeddedServiceDetail

Represents a metadata catalog object that exposes fields from the underlying Embedded Service setup objects defined in each EmbeddedServiceConfig deployment for guest users. Guest users don't have direct access to the Embedded Service setup objects. Available in API version 39.0 and later.

## Supported SOAP Calls

`describeSObjects()`, `query()`

## Supported REST HTTP Methods

GET

## Fields

Field	Details
AvatarImg	<p><b>Type</b> string</p> <p><b>Properties</b> Filter, Group, Nillable, Sort</p> <p><b>Description</b> URL of the image used as the agent avatar image.</p>
ContrastInvertedColor	<p><b>Type</b> string</p> <p><b>Properties</b> Filter, Group, Nillable, Sort</p> <p><b>Description</b> Accent branding color used in the embedded component, displayed as a hexadecimal value. Changes made to this field in the API aren't reflected in the embedded component.</p>
ContrastPrimaryColor	<p><b>Type</b> string</p> <p><b>Properties</b> Filter, Group, Nillable, Sort</p> <p><b>Description</b> Value of the ContrastPrimaryColor field in the EmbeddedServiceBranding setup object.</p>
CustomMinimizedComponent	<p><b>Type</b> string</p> <p><b>Properties</b> Filter, Group, Nillable, Sort</p> <p><b>Description</b> The custom Aura component that's used for the minimized state for this Embedded Chat deployment.</p>
CustomPrechatComponent	<p><b>Type</b> string</p> <p><b>Properties</b> Filter, Group, Nillable, Sort</p>

Field	Details
	<p><b>Description</b> The custom Aura component that's used for the pre-chat page for this Embedded Chat deployment.</p>
DurableID	<p><b>Type</b> string</p> <p><b>Properties</b> Filter, Group, Nillable, Sort</p> <p><b>Description</b> Developer name for the EmbeddedServiceConfig.</p>
FieldServiceConfirmCardImg	<p><b>Type</b> string</p> <p><b>Properties</b> Filter, Group, Nillable, Sort</p> <p><b>Description</b> URL of the image used for the confirmation card in embedded Appointment Management (beta).</p>
FieldServiceHomeImg	<p><b>Type</b> string</p> <p><b>Properties</b> Filter, Group, Nillable, Sort</p> <p><b>Description</b> URL of the image used for the home screen in embedded Appointment Management (beta).</p>
FieldServiceLogoImg	<p><b>Type</b> string</p> <p><b>Properties</b> Filter, Group, Nillable, Sort</p> <p><b>Description</b> URL of the logo used for the home screen in embedded Appointment Management (beta).</p>
Font	<p><b>Type</b> string</p> <p><b>Properties</b> Filter, Group, Nillable, Sort</p> <p><b>Description</b> Font used in the chat text of the Embedded Chat window.</p>
FontSize	<p><b>Type</b> picklist</p>

Field	Details
	<p><b>Properties</b> Filter, Group, Nillable, Restricted picklist, Sort</p> <p><b>Description</b> Font size for the embedded component.</p> <p>Possible values are:</p> <ul style="list-style-type: none"> <li>• Small</li> <li>• Medium</li> <li>• Large</li> </ul>
HeaderBackgroundImg	<p><b>Type</b> string</p> <p><b>Properties</b> Filter, Group, Nillable, Sort</p> <p><b>Description</b> URL of the image used for the header background in Embedded Chat. This field is removed in API version 49.0 and later. The header background image is no longer supported.</p>
Height	<p><b>Type</b> int</p> <p><b>Properties</b> Filter, Group, Nillable, Sort</p> <p><b>Description</b> Height of the embedded component.</p>
IsFieldServiceEnabled	<p><b>Type</b> boolean</p> <p><b>Properties</b> Defaulted on create, Filter, Group, Sort</p> <p><b>Description</b> Specifies whether Field Service is enabled for this Embedded Service deployment (<code>true</code>) or not (<code>false</code>). Embedded Appointment Management is currently beta.</p>
IsLiveAgentEnabled	<p><b>Type</b> boolean</p> <p><b>Properties</b> Defaulted on create, Filter, Group, Sort</p> <p><b>Description</b> Specifies whether Chat is enabled for this Embedded Service deployment (<code>true</code>) or not (<code>false</code>).</p>


Field	Details
IsOfflineCaseEnabled	<p><b>Type</b> boolean</p> <p><b>Properties</b> Defaulted on create, Filter, Group, Sort</p> <p><b>Description</b> Specifies whether offline support is enabled for this Embedded Chat deployment (<code>true</code>) or not (<code>false</code>).</p>
IsPreChatEnabled	<p><b>Type</b> boolean</p> <p><b>Properties</b> Defaulted on create, Filter, Group, Sort</p> <p><b>Description</b> Value of the <code>PreChatEnabled</code> field in the <code>EmbeddedServiceLiveAgent</code> setup object.</p>
IsQueuePositionEnabled	<p><b>Type</b> boolean</p> <p><b>Properties</b> Defaulted on create, Filter, Group, Sort</p> <p><b>Description</b> Specifies whether queue position (displaying the customer's place in line while they wait for an agent) is enabled for this Embedded Chat deployment (<code>true</code>) or not (<code>false</code>).</p>
NavBarColor	<p><b>Type</b> string</p> <p><b>Properties</b> Filter, Group, Nillable, Sort</p> <p><b>Description</b> Value of the <code>NavBarColor</code> field in the <code>EmbeddedServiceBranding</code> setup object.</p>
NavBarTextColor	<p><b>Type</b> string</p> <p><b>Properties</b> Filter, Group, Nillable, Sort</p> <p><b>Description</b> This field is used to set the text color for the header.</p>
OfflineCaseBackgroundImg	<p><b>Type</b> string</p> <p><b>Properties</b> Filter, Group, Nillable, Sort</p>



Field	Details
	<p><b>Description</b> URL of the image used for the background for the offline support case form in Embedded Chat.</p>
PrechatBackgroundImg	<p><b>Type</b> string</p> <p><b>Properties</b> Filter, Group, Nillable, Sort</p> <p><b>Description</b> URL of the image used for the background for the pre-chat form in Embedded Chat.</p>
PrimaryColor	<p><b>Type</b> string</p> <p><b>Properties</b> Filter, Group, Nillable, Sort</p> <p><b>Description</b> Value of the <code>PrimaryColor</code> field in the <code>EmbeddedServiceBranding</code> setup object.</p>
SecondaryColor	<p><b>Type</b> string</p> <p><b>Properties</b> Filter, Group, Nillable Sort</p> <p><b>Description</b> Value of the <code>SecondaryColor</code> field in the <code>EmbeddedServiceBranding</code> setup object.</p>
SecondaryNavBarColor	<p><b>Type</b> string</p> <p><b>Properties</b> Filter, Group, Nillable Sort</p> <p><b>Description</b> This field is used to set the color of a secondary header.</p>
ShouldHideAuthDialog	<p><b>Type</b> boolean</p> <p><b>Properties</b> Defaulted on create, Filter, Group, Sort</p> <p><b>Description</b> Specifies whether the prompt that the customer log in again during a flow should be hidden (<code>true</code>) or not (<code>false</code>). When it's hidden, the customer is taken directly to your login page.</p>
ShouldShowExistingAppointment	<p><b>Type</b> boolean</p>

Field	Details
	<p><b>Properties</b> Defaulted on create, Filter, Group, Sort</p> <p><b>Description</b> Specifies whether to display a button on the home screen for customers to access their existing appointments (<code>true</code>) or not (<code>false</code>) for embedded Appointment Management (beta).</p>
ShouldShowNewAppointment	<p><b>Type</b> boolean</p> <p><b>Properties</b> Defaulted on create, Filter, Group, Sort</p> <p><b>Description</b> Specifies whether to display a button on the home screen for customers to create a new appointment (<code>true</code>) or not (<code>false</code>) for embedded Appointment Management (beta).</p>
Site	<p><b>Type</b> string</p> <p><b>Properties</b> Filter, Group, Nillable Sort</p> <p><b>Description</b> Value of the <code>site</code> field in the <code>EmbeddedServiceConfig</code> setup object.</p>
SmallCompanyLogoImg	<p><b>Type</b> string</p> <p><b>Properties</b> Filter, Group, Nillable, Sort</p> <p><b>Description</b> URL of the logo image used with Embedded Chat.</p>
WaitingStateBackgroundImg	<p><b>Type</b> string</p> <p><b>Properties</b> Filter, Group, Nillable, Sort</p> <p><b>Description</b> URL of the image used for the background image in Embedded Chat while the customer waits to be connected with a support agent.</p>
Width	<p><b>Type</b> int</p> <p><b>Properties</b> Filter, Group, Nillable, Sort</p>

Field	Details
	<p><b>Description</b></p> <p>Width of the embedded component.</p>

 **Note:** Any changes you make to the image fields override what you've entered in Setup. We recommend setting your image URLs in Setup.

## Employee

Represents an employee within a company or organization. This object is available in API version 48.0 and later.

### Supported Calls

`create()`, `delete()`, `describeLayout()`, `describeSObjects()`, `getDeleted()`, `getUpdated()`, `query()`, `retrieve()`, `undelete()`, `update()`, `upsert()`

### Fields

Field	Details
<code>AlternateEmail</code>	<p><b>Type</b></p> <p>email</p> <p><b>Properties</b></p> <p>Create, Filter, Group, Nillable, Sort, Update</p> <p><b>Description</b></p> <p>The employee's alternate email address.</p>
<code>CurrentWellnessStatus</code>	<p><b>Type</b></p> <p>picklist</p> <p><b>Properties</b></p> <p>Create, Filter, Group, Nillable, Sort, Update</p> <p><b>Description</b></p> <p>The employee's current wellness status.</p> <p>Possible values are:</p> <ul style="list-style-type: none"> <li>• Available To Work</li> <li>• Remote Work Only</li> <li>• Unavailable</li> <li>• Unknown</li> </ul>
<code>DateOfBirth</code>	<p><b>Type</b></p> <p>date</p>

Field	Details
	<p><b>Properties</b> Create, Filter, Group, Nillable, Sort, Update</p> <p><b>Description</b> The employee's date of birth.</p>
Email	<p><b>Type</b> email</p> <p><b>Properties</b> Create, Filter, Group, idLookup, Sort, Update</p> <p><b>Description</b> The employee's email address. This field is unique within your organization.</p>
EmployeeNumber	<p><b>Type</b> string</p> <p><b>Properties</b> Create, Filter, Group, idLookup, Sort, Update</p> <p><b>Description</b> Required. The employee's employment ID for the organization they were hired into. This field is unique within your organization.</p>
EmployeeStatus	<p><b>Type</b> picklist</p> <p><b>Properties</b> Create, Filter, Group, Sort, Update</p> <p><b>Description</b> Required. The employee's current work status. Possible values are:</p> <ul style="list-style-type: none"> <li>• Active</li> <li>• Inactive</li> <li>• Leave</li> <li>• Terminated</li> </ul>
EmploymentType	<p><b>Type</b> picklist</p> <p><b>Properties</b> Create, Filter, Group, Nillable, Sort, Update</p> <p><b>Description</b> The employee's full-time or part-time status. Possible values are:</p> <ul style="list-style-type: none"> <li>• Full-Time</li> </ul>

Field	Details
	<ul style="list-style-type: none"> <li>• Part-Time</li> </ul>
FirstName	<p><b>Type</b> string</p> <p><b>Properties</b> Create, Filter, Group, Sort, Update</p> <p><b>Description</b> Required. The employee's first name.</p>
Gender	<p><b>Type</b> picklist</p> <p><b>Properties</b> Create, Filter, Group, Nillable, Sort, Update</p> <p><b>Description</b> The employee's gender. Possible values are:</p> <ul style="list-style-type: none"> <li>• Female</li> <li>• Male</li> <li>• Non-Binary / Non-Conforming</li> <li>• Other</li> <li>• Prefer Not to State</li> <li>• Transgender Female</li> <li>• Transgender Male</li> </ul>
HomeAddress	<p><b>Type</b> address</p> <p><b>Properties</b> Filter, Nillable</p> <p><b>Description</b> The employee's home address.</p>
HomeCity	<p><b>Type</b> string</p> <p><b>Properties</b> Create, Filter, Group, Nillable, Sort, Update</p> <p><b>Description</b> The city for the employee's home address.</p>
HomeCountry	<p><b>Type</b> string</p>

Field	Details
	<p><b>Properties</b> Create, Filter, Group, Nillable, Sort, Update</p> <p><b>Description</b> The county for the employee's home address.</p>
HomeGeocodeAccuracy	<p><b>Type</b> picklist</p> <p><b>Properties</b> Create, Filter, Group, Nillable, Restricted picklist, Sort, Update</p> <p><b>Description</b> The level of accuracy of an employee's home address geographical coordinates compared with its physical address. A geocoding service typically provides this value based on the address's latitude and longitude coordinates.</p> <p>Possible values are:</p> <ul style="list-style-type: none"> <li>• Address</li> <li>• Block</li> <li>• City</li> <li>• County</li> <li>• ExtendedZip</li> <li>• NearAddress</li> <li>• Neighborhood</li> <li>• State</li> <li>• Street</li> <li>• Unknown</li> <li>• Zip</li> </ul>
HomeLatitude	<p><b>Type</b> double</p> <p><b>Properties</b> Create, Filter, Nillable, Sort, Update</p> <p><b>Description</b> Used with HomeLongitude to specify the precise geolocation of the employee's home address. Acceptable values are numbers between -90 and 90 with up to 15 decimal places.</p>
HomeLongitude	<p><b>Type</b> double</p> <p><b>Properties</b> Create, Filter, Nillable, Sort, Update</p> <p><b>Description</b> Used with HomeLatitude to specify the precise geolocation of the employee's home address. Acceptable values are numbers between -180 and 180 with up to 15 decimal places.</p>

Field	Details
HomePhone	<p><b>Type</b> phone</p> <p><b>Properties</b> Create, Filter, Group, Nillable, Sort, Update</p> <p><b>Description</b> The employee's home phone number.</p>
HomePostalCode	<p><b>Type</b> string</p> <p><b>Properties</b> Create, Filter, Group, Nillable, Sort, Update</p> <p><b>Description</b> The postal code for the employee's home address.</p>
HomeState	<p><b>Type</b> string</p> <p><b>Properties</b> Create, Filter, Group, Nillable, Sort, Update</p> <p><b>Description</b> The state for the employee's home address.</p>
HomeStreet	<p><b>Type</b> textarea</p> <p><b>Properties</b> Create, Filter, Group, Nillable, Sort, Update</p> <p><b>Description</b> The street for the employee's home address.</p>
IndividualId	<p><b>Type</b> reference</p> <p><b>Properties</b> Create, Filter, Group, Nillable, Sort, Update</p> <p><b>Description</b> A reference to the Individual record that this employee is assigned to.</p>
InternalOrganizationUnitId	<p><b>Type</b> reference</p> <p><b>Properties</b> Create, Filter, Group, Nillable, Sort, Update</p> <p><b>Description</b> A reference to the InternalOrganizationUnit this employee is assigned to.</p>

Field	Details
JobProfile	<p><b>Type</b> picklist</p> <p><b>Properties</b> Create, Filter, Group, Nillable, Sort, Update</p> <p><b>Description</b> The employee's job profile at the company.</p>
LastName	<p><b>Type</b> string</p> <p><b>Properties</b> Create, Filter, Group, Sort, Update</p> <p><b>Description</b> Required. The employee's last name.</p>
LastReferencedDate	<p><b>Type</b> dateTime</p> <p><b>Properties</b> Filter, Nillable, Sort</p> <p><b>Description</b> The timestamp for when the current user last viewed a record related to this record.</p>
LastViewedDate	<p><b>Type</b> dateTime</p> <p><b>Properties</b> Filter, Nillable, Sort</p> <p><b>Description</b> The timestamp for when the current user last viewed this record. If this value is null, this record might only have been referenced (LastReferencedDate) and not viewed.</p>
LocationId	<p><b>Type</b> reference</p> <p><b>Properties</b> Create, Filter, Group, Nillable, Sort, Update</p> <p><b>Description</b> A reference to the Location that this employee is assigned to.</p>
ManagerId	<p><b>Type</b> reference</p> <p><b>Properties</b> Create, Filter, Group, Nillable, Sort, Update</p>



Field	Details
	<p><b>Description</b> A reference to the Employee record of the employee's manager.</p>
MiddleName	<p><b>Type</b> string</p> <p><b>Properties</b> Create, Filter, Group, Nillable, Sort, Update</p> <p><b>Description</b> The employee's middle name.</p>
Name	<p><b>Type</b> string</p> <p><b>Properties</b> Autonumber, Defaulted on create, Filter, idLookup, Sort</p> <p><b>Description</b> The Employee record name.</p>
NameSuffix	<p><b>Type</b> string</p> <p><b>Properties</b> Create, Filter, Group, Nillable, Sort, Update</p> <p><b>Description</b> The employee's suffix.</p>
OwnerId	<p><b>Type</b> reference</p> <p><b>Properties</b> Create, Defaulted on create, Filter, Group, Sort, Update</p> <p><b>Description</b> The ID of the user who currently owns this record. Default value is the user logged in to the API to perform the create.</p>
PreferredFirstName	<p><b>Type</b> string</p> <p><b>Properties</b> Create, Filter, Group, Nillable, Sort, Update</p> <p><b>Description</b> The name the employee prefers to be called.</p>
PreferredPronoun	<p><b>Type</b> picklist</p>

Field	Details
	<p><b>Properties</b> Create, Filter, Group, Nillable, Sort, Update</p> <p><b>Description</b> The employee's preferred pronoun.</p> <p>Possible values are:</p> <ul style="list-style-type: none"> <li>• He/Him/His</li> <li>• Other/Ask Me</li> <li>• She/Her/Hers</li> <li>• They/Them/Theirs</li> </ul>
StatusAsOf	<p><b>Type</b> dateTime</p> <p><b>Properties</b> Create, Filter, Sort, Update</p> <p><b>Description</b> Required. Start date of the employee's current status.</p>
StatusEndDate	<p><b>Type</b> dateTime</p> <p><b>Properties</b> Create, Filter, Nillable, Sort, Update</p> <p><b>Description</b> Planned end date for the employee's status.</p>
WorkPhone	<p><b>Type</b> phone</p> <p><b>Properties</b> Create, Filter, Group, Nillable, Sort, Update</p> <p><b>Description</b> The employee's formatted work phone number including country code and extension.</p>
WorkerType	<p><b>Type</b> picklist</p> <p><b>Properties</b> Create, Filter, Group, Restricted picklist, Sort, Update</p> <p><b>Description</b> Required. The type of worker for the employee.</p> <p>Possible values are:</p> <ul style="list-style-type: none"> <li>• Alumnus</li> <li>• Contractor</li> </ul>

Field	Details
	<ul style="list-style-type: none"> <li>Employee</li> <li>Intern</li> </ul>

SEE ALSO:

[Workplace Command Center for Work.com Developer Guide: Extend Work.com with Custom Solutions](#)

## EmployeeCrisisAssessment

Represents a crisis assessment of an Employee. This object is available in API version 48.0 and later.

For Work.com, when an employee responds to a wellness survey, an EmployeeCrisisAssessment record is created based on an employee's answers.

## Supported Calls

`create()`, `delete()`, `describeLayout()`, `describeSObjects()`, `getDeleted()`, `getUpdated()`, `query()`, `retrieve()`, `undelete()`, `update()`, `upsert()`

## Fields

Field	Details
Assessment	<p><b>Type</b> picklist</p> <p><b>Properties</b> Create, Filter, Group, Nillable, Sort, Update</p> <p><b>Description</b> The employee's COVID-19 status at the time of the assessment. Possible values are:</p> <ul style="list-style-type: none"> <li>COVID-19 Immune or Recovered</li> <li>COVID-19 No Symptoms</li> <li>COVID-19 Symptoms or Exposed</li> <li>COVID-19 Test Negative</li> <li>COVID-19 Test Positive</li> <li>Declined</li> </ul>
AssessmentDate	<p><b>Type</b> dateTime</p> <p><b>Properties</b> Create, Filter, Sort, Update</p>

Field	Details
	<p><b>Description</b> The date of the assessment. Required</p>
AssessmentNumber	<p><b>Type</b> string</p> <p><b>Properties</b> Autonumber, Defaulted on create, Filter, idLookup, Sort</p> <p><b>Description</b> The assessment record number.</p>
CrisisId	<p><b>Type</b> reference</p> <p><b>Properties</b> Create, Filter, Group, Nillable, Sort, Update</p> <p><b>Description</b> The Crisis that this assessment is associated with.</p>
EmployeeId	<p><b>Type</b> reference</p> <p><b>Properties</b> Create, Filter, Group, Sort, Update</p> <p><b>Description</b> Required. The Employee that this assessment is associated with.</p>
LastReferencedDate	<p><b>Type</b> dateTime</p> <p><b>Properties</b> Filter, Nillable, Sort</p> <p><b>Description</b> The timestamp for when the current user last viewed a record related to this record.</p>
LastViewedDate	<p><b>Type</b> dateTime</p> <p><b>Properties</b> Filter, Nillable, Sort</p> <p><b>Description</b> The timestamp for when the current user last viewed this record. If this value is null, this record might only have been referenced (LastReferencedDate) and not viewed.</p>
OwnerId	<p><b>Type</b> reference</p>

Field	Details
	<p><b>Properties</b> Create, Defaulted on create, Filter, Group, Sort, Update</p> <p><b>Description</b> The ID of the user who currently owns this record. Default value is the user logged in to the API to perform the create.</p>
SourceAssessment	<p><b>Type</b> string</p> <p><b>Properties</b> Create, Filter, Group, Nillable, Sort, Update</p> <p><b>Description</b> The record in the source system that drove this assessment.</p>
SourceSystem	<p><b>Type</b> string</p> <p><b>Properties</b> Create, Filter, Group, Nillable, Sort, Update</p> <p><b>Description</b> The source system that drove this assessment.</p>

SEE ALSO:

[Workplace Command Center for Work.com Developer Guide: Extend Work.com with Custom Solutions](#)

## EngagementChannelType

Represents a channel through which a customer can be reached for communication. This object is available in API version 48.0 and later.

### Supported Calls

`create()`, `delete()`, `describeLayout()`, `describeObjects()`, `getDeleted()`, `getUpdated()`, `query()`, `retrieve()`, `search()`, `undelete()`, `update()`, `upsert()`

### Fields

Field	Details
ContactPointType	<p><b>Type</b> picklist</p> <p><b>Properties</b> Create, Defaulted on create, Filter, Group, Nillable, Restricted picklist, Sort, Update</p>

Field	Details
	<p><b>Description</b></p> <p>The contact point type of the channel.</p> <p>Possible values are:</p> <ul style="list-style-type: none"> <li>• Email</li> <li>• MailingAddress</li> <li>• Phone</li> <li>• Social</li> <li>• Web</li> </ul>
LastReferencedDate	<p><b>Type</b></p> <p>dateTime</p> <p><b>Properties</b></p> <p>Filter, Nillable, Sort</p> <p><b>Description</b></p> <p>The timestamp for when the current user last viewed a record related to this record.</p>
LastViewedDate	<p><b>Type</b></p> <p>dateTime</p> <p><b>Properties</b></p> <p>Filter, Nillable, Sort</p> <p><b>Description</b></p> <p>The timestamp for when the current user last viewed this record. If this value is null, it's possible that this record was referenced (<code>LastReferencedDate</code>) and not viewed.</p>
Name	<p><b>Type</b></p> <p>string</p> <p><b>Properties</b></p> <p>Create, Filter, Group, idLookup, Sort, Update</p> <p><b>Description</b></p> <p>Required. Name of the communication subscription consent record.</p>
OwnerId	<p><b>Type</b></p> <p>reference</p> <p><b>Properties</b></p> <p>Create, Defaulted on create, Filter, Group, Sort, Update</p> <p><b>Description</b></p> <p>The ID of the account owner associated with this customer.</p>

## Associated Objects

This object has the following associated objects. Unless noted, they are available in the same API version as this object.

### EngagementChannelTypeFeed

Feed tracking is available for the object.

### EngagementChannelTypeHistory

History is available for tracked fields of the object.

### EngagementChannelTypeOwnerSharingRule

Sharing rules are available for the object.

### EngagementChannelTypeShare

Sharing is available for the object.

## EmbeddedServiceLabel

---

Represents a customized label in Embedded Chat or embedded Appointment Management. This object is available in API version 44.0 and later.

## Supported SOAP Calls

`describeSObjects()`, `query()`

## Supported REST HTTP Methods

GET

## Fields

Field	Details
CustomLabelName	<p><b>Type</b> string</p> <p><b>Properties</b> Filter, Group, Nillable, Sort</p> <p><b>Description</b> The developer name for the custom label.</p>
DurableId	<p><b>Type</b> string</p> <p><b>Properties</b> Filter, Group, Nillable, Sort</p> <p><b>Description</b> The unique name containing <code>EmbeddedServiceConfig.labelKey</code>.</p>

Field	Details
EmbeddedServiceConfigDeveloperName	<p><b>Type</b> string</p> <p><b>Properties</b> Filter, Group, Nillable, Sort</p> <p><b>Description</b> Developer name for the EmbeddedServiceConfig.</p>
LabelKey	<p><b>Type</b> picklist</p> <p><b>Properties</b> Filter, Group, Nillable, Restricted picklist, Sort</p> <p><b>Description</b> The type of label for this embedded component. The value corresponds to the label within a label group (substate of chat state or page type).</p>

## EnhancedLetterhead

Represents an enhanced letterhead that can be associated with a Lightning email template that doesn't use the Salesforce Merge Language (SML). This object is available in API version 46.0 and later.

### Supported Calls

`create()`, `delete()`, `describeSObjects()`, `describeLayout()`, `getDeleted()`, `getUpdated()`, `query()`, `retrieve()`, `search()`, `undelete()`, `update()`, `upsert()`

### Fields

Field	Details
Description	<p><b>Type</b> string</p> <p><b>Properties</b> Create, Filter, Group, Nillable, Sort, Update</p> <p><b>Description</b> Description of the contents of the header and footer.</p>
LastReferencedDate	<p><b>Type</b> dateTime</p> <p><b>Properties</b> Filter, Nillable, Sort</p>



Field	Details
	<p><b>Description</b> Date and time when this enhanced letterhead was last used.</p>
LastViewedDate	<p><b>Type</b> dateTime</p> <p><b>Properties</b> Filter, Nillable, Sort</p> <p><b>Description</b> Date and time when this enhanced letterhead was last viewed.</p>
LetterheadFooter	<p><b>Type</b> textarea</p> <p><b>Properties</b> Create, Nillable, Update</p> <p><b>Description</b> The contents of the enhanced letterhead's footer.</p>
LetterheadHeader	<p><b>Type</b> textarea</p> <p><b>Properties</b> Create, Nillable, Update</p> <p><b>Description</b> The contents of the enhanced letterhead's header.</p>
Name	<p><b>Type</b> string</p> <p><b>Properties</b> Create, Filter, Group, idLookup, Sort, Update</p> <p><b>Description</b> The name of the enhanced letterhead, such as Standard Company Letterhead.</p>

## Associated Objects

This object has the following associated objects. Unless noted, they are available in the same API version as this object.

### [EnhancedLetterheadFeed](#)

Feed tracking is available for the object.

## Entitlement

Represents the customer support an account or contact is eligible to receive. This object is available in API version 18.0 and later. Entitlements may be based on an asset, product, or service contract.

## Supported Calls

`create()`, `delete()`, `describeLayout()`, `getDeleted()`, `getUpdated()`, `query()`, `retrieve()`, `search()`, `undelete()`, `update()`, `upsert()`

## Fields

Field	Details
AccountId	<p><b>Type</b> reference</p> <p><b>Properties</b> Create, Filter, Group, Sort</p> <p><b>Description</b> ID of the Account associated with the entitlement.</p>
AssetId	<p><b>Type</b> reference</p> <p><b>Properties</b> Filter, Group, Nillable, Sort</p> <p><b>Description</b> Required. ID of the Asset associated with the entitlement. Must be a valid asset ID.</p>
BusinessHoursId	<p><b>Type</b> reference</p> <p><b>Properties</b> Filter, Group, Nillable, Sort</p> <p><b>Description</b> Required. ID of the BusinessHours associated with the entitlement. Must be a valid business hours ID.</p>
CasesPerEntitlement	<p><b>Type</b> int</p> <p><b>Properties</b> Filter, Group, Nillable, Sort</p> <p><b>Description</b> The total number of cases the entitlement supports.  This field is only available if <code>IsPerIncident</code> is <code>true</code>.</p>
ContractLineItemId	<p><b>Type</b> reference</p> <p><b>Properties</b> Filter, Group, Nillable, Sort</p>

Field	Details
	<p><b>Description</b> Required. ID of the ContractLineItem associated with the entitlement. Must be a valid ID.</p>
EndDate	<p><b>Type</b> date</p> <p><b>Properties</b> Create, Filter, Nillable, Update</p> <p><b>Description</b> The last day the entitlement is in effect.</p>
IsPerIncident	<p><b>Type</b> boolean</p> <p><b>Properties</b> Defaulted on create, Filter, Update</p> <p><b>Description</b> Indicates whether the entitlement is limited to supporting a specific number of cases (<code>true</code>) or not (<code>false</code>).</p>
LastReferencedDate	<p><b>Type</b> date</p> <p><b>Properties</b> Filter, Nillable, Sort, Update</p> <p><b>Description</b> The timestamp for when the current user last viewed a record related to this record.</p>
LastViewedDate	<p><b>Type</b> date</p> <p><b>Properties</b> Filter, Nillable, Sort, Update</p> <p><b>Description</b> The timestamp for when the current user last viewed this record. If this value is null, this record might only have been referenced (<code>LastReferencedDate</code>) and not viewed.</p>
Name	<p><b>Type</b> string</p> <p><b>Properties</b> Create, Filter, Update</p> <p><b>Description</b> Required. Name of the entitlement.</p>

Field	Details
SvcApptBookingWindowsId	<p><b>Type</b> reference</p> <p><b>Properties</b> Create, Filter, Group, Sort, Nillable, Update</p> <p><b>Description</b> The operating hours that the entitlement's work orders should respect. The label in the user interface is <code>Operating Hours</code>. Available only if Field Service Lightning is enabled.</p>
RemainingCases	<p><b>Type</b> int</p> <p><b>Properties</b> Create, Filter, Nillable, Update</p> <p><b>Description</b> The number of cases the entitlement can support. This field decreases in value by one each time a case is created with the entitlement.  This field is only available if <code>IsPerIncident</code> is selected.</p>
ServiceContractId	<p><b>Type</b> reference</p> <p><b>Properties</b> Create, Filter, Nillable, Update</p> <p><b>Description</b> Required. ID of the ServiceContract associated with the entitlement. Must be a valid ID.</p>
SlaProcessId	<p><b>Type</b> reference</p> <p><b>Properties</b> Create, Filter, Nillable, Update</p> <p><b>Description</b> ID of the SlaProcess associated with the entitlement. This field is available in version 19.0 and later.</p>
StartDate	<p><b>Type</b> date</p> <p><b>Properties</b> Create, Filter, Nillable, Update</p> <p><b>Description</b> The first date the entitlement is in effect.</p>

Field	Details
Status	<p><b>Type</b> picklist</p> <p><b>Properties</b> Filter, Nillable</p> <p><b>Description</b> Status of the entitlement, such as <code>Expired</code>.</p>
SvcApptBookingWindows	<p><b>Type</b> reference</p> <p><b>Properties</b> Create, Filter, Group, Sort, Nillable, Update</p> <p><b>Description</b> The operating hours of the entitlement. This field is visible only if Field Service Lightning is enabled.</p>
Type	<p><b>Type</b> picklist</p> <p><b>Properties</b> Create, Defaulted on create, Filter, Nillable, Update</p> <p><b>Description</b> The type of entitlement, such as Web or phone support.</p>

## Associated Objects

This object has the following associated objects. Unless noted, they are available in the same API version as this object.

### EntitlementFeed (API version 23.0)

Feed tracking is available for the object.

### EntitlementHistory

History is available for tracked fields of the object.

SEE ALSO:

[EntitlementContact](#)

[SlaProcess](#)

## EntitlementContact

Represents a Contact eligible to receive customer support via an Entitlement. This object is available in API version 18.0 and later.

## Supported Calls

`create()`, `delete()`, `describeSObjects()`, `getDeleted()`, `getUpdated()`, `query()`, `retrieve()`, `undelete()`

## Fields

Field	Details
ContactId	<p><b>Type</b> reference</p> <p><b>Properties</b> Create, Filter, Group, Sort</p> <p><b>Description</b> Required. ID of the Contact associated with the entitlement. Must be a valid ID.</p>
EntitlementId	<p><b>Type</b> reference</p> <p><b>Properties</b> Create, Filter</p> <p><b>Description</b> Required. ID of the Entitlement associated with the entitlement contact. Must be a valid ID.</p>
IsDeleted	<p><b>Type</b> boolean</p> <p><b>Properties</b> Defaulted on create, Filter</p> <p><b>Description</b> Indicates whether the object has been moved to the Recycle Bin (<code>true</code>) or not (<code>false</code>). Label is <b>Deleted</b>.</p>
Name	<p><b>Type</b> string</p> <p><b>Properties</b> Autonumber, Defaulted on create, Filter, idLookup, Nillable</p> <p><b>Description</b> Required. Name of the entitlement contact.</p>

## Usage

Use to query and manage entitlement contacts.

SEE ALSO:

[Entitlement](#)

## EntitlementTemplate

---

Represents predefined terms of customer support for a product (Product2). This object is available in API version 18.0 and later.

## Supported Calls

`create()`, `delete()`, `describeSObjects()`, `query()`, `retrieve()`, `update()`, `upsert()`

## Special Access Rules

As of Summer '20 and later, only Salesforce admins, users with access to the Case, Entitlement, or Work Order objects, and users with the View Setup and Configuration permission can access this object.

## Fields

Field	Details
<code>BusinessHoursId</code>	<p><b>Type</b> reference</p> <p><b>Properties</b> Create, Filter, Nillable, Update</p> <p><b>Description</b> ID of the BusinessHours associated with the entitlement template. Must be a valid business hours ID.</p>
<code>CasesPerEntitlement</code>	<p><b>Type</b> int</p> <p><b>Properties</b> Create, Filter, Nillable, Update</p> <p><b>Description</b> The total number of cases the entitlement template supports. This field is only available if <code>IsPerIncident</code> is <code>true</code>.</p>
<code>IsPerIncident</code>	<p><b>Type</b> boolean</p>

Field	Details
	<p><b>Properties</b> Create, Defaulted on create, Filter, Update</p> <p><b>Description</b> Indicates whether the entitlement template is limited to supporting a specific number of cases (<code>true</code>) or not (<code>false</code>).</p>
Name	<p><b>Type</b> string</p> <p><b>Properties</b> Create, Filter, idLookup, Update</p> <p><b>Description</b> Required. Name of the entitlement template.</p>
NamespacePrefix	<p><b>Type</b> string</p> <p><b>Properties</b> Filter, Group, Nillable, Sort</p> <p><b>Description</b> The namespace prefix that is associated with this object. Each Developer Edition org that creates a managed package has a unique namespace prefix. Limit: 15 characters. You can refer to a component in a managed package by using the <b><code>namespacePrefix__componentName</code></b> notation.</p> <p>The namespace prefix can have one of the following values.</p> <ul style="list-style-type: none"> <li>In Developer Edition orgs, <code>NamespacePrefix</code> is set to the namespace prefix of the org for all objects that support it, unless an object is in an installed managed package. In that case, the object has the namespace prefix of the installed managed package. This field's value is the namespace prefix of the Developer Edition org of the package developer.</li> <li>In orgs that are not Developer Edition orgs, <code>NamespacePrefix</code> is set only for objects that are part of an installed managed package. All other objects have no namespace prefix.</li> </ul> <p>Available in version 34.0 and later.</p>
SlaProcessId	<p><b>Type</b> reference</p> <p><b>Properties</b> Create, Filter, Nillable, Update</p> <p><b>Description</b> ID of the SlaProcess associated with the entitlement template. This field is available in API version 19.0 and later.</p>



Field	Details
Term	<p><b>Type</b> int</p> <p><b>Properties</b> Create, Defaulted on create, Filter, Nillable, Update</p> <p><b>Description</b> Number of days that the entitlement template is valid.</p>
Type	<p><b>Type</b> picklist</p> <p><b>Properties</b> Create, Filter, Nillable, Update</p> <p><b>Description</b> The type of entitlement template, such as Web or phone support.</p>

## Usage

Use this object to manage entitlement templates.

## EntityHistory

Represents historical information about an object's changed field values. This object is only available to users with the "View All Data" permission. This object is unavailable beginning with API version 8.0. Use the object-specific [History](#) objects instead.

## Supported Calls

`describeSObjects()`, `getUpdated()`, `getDeleted()`, `query()`, `retrieve()`

## Fields

Field	Details
FieldName	<p><b>Type</b> picklist</p> <p><b>Properties</b> Filter, Restricted picklist</p> <p><b>Description</b> ID of the standard or custom field.</p>
IsDeleted	<p><b>Type</b> boolean</p>

Field	Details
	<p><b>Properties</b> Defaulted on create, Filter</p> <p><b>Description</b> Indicates whether the object has been moved to the Recycle Bin (<code>true</code>) or not (<code>false</code>). Label is <b>Deleted</b>.</p>
NewValue	<p><b>Type</b> anyType</p> <p><b>Properties</b> Nillable</p> <p><b>Description</b> New value of the modified field.</p>
OldValue	<p><b>Type</b> anyType</p> <p><b>Properties</b> Nillable</p> <p><b>Description</b> Previous value of the modified field.</p>
ParentId	<p><b>Type</b> reference</p> <p><b>Properties</b> Filter</p> <p><b>Description</b> ID of the object that contains the field.</p>
ParentObjectType	<p><b>Type</b> picklist</p> <p><b>Properties</b> Filter, Restricted picklist</p> <p><b>Description</b> The kind of object that contains the field.</p>

## Usage

In API version 7.0 and later, this object works with Case, Contract, and Solution objects:

- This object is always read-only in the online application.
- When a field is modified, this object records both the old and new field values. There are exceptions to this behavior for certain fields such as long text areas and multi-select picklists. These fields appear in this object to indicate that the field was changed, but the old and new values are not recorded.

- Two rows are added to this object when foreign key fields change. One row contains the foreign key object names that display in the online application. For example, “Jane Doe” is recorded as the name of a contact. The other row contains the actual foreign key ID that is only returned to and visible from the API.
- Up to a total of twenty fields (standard or custom) can be tracked for a given object.
- In the online application, you can specify which fields are tracked or not tracked at any time.
- As soon as tracking is turned on for a field, all changes to its value are recorded in the database.
- Turning off tracking for a field stops further changes from being recorded, but the history data is not deleted.
- Be advised that deleting a custom field also permanently deletes the history data for that custom field.

## EntityMilestone

---

Represents a required step in a customer support process on a work order. The Salesforce user interface uses the term “object milestone.” This object is available in API version 37.0 and later.

 **Note:** Milestones on cases use the [CaseMilestone](#) object type.


## Supported Calls



`delete()`, `describeSObjects()`, `getDeleted()`, `getUpdated()`, `query()`, `retrieve()`, `undelete()`, `update()`

## Special Access Rules

- As of Summer '20 and later, only Salesforce admins, users with access to the Case, Entitlement, or Work Order objects, and users with the View Setup and Configuration permission can access this object.
- Entitlement management must be enabled.
- Work orders or Field Service Lightning must be enabled.




## Fields

Field Name	Details
<code>ActualElapsedTimeInDays</code>	<p><b>Type</b> double</p> <p><b>Properties</b> Filter, Nillable, Sort</p> <p><b>Description</b> The number of days that it took to complete a milestone. (Elapsed Time) – (Stopped Time) = (Actual Elapsed Time)</p> <p> <b>Note:</b> To display this field, select <b>Enable stopped time and actual elapsed time</b> on the Entitlement Settings page and add the field to the object milestone page layout.</p>

Field Name	Details
ActualElapsedTimeInHrs	<p><b>Type</b> double</p> <p><b>Properties</b> Filter, Nillable, Sort</p> <p><b>Description</b> The number of hours that it took to complete a milestone. (Elapsed Time) – (Stopped Time) = (Actual Elapsed Time)</p> <p> <b>Note:</b> To display this field, select <b>Enable stopped time and actual elapsed time</b> on the Entitlement Settings page and add the field to the object milestone page layout.</p>
ActualElapsedTimeInMins	<p><b>Type</b> int</p> <p><b>Properties</b> Filter, Group, Nillable, Sort</p> <p><b>Description</b> The number of minutes that it took to complete a milestone. (Elapsed Time) – (Stopped Time) = (Actual Elapsed Time)</p> <p> <b>Note:</b> To display this field, select <b>Enable stopped time and actual elapsed time</b> on the Entitlement Settings page and add the field to the object milestone page layout.</p>
BusinessHoursId	<p><b>Type</b> reference</p> <p><b>Properties</b> Filter, Group, Nillable, Sort</p> <p><b>Description</b> The business hours on the milestone. If business hours aren't specified, the entitlement process business hours are used. If business hours are also not specified on the entitlement process, the business hours on the record are used.</p>
CompletionDate	<p><b>Type</b> dateTime</p> <p><b>Properties</b> Filter, Nillable, Sort, Update</p> <p><b>Description</b> The date and time the milestone was completed.</p>
CurrencyIsoCode	<p><b>Type</b> picklist</p> <p><b>Properties</b> Create, Defaulted on create, Filter, Group, Nillable, Restricted picklist, Sort, Update</p>

Field Name	Details
	<p><b>Description</b></p> <p>Available only for orgs with the multicurrency feature enabled. Contains the ISO code for any currency allowed by the organization.</p>
ElapsedTimeInDays	<p><b>Type</b></p> <p>double</p> <p><b>Properties</b></p> <p>Filter, Nillable, Sort</p> <p><b>Description</b></p> <p>The number of days it took to complete a milestone, including time during which the milestone was stopped. Automatically calculated to include the business hours on the record. Elapsed time is calculated only after the Completion Date field is populated. (Elapsed Time) – (Stopped Time) = (Actual Elapsed Time).</p>
ElapsedTimeInHrs	<p><b>Type</b></p> <p>double</p> <p><b>Properties</b></p> <p>Filter, Nillable, Sort</p> <p><b>Description</b></p> <p>The number of hours it took to complete a milestone, including time during which the milestone was stopped. Automatically calculated to include the business hours on the record. Elapsed time is calculated only after the Completion Date field is populated. (Elapsed Time) – (Stopped Time) = (Actual Elapsed Time).</p>
ElapsedTimeInMins	<p><b>Type</b></p> <p>int</p> <p><b>Properties</b></p> <p>Filter, Group, Nillable, Sort</p> <p><b>Description</b></p> <p>The number of minutes it took to complete a milestone, including time during which the milestone was stopped. Automatically calculated to include the business hours on the record. Elapsed time is calculated only after the Completion Date field is populated. (Elapsed Time) – (Stopped Time) = (Actual Elapsed Time).</p>
IsCompleted	<p><b>Type</b></p> <p>boolean</p> <p><b>Properties</b></p> <p>Defaulted on create, Filter, Group, Sort</p> <p><b>Description</b></p> <p>Icon (✔) that indicates a milestone completion.</p>
IsViolated	<p><b>Type</b></p> <p>boolean</p>

Field Name	Details
	<p><b>Properties</b> Defaulted on create, Filter, Group, Sort</p> <p><b>Description</b> Icon (🚫) that indicates a milestone violation.</p>
MilestoneTypeId	<p><b>Type</b> reference</p> <p><b>Properties</b> Filter, Group, Nillable, Sort</p> <p><b>Description</b> The ID of the milestone (for instance, First Response).</p>
Name	<p><b>Type</b> string</p> <p><b>Properties</b> Filter, Group, Sort, Update</p> <p><b>Description</b> The name of the milestone.</p>
ParentEntityId	<p><b>Type</b> reference</p> <p><b>Properties</b> Filter, Group, Sort</p> <p><b>Description</b> The ID of the record—for example, a work order—that contains the milestone.</p>
SlaProcessId	<p><b>Type</b> reference</p> <p><b>Properties</b> Filter, Group, Nillable, Sort</p> <p><b>Description</b> The entitlement process associated with the milestone.</p>
StartDate	<p><b>Type</b> dateTime</p> <p><b>Properties</b> Filter, Nillable, Sort, Update</p> <p><b>Description</b> The date and time that milestone tracking started.</p>

Field Name	Details
StoppedTimeInDays	<p><b>Type</b> double</p> <p><b>Properties</b> Filter, Nillable, Sort</p> <p><b>Description</b> The number of days that an agent has been blocked from completing a milestone. For example, an agent may be waiting for a customer to reply with more information.</p> <p> <b>Note:</b> To display this field, select <b>Enable stopped time and actual elapsed time</b> on the Entitlement Settings page and add the field to the object milestone page layout.</p>
StoppedTimeInHrs	<p><b>Type</b> double</p> <p><b>Properties</b> Filter, Nillable, Sort</p> <p><b>Description</b> The number of hours that an agent has been blocked from completing a milestone. For example, an agent may be waiting for a customer to reply with more information.</p> <p> <b>Note:</b> To display this field, select <b>Enable stopped time and actual elapsed time</b> on the Entitlement Settings page and add the field to the object milestone page layout.</p>
StoppedTimeInMins	<p><b>Type</b> int</p> <p><b>Properties</b> Filter, Group, Nillable, Sort</p> <p><b>Description</b> The number of minutes that an agent has been blocked from completing a milestone. For example, an agent may be waiting for a customer to reply with more information.</p> <p> <b>Note:</b> To display this field, select <b>Enable stopped time and actual elapsed time</b> on the Entitlement Settings page and add the field to the object milestone page layout.</p>
TargetDate	<p><b>Type</b> dateTime</p> <p><b>Properties</b> Filter, Nillable, Sort</p> <p><b>Description</b> The date and time to complete the milestone.</p>

Field Name	Details
TargetResponseInDays	<p><b>Type</b> double</p> <p><b>Properties</b> Filter, Nillable, Sort</p> <p><b>Description</b> The number of days to complete the milestone. Automatically calculated to include the business hours on the record.</p>
TargetResponseInHrs	<p><b>Type</b> double</p> <p><b>Properties</b> Filter, Nillable, Sort</p> <p><b>Description</b> The number of hours to complete the milestone. Automatically calculated to include the business hours on the record.</p>
TargetResponseInMins	<p><b>Type</b> int</p> <p><b>Properties</b> Filter, Group, Nillable, Sort</p> <p><b>Description</b> The number of minutes to complete the milestone. Automatically calculated to include the business hours on the record.</p>
TimeRemainingInDays	<p><b>Type</b> string</p> <p><b>Properties</b> Filter, Nillable, Sort</p> <p><b>Description</b> The days that remain before a milestone violation. Automatically calculated to include the business hours on the record.</p>
TimeRemainingInHrs	<p><b>Type</b> string</p> <p><b>Properties</b> Filter, Group, Nillable, Sort</p> <p><b>Description</b> The hours that remain before a milestone violation. Automatically calculated to include the business hours on the record.</p>
TimeRemainingInMins	<p><b>Type</b> string</p>



Field Name	Details
	<p><b>Properties</b> Group, Nillable, Sort</p> <p><b>Description</b> The minutes that remain before a milestone violation. Automatically calculated to include the business hours on the record.</p>
TimeSinceTargetInDays	<p><b>Type</b> string</p> <p><b>Properties</b> Filter, Nillable, Sort</p> <p><b>Description</b> The days that have elapsed since a milestone violation. Automatically calculated to include the business hours on the record.</p>
TimeSinceTargetInHrs	<p><b>Type</b> string</p> <p><b>Properties</b> Filter, Nillable, Sort</p> <p><b>Description</b> The hours that have elapsed since a milestone violation. Automatically calculated to include the business hours on the record.</p>
TimeSinceTargetInMins	<p><b>Type</b> string</p> <p><b>Properties</b> Group, Nillable, Sort</p> <p><b>Description</b> The minutes that have elapsed since a milestone violation. Automatically calculated to include the business hours on the record.</p>

## Usage

When you create an entitlement process, you select its type based on the type of record that you want the process to run on: Case or Work Order. Processes created before Summer '16 use the Case type. When a Work Order entitlement process runs on a work order, the resulting milestones on the work order are object milestones. Conversely, when a Case entitlement process runs on a case, the resulting milestones are case milestones, a separate standard object.



**Tip:** If an entitlement has an entitlement process associated with it, don't use the entitlement for multiple types of support records. An entitlement process works only on records that match the process's type. For example, when a Case entitlement process is applied to an entitlement, the process runs only on cases associated with that entitlement. If a work order is also associated with the entitlement, the process doesn't run on the work order. To ensure that the milestones you set up work as expected, associate a customer's work orders and cases with different entitlements.

Customize page layouts, validation rules, and more for object milestones from the Object Milestones node in Setup under Entitlement Management.

## Associated Objects

This object has the following associated objects. Unless noted, they are available in the same API version as this object.

### EntityMilestoneFeed

Feed tracking is available for the object.

### EntityMilestoneHistory

History is available for tracked fields of the object.

## EntitySubscription

---

Represents a subscription for a user following a record or another user. This object is available in API version 34.0 and later.

A user can subscribe to a record or to another user. Changes to the record and updates from the users are displayed in the Chatter feed on the user's home page, which is a useful way to stay up-to-date with other users and with changes made to records in Salesforce.

Feeds are available in API version 18.0 and later.

## Supported Calls

`create()`, `delete()`, `describeObjects()`, `getDeleted()`, `getUpdated()`, `query()`, `retrieve()`

## Fields

Field	Details
NetworkId	<p><b>Type</b> reference</p> <p><b>Properties</b> Create, Filter, Group, Nillable, Sort</p> <p><b>Description</b> ID of the <a href="#">community</a> that this file originated from. This field is available in API version 26.0 and later, if Salesforce Communities is enabled for your organization.</p>
ParentId	<p><b>Type</b> reference</p> <p><b>Properties</b> Create, Filter, Group, Sort</p> <p><b>Description</b> Required. ID of the record or user which the user is following.</p>
SubscriberId	<p><b>Type</b> reference</p>

Field	Details
	<p><b>Properties</b> Create, Filter, Group, Sort</p> <p><b>Description</b> Required. ID of the User who is following the record or user.</p>

## Usage

Consider this when following records and users:

- Users can only follow records that they can see.
- Users can see which records other users are following, unless they don't have access to the records.
- Administrators and users with the "Modify All Users" permission can configure a user to follow records that the user has read access to.
- Administrators and users with the "Modify All Users" permission can configure users to stop following records.
- Following topics is available in API version 29.0 and later. For this reason, a topic ID is now a supported value for the `ParentId` field.
- If you deactivate a user, any `EntitySubscription` where the user is associated with the `ParentId` or `SubscriberId` field, meaning all subscriptions both to and from the user, are soft deleted. If the user is reactivated, the subscriptions are restored. However, if you deactivate multiple users at once and these users follow each other, their subscriptions are hard deleted. In this case, the user-to-user `EntitySubscription` is deleted twice (double deleted). Such subscriptions can't be restored upon user reactivation.

When using `query()` with `EntitySubscription`,

- Note the following SOQL restriction. No SOQL limit if logged-in user has "View All Data" permission. If not, specify a `LIMIT` clause of 1,000 records or fewer.
- A query using a `WHERE` clause can only filter by fields on the `EntitySubscription` object.
- If user sharing is enabled and the querying user is not an administrator, a SOQL query must be constrained either by the `ParentId` or `SubscriberId`. Otherwise, the query behavior at run time is undefined, meaning the result set can be incomplete or inconsistent from invocation to invocation. For an unconstrained query, the sharing check limits imposed on a non-administrative user are likely to be exceeded before the query completes, because access checks are run against both parent and subject, for each row of the result set. We recommend using the Connect REST API to query `EntitySubscription` data instead of running a SOQL query.
- Users without the "View All Data" permission
  - Need read access on the object associated with the `ParentId` field to see which users are following records for the object.
  - Can use an `ORDER BY` clause in a query only to order by fields on the `EntitySubscription` object. For example, if the subscription relates to an `Account` record, the query can `ORDER BY ParentId`, but it can't `ORDER BY Account.Name`.
  - Don't always get all matching subscriptions when running a query. For these users, a query evaluates visibility criteria on a maximum of 500 records to reduce the prospect of long-running queries. If a user runs a query to see the CEO's subscriptions, it might scan a large number of records. The query only returns matches within the first 500 records scanned. It is possible that there are more subscriptions that are visible to the user, but they are not returned. To mitigate this, we recommend using a `WHERE` clause, if possible, to reduce the scope of the query.

## Sample—SOQL

The following SOQL query returns subscriptions for all the accounts that a subscriber is following that have more than 10 employees:

```
SELECT Id
FROM EntitySubscription
WHERE SubscriberId = '005U0000000Rg2CIAS'
AND ParentId IN (
  SELECT Id FROM Account
  WHERE NumberOfEmployees > 10
)
LIMIT 200
```

SEE ALSO:

[Custom Object\\_\\_Feed](#)

## Expense

---

Represents an expense linked to a work order. Service resource technicians can log expenses, such as tools or travel costs. This object is available in API version 49.0 and later.

## Supported Calls

`create()`, `delete()`, `describeLayout()`, `describeSObjects()`, `getDeleted()`, `getUpdated()`, `query()`, `retrieve()`, `search()`, `undelete()`, `update()`, `upsert()`

## Fields

Field	Details
AccountId	<p><b>Type</b> reference</p> <p><b>Properties</b> Create, Filter, Group, Nillable, Sort, Update</p> <p><b>Description</b> The ID of the account associated with the linked work order.</p>
Amount	<p><b>Type</b> currency</p> <p><b>Properties</b> Create, Filter, Sort, Update</p> <p><b>Description</b> The amount of the expense.</p>

Field	Details
ExpenseEndDate	<p><b>Type</b> date</p> <p><b>Properties</b> Create, Filter, Group, Nillable, Sort, Update</p> <p><b>Description</b> If the expense was incurred over multiple days, the Expense End Date is the last day that the expense covers.</p>
ExpenseNumber	<p><b>Type</b> string</p> <p><b>Properties</b> Autonumber, Defaulted on create, Filter, idLookup, Sort</p> <p><b>Description</b> Number that uniquely identifies the expense.</p>
ExpenseStartDate	<p><b>Type</b> date</p> <p><b>Properties</b> Create, Filter, Group, Nillable, Sort, Update</p> <p><b>Description</b> If the expense was incurred over multiple days, the Expense Start Date is the first day that the expense covers.</p>
ExpenseType	<p><b>Type</b> picklist</p> <p><b>Properties</b> Create, Defaulted on create, Filter, Group, Nillable, Sort, Update</p> <p><b>Description</b> The type of expense. Possible values are:</p> <ul style="list-style-type: none"> <li>• Billable</li> <li>• Non-Billable</li> </ul> <p>The default value is Billable.</p>
LastReferencedDate	<p><b>Type</b> dateTime</p> <p><b>Properties</b> Filter, Nillable, Sort</p> <p><b>Description</b> The timestamp for when the current user last viewed a record related to this record.</p>

Field	Details
LastViewedDate	<p><b>Type</b> dateTime</p> <p><b>Properties</b> Filter, Nillable, Sort</p> <p><b>Description</b> The timestamp for when the current user last viewed this record. If this value is null, this record might only have been referenced (LastReferencedDate) and not viewed.</p>
OwnerId	<p><b>Type</b> reference</p> <p><b>Properties</b> Create, Defaulted on create, Filter, Group, Sort, Update</p> <p><b>Description</b> The ID of the user who owns the expense record.</p>
TransactionDate	<p><b>Type</b> date</p> <p><b>Properties</b> Create, Filter, Group, Sort, Update</p> <p><b>Description</b> The day that the expense was incurred, or the payment date for the expense.</p>
WorkOrderId	<p><b>Type</b> reference</p> <p><b>Properties</b> Create, Filter, Group, Nillable, Sort, Update</p> <p><b>Description</b> The ID of the work order associated with the expense.</p>

## Associated Objects

This object has the following associated objects. Unless noted, they are available in the same API version as this object.

### [ExpenseFeed](#)

Feed tracking is available for the object.

### [ExpenseHistory](#)

History is available for tracked fields of the object.

### [ExpenseOwnerSharingRule](#)

Sharing rules are available for the object.

### [ExpenseShare](#)

Sharing is available for the object.

# EnvironmentHubMember

---

Represents a member organization in the Environment Hub. This object is available in API version 29.0 and later.




**Note:** You can only create 20 member orgs per day. If you need to create additional orgs, log a case in the Partner Community.

## Supported Calls

`delete()`, `describeLayout()`, `describeSObjects()`, `getDeleted()`, `getUpdated()`, `query()`, `retrieve()`, `undelete()`, `update()`

## Fields

Field Name	Details
Description	<p><b>Type</b> textarea</p> <p><b>Properties</b> Nillable, Update</p> <p><b>Description</b> A brief description of this org.</p>
DisplayName	<p><b>Type</b> string</p> <p><b>Properties</b> Filter, Group, Nillable, Sort, Update</p> <p><b>Description</b> The name that the user has specified for this member org.</p>
EnvironmentHubId	<p><b>Type</b> reference</p> <p><b>Properties</b> Filter, Group, Nillable, Sort, Update</p> <p><b>Description</b> The Org ID of this member's Environment Hub org.</p>
Instance	<p><b>Type</b> String</p> <p><b>Properties</b> Filter, Group, Nillable, Sort</p> <p><b>Description</b> Name of the instance where the Environment Hub member org resides.</p>

Field Name	Details
IsFedIdSsoMatchAllowed	<p><b>Type</b> boolean</p> <p><b>Properties</b> Defaulted on create, Filter, Group, Sort, Update</p> <p><b>Description</b> Indicates if single sign-on has been enabled based on matching Federation ID. The default value is <code>false</code>.</p>
IsSandbox	<p><b>Type</b> boolean</p> <p><b>Properties</b> Defaulted on create, Filter, Group, Sort, Update</p> <p><b>Description</b> Indicates if the member org is a sandbox (<code>true</code>) or not (<code>false</code>). This field is available in API version 36.0 and later.</p>
MemberEntity	<p><b>Type</b> string</p> <p><b>Properties</b> Filter, Group, idLookup, Sort</p> <p><b>Description</b> The unique Org ID of the member org for this record.</p>
MemberType	<p><b>Type</b> picklist</p> <p><b>Properties</b> Filter, Group, Nillable, Restricted picklist, Sort</p> <p><b>Description</b> The type of member org for this record. Possible values include <code>Branch Org</code>, <code>Patch Org</code>, <code>Release Org</code>, <code>Sandbox Org</code>, <code>Trialforce Management Org</code>, and <code>Trialforce Source Org</code>.</p> <p> <b>Note:</b> Only one member type at a time is stored. Member type is determined according to this hierarchy: (1) Sandbox, (2) Release, (3) Trialforce Source Org (TSO), (4) Patch, (5) Branch, and (6) Trialforce Management Org (TMO). For example, if an org is both a sandbox and a TMO, the value of <code>MemberType</code> is <code>Sandbox Org</code>.</p>
Name	<p><b>Type</b> string</p> <p><b>Properties</b> Defaulted on create, Filter, idLookup, Sort</p>



Field Name	Details
	<p><b>Description</b> The name of the member org for this record.</p>
OrgEdition	<p><b>Type</b> picklist</p> <p><b>Properties</b> Filter, Group, Nillable, Restricted picklist, Sort</p> <p><b>Description</b> The org's edition, for example, Enterprise Edition or Unlimited Edition.</p>
OrgStatus	<p><b>Type</b> picklist</p> <p><b>Properties</b> Filter, Group, Nillable, Restricted picklist, Sort</p> <p><b>Description</b> The licensing or creation status of this org. Possible values include <code>Active</code>, <code>Demo</code>, <code>Deleted</code>, <code>Free</code>, <code>Inactive</code>, and <code>Trial</code>.</p>
Origin	<p><b>Type</b> picklist</p> <p><b>Properties</b> Filter, Group, Nillable, Restricted picklist, Sort, Update</p> <p><b>Description</b> The method by which this org was added to the Environment Hub. Possible values are <code>autoDiscovered</code>, <code>userAdded</code>, and <code>provisioned</code>.</p>
SSOMappedUsers	<p><b>Type</b> int</p> <p><b>Properties</b> Filter, Group, Nillable, Sort</p> <p><b>Description</b> The total number of mapped users in this member org. This field is available in API version 36.0 and later.</p>
ServiceProviderId	<p><b>Type</b> reference</p> <p><b>Properties</b> Filter, Group, Nillable, Sort, Update</p> <p><b>Description</b> The ID of the service provider for this member org. This field is available in API version 36.0 and later.</p>

Field Name	Details
ShouldAddRelatedOrgs	<p><b>Type</b> picklist</p> <p><b>Properties</b> Filter, Group, Nillable, Restricted picklist, Sort, Update</p> <p><b>Description</b> Status of the connection of related orgs to the hub. Possible values are <code>done</code>, <code>notRequested</code>, <code>pending</code>, and <code>requested</code>.</p>
ShouldEnableSSO	<p><b>Type</b> boolean</p> <p><b>Properties</b> Defaulted on create, Filter, Group, Sort, Update</p> <p><b>Description</b> If SSO should be enabled when this member org is added. The default value is <code>false</code>.</p>
SsoStatus	<p><b>Type</b> picklist</p> <p><b>Properties</b> Defaulted on create, Filter, Group, Sort, Update</p> <p><b>Description</b> If single sign-on has been enabled for this org. Possible values are:</p> <ul style="list-style-type: none"> <li>• <code>Enabled</code>—Single sign-on is enabled.</li> <li>• <code>Disabled</code>—Single sign-on is disabled.</li> <li>• <code>Pending</code>—Single sign-on is in the process of being enabled.</li> <li>• <code>Failed</code>—Single sign-on enablement failed. Contact Salesforce support for assistance.</li> </ul>
SsoUsernameFormula	<p><b>Type</b> string</p> <p><b>Properties</b> Filter, Group, Nillable, Sort, Update</p> <p><b>Description</b> The custom formula for matching users in the hub and member orgs.</p>

## Usage

Use this object to access and modify settings of member orgs in the Environment Hub.

# Event

---

Represents an event in the calendar. In the user interface, event and task records are collectively referred to as activities.


## Note:

- An `EventRelation` object can't be related to a child event, and child events don't include the invitee related list.
- `query()`, `delete()`, and `update()` aren't allowed with events related to more than one contact in API versions 25.0 and earlier.
- `create()` and `update()` aren't available for read-only fields on Lightning Experience event series.
- `upsert()` and `undelete()` aren't supported for syncing changes made to events through the API using the feature Lightning Sync.


## Supported Calls

`create()`, `delete()`, `describeLayout()`, `describeSObjects()`, `getDeleted()`, `getUpdated()`, `query()`, `retrieve()`, `search()`, `undelete()`, `update()`, `upsert()`


## Fields

Field	Details
<code>AcceptedEventInviteeIds</code>	<p><b>Type</b> JunctionIdList</p> <p><b>Properties</b> Create, Update</p> <p><b>Description</b> A string array of contact or lead IDs who accepted this event. This <code>JunctionIdList</code> is linked to the <code>AcceptedEventRelation</code> child relationship.</p> <p> <b>Warning:</b> Adding a <code>JunctionIdList</code> field name to the <code>fieldsToNull</code> property deletes all related junction records. This action can't be undone.</p>
<code>AccountId</code>	<p><b>Type</b> reference</p> <p><b>Properties</b> Filter, Group, Nillable, Sort</p> <p><b>Description</b> Represents the ID of the related Account. The <code>AccountId</code> is determined as follows. If the value of <code>whatId</code> is any of the following objects, then Salesforce uses that object's <code>AccountId</code>.</p> <ul style="list-style-type: none"> <li>• Account</li> <li>• Opportunity</li> <li>• Contract</li> </ul>

Field	Details
	<ul style="list-style-type: none"> <li>Custom object that is a child of Account</li> </ul> <p>If the value of the <code>WhatId</code> field is any other object, and the value of the <code>WhoId</code> field is a Contact object, then Salesforce uses that contact's <code>AccountId</code>. (If your organization uses Shared Activities, Salesforce uses the <code>AccountId</code> of the primary contact.)</p> <p>Otherwise, Salesforce sets the value of the <code>AccountId</code> field to <code>null</code>.</p> <p>For information on IDs, see <a href="#">ID Field Type</a>.</p>
<code>ActivityDate</code>	<p><b>Type</b> date</p> <p><b>Properties</b> Create, Filter, Group, Nillable, Sort, Update</p> <p><b>Description</b> Contains the event's due date if the <code>IsAllDayEvent</code> flag is set to <code>true</code>. This field is a date field with a timestamp that is always set to midnight in the Coordinated Universal Time (UTC) time zone. Don't attempt to alter the timestamp to account for time zone differences. Label is <b>Due Date Only</b>.</p> <p>This field is required in versions 12.0 and earlier if the <code>IsAllDayEvent</code> flag is set to <code>true</code>.</p> <p>The value for this field and <code>StartDateTime</code> must match, or one of them must be <code>null</code>.</p>
<code>ActivityDateTime</code>	<p><b>Type</b> dateTime</p> <p><b>Properties</b> Create, Filter, Nillable, Sort, Update</p> <p><b>Description</b> Contains the event's due date if the <code>IsAllDayEvent</code> flag is set to <code>false</code>. The time portion of this field is always transferred in the Coordinated Universal Time (UTC) time zone. Translate the time portion to or from a local time zone for the user or the application, as appropriate. Label is <b>Due Date Time</b>.</p> <p>This field is required in versions 12.0 and earlier if the <code>IsAllDayEvent</code> flag is set to <code>false</code>.</p> <p>The value for this field and <code>StartDateTime</code> must match, or one of them must be <code>null</code>.</p>
<code>ClientGuid</code>	<p><b>Type</b> string</p> <p><b>Properties</b> Filter, Group, Nillable, Sort</p> <p><b>Description</b> The client globally unique identifier identifies the external API client used to create the event. Label is <b>Client GUID</b>.</p>

Field	Details
CurrencyIsoCode	<p><b>Type</b> picklist</p> <p><b>Properties</b> Create, Defaulted on create, Filter, Group, Nillable, Restricted picklist, Sort, Update</p> <p><b>Description</b> Available only for organizations with the multicurrency feature enabled. Contains the ISO code for any currency allowed by the organization.</p>
DeclinedEventInviteeIds	<p><b>Type</b> JunctionIdList</p> <p><b>Properties</b> Create, Update</p> <p><b>Description</b> A string array of contact, lead, or user IDs who declined this event. This <code>JunctionIdList</code> is linked to the <code>DeclinedEventRelation</code> child relationship.</p> <p> <b>Warning:</b> Adding a <code>JunctionIdList</code> field name to the <code>fieldsToNull</code> property deletes all related junction records. This action can't be undone.</p>
Description	<p><b>Type</b> textarea</p> <p><b>Properties</b> Create, Nillable, Update</p> <p><b>Description</b> Contains a text description of the event. Limit: 32,000 characters.</p>
Division	<p><b>Type</b> picklist</p> <p><b>Properties</b> Defaulted on create, Filter, Group, Restricted picklist, Sort</p> <p><b>Description</b> A logical segment of your organization's data. For example, if your company is organized into different business units, you could create a division for each business unit, such as "North America," "Healthcare," or "Consulting." Available only if the organization has the Division permission enabled.</p>
DurationInMinutes	<p><b>Type</b> int</p> <p><b>Properties</b> Create, Filter, Group, Nillable, Sort, Update</p> <p><b>Description</b> Contains the event length, in minutes. Even though this field represents a temporal value, it is an integer type—not a Date/Time type.</p>

Field	Details
	<p>Required in versions 12.0 and earlier if <code>IsAllDayEvent</code> is false.</p> <p>In versions 13.0 and later, this field is optional, depending on the following:</p> <ul style="list-style-type: none"> <li>• If <code>IsAllDayEvent</code> is true, you can supply a value for either <code>DurationInMinutes</code> or <code>EndTime</code>. Supplying values in both fields is allowed if the values add up to the same amount of time. If both fields are <code>null</code>, the duration defaults to one day.</li> <li>• If <code>IsAllDayEvent</code> is false, a value must be supplied for either <code>DurationInMinutes</code> or <code>EndTime</code>. Supplying values in both fields is allowed if the values add up to the same amount of time.</li> </ul> <p>If the multiday event feature is enabled, then API versions 13.0 and later support values greater than 1440 for the <code>DurationInMinutes</code> field. API versions 12.0 and earlier can't access event objects whose <code>DurationInMinutes</code> is greater than 1440. For more information, see <a href="#">Multiday Events</a>.</p> <p>Depending on your API version, errors with the <code>DurationInMinutes</code> and <code>EndTime</code> fields may appear in different places.</p> <ul style="list-style-type: none"> <li>• Versions 38.0 and before—Errors always appear in the <code>DurationInMinutes</code> field.</li> <li>• Versions 39.0 and later—If there's no value for the <code>DurationInMinutes</code> field, errors appear in the <code>EndTime</code> field. Otherwise, they appear in the <code>DurationInMinutes</code> field.</li> </ul>
EndDate	<p><b>Type</b> date</p> <p><b>Properties</b> Filter, Group, Nillable, Sort</p> <p><b>Description</b> Read-only. Available in versions 46.0 and later. This field supplies the date value that appears in the <code>EndTime</code> field. This field is a date field with a timestamp that is always set to midnight in the Coordinated Universal Time (UTC) time zone.</p>
EndTime	<p><b>Type</b> dateTime</p> <p><b>Properties</b> Create, Filter, Nillable, Sort, Update</p> <p><b>Description</b> Available in versions 13.0 and later. The time portion of this field is always transferred in the Coordinated Universal Time (UTC) time zone. Translate the time portion to or from a local time zone for the user or the application, as appropriate.</p> <p>This field is optional, depending on the following:</p> <ul style="list-style-type: none"> <li>• If <code>IsAllDayEvent</code> is true, you can supply a value for either <code>DurationInMinutes</code> or <code>EndTime</code>. Supplying values in both fields is allowed if the values add up to the same amount of time. If both fields are <code>null</code>, the duration defaults to one day.</li> </ul>

Field	Details
	<ul style="list-style-type: none"> <li>If <code>IsAllDayEvent</code> is false, a value must be supplied for either <code>DurationInMinutes</code> or <code>EndTime</code>. Supplying values in both fields is allowed if the values add up to the same amount of time.</li> </ul> <p>Depending on your API version, errors with the <code>DurationInMinutes</code> and <code>EndTime</code> fields may appear in different places.</p> <ul style="list-style-type: none"> <li>Versions 38.0 and before—Errors always appear in the <code>DurationInMinutes</code> field.</li> <li>Versions 39.0 and later—If there's no value for the <code>DurationInMinutes</code> field, errors appear in the <code>EndTime</code> field. Otherwise, they appear in the <code>DurationInMinutes</code> field.</li> </ul>
<code>EventSubtype</code>	<p><b>Type</b> picklist</p> <p><b>Properties</b> Create, Filter, Group, Nillable, Restricted picklist, Sort</p> <p><b>Description</b> Provides standard subtypes to facilitate creating and searching for events. This field isn't updateable.</p>
<code>EventWhoIds</code>	<p><b>Type</b> JunctionIdList</p> <p><b>Properties</b> Create, Update</p> <p><b>Description</b> A string array of contact or lead IDs used to create many-to-many relationships with a shared event. <code>EventWhoIds</code> is available when the shared activities setting is enabled. The first contact or lead ID in the list becomes the primary <code>WhoId</code> if you don't specify a primary <code>WhoId</code>. If you set the <code>EventWhoIds</code> field to null, all entries in the list are deleted and the value of <code>WhoId</code> is added as the first entry.</p> <p> <b>Warning:</b> Adding a <code>JunctionIdList</code> field name to the <code>fieldsToNull</code> property deletes all related junction records. This action can't be undone.</p>
<code>GroupEventType</code>	<p><b>Type</b> picklist</p> <p><b>Properties</b> Defaulted on create, Filter, Group, Nillable, Restricted picklist, Sort</p> <p><b>Description</b> Read-only. Available in API versions 19.0 and later.</p> <p>The possible values are:</p> <ul style="list-style-type: none"> <li>0 (Non-group event)—An event with no invitees.</li> <li>1 (Group event)—An event with invitees.</li> <li>2 (Proposed event)—An event created when a user requests a meeting with a contact, lead, or person account using the Salesforce user interface. When the user confirms the</li> </ul>

Field	Details
	<p>meeting, the proposed event becomes a group event. You can't create, edit, or delete proposed events in the API. This value is no longer used in API version 41.0 and later.</p> <ul style="list-style-type: none"> <li>3 (IsRecurrence2 Series Pattern)—An event representing an event series recurrence pattern in Lightning Experience.</li> </ul>
IsAllDayEvent	<p><b>Type</b> boolean</p> <p><b>Properties</b> Create, Defaulted on create, Filter, Group, Sort, Update</p> <p><b>Description</b> Indicates whether the <code>ActivityDate</code> field (<code>true</code>) or the <code>ActivityDateTime</code> field (<code>false</code>) is used to define the date or time of the event. Label is <b>All-Day Event</b>. See also <a href="#">DurationInMinutes</a> and <a href="#">EndDateTime</a>.</p>
IsArchived	<p><b>Type</b> boolean</p> <p><b>Properties</b> Defaulted on create, Filter, Group, Sort</p> <p><b>Description</b> Indicates whether the event has been archived.</p>
IsChild	<p><b>Type</b> boolean</p> <p><b>Properties</b> Defaulted on create, Filter, Group, Sort</p> <p><b>Description</b> Indicates whether the event is a child of another event (<code>true</code>) or not (<code>false</code>).</p> <p>For a child event, you can update <code>IsReminderSet</code> and <code>ReminderDateTime</code> only. You can query and delete a child event. If the objects related to the child event are different from those related to the parent event (this difference is possible if you use API version 25.0 or earlier) and one of the objects related to the child event is deleted, the objects related to the parent event are updated to ensure data integrity.</p>
IsClientManaged	<p><b>Type</b> boolean</p> <p><b>Properties</b> Defaulted on create, Filter, Group, Sort</p> <p><b>Description</b> Indicates whether the event is managed by an external client. If the value of this field is false, the event isn't owned or managed by an external client, and Salesforce can be used to update it. If the value is true, Salesforce can be used to change only noncritical fields on the event. Label is <b>Is Client Managed</b>.</p>



Field	Details
IsGroupEvent	<p><b>Type</b> boolean</p> <p><b>Properties</b> Defaulted on create, Filter, Group, Sort</p> <p><b>Description</b> Indicates whether the event is a group event—that is, whether it has invitees (<code>true</code>) or not (<code>false</code>).</p>
IsPrivate	<p><b>Type</b> boolean</p> <p><b>Properties</b> Create, Defaulted on create, Filter, Group, Sort, Update</p> <p><b>Description</b> Indicates whether users other than the creator of the event can (<code>false</code>) or can't (<code>true</code>) see the event details when viewing the event user's calendar. However, users with the View All Data or Modify All Data permission can see private events in reports and searches, or when viewing other users' calendars. Private events can't be associated with opportunities, accounts, cases, campaigns, contracts, leads, or contacts. Label is <b>Private</b>.</p>
IsRecurrence	<p><b>Type</b> boolean</p> <p><b>Properties</b> Create, Defaulted on create, Filter, Group, Sort</p> <p><b>Description</b> Indicates whether a Salesforce Classic event is scheduled to repeat itself (<code>true</code>) or only occurs once (<code>false</code>). This is a read-only field when updating records, but not when creating them. If this field value is <code>true</code>, then <code>RecurrenceEndDateOnly</code>, <code>RecurrenceStartDateTime</code>, <code>RecurrenceType</code>, and any recurrence fields associated with the given recurrence type must be populated. Label is <b>Create recurring series of events</b>.</p>
IsRecurrence2	<p><b>Type</b> boolean</p> <p><b>Properties</b> Defaulted on create, Filter, Group, Sort</p> <p><b>Description</b> Read-only. This field available in API version 44.0 and later. Indicates whether a Lightning Experience event is scheduled to repeat (<code>true</code>) or only occurs once (<code>false</code>). If this field value is <code>true</code>, then <code>Recurrence2PatternText</code> and <code>Recurrence2PatternVersion</code> must be populated. Label is <b>Repeat</b>.</p>
IsRecurrence2Exception	<p><b>Type</b> boolean</p>


Field	Details
	<p><b>Properties</b> Defaulted on create, Filter, Group, Sort</p> <p><b>Description</b> Read-only. This field available in API version 44.0 and later. Indicates whether an individual event in a Lightning Experience event series has a recurrence pattern that's different from the rest of the series, making it an exception.</p>
IsRecurrence2Exclusion	<p><b>Type</b> boolean</p> <p><b>Properties</b> Defaulted on create, Filter, Group, Sort</p> <p><b>Description</b> Read-only. This field available in API version 44.0 and later. Indicates when updates to a Lightning Experience event series recurrence pattern have been made, but affect future event occurrences only. For past event occurrences, <code>IsRecurrence2Exclusion</code> is set to <code>true</code>, excluding past occurrences from the series recurrence pattern.</p>
IsReminderSet	<p><b>Type</b> boolean</p> <p><b>Properties</b> Create, Defaulted on create, Filter, Group, Sort, Update</p> <p><b>Description</b> Indicates whether the activity is a reminder (<code>true</code>) or not (<code>false</code>).</p>
IsVisibleInSelfService	<p><b>Type</b> boolean</p> <p><b>Properties</b> Defaulted on create, Filter, Group, Sort</p> <p><b>Description</b> Indicates whether an event associated with an object can be viewed in the Customer Portal (<code>true</code>) or not (<code>false</code>).  If your organization has enabled Communities, events marked <code>IsVisibleInSelfService</code> are visible to any external user in the community, as long as the user has access to the record the event was created on.  This field is available when Customer Portal or partner portal are enabled OR Communities is enabled and you have Customer Portal or partner portal licenses.</p>
Location	<p><b>Type</b> string</p> <p><b>Properties</b> Create, Filter, Group, Nillable, Sort, Update</p>

Field	Details
	<p><b>Description</b> Contains the location of the event.</p>
OwnerId	<p><b>Type</b> reference</p> <p><b>Properties</b> Create, Defaulted on create, Filter, Group, Sort, Update</p> <p><b>Description</b> Contains the ID of the user or public calendar who owns the event. Label is <b>Assigned to ID</b>.</p>
Recurrence2PatternStartDate	<p><b>Type</b> dateTime</p> <p><b>Properties</b> Filter, Nillable, Sort</p> <p><b>Description</b> Read-only. This field available in API version 44.0 and later. Indicates the date and time when the Lightning Experience event series begins. The time portion of this field is always transferred in the Coordinated Universal Time (UTC) time zone. Translate the time portion to or from a local time zone for the user or the application, as appropriate.</p>
Recurrence2PatternText	<p><b>Type</b> textarea</p> <p><b>Properties</b> Nillable</p> <p><b>Description</b> Read-only. This field available in API version 44.0 and later. Indicates the recurrence pattern for Lightning Experience event series. <code>Recurrence2PatternText</code> is implemented with RFC 5545 standard specifications for internet calendaring and scheduling. See Event Series section in this topic for usage examples. This field has a maximum length of 512 characters.</p>
Recurrence2PatternTimeZone	<p><b>Type</b> string</p> <p><b>Properties</b> , Filter, Group, Nillable, Sort</p> <p><b>Description</b> This field available in API version 44.0 and later. Indicates the time zone in which the Lightning Experience event series was created or updated. This field uses standard Java TimeZone IDs. For example, America/Los_Angeles.</p>
Recurrence2PatternVersion	<p><b>Type</b> picklist</p>

Field	Details
	<p><b>Properties</b> Filter, Group, Nillable, Restricted picklist, Sort,</p> <p><b>Description</b> Read-only. This field available in API version 44.0 and later. Indicates the standard specifications for Lightning Experience event series recurrence patterns. The only possible value is 1 (RFC 5545 v4 RRULE)—RFC 5545 is a standard set of specifications for internet calendaring and scheduling that <code>IsRecurrence2</code> adheres to for series recurrence patterns. RFC 5545 specifications for series recurrence patterns are called rrules. For examples of rrule usage, see the Event Series section in this topic.</p>
RecurrenceActivityId	<p><b>Type</b> reference</p> <p><b>Properties</b> Filter, Group, Nillable, Sort</p> <p><b>Description</b> Read-only. Not required on create. Contains the ID of the main record of the Salesforce Classic recurring event. Subsequent occurrences have the same value in this field.</p>
RecurrenceDayOfMonth	<p><b>Type</b> int</p> <p><b>Properties</b> Create, Filter, Group, Nillable, Sort, Update</p> <p><b>Description</b> Indicates the day of the month on which the event repeats.</p>
RecurrenceDayOfWeekMask	<p><b>Type</b> int</p> <p><b>Properties</b> Create, Filter, Group, Nillable, Sort, Update</p> <p><b>Description</b> Indicates the day or days of the week on which the Salesforce Classic recurring event repeats. This field contains a bitmask. The values are as follows:</p> <ul style="list-style-type: none"> <li>• Sunday = 1</li> <li>• Monday = 2</li> <li>• Tuesday = 4</li> <li>• Wednesday = 8</li> <li>• Thursday = 16</li> <li>• Friday = 32</li> <li>• Saturday = 64</li> </ul> <p>Multiple days are represented as the sum of their numerical values. For example, Tuesday and Thursday = 4 + 16 = 20.</p>

Field	Details
RecurrenceEndDateOnly	<p><b>Type</b> date</p> <p><b>Properties</b> Create, Filter, Group, Nillable, Sort, Update</p> <p><b>Description</b> Indicates the last date on which the event repeats. For multiday Salesforce Classic recurring events, this is the day on which the last occurrence starts. This field is a date field with a timestamp that is always set to midnight in the Coordinated Universal Time (UTC) time zone. Don't attempt to alter the timestamp to account for time zone differences.</p>
RecurrenceInstance	<p><b>Type</b> picklist</p> <p><b>Properties</b> Create, Filter, Group, Nillable, Restricted picklist, Sort, Update</p> <p><b>Description</b> Indicates the frequency of the Salesforce Classic event's recurrence. For example, 2<sup>nd</sup> or 3<sup>rd</sup>.</p>
RecurrenceInterval	<p><b>Type</b> int</p> <p><b>Properties</b> Create, Filter, Group, Nillable, Sort, Update</p> <p><b>Description</b> Indicates the interval between Salesforce Classic recurring events.</p>
RecurrenceMonthOfYear	<p><b>Type</b> picklist</p> <p><b>Properties</b> Create, Filter, Group, Nillable, Restricted picklist, Sort, Update</p> <p><b>Description</b> Indicates the month in which the Salesforce Classic recurring event repeats.</p>
RecurrenceStartDateTime	<p><b>Type</b> dateTime</p> <p><b>Properties</b> Create, Filter, Nillable, Sort, Update</p> <p><b>Description</b> Indicates the date and time when the Salesforce Classic recurring event begins. The value must precede the <code>RecurrenceEndDateOnly</code>. The time portion of this field is always transferred in the Coordinated Universal Time (UTC) time zone. Translate the time portion to or from a local time zone for the user or the application, as appropriate.</p>

Field	Details
RecurrenceTimeZoneSidKey	<p><b>Type</b> picklist</p> <p><b>Properties</b> Create, Filter, Group, Nillable, Restricted picklist, Sort, Update</p> <p><b>Description</b> Indicates the time zone associated with a Salesforce Classic recurring event. For example, "UTC-8:00" for Pacific Standard Time.</p>
RecurrenceType	<p><b>Type</b> picklist</p> <p><b>Properties</b> Create, Filter, Group, Nillable, Restricted picklist, Sort, Update</p> <p><b>Description</b> Indicates how often the Salesforce Classic event repeats. For example, daily, weekly, or every nth month (where "nth" is defined in <code>RecurrenceInstance</code>).</p>
ReminderDateTime	<p><b>Type</b> dateTime</p> <p><b>Properties</b> Create, Filter, Nillable, Sort, Update</p> <p><b>Description</b> Represents the time when the reminder is scheduled to fire, if <code>IsReminderSet</code> is set to <code>true</code>. If <code>IsReminderSet</code> is set to <code>false</code>, then the user may have deselected the reminder checkbox in the Salesforce user interface, or the reminder has already fired at the time indicated by the value.</p>
ShowAs	<p><b>Type</b> picklist</p> <p><b>Properties</b> Create, Defaulted on create, Filter, Group, Nillable, Restricted picklist, Sort, Update</p> <p><b>Description</b> Indicates how this event appears when another user views the calendar: Busy, Out of Office, or Free. Label is <b>Show Time As</b>.</p>
StartDateTime	<p><b>Type</b> dateTime</p> <p><b>Properties</b> Create, Filter, Nillable, Sort, Update</p> <p><b>Description</b> Indicates the start date and time of the event. Available in versions 13.0 and later.  If the Event <code>IsAllDayEvent</code> flag is set to <code>true</code> (indicating that it is an all-day Event), then the event start date information is contained in the <code>StartDateTime</code> field. The time</p>

Field	Details
	<p>portion of this field is always transferred in the Coordinated Universal Time (UTC) time zone. Translate the time portion to or from a local time zone for the user or the application, as appropriate.</p> <p>If the Event <code>IsAllDayEvent</code> flag is set to false (indicating that it is not an all-day event), then the event start date information is contained in the <code>StartDateTime</code> field. The time portion is always transferred in the Coordinated Universal Time (UTC) time zone. You need to translate the time portion to or from a local time zone for the user or the application, as appropriate.</p> <p>If this field has a value, then <code>ActivityDate</code> and <code>ActivityDateTime</code> must either be <code>null</code> or match the value of this field.</p>
Subject	<p><b>Type</b> combobox</p> <p><b>Properties</b> Create, Filter, Nillable, Sort, Update</p> <p><b>Description</b> The subject line of the event, such as Call, Email, or Meeting. Limit: 255 characters.</p>
Type	<p><b>Type</b> picklist</p> <p><b>Properties</b> Create, Filter, Nillable, Update</p> <p><b>Description</b> Indicates the event type, such as Call, Email, or Meeting.</p>
UndecidedEventInviteeIds	<p><b>Type</b> JunctionIdList</p> <p><b>Properties</b> Create, Update</p> <p><b>Description</b> A string array of contact, lead, or user IDs who are undecided about this event. This <code>JunctionIdList</code> is linked to the <code>UndecidedEventRelation</code> child relationship.</p> <p> <b>Warning:</b> Adding a <code>JunctionIdList</code> field name to the <code>fieldsToNull</code> property deletes all related junction records. This action can't be undone.</p>
WhatCount	<p><b>Type</b> int</p> <p><b>Properties</b> Filter, Group, Nillable, Sort</p> <p><b>Description</b> Available if your organization has enabled Shared Activities. Represents the count of related <code>EventRelations</code> pertaining to the <code>WhatId</code>. The count of the <code>WhatId</code> must be 1 or less.</p>

Field	Details
WhatId	<p><b>Type</b> reference</p> <p><b>Properties</b> Create, Filter, Group, Nillable, Sort, Update</p> <p><b>Description</b> The <code>WhatId</code> represents nonhuman objects such as accounts, opportunities, campaigns, cases, or custom objects. <code>WhatIds</code> are polymorphic. Polymorphic means a <code>WhatId</code> is equivalent to the ID of a related object. The label is <code>Related To ID</code>.</p>
WhoCount	<p><b>Type</b> int</p> <p><b>Properties</b> Filter, Group, Nillable, Sort</p> <p><b>Description</b> Available to organizations that have Shared Activities enabled. Represents the count of related <code>EventRelations</code> pertaining to the <code>WhoId</code>.</p>
WhoId	<p><b>Type</b> reference</p> <p><b>Properties</b> Create, Filter, Group, Nillable, Sort, Update</p> <p><b>Description</b> The <code>WhoId</code> represents a human such as a lead or a contact. <code>WhoId</code>s are polymorphic. Polymorphic means a <code>WhoId</code> is equivalent to a contact's ID or a lead's ID. The label is <code>Name ID</code>.</p> <p>If Shared Activities is enabled, the value of this field is the ID of the related lead or primary contact. If you add, update, or remove the <code>WhoId</code> field, you might encounter problems with triggers, workflows, and data validation rules that are associated with the record. The label is <code>Name ID</code>.</p> <p>If the <code>JunctionIdList</code> field is used, all <code>WhoId</code>s are included in the relationship list. Beginning in API version 37.0, if the contact or lead ID in the <code>WhoId</code> field is not in the <code>EventWhoIds</code> list, no error occurs and the ID is added to the <code>EventWhoIds</code> as the primary <code>WhoId</code>. If <code>WhoId</code> is set to null, an arbitrary ID from the existing <code>EventWhoIds</code> list is promoted to the primary position.</p>

## Usage

Use Event to manage calendar appointments.

### Querying and Filtering Events



Queries on events will be denied before they time out if they involve amounts of data that are deemed too large. In such cases, the exception code `OPERATION_TOO_LARGE` is returned. If you receive `OPERATION_TOO_LARGE`, refactor your query to return or scan a smaller amount of data.

When querying for events with a specific due date, you must filter on both the `ActivityDateTime` and `ActivityDate` fields. For example to find all events with a due date of February 14, 2003, you need two filters:

- One filter with the `ActivityDate` field equal to the Coordinated Universal Time (UTC) time zone on February 14, 2003.
- One filter with the `ActivityDateTime` field greater than or equal to midnight on February 14, 2003 in the user's local time zone AND less than or equal to midnight on February 15, 2003 in the user's local time zone.

Alternatively, in version 13.0 and later, you can find events with a specific due date by filtering on `StartDateTime`. For example, to find all events with a due date of February 14, 2003, filter with the `StartDateTime` greater than or equal to midnight on February 14, 2003 in the user's local time zone AND less than or equal to midnight on February 15, 2003 in the user's local time zone.

The `EventId` field of an `EventRelation` object always points to the master record. An invitee on a group event can query the `EventRelation` object to view the master record.

### Multiday Events

- Multiday events are available in version 13.0 and later. Also, in earlier versions SOQL queries do not return multiday events.
- Multiday events are enabled through the user interface from Setup by entering *Activity Settings* in the `Quick Find` box, then selecting **Activity Settings**.
- If the multiday event feature is enabled, then API versions 13.0 and later support values greater than 1440 for the `DurationInMinutes` field. API versions 12.0 and earlier can't access event objects whose `DurationInMinutes` is greater than 1440.
- Multiday events can't exceed 14 days.

### Event Series and Recurring Events

In Lightning Experience, events with multiple occurrences are called event series, and are indicated when the `IsRecurrence2` field is set to `true`. In Salesforce Classic, events with multiple occurrences are called recurring events, and are indicated when the `IsRecurrence` field is set to `true`. Both fields can't be set to true for the same event.

- Lightning Experience event series are available in API version 44.0 and later as read-only fields. Salesforce Classic recurring events are available in version 7.0 and later. In earlier versions, SOQL queries don't return any Lightning Experience event series.
- After an event is created, you can't change the values of `IsRecurrence2` or `IsRecurrence` from `true` to `false` or vice versa.
- You can't set fields associated with `IsRecurrence2` for events where `IsRecurrence` is set to `true`, or vice versa.
- For Lightning Experience event series where `IsRecurrence2` is `true`, if you'd like to delete a single or all remaining events, use the REST API call. For Salesforce Classic recurring events where `IsRecurrence` is `true`, all past and future events in the series are removed when you delete the recurring event series through the API. However, when you delete the recurring event series through the user interface, only future occurrences are removed.
- When creating a Salesforce Classic recurring event series, the duration of the event must be 24 hours or less. When the Salesforce Classic recurring event series is created, you can extend the length of individual occurrences beyond 24 hours if Multiday events are enabled; see **Multiday Events**.
- For Salesforce Classic recurring events, `RecurrenceStartDateTime`, `RecurrenceEndDateOnly`, `RecurrenceType`, and any properties associated with the given recurrence type (see the Recurrence Field Usage for Salesforce Classic Recurring Events table) must be populated.
- When updating a Salesforce Classic recurring event series, it's not possible to update the `EventRelation` for the event series object and the `EventRelation` for the series object occurrences at the same time.

- Lightning Experience event series have no series ID, so it's not possible to locate other occurrences in the series. In Salesforce Classic recurring events, you can use `RecurrenceActivityId` to locate other occurrences.
- For both Lightning Experience event series and Salesforce Classic recurring events, when a series repeats every day, month, or year, you can only schedule occurrences once per day, month, or year. The every week option lets you schedule occurrences multiple days per week.

[Limits for Lightning Experience event series](#) and [limits for Salesforce Classic recurring events](#) also apply.

Recurrence patterns for Lightning Experience event series adhere to RFC 5545 standard specifications for internet calendaring and scheduling. RFC 5545 specifications for series recurrence patterns are called rrules. This table includes common rrule examples. Refer to RFC 5545 standards for additional specifications.

Recurrence Pattern	Rrule Example
Every day for 5 days	<code>RRULE:FREQ=DAILY;INTERVAL=1;COUNT=5</code>
Every Monday, Tuesday, Wednesday, Thursday, and Friday with no end date	<code>RRULE:FREQ=WEEKLY;INTERVAL=1;BYDAY=MO,TU,WE,TH,FR</code>
Every 2 weeks on Monday and Friday for 10 occurrences	<code>RRULE:FREQ=WEEKLY;INTERVAL=2;BYDAY=MO,FR;WKST=SU;COUNT=10</code>
Monthly on the 1st of the month until January 1, 2020	<code>RRULE:FREQ=MONTHLY;INTERVAL=1;BYMONTHDAY=1;UNTIL=20200101T190000Z</code>
Yearly on July 1st for 3 occurrences (in this example, specify the date using StartDateTime)	<code>RRULE:FREQ=YEARLY;INTERVAL=1;BYMONTH=1;COUNT=3</code>

This table describes the usage of recurrence fields for Salesforce Classic recurring events. Each recurrence type must have all of its properties set. All unused properties must be set to null.

RecurrenceType Value	Properties	Example Pattern
RecursDaily	RecurrenceInterval	Every second day
RecursEveryWeekday	RecurrenceDayOfWeekMask	Every weekday - can't be Saturday or Sunday
RecursMonthly	RecurrenceDayOfMonth RecurrenceInterval	Every second month, on the third day of the month
RecursMonthlyNth	RecurrenceInterval RecurrenceInstance RecurrenceDayOfWeekMask	Every second month, on the last Friday of the month
RecursWeekly	RecurrenceInterval RecurrenceDayOfWeekMask	Every three weeks on Wednesday and Friday
RecursYearly	RecurrenceDayOfMonth RecurrenceMonthOfYear	Every March on the twenty-sixth day of the month
RecursYearlyNth	RecurrenceDayOfWeekMask RecurrenceInstance RecurrenceMonthOfYear	The first Saturday in every October

## Attendees, Invitees, and Resources

The field `GroupEventType` indicates that event participants are included on an event. You can add a resource to an event only when the resource is available. The only attendance status that can be assigned to resources is `Accepted`. Events can't be saved when resources you've added aren't available.

### JunctionIdList

To create an event using `JunctionIdList`, IDs are pulled from the related contacts and both the event and the `EventRelation` records are created in one API call. If the `EventRelation` fails, the event is rolled back because it's all done in a single API call.

```
public void createEventNew(Contact[] contacts) {
    String[] contactIds = new String[contacts.size()];
    for (int i = 0; i < contacts.size(); i++) {
        contactIds[i] = contacts[i].getID();
    }
    Event event = new Event();
    event.setSubject("New Event");
    event.setEventWhoIds(contactIds);
    SaveResult[] results = null;
    try {
        results = connection.create(new Event[] {
            task
        });
    } catch (ConnectionException ce) {
        ce.printStackTrace();
    }
}
```

### Syncing Events with Lightning Sync

Attendee statuses (`Accepted` or `Maybe`, `Declined`, or `No Response`) sync from Microsoft® Exchange or Google to Salesforce, but not from Salesforce to Exchange or Google. Be wary of creating API flows that update attendee status in Salesforce for users set up to sync both ways. Eventually the original Exchange or Google status overrides the update made in Salesforce.

## Associated Objects

This object has the following associated objects. Unless noted, they are available in the same API version as this object.

### EventFeed (API version 20.0)

Feed tracking is available for the object.

SEE ALSO:


[Object Basics](#)

## EventLogFile

---

Represents event log files for event monitoring. The event monitoring product gathers information about your Salesforce org's operational events, which you can use to analyze usage trends and user behavior. This object is available in API version 32.0 and later. The `Interval` and `Sequence` fields are available only in API version 37.0 and later.

You can interact with event monitoring data by querying fields on the `EventLogFile` object (like `EventType` and `LogDate`). `CreateDate` tracks when the log file was generated. To view the underlying event data, query the `LogFile` field. The `EventType` determines the schema of this field. For more information, see [EventLogFile Supported Event Types](#).

 **Note:** Log data schema for each `EventType` can change. With each new release, use the `LogFileFieldNames` and `LogFileFieldTypes` fields to validate the schema changes. In the unlikely case in which no log files are generated for 24 hours, contact Salesforce Customer Support.

For details about event monitoring, see the [Trailhead Event Monitoring module](#) or [REST API Developer's Guide](#).

## Special Access Rules




Accessing this object requires View Event Log Files and API Enabled user permissions. Users with View All Data permission can view event log files.

## Supported Calls

`describeSObjects()`, `query()`, `retrieve()`

## Fields

Field	Details
<code>EventType</code>	<p><b>Type</b> picklist</p> <p><b>Properties</b> Filter, Group, Restricted picklist, Sort</p> <p><b>Description</b> The event type—API, Login, Report, URI, and so forth. Use to determine which files were generated for your org. For the corresponding <code>LogFile</code> schema, see <a href="#">EventLogFile Supported Event Types</a>.</p>
<code>Interval</code>	<p><b>Type</b> picklist</p> <p><b>Properties</b> Filter, Group, Nillable, Restricted picklist, Sort</p> <p><b>Description</b> The generation schedule for the event log file. Possible values are:</p> <ul style="list-style-type: none"> <li>• Daily</li> <li>• Hourly</li> </ul> <p>This field is available in API version 37.0 and later.</p>
<code>LogDate</code>	<p><b>Type</b> dateTime</p> <p><b>Properties</b> Filter, Sort</p>

Field	Details
	<p><b>Description</b></p> <p>The date and time of the log file's creation. For daily event log files, tracks usage activity for a 24-hour period, from 12:00 a.m. to 11:59 p.m. UTC time. For hourly event log files, indicates the hour in which the log file was generated. For example, for events that occur between 11:00 AM and 12:00 PM on 3/7/2016, this field's value is 2016-03-07T11:00:00.000Z.</p> <p> <b>Note:</b> For hourly event log files, we recommend using <code>CreatedDate</code> to query the date and time that an <code>EventLogFile</code> object was created.</p>
<code>LogFile</code>	<p><b>Type</b></p> <p>base64</p> <p><b>Description</b></p> <p>Encoded file data in <code>.csv</code> format. The <code>EventType</code> field defines the schema for this data.</p>
<code>LogFileContentType</code>	<p><b>Type</b></p> <p>string</p> <p><b>Properties</b></p> <p>Filter, Group, Sort</p> <p><b>Description</b></p> <p>The content type of the log file; always <code>.csv</code>.</p>
<code>LogFileFieldNames</code>	<p><b>Type</b></p> <p>string</p> <p><b>Properties</b></p> <p>Nullable</p> <p><b>Description</b></p> <p>The ordered list of fields in the log file data.</p> <p> <b>Note:</b> <code>LogFileFieldNames</code> and <code>LogFileFieldTypes</code> are specific to each <code>EventType</code>. For example, <code>LogFileFieldNames</code> has a different value for an <code>API EventType</code> and a <code>Login EventType</code>.</p>
<code>LogFileFieldTypes</code>	<p><b>Type</b></p> <p>string</p> <p><b>Properties</b></p> <p>Nullable</p> <p><b>Description</b></p> <p>The ordered list of field types in the log file data (<code>String</code>, <code>Id</code>, and so forth).</p> <p> <b>Note:</b> <code>LogFileFieldNames</code> and <code>LogFileFieldTypes</code> are specific to each <code>EventType</code>. For example, <code>LogFileFieldTypes</code> has a different value for an <code>API EventType</code> and a <code>Login EventType</code>.</p>


Field	Details
LogFileLength	<p><b>Type</b> double</p> <p><b>Properties</b> Filter, Sort</p> <p><b>Description</b> The log file length in bytes. You can use this field to plan storage needs for your log files.</p>
Sequence	<p><b>Type</b> int</p> <p><b>Properties</b> Filter, Group, Sort</p> <p><b>Description</b> The number for the portion of the event log file data captured in an hour. For 24-hour event log file generation, the value of this field is 0. For hourly event log files, the initial value is 1 and increases by 1 when events are added in the same hour after the latest event log file is created. The value resets to 1 in the subsequent hour. For example, you have activity between 2:00 and 3:00 PM. Two log files are generated that contain the event log data for that hour, with <code>Sequence</code> values of 1 and 2. For event log data that occurs at 3:01 PM, the <code>Sequence</code> value resets to 1. This field is available in API version 37.0 and later.</p>

### EventLogFile Supported Event Types

The `EventType` field in the `EventLogFile` object supports these events. Some common fields, such as `CPU_TIME` and `RUN_TIME`, can have null or zero values depending on how the events are generated for a given feature.

## EventLogFile Supported Event Types

The `EventType` field in the `EventLogFile` object supports these events. Some common fields, such as `CPU_TIME` and `RUN_TIME`, can have null or zero values depending on how the events are generated for a given feature.

 **Note:** The Insecure External Assets, Login, and Logout events are available in supported Salesforce editions at no additional cost. Contact Salesforce to purchase the remaining event types.

### Apex Callout Event Type

Apex Callout events contain details about callouts (external requests) during Apex code execution.

### Apex Execution Event Type

Apex Execution events contain details about Apex classes that are used.

### Apex REST API Event Type

Apex REST API events capture information about every Apex REST API request.

### Apex SOAP Event Type

Apex SOAP events contain details about Web Services API calls.

### Apex Trigger Event Type

Apex Trigger events contain details about triggers that fire in an organization.

### [Apex Unexpected Exception Event Type](#)

The Apex Unexpected Exception event type captures information about unexpected exceptions in Apex code execution. This event type is available in the EventLogFile object in API version 45.0 and later.

### [API Event Type](#)

API events contain details about your organization's web services API activity.

### [Asynchronous Report Run Event Type](#)

Asynchronous Report Run events are created for reporting requests that are scheduled. This category includes dashboard refreshes, asynchronous reports, schedule reports, and analytics snapshots.

### [Bulk API Event Type](#)

Bulk API events contain details about Bulk API requests.

### [Change Set Operation Event Type](#)

Change Set Operation events contain information from change set migrations.

### [Concurrent Long-Running Apex Limit Event Type](#)

Concurrent Long-Running Apex Limit events contain information about long-running concurrent Apex requests in your org that Salesforce terminated after reaching your org's concurrency limit. Requests with an established Apex context that execute for 5 seconds are counted towards your org's limit of concurrent long-running requests. (Asynchronous requests don't count towards the limit.) When there are more than 10 long-running requests (org default limit), additional long-running requests are terminated. This event type is available in the EventLogFile object in API version 45.0 and later.

### [Console Event Type](#)

Console events contain information about the performance and use of Salesforce Consoles. The Console events are logged whenever a Console tab is opened with a sidebar component. Outside of that, when Console tabs are opened, a regular view record detail event is served just like in Salesforce Classic.

### [Content Distribution Event Type](#)

Content Distribution events contain information about content distributions and deliveries to users.

### [Content Document Link Event Type](#)

Content Document Link events contain sharing information for content documents.

### [Content Transfer Event Type](#)

Content Transfer events contain information about content transfer events, such as downloads, uploads, and previews. This information includes events performed on files and attachments to records.

### [Continuation Callout Summary Event Type](#)

Continuation Callout Summary events contain information about all of the asynchronous callouts performed during a transaction, their response status codes, execution times, and URL endpoint destinations. This event type is available in the EventLogFile object in API version 43.0 and later.

### [Dashboard Event Type](#)

Dashboard events contain details about dashboards that users view.

### [Document Attachment Downloads Event Type](#)

Document Attachment Downloads events contain details of document and attachment downloads.

### [External Cross-Org Callout Event Type](#)

External Cross-Org Callout events represent external data callouts via the cross-org adapter for Salesforce Connect. This event type is available in the EventLogFile object in API version 40.0 and later.

### [External Custom Apex Callout Event Type](#)

External Custom Apex Callout events represent external data callouts via custom adapters for Salesforce Connect. This event type is available in the EventLogFile object in API version 40.0 and later.

#### [External OData Callout Event Type](#)

External OData Callout events represent external data callouts via the OData 2.0 and OData 4.0 adapters for Salesforce Connect. This event type is available in the EventLogFile object in API version 40.0 and later.

#### [Insecure External Assets Event Type](#)

Insecure External Assets events contain information about external assets. External assets include images or videos accessed by users over an insecure HTTP protocol. The event lists all your Salesforce pages that contain assets hosted insecurely on third-party sites that users loaded with a Chrome, Firefox, Microsoft Edge, or Safari browser. The `INSECURE_URI` field contains the URI being used to load the asset insecurely. The Insecure External Assets event type is available in the EventLogFile object in API version 42.0 and later.

#### [Knowledge Article View Event Type](#)

Knowledge Article View events contain user activity with your knowledge base.

#### [Lightning Error Event Type](#)

Lightning Error events represent errors that occurred during user interactions with Lightning Experience and the Salesforce mobile app. This event type is available in the EventLogFile object in API version 39.0 and later.

#### [Lightning Interaction Event Type](#)

Lightning Interaction events track user actions in Lightning Experience and the Salesforce mobile app, such as the user clicking, tapping, or scrolling on a page. This event type is available in the EventLogFile object in API version 39.0 and later.

#### [Lightning Page View Event Type](#)

Lightning Page View events represent information about the page on which the event occurred in Lightning Experience and the Salesforce mobile app. A Lightning Page View event tracks the page a user visited, how long the user spent on the page, and the load time for the page. This event type is available in the EventLogFile object in API version 39.0 and later.

#### [Lightning Performance Event Type](#)

Lightning Performance events track trends in Lightning Experience and Salesforce mobile app performance. This event type is available in the EventLogFile object in API version 39.0 and later.

#### [Login Event Type](#)

Login events contain details about your org's user login history.

#### [Login As Event Type](#)

Login As events contain details about what a Salesforce admin did while logged in as another user.

#### [Logout Event Type](#)

Logout events contain details of user logouts.

#### [Metadata API Operation Event Type](#)

Metadata API Operation events contain details of Metadata API retrieval and deployment requests.

#### [Multiblock Report Event Type](#)

Multiblock Report events contain details about Joined Report reports.

#### [Package Install Event Type](#)

Package Install events contain details about package installation in the organization.

#### [Platform Encryption Event Type](#)

Platform Encryption event contains information about tenant secret and derived encryption key usage. This event type is available in API versions 41.0 and later.

#### [Queued Execution Event Type](#)

Queued Execution events contain details about queued executions—for example, batch Apex.



### [Report Event Type](#)

Report events contain information about what happened when a user ran a report.

### [Report Export Event Type](#)

Report Export events contain details about reports that a user exported.

### [REST API Event Type](#)

REST API events contain details about REST-specific requests.

### [Sandbox Event Type](#)

Sandbox events contain details about sandbox copies.

### [Search Event Type](#)

Search events contain details about the user's search query. All searches within the app, including Communities, are included. However, unauthenticated users won't have a unique Salesforce user ID.

### [Search Click Event Type](#)

Search Click events contain details about the user's interaction with the search results. All searches within the app, including Communities, are included. However, unauthenticated users won't have a unique Salesforce user ID.

### [Sites Event Type](#)

Sites events contain details of Site.com requests. Requests can originate from the browser (UI).

### [Time-Based Workflow Event Type](#)

Time-Based Workflow events contain details about queue activity monitoring.

### [Transaction Security Event Type](#)

Transaction Security events contain details about policy execution.

### [URI Event Type](#)

URI events contain details about user interaction with the web browser UI.

### [Visualforce Request Event Type](#)

Visualforce Request events contain details of Visualforce requests. Requests can originate from the browser (UI).

### [Wave Change Event Type](#)

Wave Change events represent route or page changes made in the Salesforce Einstein Analytics user interface. A Wave Change event type is captured every time the user opens a new Analytics asset or tab or switches between tabs. Wave Change events are logged when opening new tabs and switching back to previously opened tabs.

### [Wave Interaction Event Type](#)

Wave Interaction events represent route or page changes made in the Salesforce Einstein Analytics user interface. A Wave Interaction event type is captured when a tab is closed. It also collates the interaction statistics over the life of the tab, including total open time, read time, and so on. These statistics are aggregated as you go to other tabs and return, and logged only once when the tab is closed.

### [Wave Performance Event Type](#)

Wave Performance events help you track trends in your Analytics performance.

SEE ALSO:

[EventLogFile](#)

## Apex Callout Event Type

Apex Callout events contain details about callouts (external requests) during Apex code execution.

For details about event monitoring, see the [Trailhead Event Monitoring module](#) or [REST API Developer's Guide](#).

## Fields

Field	Details
CLIENT_IP	<p><b>Type</b> String</p> <p><b>Description</b> The IP address of the client that's using Salesforce services. A Salesforce internal IP (such as a login from Salesforce Workbench or AppExchange) is shown as "Salesforce.com IP".</p> <p><b>Example</b> 96.43.144.26</p>
CPU_TIME	<p><b>Type</b> Number</p> <p><b>Description</b> The CPU time in milliseconds used to complete the request. This field indicates the amount of activity taking place in the app server layer.</p>
EVENT_TYPE	<p><b>Type</b> String</p> <p><b>Description</b> The type of event. The value is always <code>ApexCallout</code>.</p>
LOGIN_KEY	<p><b>Type</b> String</p> <p><b>Description</b> The string that ties together all events in a given user's login session. It starts with a login event and ends with either a logout event or the user session expiring.</p> <p><b>Example</b> GeJCsym5eyvtEK2I</p>
METHOD	<p><b>Type</b> String</p> <p><b>Description</b> The HTTP method of the callout.</p> <p><b>Example</b> GET, POST, PUT, and so on.</p>
ORGANIZATION_ID	<p><b>Type</b> Id</p> <p><b>Description</b> The 15-character ID of the organization.</p>

	<b>Example</b> 00D000000000123
REQUEST_ID	<p><b>Type</b> String</p> <p><b>Description</b> The unique ID of a single transaction. A transaction can contain one or more events. Each event in a given transaction has the same REQUEST_ID.</p> <p><b>Example</b> 3nWgxWbDKWWDik0FKfF5DV</p>
REQUEST_SIZE	<p><b>Type</b> Number</p> <p><b>Description</b> The size of the callout request body, in bytes.</p>
RESPONSE_SIZE	<p><b>Type</b> Number</p> <p><b>Description</b> The size of the callout response, in bytes.</p>
RUN_TIME	<p><b>Type</b> Number</p> <p><b>Description</b> Not used for this event type. Use the TIME field instead.</p>
SESSION_KEY	<p><b>Type</b> String</p> <p><b>Description</b> The user's unique session ID. You can use this value to identify all user events within a session. When a user logs out and logs in again, a new session is started.</p> <p><b>Example</b> d7DEq/ANa7nNZZVD</p>
SUCCESS	<p><b>Type</b> Boolean</p> <p><b>Description</b> 1 if the request was successful, and 0 if not.</p>
TIME	<p><b>Type</b> Number</p>

TIMESTAMP	<p><b>Description</b> The amount of time that the request took in milliseconds (ms).</p>
TIMESTAMP_DERIVED	<p><b>Type</b> String</p> <p><b>Description</b> The access time of Salesforce services.</p> <p><b>Example</b> 20130715233322.670</p>
TYPE	<p><b>Type</b> DateTime</p> <p><b>Description</b> The access time of Salesforce services in ISO8601-compatible format (YYYY-MM-DDTHH:MM:SS.sssZ).</p> <p><b>Example</b> 2015-07-27T11:32:59.555Z</p>
URI	<p><b>Type</b> String</p> <p><b>Description</b> The type of Apex callout.</p> <p><b>Example</b> REST or AJAX</p>
URI_ID_DERIVED	<p><b>Type</b> String</p> <p><b>Description</b> The URI of the page that's receiving the request.</p> <p><b>Example</b> /home/home.jsp</p>
URL	<p><b>Type</b> ID</p> <p><b>Description</b> The 18-character case insensitive ID of the URI of the page that's receiving the request.</p> <p><b>Type</b> String</p> <p><b>Description</b> The callout endpoint URL.</p>

**Example**

www.salesforce.com

---

USER\_ID

**Type**

Id

**Description**

The 15-character ID of the user who's using Salesforce services through the UI or the API.

**Example**

00530000009M943

---

USER\_ID\_DERIVED

**Type**

Id

**Description**

The 18-character case insensitive ID of the user who's using Salesforce services through the UI or the API.

**Example**

00590000000I1SNIA0

## SEE ALSO:

[EventLogFile Supported Event Types](#)

[EventLogFile](#)

## Apex Execution Event Type

Apex Execution events contain details about Apex classes that are used.

For details about event monitoring, see the [Trailhead Event Monitoring module](#) or [REST API Developer's Guide](#).

### Fields

**Field****Details**


---

CALLOUT\_TIME

**Type**

Number

**Description**

Time spent waiting on webservice callouts, in milliseconds.

---

CLIENT\_IP

**Type**

String

**Description**

The IP address of the client that's using Salesforce services. A Salesforce internal IP (such as a login from Salesforce Workbench or AppExchange) is shown as "Salesforce.com IP".

---

If the user's session context isn't available, this field returns a blank value.

---

CPU\_TIME

**Type**

Number

**Description**

The CPU time in milliseconds used to complete the request. This field indicates the amount of activity taking place in the app server layer.

---

DB\_TOTAL\_TIME

**Type**

Number

**Description**

Time (in milliseconds) spent waiting for database processing in aggregate for all operations in the request. Compare this field to CPU\_TIME to determine whether performance issues are occurring in the database layer or in your own code.

---

ENTRY\_POINT

**Type**

String

**Description**

The entry point for this Apex execution.

**Example**

- `GeneralCloner.cloneAndInsertRecords`
- `VF- /apex/CloneUser`

---

EVENT\_TYPE

**Type**

String

**Description**

The type of event. The value is always `ApexExecution`.

---

EXEC\_TIME

**Type**

Number

**Description**

The end-to-end Apex execution time (in milliseconds).

---

IS\_LONG\_RUNNING\_REQUEST

**Type**

Boolean

**Description**

Indicates whether the request is counted against your org's concurrent long-running Apex request limit (`true`) or not (`false`).

---

LOGIN\_KEY

**Type**

String

**Description**

The string that ties together all events in a given user's login session. It starts with a login event and ends with either a logout event or the user session expiring.

**Example**

GeJCsym5eyvtEK2l

NUMBER\_SOQL\_QUERIES

**Type**

Number

**Description**

The number of SOQL queries that were executed during the event.

This value is the aggregate across all namespaces, and can exceed the per-namespace limits. For test executions, the aggregate total value across all test methods executed in the request is used. If you are using this value to track limit consumption, consider filtering out test execution quiddities (indicated by the QUIDDITY field).

ORGANIZATION\_ID

**Type**

Id

**Description**

The 15-character ID of the organization.

**Example**

00D000000000123

QUIDDITY

**Type**

String

**Description**

The type of outer execution associated with this event.

**Example**

- A—QueryLocator Batch Apex (Batch Apex jobs run faster when the start method returns a QueryLocator object that doesn't include related records via a subquery. See Best Practices in [Using Batch Apex](#).)
- B— Bulk API and Bulk API 2.0
- BA—Batch Apex (for debugger)
- C—Scheduled Apex
- E—Inbound Email Service
- F—Future
- H—Apex REST

- I–Invocable Action
- K–Quick Action
- L–Lightning
- M–Remote Action
- Q–Queueable
- R–Synchronous uncategorized (which is where all transactions not specified elsewhere end up)
- S–Serial Batch Apex
- TA–Tests Async
- TD–Tests Deployment
- TS–Tests Synchronous
- V–Visualforce
- W–SOAP Webservices
- X–Execute Anonymous

REQUEST\_ID

**Type**

String

**Description**

The unique ID of a single transaction. A transaction can contain one or more events. Each event in a given transaction has the same REQUEST\_ID.

**Example**

3nWgxWbDKWWDik0FKfF5DV

RUN\_TIME

**Type**

Number

**Description**

The amount of time that the request took in milliseconds. Requests with a value over five seconds are considered long-running requests for the purposes of the Concurrent Long-Running Apex Limit.



**Note:** HTTP callout processing time isn't included when calculating the 5-second limit. We pause the timer for the callout and resume it when the callout completes.

SESSION\_KEY

**Type**

String

**Description**

The user's unique session ID. You can use this value to identify all user events within a session. When a user logs out and logs in again, a new session is started.



TIMESTAMP	<p><b>Example</b> d7DEq/ANa7nNZZVD</p>
TIMESTAMP_DERIVED	<p><b>Type</b> String</p> <p><b>Description</b> The access time of Salesforce services.</p> <p><b>Example</b> 20130715233322.670</p>
URI	<p><b>Type</b> DateTime</p> <p><b>Description</b> The access time of Salesforce services in ISO8601-compatible format (YYYY-MM-DDTHH:MM:SS.sssZ).</p> <p><b>Example</b> 2015-07-27T11:32:59.555Z</p>
URI_ID_DERIVED	<p><b>Type</b> String</p> <p><b>Description</b> The URI of the page that's receiving the request.</p> <p><b>Example</b> /home/home.jsp</p>
USER_ID	<p><b>Type</b> ID</p> <p><b>Description</b> The 18-character case insensitive ID of the URI of the page that's receiving the request.</p>
USER_ID_DERIVED	<p><b>Type</b> Id</p> <p><b>Description</b> The 15-character ID of the user who's using Salesforce services through the UI or the API.</p> <p><b>Example</b> 00530000009M943</p>

**Description**

The 18-character case insensitive ID of the user who's using Salesforce services through the UI or the API.

**Example**

```
005900000000I1SNIA0
```

---

## SEE ALSO:

[EventLogFile Supported Event Types](#)

[EventLogFile](#)

## Apex REST API Event Type

Apex REST API events capture information about every Apex REST API request.

For details about event monitoring, see the [Trailhead Event Monitoring module](#) or [REST API Developer's Guide](#). For information about Apex REST, see [Introduction to Apex REST](#).

### Fields

Field	Details
CLIENT_IP	<p><b>Type</b> String</p> <p><b>Description</b> The IP address of the client that's using Salesforce services. A Salesforce internal IP (such as a login from Salesforce Workbench or AppExchange) is shown as "Salesforce.com IP".</p> <p><b>Example</b> 96.43.144.26</p>
CPU_TIME	<p><b>Type</b> Number</p> <p><b>Description</b> The CPU time in milliseconds used to complete the request. This field indicates the amount of activity taking place in the app server layer.</p>
DB_BLOCKS	<p><b>Type</b> Number</p> <p><b>Description</b> Indicates how much activity is occurring in the database. A high value for this field suggests that adding indexes or filters on your queries would benefit performance.</p>

DB\_CPU\_TIME

**Type**

Number

**Description**

The CPU time in milliseconds to complete the request. Indicates the amount of activity taking place in the database layer during the request.

DB\_TOTAL\_TIME

**Type**

Number

**Description**

The time in nanoseconds for a database round trip. Includes time spent in the JDBC driver, network to the database, and DB\_CPU\_TIME. Compare this field to CPU\_TIME to determine whether performance issues are occurring in the database layer or in your own code.

ENTITY\_NAME

**Type**

Set

**Description**

API objects that are accessed.

**Example**

Account, Opportunity, Contact, and so on.

EVENT\_TYPE

**Type**

String

**Description**

The type of event. The value is always `ApexRestApi`.

LOGIN\_KEY

**Type**

String

**Description**

The string that ties together all events in a given user's login session. It starts with a login event and ends with either a logout event or the user session expiring.

**Example**

GeJCsym5eyvtEK2I

MEDIA\_TYPE

**Type**

String

**Description**

The media type of the response.

METHOD

**Type**

String

	<p><b>Description</b> The HTTP method of the request—GET, POST, PUT, and so on.</p>
NUMBER_FIELDS	<p><b>Type</b> Number</p> <p><b>Description</b> The number of fields or columns, where applicable.</p>
ORGANIZATION_ID	<p><b>Type</b> Id</p> <p><b>Description</b> The 15-character ID of the organization.</p> <p><b>Example</b> 00D000000000123</p>
REQUEST_SIZE	<p><b>Type</b> Number</p> <p><b>Description</b> The size of the callout request body, in bytes.</p>
REQUEST_STATUS	<p><b>Type</b> String</p> <p><b>Description</b> The status of the request for a page view or user interface action.</p> <p><b>Possible Values</b></p> <ul style="list-style-type: none"> <li>• S: Success. Salesforce handled the request successfully. If an Apex controller throws an exception, this status is also returned.</li> <li>• F: Failure. Typically 4xx or 5xx HTTP codes, such as no permission to view page, page took too long to render, page is read-only.</li> <li>• U: Undefined</li> <li>• A: Authorization Error</li> <li>• R: Redirect. Typically a 3xx HTTP code, possibly initiated by an Apex controller in a Visualforce page.</li> <li>• N: Not Found. 404 error.</li> </ul>
REQUEST_ID	<p><b>Type</b> String</p>

	<p><b>Description</b></p> <p>The unique ID of a single transaction. A transaction can contain one or more events. Each event in a given transaction has the same <code>REQUEST_ID</code>.</p> <p><b>Example</b></p> <p>3nWgxWbDKWWDik0FKfF5DV</p>
RESPONSE_SIZE	<p><b>Type</b></p> <p>Number</p> <p><b>Description</b></p> <p>The size of the callout response, in bytes.</p>
ROWS_PROCESSED	<p><b>Type</b></p> <p>Number</p> <p><b>Description</b></p> <p>The number of rows that were processed in the request.</p> <p><b>Example</b></p> <p>150</p>
RUN_TIME	<p><b>Type</b></p> <p>Number</p> <p><b>Description</b></p> <p>The amount of time that the request took in milliseconds.</p>
SESSION_KEY	<p><b>Type</b></p> <p>String</p> <p><b>Description</b></p> <p>The user's unique session ID. You can use this value to identify all user events within a session. When a user logs out and logs in again, a new session is started.</p> <p><b>Example</b></p> <p>d7DEq/ANa7nNZZVD</p>
STATUS_CODE	<p><b>Type</b></p> <p>Number</p> <p><b>Description</b></p> <p>The HTTP status code for the response.</p>
TIMESTAMP	<p><b>Type</b></p> <p>String</p> <p><b>Description</b></p> <p>The access time of Salesforce services.</p>

TIMESTAMP_DERIVED	<p><b>Example</b> 20130715233322.670</p>
URI	<p><b>Type</b> DateTime</p> <p><b>Description</b> The access time of Salesforce services in ISO8601-compatible format (YYYY-MM-DDTHH:MM:SS.sssZ).</p> <p><b>Example</b> 2015-07-27T11:32:59.555Z</p>
URI_ID_DERIVED	<p><b>Type</b> String</p> <p><b>Description</b> The URI of the page that's receiving the request.</p> <p><b>Example</b> /home/home.jsp</p>
USER_AGENT	<p><b>Type</b> ID</p> <p><b>Description</b> The 18-character case insensitive ID of the URI of the page that's receiving the request.</p>
USER_ID	<p><b>Type</b> Number</p> <p><b>Description</b> The numeric code for the type of client used to make the request (for example, the browser, application, or API).</p>
USER_ID_DERIVED	<p><b>Type</b> Id</p> <p><b>Description</b> The 15-character ID of the user who's using Salesforce services through the UI or the API.</p> <p><b>Example</b> 00530000009M943</p>
USER_ID_DERIVED	<p><b>Type</b> Id</p> <p><b>Description</b> The 18-character case insensitive ID of the user who's using Salesforce services through the UI or the API.</p>

**Example**

005900000000I1SNIA0

## SEE ALSO:

[EventLogFile Supported Event Types](#)[EventLogFile](#)

## Apex SOAP Event Type

Apex SOAP events contain details about Web Services API calls.

For details about event monitoring, see the [Trailhead Event Monitoring module](#) or [REST API Developer's Guide](#).

### Fields

Field	Details
CLASS_NAME	<p><b>Type</b> String</p> <p><b>Description</b> The Apex class name. If the class is part of a managed package, this string includes the package namespace.</p>
CLIENT_IP	<p><b>Type</b> String</p> <p><b>Description</b> The IP address of the client that's using Salesforce services. A Salesforce internal IP (such as a login from Salesforce Workbench or AppExchange) is shown as "Salesforce.com IP".</p> <p><b>Example</b> 96.43.144.26</p>
CLIENT_NAME	<p><b>Type</b> String</p> <p><b>Description</b> The name of the client that's using Salesforce services. This field is an optional parameter that can be passed in API calls. If blank, the caller didn't specify a client in the CallOptions header.</p>
CPU_TIME	<p><b>Type</b> Number</p>

	<p><b>Description</b></p> <p>The CPU time in milliseconds used to complete the request. This field indicates the amount of activity taking place in the app server layer.</p>
DB_TOTAL_TIME	<p><b>Type</b></p> <p>Number</p> <p><b>Description</b></p> <p>Time (in milliseconds) spent waiting for database processing in aggregate for all operations in the request. Compare this field to CPU_TIME to determine whether performance issues are occurring in the database layer or in your own code.</p>
EVENT_TYPE	<p><b>Type</b></p> <p>String</p> <p><b>Description</b></p> <p>The type of event. The value is always ApexSoap.</p>
LIMIT_USAGE_PERCENT	<p><b>Type</b></p> <p>Number</p> <p><b>Description</b></p> <p>The percentage of Apex SOAP calls that were made against the organization's limit.</p>
LOGIN_KEY	<p><b>Type</b></p> <p>String</p> <p><b>Description</b></p> <p>The string that ties together all events in a given user's login session. It starts with a login event and ends with either a logout event or the user session expiring.</p> <p><b>Example</b></p> <p>GeJCsym5eyvtEK2l</p>
METHOD_NAME	<p><b>Type</b></p> <p>String</p> <p><b>Description</b></p> <p>The name of the calling Apex method.</p>
ORGANIZATION_ID	<p><b>Type</b></p> <p>Id</p> <p><b>Description</b></p> <p>The 15-character ID of the organization.</p> <p><b>Example</b></p> <p>00D000000000123</p>



QUERY

**Type**

String

**Description**

The SOQL query, if one was performed.

REQUEST\_ID

**Type**

String

**Description**

The unique ID of a single transaction. A transaction can contain one or more events. Each event in a given transaction has the same REQUEST\_ID.

**Example**

3nWgxWbDKWWDik0FKfF5DV

REQUEST\_STATUS

**Type**

String

**Description**

The status of the request for a page view or user interface action.

**Possible Values**

- S: Success. Salesforce handled the request successfully. If an Apex controller throws an exception, this status is also returned.
- F: Failure. Typically 4xx or 5xx HTTP codes, such as no permission to view page, page took too long to render, page is read-only.
- U: Undefined
- A: Authorization Error
- R: Redirect. Typically a 3xx HTTP code, possibly initiated by an Apex controller in a Visualforce page.
- N: Not Found. 404 error.

RUN\_TIME

**Type**

Number

**Description**

The amount of time that the request took in milliseconds. Requests with a value over five seconds are considered long-running requests for the purposes of the Concurrent Long-Running Apex Limit.



**Note:** HTTP callout processing time isn't included when calculating the 5-second limit. We pause the timer for the callout and resume it when the callout completes.

SESSION\_KEY

**Type**

String

**Description**

The user's unique session ID. You can use this value to identify all user events within a session. When a user logs out and logs in again, a new session is started.

**Example**

d7DEq/ANa7nNZZVD

TIMESTAMP

**Type**

String

**Description**

The access time of Salesforce services.

**Example**

20130715233322.670

TIMESTAMP\_DERIVED

**Type**

DateTime

**Description**

The access time of Salesforce services in ISO8601-compatible format (YYYY-MM-DDTHH:MM:SS.sssZ).

**Example**

2015-07-27T11:32:59.555Z

URI

**Type**

String

**Description**

The URI of the page that's receiving the request.

**Example**

/home/home.jsp

URI\_ID\_DERIVED

**Type**

ID

**Description**

The 18-character case insensitive ID of the URI of the page that's receiving the request.

USER\_ID

**Type**

Id

**Description**

The 15-character ID of the user who's using Salesforce services through the UI or the API.

**Example**

00530000009M943

USER\_ID\_DERIVED

**Type**

Id

**Description**

The 18-character case insensitive ID of the user who's using Salesforce services through the UI or the API.

**Example**

00590000000I1SNIA0

## SEE ALSO:

[EventLogFile Supported Event Types](#)

[EventLogFile](#)

## Apex Trigger Event Type


Apex Trigger events contain details about triggers that fire in an organization.

For details about event monitoring, see the [Trailhead Event Monitoring module](#) or [REST API Developer's Guide](#).

### Fields

Field	Details
CLIENT_IP	<p><b>Type</b> String</p> <p><b>Description</b> The IP address of the client that's using Salesforce services. A Salesforce internal IP (such as a login from Salesforce Workbench or AppExchange) is shown as "Salesforce.com IP".</p> <p><b>Example</b> 96.43.144.26</p>
CPU_TIME	<p><b>Type</b> Number</p> <p><b>Description</b> The CPU time in milliseconds used to complete the request. This field indicates the amount of activity taking place in the app server layer.</p>
DB_TOTAL_TIME	<p><b>Type</b> Number</p>

	<p><b>Description</b></p> <p>Time (in milliseconds) spent waiting for database processing in aggregate for all operations in the request. Compare this field to <code>CPU_TIME</code> to determine whether performance issues are occurring in the database layer or in your own code.</p>
ENTITY_NAME	<p><b>Type</b></p> <p>String</p> <p><b>Description</b></p> <p>The name of the object affected by the trigger.</p>
EVENT_TYPE	<p><b>Type</b></p> <p>String</p> <p><b>Description</b></p> <p>The type of event. The value is always <code>ApexTrigger</code>.</p>
EXEC_TIME	<p><b>Type</b></p> <p>Number</p> <p><b>Description</b></p> <p>The end-to-end Apex execution time (in milliseconds).</p>
LOGIN_KEY	<p><b>Type</b></p> <p>String</p> <p><b>Description</b></p> <p>The string that ties together all events in a given user's login session. It starts with a login event and ends with either a logout event or the user session expiring.</p> <p><b>Example</b></p> <p>GeJCsym5eyvtEK2l</p>
ORGANIZATION_ID	<p><b>Type</b></p> <p>Id</p> <p><b>Description</b></p> <p>The 15-character ID of the organization.</p> <p><b>Example</b></p> <p>00D000000000123</p>
REQUEST_ID	<p><b>Type</b></p> <p>String</p> <p><b>Description</b></p> <p>The unique ID of a single transaction. A transaction can contain one or more events. Each event in a given transaction has the same <code>REQUEST_ID</code>.</p>

	<p><b>Example</b> 3nWgxWbDKWWDIk0FKfF5DV</p>
REQUEST_STATUS	<p><b>Type</b> String</p> <p><b>Description</b> The status of the request for a page view or user interface action.</p> <p><b>Possible Values</b></p> <ul style="list-style-type: none"> <li>• S: Success. Salesforce handled the request successfully. If an Apex controller throws an exception, this status is also returned.</li> <li>• F: Failure. Typically 4xx or 5xx HTTP codes, such as no permission to view page, page took too long to render, page is read-only.</li> <li>• U: Undefined</li> <li>• A: Authorization Error</li> <li>• R: Redirect. Typically a 3xx HTTP code, possibly initiated by an Apex controller in a Visualforce page.</li> <li>• N: Not Found. 404 error.</li> </ul>
RUN_TIME	<p><b>Type</b> Number</p> <p><b>Description</b> The amount of time that the request took in milliseconds.  Requests with a value over five seconds are considered long-running requests for the purposes of the Concurrent Long-Running Apex Limit.</p> <p> <b>Note:</b> HTTP callout processing time isn't included when calculating the 5-second limit. We pause the timer for the callout and resume it when the callout completes.</p>
SESSION_KEY	<p><b>Type</b> String</p> <p><b>Description</b> The user's unique session ID. You can use this value to identify all user events within a session. When a user logs out and logs in again, a new session is started.</p> <p><b>Example</b> d7DEq/ANa7nNZZVD</p>
TIMESTAMP	<p><b>Type</b> String</p>

	<p><b>Description</b> The access time of Salesforce services.</p> <p><b>Example</b> 20130715233322.670</p>
TIMESTAMP_DERIVED	<p><b>Type</b> DateTime</p> <p><b>Description</b> The access time of Salesforce services in ISO8601-compatible format (YYYY-MM-DDTHH:MM:SS.sssZ).</p> <p><b>Example</b> 2015-07-27T11:32:59.555Z</p>
TRIGGER_ID	<p><b>Type</b> String</p> <p><b>Description</b> The 15-character ID of the trigger that was fired.</p>
TRIGGER_NAME	<p><b>Type</b> String</p> <p><b>Description</b> For triggers coming from managed packages, TRIGGER_NAME includes a namespace prefix separated with a . character. If no namespace prefix is present, the trigger is from an unmanaged trigger.</p> <p>Examples:</p> <ul style="list-style-type: none"> <li>examplePackage.managedExampleTrigger - Managed trigger from the examplePackage namespace</li> <li>unmanagedExampleTrigger - Unmanaged trigger</li> </ul>
TRIGGER_TYPE	<p><b>Type</b> String</p> <p><b>Description</b> The type of this trigger.</p> <p><b>Possible Values</b></p> <ul style="list-style-type: none"> <li>AfterInsert</li> <li>AfterUpdate</li> <li>BeforeInsert</li> <li>BeforeUpdate</li> </ul>
URI	<p><b>Type</b> String</p>

	<p><b>Description</b></p> <p>The URI of the page that's receiving the request.</p> <p><b>Example</b></p> <p>/home/home.jsp</p>
URI_ID_DERIVED	<p><b>Type</b></p> <p>ID</p> <p><b>Description</b></p> <p>The 18-character case insensitive ID of the URI of the page that's receiving the request.</p>
USER_ID	<p><b>Type</b></p> <p>Id</p> <p><b>Description</b></p> <p>The 15-character ID of the user who's using Salesforce services through the UI or the API.</p> <p><b>Example</b></p> <p>00530000009M943</p>
USER_ID_DERIVED	<p><b>Type</b></p> <p>Id</p> <p><b>Description</b></p> <p>The 18-character case insensitive ID of the user who's using Salesforce services through the UI or the API.</p> <p><b>Example</b></p> <p>00590000000I1SNIA0</p>

## SEE ALSO:

[EventLogFile Supported Event Types](#)

[EventLogFile](#)


## Apex Unexpected Exception Event Type

The Apex Unexpected Exception event type captures information about unexpected exceptions in Apex code execution. This event type is available in the EventLogFile object in API version 45.0 and later.

For details about event monitoring, see the [Trailhead Event Monitoring module](#) or [REST API Developer's Guide](#).

### Fields

Field	Details
EVENT_TYPE	<p><b>Type</b></p> <p>String</p>

Field	Details
	<p><b>Description</b></p> <p>The type of event. The value is always <code>ApexUnexpectedException</code>.</p>
EXCEPTION_MESSAGE	<p><b>Type</b></p> <p>Text</p> <p><b>Description</b></p> <p>The type of exception.</p> <p><b>Example</b></p> <p>Divide by 0</p>
EXCEPTION_TYPE	<p><b>Type</b></p> <p>String</p> <p><b>Description</b></p> <p>The type of exception.</p> <p><b>Example</b></p> <p>System.MathException</p>
ORGANIZATION_ID	<p><b>Type</b></p> <p>Id</p> <p><b>Description</b></p> <p>The 15-character ID of the organization.</p> <p><b>Example</b></p> <p>00D000000000123</p>
REQUEST_ID	<p><b>Type</b></p> <p>String</p> <p><b>Description</b></p> <p>The unique ID of a single transaction. A transaction can contain one or more events. Each event in a given transaction has the same <code>REQUEST_ID</code>.</p> <p><b>Example</b></p> <p>3nWgxWbDKWWDIK0FKfF5DV</p>
STACK_TRACE	<p><b>Type</b></p> <p>Text</p> <p><b>Description</b></p> <p>The stack trace for the exception.</p> <p> <b>Note:</b> If the exception is thrown from a managed package, <code>STACK_TRACE</code> is omitted.</p> <p><b>Example</b></p> <pre>Class.OpportunityUtility.insert: line 22, column 1 AnonymousBlock: line 1, column 1</pre>



Field	Details
TIMESTAMP	<p><b>Type</b> String</p> <p><b>Description</b> The access time of Salesforce services.</p> <p><b>Example</b> 20130715233322.670</p>
TIMESTAMP_DERIVED	<p><b>Type</b> DateTime</p> <p><b>Description</b> The access time of Salesforce services in ISO8601-compatible format (YYYY-MM-DDTHH:MM:SS.sssZ).</p> <p><b>Example</b> 2015-07-27T11:32:59.555Z</p>

## SEE ALSO:

[EventLogFile Supported Event Types](#)

[EventLogFile](#)

## API Event Type

API events contain details about your organization's web services API activity.

For details about event monitoring, see the [Trailhead Event Monitoring module](#) or [REST API Developer's Guide](#).

### Fields

Field	Details
API_TYPE	<p><b>Type</b> String</p> <p><b>Description</b> The type of API request.</p> <p><b>Possible Values</b></p> <ul style="list-style-type: none"> <li>• D: Apex Class</li> <li>• E: SOAP Enterprise</li> <li>• I: SOAP Cross Instance</li> <li>• M: SOAP Metadata</li> <li>• o: Old SOAP</li> <li>• P: SOAP Partner</li> <li>• S: SOAP Apex</li> </ul>

- T: SOAP Tooling
- X: XmlRPC
- F: Feed
- L: Live Agent
- P: SOAP ClientSync

API\_VERSION

**Type**

String

**Description**

The version of the API that's being used.

**Example**

36.0

CLIENT\_IP

**Type**

String

**Description**

The IP address of the client that's using Salesforce services. A Salesforce internal IP (such as a login from Salesforce Workbench or AppExchange) is shown as "Salesforce.com IP".

**Example**

96.43.144.26

CLIENT\_NAME

**Type**

String

**Description**

The name of the client that's using Salesforce services. This field is an optional parameter that can be passed in API calls. If blank, the caller didn't specify a client in the CallOptions header.

CPU\_TIME

**Type**

Number

**Description**

The CPU time in milliseconds used to complete the request. This field indicates the amount of activity taking place in the app server layer.

DB\_BLOCKS

**Type**

Number

**Description**

Indicates how much activity is occurring in the database. A high value for this field suggests that adding indexes or filters on your queries would benefit performance.

DB\_CPU\_TIME

**Type**

Number

**Description**

The CPU time in milliseconds to complete the request. Indicates the amount of activity taking place in the database layer during the request.

DB\_TOTAL\_TIME

**Type**

Number

**Description**

The time in nanoseconds for a database round trip. Includes time spent in the JDBC driver, network to the database, and DB\_CPU\_TIME. Compare this field to CPU\_TIME to determine whether performance issues are occurring in the database layer or in your own code.

ENTITY\_NAME

**Type**

Set

**Description**

API objects that are accessed.

**Example**

Account, Opportunity, Contact, and so on.

EVENT\_TYPE

**Type**

String

**Description**

The type of event. The value is always API.

LOGIN\_KEY

**Type**

String

**Description**

The string that ties together all events in a given user's login session. It starts with a login event and ends with either a logout event or the user session expiring.

**Example**

GeJCsym5eyvtEK2I

METHOD\_NAME

**Type**

String

**Description**

The name of the calling Apex method.

ORGANIZATION\_ID

**Type**

Id

	<p><b>Description</b> The 15-character ID of the organization.</p> <p><b>Example</b> 00D000000000123</p>
REQUEST_ID	<p><b>Type</b> String</p> <p><b>Description</b> The unique ID of a single transaction. A transaction can contain one or more events. Each event in a given transaction has the same REQUEST_ID.</p> <p><b>Example</b> 3nWgxWbDKWWDik0FKfF5DV</p>
REQUEST_SIZE	<p><b>Type</b> Number</p> <p><b>Description</b> The size of the callout request body, in bytes.</p>
REQUEST_STATUS	<p><b>Type</b> String</p> <p><b>Description</b> The status of the request for a page view or user interface action.</p> <p><b>Possible Values</b></p> <ul style="list-style-type: none"> <li>• S: Success. Salesforce handled the request successfully. If an Apex controller throws an exception, this status is also returned.</li> <li>• F: Failure. Typically 4xx or 5xx HTTP codes, such as no permission to view page, page took too long to render, page is read-only.</li> <li>• U: Undefined</li> <li>• A: Authorization Error</li> <li>• R: Redirect. Typically a 3xx HTTP code, possibly initiated by an Apex controller in a Visualforce page.</li> <li>• N: Not Found. 404 error.</li> </ul>
RESPONSE_SIZE	<p><b>Type</b> Number</p> <p><b>Description</b> The size of the callout response, in bytes.</p>

ROWS\_PROCESSED

**Type**

Number

**Description**

The number of rows that were processed in the request.

**Example**

150

RUN\_TIME

**Type**

Number

**Description**

The amount of time that the request took in milliseconds.

SESSION\_KEY

**Type**

String

**Description**

The user's unique session ID. You can use this value to identify all user events within a session. When a user logs out and logs in again, a new session is started.

**Example**

d7DEq/ANa7nNZZVD

TIMESTAMP

**Type**

String

**Description**

The access time of Salesforce services.

**Example**

20130715233322.670

TIMESTAMP\_DERIVED

**Type**

DateTime

**Description**

The access time of Salesforce services in ISO8601-compatible format (YYYY-MM-DDTHH:MM:SS.sssZ).

**Example**

2015-07-27T11:32:59.555Z

URI

**Type**

String

**Description**

The URI of the page that's receiving the request.

**Example**

/home/home.jsp

URI\_ID\_DERIVED

**Type**

ID

**Description**

The 18-character case insensitive ID of the URI of the page that's receiving the request.

USER\_ID

**Type**

Id

**Description**

The 15-character ID of the user who's using Salesforce services through the UI or the API.

**Example**

00530000009M943

USER\_ID\_DERIVED

**Type**

Id

**Description**

The 18-character case insensitive ID of the user who's using Salesforce services through the UI or the API.

**Example**

00590000000I1SNIA0

## SEE ALSO:

[EventLogFile Supported Event Types](#)

[EventLogFile](#)

## Asynchronous Report Run Event Type

Asynchronous Report Run events are created for reporting requests that are scheduled. This category includes dashboard refreshes, asynchronous reports, schedule reports, and analytics snapshots.

For details about event monitoring, see the [Trailhead Event Monitoring module](#) or [REST API Developer's Guide](#).

### Fields

**Field****Details**

AVERAGE\_ROW\_SIZE

**Type**

Number

**Description**

The average row size of all rows in the Asynchronous Report Run event, in bytes. A large average size, coupled with a high ROW\_COUNT, can indicate that a user is downloading information for fraudulent purposes. For example, a salesperson

who downloads all sales leads before departing for a competitor.

**Example**

700

---

CLIENT\_IP

**Type**

String

**Description**

The IP address of the client that's using Salesforce services. A Salesforce internal IP (such as a login from Salesforce Workbench or AppExchange) is shown as "Salesforce.com IP".

**Example**

96.43.144.26

---

CPU\_TIME

**Type**

Number

**Description**

The CPU time in milliseconds used to complete the request. This field indicates the amount of activity taking place in the app server layer.

---

DASHBOARD\_ID

**Type**

String

**Description**

The 15-character ID of the dashboard that was run.

---

DB\_TOTAL\_TIME

**Type**

Number

**Description**

The time in nanoseconds for a database round trip. Includes time spent in the JDBC driver, network to the database, and DB\_CPU\_TIME. Compare this field to CPU\_TIME to determine whether performance issues are occurring in the database layer or in your own code.

---

DB\_BLOCKS

**Type**

Number

**Description**

Indicates how much activity is occurring in the database. A high value for this field suggests that adding indexes or filters on your queries would benefit performance.

---

DB\_CPU\_TIME

**Type**

Number

	<p><b>Description</b></p> <p>The CPU time in milliseconds to complete the request. Indicates the amount of activity taking place in the database layer during the request.</p>
DISPLAY_TYPE	<p><b>Type</b></p> <p>String</p> <p><b>Description</b></p> <p>The report display type, indicating the run mode of the report.</p> <p><b>Possible Values</b></p> <ul style="list-style-type: none"> <li>• D: Dashboard</li> <li>• S: Show Details</li> <li>• H: Hide Details</li> </ul>
ENTITY_NAME	<p><b>Type</b></p> <p>String</p> <p><b>Description</b></p> <p>The name of the object affected by the trigger.</p>
EVENT_TYPE	<p><b>Type</b></p> <p>String</p> <p><b>Description</b></p> <p>The type of event. The value is always <code>AsynchronousReportRun</code>.</p>
LOGIN_KEY	<p><b>Type</b></p> <p>String</p> <p><b>Description</b></p> <p>The string that ties together all events in a given user's login session. It starts with a login event and ends with either a logout event or the user session expiring.</p> <p><b>Example</b></p> <p>GeJCsym5eyvtEK2l</p>
NUMBER_BUCKETS	<p><b>Type</b></p> <p>Number</p> <p><b>Description</b></p> <p>The number of buckets that were used in the report.</p>
NUMBER_COLUMNS	<p><b>Type</b></p> <p>Number</p> <p><b>Description</b></p> <p>The number of columns in the report.</p>



NUMBER\_EXCEPTION\_FILTERS

**Type**

Number

**Description**

The number of exception filters that are used in the report.

ORGANIZATION\_ID

**Type**

Id

**Description**

The 15-character ID of the organization.

**Example**

00D000000000123

ORIGIN

**Type**

String

**Description**

The context in which the report executed, such as from a UI (Classic, Lightning, Mobile), through an API (synchronous, asynchronous, Apex), or through a dashboard.

**Possible Values**

- `ReportOpenedFromMobileDashboard`: Report executed when a user clicked a dashboard component on a mobile device and drilled down to a report.
- `DashboardComponentUpdated`: Report executed when a user refreshed a dashboard component.
- `DashboardComponentPreviewed`: Report executed from a Lightning dashboard component preview.
- `ReportRunUsingSynchronousApi`: Report executed from a synchronous API.
- `ReportRunUsingAsynchronousApi`: Report executed from an asynchronous API.
- `ReportRunUsingApexSynchronousApi`: Report executed from the synchronous Apex API.
- `ReportRunUsingApexAsynchronousApi`: Report executed from the asynchronous Apex API.
- `ReportExported`: Report executed from a printable view or report export that was not asynchronous nor an API export.
- `ReportRunFromClassic`: Report executed from the Run Report option of Salesforce Classic.
- `ReportRunFromMobile`: Report executed from the Run Report option of the mobile Salesforce app.

- `ReportRunFromLightning`: Report executed from the Run option in Lightning Experience from a non-mobile browser.
- `ReportRunFromRestApi`: Report executed from the REST API.
- `ReportPreviewed`: Report executed when a user got preview results while using the report builder.
- `ReportScheduled`: Report was scheduled.
- `ProbeQuery`: Report executed from a probe query.
- `ReportRunFromReportingSnapshot`: Report executed through Snapshot Analytics.
- `ReportExportedAsynchronously`: Report was exported asynchronously.
- `ReportExportedUsingExcelConnector`: Report was exported using the Excel connector.
- `ChartRenderedOnVisualforcePage`: Report executed from a rendered chart on a VisualForce Page.
- `ChartRenderedInEmbeddedAnalyticsApp`: Report executed from a rendered chart in an embedded Analytics app.
- `ReportRunAndNotificationSent`: Report executed through the notifications API.
- `ChartRenderedOnHomePage`: Report executed from a rendered chart on the home page.
- `ReportResultsAddedToWaveTrending`: Report executed when a user trended a report in Einstein Analytics.
- `ReportAddedToCampaign`: Report was added from an Add to Campaign action.
- `ReportResultsAddedToEinsteinDiscovery`: Report executed synchronously from Einstein Discovery.
- `Unknown`: Report execution origin is unknown.
- `Test`: Report execution resulted from a test.

---

RENDERING\_TYPE

**Type**

String

**Description**

The report rendering type, describing the format of the report output.

**Possible Values**

- `w`: Web (HTML)
  - `E`: Email
  - `P`: Printable
  - `x`: Excel
-

- C: Comma-separated values (CSV)
- J: JavaScript Object Notation (JSON)
- D: Dummy data

REPORT\_ID

**Type**

Id

**Description**

The 15-character ID of the report that was run.

REPORT\_ID\_DERIVED

**Type**

Id

**Description**

The 18-character case insensitive ID of the report that was run.

REQUEST\_ID

**Type**

String

**Description**

The unique ID of a single transaction. A transaction can contain one or more events. Each event in a given transaction has the same REQUEST\_ID.

**Example**

3nWgxWbDKWWDik0FKfF5DV

REQUEST\_STATUS

**Type**

String

**Description**

The status of the request for a page view or user interface action.

**Possible Values**

- S: Success. Salesforce handled the request successfully. If an Apex controller throws an exception, this status is also returned.
- F: Failure. Typically 4xx or 5xx HTTP codes, such as no permission to view page, page took too long to render, page is read-only.
- U: Undefined
- A: Authorization Error
- R: Redirect. Typically a 3xx HTTP code, possibly initiated by an Apex controller in a Visualforce page.
- N: Not Found. 404 error.

ROW\_COUNT

**Type**

Number

**Description**

The number of rows that were processed in the Asynchronous Report Run event. High row counts, coupled with a high `AVERAGE_ROW_SIZE`, can indicate that a user is downloading information for fraudulent purposes. For example, a salesperson who downloads all sales leads before departing for a competitor.

**Example**

150

---

RUN\_TIME

**Type**

Number

**Description**

The amount of time that the request took in milliseconds.

---

SESSION\_KEY

**Type**

String

**Description**

The user's unique session ID. You can use this value to identify all user events within a session. When a user logs out and logs in again, a new session is started.

**Example**

d7DEq/ANa7nNZZVD

---

SORT

**Type**

String

**Description**

The sort column and order that was used in the report.

---

TIMESTAMP

**Type**

String

**Description**

The access time of Salesforce services.

**Example**

20130715233322.670

---

TIMESTAMP\_DERIVED

**Type**

DateTime

**Description**

The access time of Salesforce services in ISO8601-compatible format (YYYY-MM-DDTHH:MM:SS.sssZ).

**Example**

2015-07-27T11:32:59.555Z

---

URI

**Type**

String

**Description**

The URI of the page that's receiving the request.

**Example**

/home/home.jsp

URI\_ID\_DERIVED

**Type**

ID

**Description**

The 18-character case insensitive ID of the URI of the page that's receiving the request.

USER\_ID

**Type**

Id

**Description**

The 15-character ID of the user who's using Salesforce services through the UI or the API.

**Example**

00530000009M943

USER\_ID\_DERIVED

**Type**

Id

**Description**

The 18-character case insensitive ID of the user who's using Salesforce services through the UI or the API.

**Example**

00590000000I1SNIA0

## SEE ALSO:

[EventLogFile Supported Event Types](#)[EventLogFile](#)

## Bulk API Event Type

Bulk API events contain details about Bulk API requests.

For details about event monitoring, see the [Trailhead Event Monitoring module](#) or [REST API Developer's Guide](#).

## Fields

**Field****Details**

BATCH\_ID

**Type**

String

**Description**

The 15-character ID of the Bulk API batch.

---

CLIENT\_IP

**Type**

String

**Description**

The IP address of the client that's using Salesforce services. A Salesforce internal IP (such as a login from Salesforce Workbench or AppExchange) is shown as "Salesforce.com IP".

**Example**

96.43.144.26

CPU\_TIME

**Type**

Number

**Description**

The CPU time in milliseconds used to complete the request. This field indicates the amount of activity taking place in the app server layer.

---

ENTITY\_TYPE

**Type**

String

**Description**

The type of entity that the Bulk API used.

---

EVENT\_TYPE

**Type**

String

**Description**

The type of event. The value is always `BulkApi`.

---

JOB\_ID

**Type**

String

**Description**

The 15-character ID of the Bulk API job.

---

LOGIN\_KEY

**Type**

String

**Description**

The string that ties together all events in a given user's login session. It starts with a login event and ends with either a logout event or the user session expiring.

**Example**

GeJCsym5eyvtEK2l

MESSAGE

**Type**

EscapedString

**Description**

Any success or error message that's associated with the request.

NUMBER\_FAILURES

**Type**

Number

**Description**

The number of failures that were returned with the request.

OPERATION\_TYPE

**Type**

String

**Description**

The type of Bulk API operation that was performed.

ORGANIZATION\_ID

**Type**

Id

**Description**

The 15-character ID of the organization.

**Example**

00D000000000123

REQUEST\_ID

**Type**

String

**Description**

The unique ID of a single transaction. A transaction can contain one or more events. Each event in a given transaction has the same REQUEST\_ID.

**Example**

3nWgxWbDKWWDik0FKfF5DV

ROWS\_PROCESSED

**Type**

Number

**Description**

The number of rows that were processed in the request.

**Example**

150

RUN\_TIME

**Type**

Number

**Description**

The amount of time that the request took in milliseconds.

SESSION\_KEY

**Type**

String

**Description**

The user's unique session ID. You can use this value to identify all user events within a session. When a user logs out and logs in again, a new session is started.

**Example**

d7DEq/ANa7nNZZVD

SUCCESS

**Type**

Boolean

**Description**

Whether the batch was successful.

TIMESTAMP

**Type**

String

**Description**

The access time of Salesforce services.

**Example**

20130715233322.670

TIMESTAMP\_DERIVED

**Type**

DateTime

**Description**

The access time of Salesforce services in ISO8601-compatible format (YYYY-MM-DDTHH:MM:SS.SSSZ).

**Example**

2015-07-27T11:32:59.555Z

URI

**Type**

String

**Description**

The URI of the page that's receiving the request.

**Example**

/home/home.jsp

URI\_ID\_DERIVED

**Type**

ID

**Description**

The 18-character case insensitive ID of the URI of the page that's receiving the request.



USER\_ID

**Type**

Id

**Description**

The 15-character ID of the user who's using Salesforce services through the UI or the API.

**Example**

00530000009M943

USER\_ID\_DERIVED

**Type**

Id

**Description**

The 18-character case insensitive ID of the user who's using Salesforce services through the UI or the API.

**Example**

00590000000I1SNIA0

## SEE ALSO:

[EventLogFile Supported Event Types](#)

[EventLogFile](#)

## Change Set Operation Event Type

Change Set Operation events contain information from change set migrations.

For details about event monitoring, see the [Trailhead Event Monitoring module](#) or [REST API Developer's Guide](#).

### Fields

**Field****Details**

CHANGE\_SET\_NAME

**Type**

String

**Description**

The name of the change set.

CLIENT\_IP

**Type**

String

**Description**

The IP address of the client that's using Salesforce services. A Salesforce internal IP (such as a login from Salesforce Workbench or AppExchange) is shown as "Salesforce.com IP".

**Example**

96.43.144.26

CPU\_TIME

**Type**

Number

**Description**

The CPU time in milliseconds used to complete the request. This field indicates the amount of activity taking place in the app server layer.

EVENT\_TYPE

**Type**

String

**Description**

The type of event. The value is always `ChangeSetOperation`.

LOGIN\_KEY

**Type**

String

**Description**

The string that ties together all events in a given user's login session. It starts with a login event and ends with either a logout event or the user session expiring.

**Example**

GeJCsym5eyvtEK2l

OPERATION

**Type**

String

**Description**

The operation that's being performed.

**Possible Values**

- DELETE
- DEPLOY
- UPLOAD
- VALIDATE

ORGANIZATION\_ID

**Type**

Id

**Description**

The 15-character ID of the organization.

**Example**

00D000000000123

REQUEST\_ID

**Type**

String

	<p><b>Description</b></p> <p>The unique ID of a single transaction. A transaction can contain one or more events. Each event in a given transaction has the same <code>REQUEST_ID</code>.</p> <p><b>Example</b></p> <p>3nWgxWbDKWWDik0FKfF5DV</p>
RUN_TIME	<p><b>Type</b></p> <p>Number</p> <p><b>Description</b></p> <p>The amount of time that the request took in milliseconds.</p>
SESSION_KEY	<p><b>Type</b></p> <p>String</p> <p><b>Description</b></p> <p>The user's unique session ID. You can use this value to identify all user events within a session. When a user logs out and logs in again, a new session is started.</p> <p><b>Example</b></p> <p>d7DEq/ANa7nNZZVD</p>
TARGET_ORG_ID	<p><b>Type</b></p> <p>Id</p> <p><b>Description</b></p> <p>The 15-character ID of the organization that's receiving the change set.</p>
TIMESTAMP	<p><b>Type</b></p> <p>String</p> <p><b>Description</b></p> <p>The access time of Salesforce services.</p> <p><b>Example</b></p> <p>20130715233322.670</p>
TIMESTAMP_DERIVED	<p><b>Type</b></p> <p>DateTime</p> <p><b>Description</b></p> <p>The access time of Salesforce services in ISO8601-compatible format (YYYY-MM-DDTHH:MM:SS.sssZ).</p> <p><b>Example</b></p> <p>2015-07-27T11:32:59.555Z</p>
URI	<p><b>Type</b></p> <p>String</p>

	<p><b>Description</b> The URI of the page that's receiving the request.</p> <p><b>Example</b> /home/home.jsp</p>
URI_ID_DERIVED	<p><b>Type</b> ID</p> <p><b>Description</b> The 18-character case insensitive ID of the URI of the page that's receiving the request.</p>
USER_ID	<p><b>Type</b> Id</p> <p><b>Description</b> The 15-character ID of the user who's using Salesforce services through the UI or the API.</p> <p><b>Example</b> 00530000009M943</p>
USER_ID_DERIVED	<p><b>Type</b> Id</p> <p><b>Description</b> The 18-character case insensitive ID of the user who's using Salesforce services through the UI or the API.</p> <p><b>Example</b> 00590000000I1SNIA0</p>

**SEE ALSO:**

[EventLogFile Supported Event Types](#)

[EventLogFile](#)

## Concurrent Long-Running Apex Limit Event Type

Concurrent Long-Running Apex Limit events contain information about long-running concurrent Apex requests in your org that Salesforce terminated after reaching your org's concurrency limit. Requests with an established Apex context that execute for 5 seconds are counted towards your org's limit of concurrent long-running requests. (Asynchronous requests don't count towards the limit.) When there are more than 10 long-running requests (org default limit), additional long-running requests are terminated. This event type is available in the EventLogFile object in API version 45.0 and later.

For details about event monitoring, see the [Trailhead Event Monitoring module](#) or [REST API Developer's Guide](#).

## Fields

Field	Details
EVENT_TYPE	<p><b>Type</b> String</p> <p><b>Description</b> The type of event. The value is always <code>ConcurrentLongRunningApexLimit</code>.</p>
NUMBER_REQUESTS	<p><b>Type</b> Number</p> <p><b>Description</b> Count of requests with an established Apex context executing for longer than 5 seconds in your org.</p>
ORGANIZATION_ID	<p><b>Type</b> Id</p> <p><b>Description</b> The 15-character ID of the organization.</p> <p><b>Example</b> 00D0000000000123</p>
REQUEST_ID	<p><b>Type</b> String</p> <p><b>Description</b> The unique ID of a single transaction. A transaction can contain one or more events. Each event in a given transaction has the same <code>REQUEST_ID</code>.</p> <p><b>Example</b> 3nWgxWbDKWWDIK0FKfF5DV</p>
REQUEST_URI	<p><b>Type</b> String</p> <p><b>Description</b> URI of the long-running Apex request that Salesforce terminated.</p> <p><b>Example</b> /apex/ApexClassName</p>
REQUESTS_LIMIT	<p><b>Type</b> Number</p> <p><b>Description</b> Maximum count of requests with an established Apex context that can execute for longer than 5 seconds. When <code>NUMBER_REQUESTS</code> reaches this limit, then additional long-running Apex requests are terminated. (Asynchronous requests don't count towards the limit.) The default limit is 10.</p>

Field	Details
	<p><b>Example</b> 10</p>
TIMESTAMP	<p><b>Type</b> String</p> <p><b>Description</b> The access time of Salesforce services.</p> <p><b>Example</b> 20130715233322.670</p>
TIMESTAMP_DERIVED	<p><b>Type</b> DateTime</p> <p><b>Description</b> The access time of Salesforce services in ISO8601-compatible format (YYYY-MM-DDTHH:MM:SS.sssZ).</p> <p><b>Example</b> 2015-07-27T11:32:59.555Z</p>
USER_ID	<p><b>Type</b> Id</p> <p><b>Description</b> The 15-character ID of the user who's using Salesforce services through the UI or the API.</p> <p><b>Example</b> 00530000009M943</p>

## Usage

For example, you can monitor Concurrent Long-Running Apex Limit log counts to get a benchmark or plot a count by hour. To identify where the limit was exceeded, see the REQUEST\_URI field. Then, cross-reference this data with [Apex Execution event](#) data where the average RUN\_TIME exceeds 5 seconds. To identify synchronous requests only, cross-reference event data with the QUIDDITY field in Apex Execution event data. For example, QUIDDITY NOT IN (A,BA,F,Q,S) and CALLOUT\_TIME (>5000).

### SEE ALSO:

[EventLogFile Supported Event Types](#)

[EventLogFile](#)

[Salesforce Developers Blog: Designing Force.com Applications That Avoid Hitting Concurrent Request Limits](#)

## Console Event Type

Console events contain information about the performance and use of Salesforce Consoles. The Console events are logged whenever a Console tab is opened with a sidebar component. Outside of that, when Console tabs are opened, a regular view record detail event is served just like in Salesforce Classic.

For details about event monitoring, see the [Trailhead Event Monitoring module](#) or [REST API Developer's Guide](#).

## Fields

Field	Details
CLIENT_IP	<p><b>Type</b> String</p> <p><b>Description</b> The IP address of the client that's using Salesforce services. A Salesforce internal IP (such as a login from Salesforce Workbench or AppExchange) is shown as "Salesforce.com IP".</p> <p><b>Example</b> 96.43.144.26</p>
COMPONENT_ID	<p><b>Type</b> Id</p> <p><b>Description</b> The 15-character ID of the component.</p>
COMPONENT_ID_DERIVED	<p><b>Type</b> Id</p> <p><b>Description</b> The 18-character, case-insensitive ID of the component.</p>
CONSOLE_ID	<p><b>Type</b> Id</p> <p><b>Description</b> The 15-character ID of the console.</p>
CONSOLE_ID_DERIVED	<p><b>Type</b> Id</p> <p><b>Description</b> The 18-character, case-insensitive ID of the console.</p>
CPU_TIME	<p><b>Type</b> Number</p> <p><b>Description</b> The CPU time in milliseconds used to complete the request. This field indicates the amount of activity taking place in the app server layer.</p>
DB_TOTAL_TIME	<p><b>Type</b> Number</p>

	<p><b>Description</b></p> <p>The time in nanoseconds for a database round trip. Includes time spent in the JDBC driver, network to the database, and <code>DB_CPU_TIME</code>. Compare this field to <code>CPU_TIME</code> to determine whether performance issues are occurring in the database layer or in your own code.</p>
EVENT_TYPE	<p><b>Type</b></p> <p>String</p> <p><b>Description</b></p> <p>The type of event. The value is always <code>Console</code>.</p>
LICENSE_CONTEXT	<p><b>Type</b></p> <p>String</p> <p><b>Description</b></p> <p>The license context in which a user is using a console.</p> <p><b>Example</b></p> <p>service, salesandservice, sales</p>
LOGIN_KEY	<p><b>Type</b></p> <p>String</p> <p><b>Description</b></p> <p>The string that ties together all events in a given user's login session. It starts with a login event and ends with either a logout event or the user session expiring.</p> <p><b>Example</b></p> <p>GeJCsym5eyvtEK2l</p>
ORGANIZATION_ID	<p><b>Type</b></p> <p>Id</p> <p><b>Description</b></p> <p>The 15-character ID of the organization.</p> <p><b>Example</b></p> <p>00D000000000123</p>
RECORD_ID	<p><b>Type</b></p> <p>Id</p> <p><b>Description</b></p> <p>The 15-character ID of the record that's associated with the console.</p>
RECORD_ID_DERIVED	<p><b>Type</b></p> <p>Id</p>



	<p><b>Description</b></p> <p>The 18-character, case-insensitive ID of the record that's associated with the console.</p>
REQUEST_ID	<p><b>Type</b></p> <p>String</p> <p><b>Description</b></p> <p>The unique ID of a single transaction. A transaction can contain one or more events. Each event in a given transaction has the same REQUEST_ID.</p> <p><b>Example</b></p> <p>3nWgxWbDKWWDIk0FKfF5DV</p>
REQUEST_STATUS	<p><b>Type</b></p> <p>String</p> <p><b>Description</b></p> <p>The status of the request for a page view or user interface action.</p> <p><b>Possible Values</b></p> <ul style="list-style-type: none"> <li>• S: Success. Salesforce handled the request successfully. If an Apex controller throws an exception, this status is also returned.</li> <li>• F: Failure. Typically 4xx or 5xx HTTP codes, such as no permission to view page, page took too long to render, page is read-only.</li> <li>• U: Undefined</li> <li>• A: Authorization Error</li> <li>• R: Redirect. Typically a 3xx HTTP code, possibly initiated by an Apex controller in a Visualforce page.</li> <li>• N: Not Found. 404 error.</li> </ul>
RUN_TIME	<p><b>Type</b></p> <p>Number</p> <p><b>Description</b></p> <p>The amount of time that the request took in milliseconds.</p>
SESSION_KEY	<p><b>Type</b></p> <p>String</p> <p><b>Description</b></p> <p>The user's unique session ID. You can use this value to identify all user events within a session. When a user logs out and logs in again, a new session is started.</p>

TIMESTAMP	<p><b>Example</b> d7DEq/ANa7nNZZVD</p>
TIMESTAMP_DERIVED	<p><b>Type</b> String</p> <p><b>Description</b> The access time of Salesforce services.</p> <p><b>Example</b> 20130715233322.670</p>
URI	<p><b>Type</b> DateTime</p> <p><b>Description</b> The access time of Salesforce services in ISO8601-compatible format (YYYY-MM-DDTHH:MM:SS.sssZ).</p> <p><b>Example</b> 2015-07-27T11:32:59.555Z</p>
URI_ID_DERIVED	<p><b>Type</b> String</p> <p><b>Description</b> The URI of the page that's receiving the request.</p> <p><b>Example</b> /home/home.jsp</p>
USER_ID	<p><b>Type</b> ID</p> <p><b>Description</b> The 18-character case insensitive ID of the URI of the page that's receiving the request.</p>
USER_ID_DERIVED	<p><b>Type</b> Id</p> <p><b>Description</b> The 15-character ID of the user who's using Salesforce services through the UI or the API.</p> <p><b>Example</b> 00530000009M943</p>

**Description**

The 18-character case insensitive ID of the user who's using Salesforce services through the UI or the API.

**Example**

```
005900000000I1SNIA0
```

---

## SEE ALSO:

[EventLogFile Supported Event Types](#)

[EventLogFile](#)

## Content Distribution Event Type

Content Distribution events contain information about content distributions and deliveries to users.

For details about event monitoring, see the [Trailhead Event Monitoring module](#) or [REST API Developer's Guide](#).

### Fields

Field	Details
ACTION	<p><b>Type</b> String</p> <p><b>Description</b> The action that's used when a delivery is viewed.</p> <p><b>Possible Values</b></p> <ul style="list-style-type: none"> <li>VIEW</li> <li>INSERT</li> <li>UPDATE</li> </ul>
DELIVERY_ID	<p><b>Type</b> Id</p> <p><b>Description</b> The 15-character ID of the content delivery.</p>
DELIVERY_LOCATION	<p><b>Type</b> String</p> <p><b>Description</b> The location of the delivery.</p>
EVENT_TYPE	<p><b>Type</b> String</p>

	<p><b>Description</b></p> <p>The type of event. The value is always ContentDistribution.</p>
ORGANIZATION_ID	<p><b>Type</b></p> <p>Id</p> <p><b>Description</b></p> <p>The 15-character ID of the organization.</p> <p><b>Example</b></p> <p>00D000000000123</p>
RELATED_ENTITY_ID	<p><b>Type</b></p> <p>Id</p> <p><b>Description</b></p> <p>The 15-character ID of the record that's associated with the delivery distribution.</p>
REQUEST_ID	<p><b>Type</b></p> <p>String</p> <p><b>Description</b></p> <p>The unique ID of a single transaction. A transaction can contain one or more events. Each event in a given transaction has the same REQUEST_ID.</p> <p><b>Example</b></p> <p>3nWgxWbDKWWDik0FKfF5DV</p>
TIMESTAMP	<p><b>Type</b></p> <p>String</p> <p><b>Description</b></p> <p>The access time of Salesforce services.</p> <p><b>Example</b></p> <p>20130715233322.670</p>
TIMESTAMP_DERIVED	<p><b>Type</b></p> <p>DateTime</p> <p><b>Description</b></p> <p>The access time of Salesforce services in ISO8601-compatible format (YYYY-MM-DDTHH:MM:SS.sssZ).</p> <p><b>Example</b></p> <p>2015-07-27T11:32:59.555Z</p>
USER_ID	<p><b>Type</b></p> <p>Id</p>

**Description**

The 15-character ID of the user who's using Salesforce services through the UI or the API.

**Example**

00530000009M943

---

USER\_ID\_DERIVED

**Type**

Id

**Description**

The 18-character case insensitive ID of the user who's using Salesforce services through the UI or the API.

**Example**

00590000000I1SNIA0

---

VERSION\_ID

**Type**

Id

**Description**

The 15-character ID of the content version.

---

## SEE ALSO:

[EventLogFile Supported Event Types](#)

[EventLogFile](#)

## Content Document Link Event Type

Content Document Link events contain sharing information for content documents.

For details about event monitoring, see the [Trailhead Event Monitoring module](#) or [REST API Developer's Guide](#).

### Fields

Field	Details
DOCUMENT_ID	<b>Type</b> Id <b>Description</b> The 15-character ID of the document that's being shared.
EVENT_TYPE	<b>Type</b> String <b>Description</b> The type of event. The value is always <code>ContentDocumentLink</code> .

ORGANIZATION\_ID

**Type**

Id

**Description**

The 15-character ID of the organization.

**Example**

00D000000000123

REQUEST\_ID

**Type**

String

**Description**

The unique ID of a single transaction. A transaction can contain one or more events. Each event in a given transaction has the same REQUEST\_ID.

**Example**

3nWgxWbDKWWDIk0FKfF5DV

SHARED\_WITH\_ENTITY\_ID

**Type**

Id

**Description**

Who the document was shared with.

SHARING\_OPERATION

**Type**

String

**Description**

The type of sharing operation on the document.

**Possible Values**

- INSERT
- UPDATE
- DELETE

SHARING\_PERMISSION

**Type**

String

**Description**

What permissions the document was shared with.

**Possible Values**

- v: Viewer
- C: Collaborator
- I: Inferred—that is, the sharing permissions were inferred from a relationship between the viewer and document. For example, a document's owner has a sharing permission to the document itself. Or, a document can be a part of a content collection, and the viewer has sharing permissions

to the collection rather than explicit permissions to the document directly.

---

TIMESTAMP

**Type**

String

**Description**

The access time of Salesforce services.

**Example**

20130715233322.670

---

TIMESTAMP\_DERIVED

**Type**

DateTime

**Description**

The access time of Salesforce services in ISO8601-compatible format (YYYY-MM-DDTHH:MM:SS.sssZ).

**Example**

2015-07-27T11:32:59.555Z

---

USER\_ID

**Type**

Id

**Description**

The 15-character ID of the user who's using Salesforce services through the UI or the API.

**Example**

00530000009M943

---

USER\_ID\_DERIVED

**Type**

Id

**Description**

The 18-character case insensitive ID of the user who's using Salesforce services through the UI or the API.

**Example**

00590000000I1SNIA0

---

SEE ALSO:

[EventLogFile Supported Event Types](#)

[EventLogFile](#)

## Content Transfer Event Type

Content Transfer events contain information about content transfer events, such as downloads, uploads, and previews. This information includes events performed on files and attachments to records.

For details about event monitoring, see the [Trailhead Event Monitoring module](#) or [REST API Developer's Guide](#).

## Fields

Field	Details
DOCUMENT_ID	<p><b>Type</b> Id</p> <p><b>Description</b> The 15-character ID of the document that's being shared.</p>
DOCUMENT_ID_DERIVED	<p><b>Type</b> Id</p> <p><b>Description</b> The 18-character case insensitive ID of the document that's being shared.</p>
EVENT_TYPE	<p><b>Type</b> String</p> <p><b>Description</b> The type of event. The value is always <code>ContentTransfer</code>.</p>
FILE_PREVIEW_TYPE	<p><b>Type</b> String</p> <p><b>Description</b> The content type of the file version.</p>
FILE_TYPE	<p><b>Type</b> String</p> <p><b>Description</b> The content type of the file preview.</p>
ORGANIZATION_ID	<p><b>Type</b> Id</p> <p><b>Description</b> The 15-character ID of the organization.</p> <p><b>Example</b> 00D000000000123</p>
REQUEST_ID	<p><b>Type</b> String</p> <p><b>Description</b> The unique ID of a single transaction. A transaction can contain one or more events. Each event in a given transaction has the same <code>REQUEST_ID</code>.</p>



	<p><b>Example</b> 3nWgxWbDKWWDik0FKf5DV</p>
<p>SIZE_BYTES</p>	<p><b>Type</b> Number</p> <p><b>Description</b> The size of the file transfer, in bytes.</p>
<p>TIMESTAMP</p>	<p><b>Type</b> String</p> <p><b>Description</b> The access time of Salesforce services.</p> <p><b>Example</b> 20130715233322.670</p>
<p>TIMESTAMP_DERIVED</p>	<p><b>Type</b> DateTime</p> <p><b>Description</b> The access time of Salesforce services in ISO8601-compatible format (YYYY-MM-DDTHH:MM:SS.sssZ).</p> <p><b>Example</b> 2015-07-27T11:32:59.555Z</p>
<p>TRANSACTION_TYPE</p>	<p><b>Type</b> String</p> <p><b>Description</b> The operation that was performed, including operations on files and attachments to records. For example, you can track operations in the Attachments related list on a case.</p> <p><b>Possible Values</b></p> <ul style="list-style-type: none"> <li>• <code>VersionDownloadAction</code> and <code>VersionDownloadApi</code> represent downloads via the user interface and API respectively.</li> <li>• <code>VersionRenditionDownload</code> represents a file preview action.</li> <li>• <code>saveVersion</code> represents a file that's being uploaded.</li> </ul>
<p>USER_ID</p>	<p><b>Type</b> Id</p> <p><b>Description</b> The 15-character ID of the user who's using Salesforce services through the UI or the API.</p>

	<b>Example</b> 00530000009M943
USER_ID_DERIVED	<p><b>Type</b> Id</p> <p><b>Description</b> The 18-character case insensitive ID of the user who's using Salesforce services through the UI or the API.</p> <p><b>Example</b> 00590000000I1SNIA0</p>
VERSION_ID	<p><b>Type</b> Id</p> <p><b>Description</b> The 15-character ID of the content version.</p>
VERSION_ID_DERIVED	<p><b>Type</b> Id</p> <p><b>Description</b> The 18-character case insensitive ID of the content version.</p>

**SEE ALSO:**[EventLogFile Supported Event Types](#)[EventLogFile](#)

## Continuation Callout Summary Event Type

Continuation Callout Summary events contain information about all of the asynchronous callouts performed during a transaction, their response status codes, execution times, and URL endpoint destinations. This event type is available in the EventLogFile object in API version 43.0 and later.

For details about event monitoring, see the [Trailhead Event Monitoring module](#) or the [REST API Developer's Guide](#).

### Fields

Field	Details
CONTINUATION_ID	<p><b>Type</b> String</p> <p><b>Description</b> A unique ID identifying a sequence of events within a request.</p> <p><b>Example</b> SFDC-Continuation-14e3cg85-961d-389e-7bz1-3d171543162a</p>

Field	Details
DURATION	<p><b>Type</b> Number</p> <p><b>Description</b> Total duration of continuation, in milliseconds.</p>
EVENT_TYPE	<p><b>Type</b> String</p> <p><b>Description</b> The type of event. The value is always <code>ContinuationCalloutSummary</code>.</p>
ORGANIZATION_ID	<p><b>Type</b> Id</p> <p><b>Description</b> The 15-character ID of the organization.</p> <p><b>Example</b> 00D000000000123</p>
ORIGIN_REQUEST_ID	<p><b>Type</b> Id</p> <p><b>Description</b> The ID of the request that initiated a callout.</p> <p><b>Example</b> TID:5iLoVKlztX_rDDJcp7</p>
REQUEST_FORM_SIZE	<p><b>Type</b> String</p> <p><b>Description</b> Continuation request form size, in bytes. Depending on how many HTTP requests were used in a continuation, this field can contain up to three space-separated values.</p>
REQUEST_ID	<p><b>Type</b> String</p> <p><b>Description</b> The unique ID of a single transaction. A transaction can contain one or more events. Each event in a given transaction has the same <code>REQUEST_ID</code>.</p> <p><b>Example</b> 3nWgxWbDKWWDik0FKfF5DV</p>
RESPONSE_SIZE	<p><b>Type</b> String</p>

Field	Details
	<p><b>Description</b></p> <p>The size of the callout response, in bytes. Depending on how many HTTP requests were used in a continuation, this field can contain up to three space-separated values.</p>
STATUS_CODE	<p><b>Type</b></p> <p>String</p> <p><b>Description</b></p> <p>The HTTP status or internal code returned by the remote endpoint. A status code of 200 indicates that the request was successful. Other status code values indicate the type of problem that was encountered. Depending on how many HTTP requests were used in a continuation, this field can contain up to three space-separated values.</p> <p><b>Examples</b></p> <ul style="list-style-type: none"> <li>• 2000—The timeout was reached, and the server didn't get a chance to respond.</li> <li>• 2001—There was a connection failure.</li> <li>• 2002—Exceptions occurred.</li> <li>• 2003—The response hasn't arrived (which also means that the Apex asynchronous callout framework hasn't resumed).</li> <li>• 2004—The response size is too large (greater than 1 MB).</li> </ul>
SUCCESS	<p><b>Type</b></p> <p>Boolean</p> <p><b>Description</b></p> <p>Indicates whether the continuation was successful (1) or not (0).</p>
TIMESTAMP	<p><b>Type</b></p> <p>String</p> <p><b>Description</b></p> <p>The access time of Salesforce services.</p> <p><b>Example</b></p> <p>20130715233322.670</p>
TIMESTAMP_DERIVED	<p><b>Type</b></p> <p>DateTime</p> <p><b>Description</b></p> <p>The access time of Salesforce services in ISO8601-compatible format (YYYY-MM-DDTHH:MM:SS.sssZ).</p> <p><b>Example</b></p> <p>2015-07-27T11:32:59.555Z</p>
URL	<p><b>Type</b></p> <p>String</p>

Field	Details
	<p><b>Description</b> The callout endpoint URL. Depending on how many HTTP requests were used in a continuation, this field can contain up to three space-separated values.</p> <p><b>Example</b> http://prod.location.amazonaws.com:1000/orders/order/_search</p>
USER_ID	<p><b>Type</b> Id</p> <p><b>Description</b> The 15-character ID of the user who's using Salesforce services through the UI or the API.</p> <p><b>Example</b> 00530000009M943</p>
USER_ID_DERIVED	<p><b>Type</b> Id</p> <p><b>Description</b> The 18-character case insensitive ID of the user who's using Salesforce services through the UI or the API.</p> <p><b>Example</b> 005900000000I1SNIA0</p>
VF_CONTROLLER_SIZE	<p><b>Type</b> String</p> <p><b>Description</b> Continuation Visualforce controller size, in bytes. Depending on how many HTTP requests were used in a continuation, this field can contain up to three space-separated values.</p>

## SEE ALSO:

[EventLogFile Supported Event Types](#)

[EventLogFile](#)

## Dashboard Event Type

Dashboard events contain details about dashboards that users view.

For details about event monitoring, see the [Trailhead Event Monitoring module](#) or [REST API Developer's Guide](#).

### Fields

Field	Details
-------	---------

CLIENT\_IP

**Type**

String

**Description**

The IP address of the client that's using Salesforce services. A Salesforce internal IP (such as a login from Salesforce Workbench or AppExchange) is shown as "Salesforce.com IP".

**Example**

96.43.144.26

CPU\_TIME

**Type**

Number

**Description**

The CPU time in milliseconds used to complete the request. This field indicates the amount of activity taking place in the app server layer.

DASHBOARD\_COMPONENT\_ID

**Type**

Id

**Description**

The 15-character ID of the dashboard component.

DASHBOARD\_ID

**Type**

String

**Description**

The 15-character ID of the dashboard that was run.

DASHBOARD\_ID\_DERIVED

**Type**

String

**Description**

The 18-character case insensitive ID of the dashboard that was run.

DASHBOARD\_TYPE

**Type**

String

**Description**

The type of dashboard.

**Possible Values**

- R: Run as running user
- C: Run as context user
- S: Run as specific user

EVENT\_TYPE

**Type**

String

	<p><b>Description</b> The type of event. The value is always <code>Dashboard</code>.</p>
IS_SCHEDULED	<p><b>Type</b> Boolean</p> <p><b>Description</b> The value is <code>true</code> if the dashboard is a scheduled dashboard.</p>
IS_SUCCESS	<p><b>Type</b> Boolean</p> <p><b>Description</b> 1 if the dashboard component ran successfully, 0 if it didn't.</p>
LOGIN_KEY	<p><b>Type</b> String</p> <p><b>Description</b> The string that ties together all events in a given user's login session. It starts with a login event and ends with either a logout event or the user session expiring.</p> <p><b>Example</b> GeJCsym5eyvtEK2l</p>
ORGANIZATION_ID	<p><b>Type</b> Id</p> <p><b>Description</b> The 15-character ID of the organization.</p> <p><b>Example</b> 00D000000000123</p>
REPORT_ID	<p><b>Type</b> Id</p> <p><b>Description</b> The 15-character ID of the report that was run.</p>
REPORT_ID_DERIVED	<p><b>Type</b> Id</p> <p><b>Description</b> The 18-character case insensitive ID of the report that was run.</p>
REQUEST_ID	<p><b>Type</b> String</p>

	<p><b>Description</b></p> <p>The unique ID of a single transaction. A transaction can contain one or more events. Each event in a given transaction has the same <code>REQUEST_ID</code>.</p> <p><b>Example</b></p> <p>3nWgxWbDKWWDik0FKfF5DV</p>
RUN_TIME	<p><b>Type</b></p> <p>Number</p> <p><b>Description</b></p> <p>The amount of time that the request took in milliseconds.</p>
SESSION_KEY	<p><b>Type</b></p> <p>String</p> <p><b>Description</b></p> <p>The user's unique session ID. You can use this value to identify all user events within a session. When a user logs out and logs in again, a new session is started.</p> <p><b>Example</b></p> <p>d7DEq/ANa7nNZZVD</p>
TIMESTAMP	<p><b>Type</b></p> <p>String</p> <p><b>Description</b></p> <p>The access time of Salesforce services.</p> <p><b>Example</b></p> <p>20130715233322.670</p>
TIMESTAMP_DERIVED	<p><b>Type</b></p> <p>DateTime</p> <p><b>Description</b></p> <p>The access time of Salesforce services in ISO8601-compatible format (YYYY-MM-DDTHH:MM:SS.sssZ).</p> <p><b>Example</b></p> <p>2015-07-27T11:32:59.555Z</p>
URI	<p><b>Type</b></p> <p>String</p> <p><b>Description</b></p> <p>The URI of the page that's receiving the request.</p> <p><b>Example</b></p> <p>/home/home.jsp</p>



URI\_ID\_DERIVED

**Type**

ID

**Description**

The 18-character case insensitive ID of the URI of the page that's receiving the request.

USER\_ID

**Type**

Id

**Description**

The 15-character ID of the user who's using Salesforce services through the UI or the API.

**Example**

00530000009M943

USER\_ID\_DERIVED

**Type**

Id

**Description**

The 18-character case insensitive ID of the user who's using Salesforce services through the UI or the API.

**Example**

00590000000I1SNIA0

## SEE ALSO:

[EventLogFile Supported Event Types](#)

[EventLogFile](#)

## Document Attachment Downloads Event Type

Document Attachment Downloads events contain details of document and attachment downloads.

For details about event monitoring, see the [Trailhead Event Monitoring module](#) or [REST API Developer's Guide](#).

### Fields

**Field****Details**

ENTITY\_ID

**Type**

Id

**Description**

The 15-character ID of the entity that's associated with the document or attachment.

EVENT\_TYPE

**Type**

String

	<p><b>Description</b></p> <p>The type of event. The value is always DocumentAttachmentDownloads.</p>
FILE_TYPE	<p><b>Type</b></p> <p>String</p> <p><b>Description</b></p> <p>The type of the file or attachment.</p>
ORGANIZATION_ID	<p><b>Type</b></p> <p>Id</p> <p><b>Description</b></p> <p>The 15-character ID of the organization.</p> <p><b>Example</b></p> <p>00D000000000123</p>
REQUEST_ID	<p><b>Type</b></p> <p>String</p> <p><b>Description</b></p> <p>The unique ID of a single transaction. A transaction can contain one or more events. Each event in a given transaction has the same REQUEST_ID.</p> <p><b>Example</b></p> <p>3nWgxWbDKWWDik0FKf5DV</p>
TIMESTAMP	<p><b>Type</b></p> <p>String</p> <p><b>Description</b></p> <p>The access time of Salesforce services.</p> <p><b>Example</b></p> <p>20130715233322.670</p>
TIMESTAMP_DERIVED	<p><b>Type</b></p> <p>DateTime</p> <p><b>Description</b></p> <p>The access time of Salesforce services in ISO8601-compatible format (YYYY-MM-DDTHH:MM:SS.sssZ).</p> <p><b>Example</b></p> <p>2015-07-27T11:32:59.555Z</p>
USER_ID	<p><b>Type</b></p> <p>Id</p>

**Description**

The 15-character ID of the user who's using Salesforce services through the UI or the API.

**Example**

00530000009M943

---

USER\_ID\_DERIVED

**Type**

Id

**Description**

The 18-character case insensitive ID of the user who's using Salesforce services through the UI or the API.

**Example**

00590000000I1SNIA0

---

SEE ALSO:

[EventLogFile Supported Event Types](#)

[EventLogFile](#)

## External Cross-Org Callout Event Type

External Cross-Org Callout events represent external data callouts via the cross-org adapter for Salesforce Connect. This event type is available in the EventLogFile object in API version 40.0 and later.

For details about event monitoring, see the [Trailhead Event Monitoring module](#) or [REST API Developer Guide](#).



**Note:** For the cross-org adapter for Salesforce Connect, event monitoring currently doesn't track search callouts.

## Fields

Field	Details
ACTION	<p><b>Type</b> String</p> <p><b>Description</b> Action performed by the callout.</p> <p><b>Possible Values</b></p> <ul style="list-style-type: none"> <li>• query</li> <li>• upsert</li> <li>• delete</li> </ul>
ENTITY	<p><b>Type</b> String</p>

Field	Details
	<p><b>Description</b> Name of the external object being accessed.</p> <p><b>Example</b> Order</p>
EVENT_TYPE	<p><b>Type</b> String</p> <p><b>Description</b> Type of event. Value is always <code>ExternalCrossOrgCallout</code>.</p>
EXECUTE_MS	<p><b>Type</b> Number</p> <p><b>Description</b> How long it took (in milliseconds) for Salesforce to prepare and execute the query. Available in API version 42.0 and later.</p> <p><b>Example</b> 1</p>
FETCH_MS	<p><b>Type</b> Number</p> <p><b>Description</b> How long it took (in milliseconds) to retrieve the query results from the external system. Available in API version 42.0 and later.</p> <p><b>Example</b> 452</p>
FILTER	<p><b>Type</b> Text</p> <p><b>Description</b> Field expressions to filter which rows to return. Corresponds to <code>WHERE</code> in SOQL queries.</p> <p><b>Example</b> <code>WHERE CustomerId='123456'</code></p>
HAVING	<p><b>Type</b> Text</p> <p><b>Description</b> Reserved for future use.</p>
LIMIT	<p><b>Type</b> Number</p> <p><b>Description</b> Maximum number of rows to return for a query. Corresponds to <code>LIMIT</code> in SOQL queries.</p>

Field	Details
	<p><b>Example</b> 200</p>
MESSAGE	<p><b>Type</b> String</p> <p><b>Description</b> Error or warning message associated with the failed query callout. Value is always empty for upsert and delete callouts.</p> <p><b>Example</b> System.UnexpectedException: Query is either selecting too many fields or the filter conditions are too complicated</p>
OFFSET	<p><b>Type</b> Number</p> <p><b>Description</b> Number of rows to skip when paging through a result set.  Corresponds to <code>OFFSET</code> in SOQL queries. If a SOQL query doesn't define an <code>OFFSET</code>, the value is -1.</p> <p><b>Example</b> 0 (default)</p>
ORDERBY	<p><b>Type</b> String</p> <p><b>Description</b> Field or column to use for sorting query results, and whether to sort the results in ascending (default) or descending order. Corresponds to <code>ORDER BY</code> in SOQL queries.</p> <p><b>Examples</b></p> <ul style="list-style-type: none"> <li>• ORDER BY ShipName</li> <li>• ORDER BY ShipName DESC</li> </ul>
ORGANIZATION_ID	<p><b>Type</b> Id</p> <p><b>Description</b> 15-character ID of the organization.</p> <p><b>Example</b> 00D000000000123</p>
REQUEST_ID	<p><b>Type</b> String</p> <p><b>Description</b> Unique ID of a transaction. A transaction can contain one or more events. All events in a transaction have the same <code>REQUEST_ID</code>.</p>

Field	Details
	<p><b>Example</b> 4A13-HSKv3CKs-0FKfceaV</p>
ROWS	<p><b>Type</b> Number</p> <p><b>Description</b> Total number of records in the result set. Value is always 0 for upsert and delete callouts.</p> <p><b>Example</b> 200</p>
ROWS_FETCHED	<p><b>Type</b> Number</p> <p><b>Description</b> Reserved for future use.</p>
SELECT	<p><b>Type</b> String</p> <p><b>Description</b> Comma-separated list of fields being queried. Corresponds to <code>SELECT</code> in SOQL queries.</p> <p><b>Example</b> SELECT Id,Name,CustomerID,OrderDate</p>
STATUS	<p><b>Type</b> Boolean</p> <p><b>Description</b> Whether the query was successful. Value is always empty for upsert and delete callouts.</p> <p><b>Possible Values</b></p> <ul style="list-style-type: none"> <li>• 1—Success</li> <li>• 0—Failed</li> </ul>
SUBQUERIES	<p><b>Type</b> Number</p> <p><b>Description</b> The number of subqueries that the query is split into.</p>
THROUGHPUT	<p><b>Type</b> Number</p> <p><b>Description</b> Reserved for future use.</p>

Field	Details
TIMESTAMP	<p><b>Type</b> String</p> <p><b>Description</b> When the event occurred.</p> <p><b>Example</b> 20150101000000.000</p>
TIMESTAMP_DERIVED	<p><b>Type</b> DateTime</p> <p><b>Description</b> When the event occurred in ISO8601-compatible format (YYYY-MM-DDTHH:MM:SS.sssZ).</p> <p><b>Example</b> 2015-07-27T11:32:59.555Z</p>
TOTAL_MS	<p><b>Type</b> Number</p> <p><b>Description</b> How long it took (in milliseconds) to prepare and execute the query and to retrieve the query results.</p> <p><b>Example</b> 453</p>
USER_ID	<p><b>Type</b> Id</p> <p><b>Description</b> 15-character ID of the user accessing the external system.</p> <p><b>Example</b> 00530000009M943</p>
USING_MRU	<p><b>Type</b> Boolean</p> <p><b>Description</b> Reserved for future use.</p>

## SEE ALSO:

[EventLogFile Supported Event Types](#)[EventLogFile](#)

## External Custom Apex Callout Event Type

External Custom Apex Callout events represent external data callouts via custom adapters for Salesforce Connect. This event type is available in the EventLogFile object in API version 40.0 and later.

For details about event monitoring, see the [Trailhead Event Monitoring module](#) or [REST API Developer Guide](#).

### Fields

Field	Details
ACTION	<p><b>Type</b> String</p> <p><b>Description</b> Action performed by the callout.</p> <p><b>Possible Values</b></p> <ul style="list-style-type: none"> <li>• query</li> <li>• upsert</li> <li>• delete</li> </ul>
ENTITY	<p><b>Type</b> String</p> <p><b>Description</b> Name of the external object being accessed.</p> <p><b>Example</b> Order</p>
EVENT_TYPE	<p><b>Type</b> String</p> <p><b>Description</b> Type of event. Value is always <code>ExternalCustomApexCallout</code>.</p>
EXECUTE_MS	<p><b>Type</b> Number</p> <p><b>Description</b> How long it took (in milliseconds) for Salesforce to prepare and execute the query. Available in API version 42.0 and later.</p> <p><b>Example</b> 102</p>
FETCH_MS	<p><b>Type</b> Number</p> <p><b>Description</b> How long it took (in milliseconds) to retrieve the query results from the external system. Available in API version 42.0 and later.</p>



Field	Details
	<p><b>Example</b> 607</p>
FILTER	<p><b>Type</b> Text</p> <p><b>Description</b> Field expressions to filter which rows to return. Corresponds to <code>WHERE</code> in SOQL queries.</p> <p><b>Example</b> Filter:[columnName=CustomerID, columnValue=537, subfilters=null, tableName=Order, type=EQUALS]</p>
LIMIT	<p><b>Type</b> Number</p> <p><b>Description</b> Maximum number of rows to return for a query. Corresponds to <code>LIMIT</code> in SOQL queries.</p> <p><b>Example</b> 200</p>
MESSAGE	<p><b>Type</b> String</p> <p><b>Description</b> Error or warning message associated with the failed call.</p> <p><b>Example</b> System.UnexpectedException: Query is either selecting too many fields or the filter conditions are too complicated</p>
OFFSET	<p><b>Type</b> Number</p> <p><b>Description</b> Number of rows to skip when paging through a result set. Corresponds to <code>OFFSET</code> in SOQL queries.</p> <p><b>Example</b> 0 (default)</p>
ORDERBY	<p><b>Type</b> String</p> <p><b>Description</b> Field or column to use for sorting query results, and whether to sort the results in ascending (default) or descending order. Corresponds to <code>ORDER BY</code> in SOQL queries.</p> <p><b>Examples</b> (Order:[columnName=OrderDate, direction=ASCENDING, tableName=Order])</p>

Field	Details
ORGANIZATION_ID	<p><b>Type</b> Id</p> <p><b>Description</b> 15-character ID of the organization.</p> <p><b>Example</b> 00D000000000123</p>
REQUEST_ID	<p><b>Type</b> String</p> <p><b>Description</b> Unique ID of a transaction. A transaction can contain one or more events. All events in a transaction have the same REQUEST_ID.</p> <p><b>Example</b> 4A13-HSKv3CKs-0FKfceaV</p>
ROWS	<p><b>Type</b> Number</p> <p><b>Description</b> Total number of records in the result set.  The value is always -1 if the custom adapter's <code>DataSource.Provider</code> class doesn't declare the <code>QUERY_TOTAL_SIZE</code> capability.</p> <p><b>Example</b> 200</p>
ROWS_FETCHED	<p><b>Type</b> Number</p> <p><b>Description</b> Number of rows fetched by the callout. Available in API version 42.0 and later.</p> <p><b>Example</b> 200</p>
SELECT	<p><b>Type</b> String</p> <p><b>Description</b> Comma-separated list of fields being queried. Corresponds to <code>SELECT</code> in SOQL queries.</p> <p><b>Example</b> (ColumnSelection:[aggregation=NONE, columnName=Name, tableName=Order], ColumnSelection:[aggregation=NONE, columnName=CustomerID, tableName=Order], ColumnSelection:[aggregation=NONE, columnName=OrderDate, tableName=Order])</p>
STATUS	<p><b>Type</b> Boolean</p>

Field	Details
	<p><b>Description</b> Whether the query was successful.</p> <p><b>Possible Values</b></p> <ul style="list-style-type: none"> <li>• 1—Success</li> <li>• 0—Failed</li> <li>• Empty—Failed with no logged status or message</li> </ul>
THROUGHPUT	<p><b>Type</b> Number</p> <p><b>Description</b> Number of records retrieved in one second.</p> <p><b>Example</b> 302.57</p>
TIMESTAMP	<p><b>Type</b> String</p> <p><b>Description</b> When the event occurred.</p> <p><b>Example</b> 20150101000000.000</p>
SUBQUERIES	<p><b>Type</b> Number</p> <p><b>Description</b> Reserved for future use.</p>
TIMESTAMP_DERIVED	<p><b>Type</b> DateTime</p> <p><b>Description</b> When the event occurred in ISO8601-compatible format (YYYY-MM-DDTHH:MM:SS.sssZ).</p> <p><b>Example</b> 2015-07-27T11:32:59.555Z</p>
TOTAL_MS	<p><b>Type</b> Number</p> <p><b>Description</b> How long it took (in milliseconds) to prepare and execute the query and to retrieve the query results.</p> <p><b>Example</b> 709</p>

Field	Details
USER_ID	<p><b>Type</b> Id</p> <p><b>Description</b> 15-character ID of the user accessing the external system.</p> <p><b>Example</b> 00530000009M943</p>

SEE ALSO:

[EventLogFile Supported Event Types](#)

[EventLogFile](#)

## External OData Callout Event Type

External OData Callout events represent external data callouts via the OData 2.0 and OData 4.0 adapters for Salesforce Connect. This event type is available in the EventLogFile object in API version 40.0 and later.

For details about event monitoring, see the [Trailhead Event Monitoring module](#) or [REST API Developer Guide](#).

### Fields

Field	Details
ACTION	<p><b>Type</b> String</p> <p><b>Description</b> Action performed by the callout.</p> <p><b>Possible Values</b></p> <ul style="list-style-type: none"> <li>• query</li> <li>• upsert</li> <li>• delete</li> </ul>
BYTES	<p><b>Type</b> Number</p> <p><b>Description</b> Size of the result set in bytes.</p>
ENTITY	<p><b>Type</b> String</p> <p><b>Description</b> Name of the external object being accessed.</p>

Field	Details
	<p><b>Example</b> Order</p>
EVENT_TYPE	<p><b>Type</b> String</p> <p><b>Description</b> Type of event. Value is always ExternalODataCallout.</p>
EXECUTE_MS	<p><b>Type</b> Number</p> <p><b>Description</b> How long it took (in milliseconds) for Salesforce to prepare and execute the query. Available in API version 42.0 and later.</p> <p><b>Example</b> 21</p>
EXPAND	<p><b>Type</b> String</p> <p><b>Description</b> Reserved for future use.</p>
FETCH_MS	<p><b>Type</b> Number</p> <p><b>Description</b> How long it took (in milliseconds) to retrieve the query results from the external system. Available in API version 42.0 and later.</p> <p><b>Example</b> 127</p>
FILTER	<p><b>Type</b> Text</p> <p><b>Description</b> Field expressions to filter which rows to return. Corresponds to WHERE in SOQL queries and \$filter in OData queries.</p> <p><b>Example</b> CustomerId eq 12345</p>
LIBRARY	<p><b>Type</b> String</p> <p><b>Description</b> Reserved for future use.</p>

Field	Details
LIMIT	<p><b>Type</b> Number</p> <p><b>Description</b> Maximum number of rows to return for a query. Corresponds to <code>LIMIT</code> in SOQL queries and <code>\$top</code> in OData queries.</p> <p><b>Example</b> 200</p>
MESSAGE	<p><b>Type</b> String</p> <p><b>Description</b> Error or warning message associated with the failed call.</p> <p><b>Example</b> The OData query result was too large, so the external data didn't load.</p>
NEXT_LINK	<p><b>Type</b> String</p> <p><b>Description</b> OData next link that the callout used to request a subsequent page of rows. A next link is provided in a previous response from the OData producer when the response includes only part of the result set.  Available in API version 42.0 and later. However, this field isn't supported for the OData 2.0 adapter on orgs created before Spring '18.</p> <p><b>Example</b> <a href="http://services.example.org/Warehouse.svc/Orders?\$count=true&amp;\$select=CustomerID,OrderID,RequiredDate,ShippedDate&amp;\$top=301&amp;\$skiptoken=10447">http://services.example.org/Warehouse.svc/Orders?\$count=true&amp;\$select=CustomerID,OrderID,RequiredDate,ShippedDate&amp;\$top=301&amp;\$skiptoken=10447</a></p>
OFFSET	<p><b>Type</b> Number</p> <p><b>Description</b> Number of rows to skip when paging through a result set.  Corresponds to <code>OFFSET</code> in SOQL queries and <code>\$skip</code> in OData queries.</p> <p><b>Example</b> 10</p>
ORDERBY	<p><b>Type</b> String</p> <p><b>Description</b> Field or column to use for sorting query results, and whether to sort the results in ascending (default) or descending order. Corresponds to <code>ORDER BY</code> in SOQL queries and <code>\$orderby</code> in OData queries.</p>

Field	Details
	<p><b>Examples</b></p> <ul style="list-style-type: none"> <li>• ShipName</li> <li>• ShipName desc</li> </ul>
ORGANIZATION_ID	<p><b>Type</b> Id</p> <p><b>Description</b> 15-character ID of the organization.</p> <p><b>Example</b> 00D000000000123</p>
PARENT_CALLOUT	<p><b>Type</b> String</p> <p><b>Description</b> If the callout requested a subsequent page of rows, this field identifies the initial callout whose request resulted in the multi-page result set.  Available in API version 42.0 and later. However, this field isn't supported for the OData 2.0 adapter on orgs created before Spring '18.</p> <p><b>Example</b> 4EoZtuBzzRIXSk-ysRdf1F-1</p>
PROVIDER_TYPE	<p><b>Type</b> String</p> <p><b>Description</b> Whether the OData 2.0 or OData 4.0 adapter made the callout.</p> <p><b>Possible Values</b></p> <ul style="list-style-type: none"> <li>• OData—OData 2.0 adapter</li> <li>• OData4—OData 4.0 adapter</li> </ul>
RATE_LIMIT_USAGE_PERCENT	<p><b>Type</b> Number</p> <p><b>Description</b> Consumed percentage of the org's limit of OData callouts per hour.</p> <p><b>Example</b> 2.5—2.5% of the hourly callout limit has been consumed</p>
REQUEST_ID	<p><b>Type</b> String</p> <p><b>Description</b> Unique ID of a transaction. A transaction can contain one or more events. All events in a transaction have the same REQUEST_ID.</p>

Field	Details
	<p><b>Example</b> 4A13-HSKv3CKs-0FKfceaV</p>
REQUESTS	<p><b>Type</b> Number</p> <p><b>Description</b> Reserved for future use.</p>
ROWS	<p><b>Type</b> Number</p> <p><b>Description</b> Total number of records in the result set. Available in API version 42.0 and later.</p> <p><b>Example</b> 830</p>
ROWS_FETCHED	<p><b>Type</b> Number</p> <p><b>Description</b> Number of records fetched by the callout. The records fetched by a callout can be a subset of a large result set.  Available in API version 42.0 and later. However, this field isn't supported for the OData 2.0 adapter on orgs created before Spring '18.</p> <p><b>Example</b> 200</p>
SEARCH	<p><b>Type</b> String</p> <p><b>Description</b> Search query string. Corresponds to condition expressions in SOSL.</p> <p><b>Example</b> contains(CustomerID,'10248') eq true or contains(ShipName,'10248') eq true</p>
SELECT	<p><b>Type</b> String</p> <p><b>Description</b> Comma-separated list of fields being queried. Corresponds to <code>SELECT</code> in SOQL queries and <code>\$select</code> in OData queries.</p> <p><b>Example</b> CustomerID,OrderDate,OrderID,ShipCity,ShipCountry</p>
STATUS	<p><b>Type</b> Boolean</p>



Field	Details
	<p><b>Description</b> Whether the query was successful.</p> <p><b>Possible Values</b></p> <ul style="list-style-type: none"> <li>• 1—Success</li> <li>• 0—Failed</li> </ul>
THROUGHPUT	<p><b>Type</b> Number</p> <p><b>Description</b> Number of records retrieved in one second.  Available in API version 42.0 and later. However, this field isn't supported for the OData 2.0 adapter on orgs created before Spring '18.</p> <p><b>Example</b> 3025.67</p>
TIMESTAMP	<p><b>Type</b> String</p> <p><b>Description</b> When the event occurred.</p> <p><b>Example</b> 20150101000000.000</p>
TIMESTAMP_DERIVED	<p><b>Type</b> DateTime</p> <p><b>Description</b> When the event occurred in ISO8601-compatible format (YYYY-MM-DDTHH:MM:SS.sssZ).</p> <p><b>Example</b> 2015-07-27T11:32:59.555Z</p>
TOTAL_MS	<p><b>Type</b> Number</p> <p><b>Description</b> How long it took (in milliseconds) to prepare and execute the query and to retrieve the query results.</p>
USER_ID	<p><b>Type</b> Id</p> <p><b>Description</b> 15-character ID of the user accessing the external system.</p>

Field	Details
	<p><b>Example</b></p> <p>00530000009M943</p>

SEE ALSO:

[EventLogFile Supported Event Types](#)

[EventLogFile](#)

## Insecure External Assets Event Type

Insecure External Assets events contain information about external assets. External assets include images or videos accessed by users over an insecure HTTP protocol. The event lists all your Salesforce pages that contain assets hosted insecurely on third-party sites that users loaded with a Chrome, Firefox, Microsoft Edge, or Safari browser. The `INSECURE_URI` field contains the URI being used to load the asset insecurely. The Insecure External Assets event type is available in the EventLogFile object in API version 42.0 and later.

Assets over HTTP can be manipulated through man-in-the-middle and other types of attacks. These attacks can trick users into sending their Salesforce credentials to malicious sites. Always use HTTPS in your custom code and templates for any asset you're loading from external sites.

For details about event monitoring, see the [Trailhead Event Monitoring module](#) or the [REST API Developer's Guide](#).

## Fields

Field	Details
<code>ASSET_TYPE</code>	<p><b>Type</b></p> <p>String</p> <p><b>Description</b></p> <p>Type of insecure asset.</p> <p><b>Possible Values</b></p> <ul style="list-style-type: none"> <li>• Base URI</li> <li>• Connect</li> <li>• Font</li> <li>• Frame Ancestor: External page that embeds the Salesforce page in an iframe</li> <li>• Frame</li> <li>• Image</li> <li>• Media</li> <li>• Object</li> <li>• Other</li> <li>• Plugin Types</li> <li>• Script</li> <li>• Style</li> </ul>

Field	Details
CLIENT_IP	<p><b>Type</b> String</p> <p><b>Description</b> The IP address of the client that's using Salesforce services. A Salesforce internal IP (such as a login from Salesforce Workbench or AppExchange) is shown as "Salesforce.com IP".</p> <p><b>Example</b> 96.43.144.26</p>
CPU_TIME	<p><b>Type</b> Number</p> <p><b>Description</b> The CPU time in milliseconds used to complete the request. This field indicates the amount of activity taking place in the app server layer.</p>
DOCUMENT_URI	<p><b>Type</b> String</p> <p><b>Description</b> URL of the page that contains the insecure asset, excluding the query parameter.</p> <p><b>Example</b> https://company.my.salesforce.com/00XXXXXXXXXX</p>
EVENT_TYPE	<p><b>Type</b> String</p> <p><b>Description</b> The type of event. The value is always <code>InsecureExternalAssets</code>.</p>
INSECURE_URI	<p><b>Type</b> String</p> <p><b>Description</b> Insecure external asset URL being used to load an asset insecurely. For example, loading Javascript libraries using <code>http://ajax.googleapis.com/</code> in your custom code will log an Insecure External Asset Event with the <code>INSECURE_URI</code> field set to this URL. Find this reference in your code and update it to use <code>https://ajax.googleapis.com/</code> instead.</p> <p><b>Example</b> http://pbs.twimg.com/profile_images/5699091412070816/Z4Stwts_normal.jpeg</p>
LOGIN_KEY	<p><b>Type</b> String</p> <p><b>Description</b> The string that ties together all events in a given user's login session. It starts with a login event and ends with either a logout event or the user session expiring.</p>

Field	Details
	<p><b>Example</b> GeJCsym5eyvtEK2l</p>
ORGANIZATION_ID	<p><b>Type</b> String</p> <p><b>Description</b> The 15-character ID of the org.</p> <p><b>Example</b> 00D000000000123</p>
REQUEST_ID	<p><b>Type</b> String</p> <p><b>Description</b> The unique ID of a single transaction. A transaction can contain one or more events. Each event in a given transaction has the same REQUEST_ID.</p> <p><b>Example</b> 3nWgxWbDKWWDik0FKff5DV</p>
RUN_TIME	<p><b>Type</b> Number</p> <p><b>Description</b> The amount of time that the request took in milliseconds.</p>
SESSION_KEY	<p><b>Type</b> String</p> <p><b>Description</b> The user's unique session ID. You can use this value to identify all user events within a session. When a user logs out and logs in again, a new session is started.</p> <p><b>Example</b> d7DEq/ANa7nNZZVD</p>
TIMESTAMP	<p><b>Type</b> String</p> <p><b>Description</b> The access time of Salesforce services.</p> <p><b>Example</b> 20130715233322.670</p>
TIMESTAMP_DERIVED	<p><b>Type</b> DateTime</p>

Field	Details
	<p><b>Description</b> The access time of Salesforce services in ISO8601-compatible format (YYYY-MM-DDTHH:MM:SS.SSSZ).</p> <p><b>Example</b> 2015-07-27T11:32:59.555Z</p>
TYPE	<p><b>Type</b> String</p> <p><b>Description</b> Type of Salesforce page.</p> <p><b>Possible Values</b></p> <ul style="list-style-type: none"> <li>• <code>Appserver</code>: Page without My Domain subdomain (for example, <a href="https://na44.salesforce.com">https://na44.salesforce.com</a>)</li> <li>• <code>Communities</code>: Customer community</li> <li>• <code>Email</code>: Email preview</li> <li>• <code>Login</code>: Login page (for example, <a href="https://login.salesforce.com">https://login.salesforce.com</a>)</li> <li>• <code>Mydomain</code>: Page on My Domain subdomain (for example, <a href="https://mycompany.my.salesforce.com">https://mycompany.my.salesforce.com</a>)</li> <li>• <code>Sites</code>: Customer site</li> <li>• <code>Static</code>: Static content (for example, <a href="https://sfdcstatic.com">https://sfdcstatic.com</a>)</li> <li>• <code>Unknown</code>: other type of page</li> </ul>
UNIQUE_ID	<p><b>Type</b> String</p> <p><b>Description</b> The 32-character ID of the event log file in which the insecure external asset event data is found.</p> <p><b>Example</b> 44e128a5-ac7a-4c9a-be4c-224b6bf81b20</p>
URI	<p><b>Type</b> String</p> <p><b>Description</b> The URI of the page that's receiving the request.</p> <p><b>Example</b> <code>/home/home.jsp</code></p>
URI_ID_DERIVED	<p><b>Type</b> ID</p> <p><b>Description</b> The 18-character case insensitive ID of the URI of the page that's receiving the request.</p>

Field	Details
USER_ID	<p><b>Type</b> Id</p> <p><b>Description</b> The 15-character ID of the user who's using Salesforce services through the UI or the API.</p> <p><b>Example</b> 00530000009M943</p>
USER_ID_DERIVED	<p><b>Type</b> Id</p> <p><b>Description</b> The 18-character case insensitive ID of the user who's using Salesforce services through the UI or the API.</p> <p><b>Example</b> 00590000000I1SNIA0</p>

## Usage

UNIQUE\_ID is used by Salesforce Customer Support to troubleshoot any issues that occur.

SEE ALSO:

[EventLogFile Supported Event Types](#)  
[EventLogFile](#)

## Knowledge Article View Event Type

Knowledge Article View events contain user activity with your knowledge base.

For details about event monitoring, see the [Trailhead Event Monitoring module](#) or [REST API Developer's Guide](#).

## Fields

Field	Details
ARTICLE_ID	<p><b>Type</b> Id</p> <p><b>Description</b> The 15-character ID of the article.</p> <p><b>Example</b> 00Dxx0000001gEb</p>
ARTICLE_STATUS	<p><b>Type</b> Character</p>

	<p><b>Possible Values</b></p> <ul style="list-style-type: none"> <li>D= Draft</li> <li>O=Online</li> <li>A=Archived</li> </ul>
ARTICLE_VERSION	<p><b>Type</b></p> <p>Number</p> <p><b>Description</b></p> <p>Article version number</p> <p><b>Example</b></p> <p>2</p>
ARTICLE_VERSION_ID	<p><b>Type</b></p> <p>Id</p> <p><b>Description</b></p> <p>The 15-character ID of the article version.</p> <p><b>Example</b></p> <p>ka0R00000005rt6</p>
CONTEXT	<p><b>Type</b></p> <p>String</p> <p><b>Description</b></p> <p>Context of the request.</p> <p><b>Possible Values</b></p> <ul style="list-style-type: none"> <li>Apex</li> <li>API</li> <li>Empty String</li> </ul>
ENTITY	<p><b>Type</b></p> <p>String</p> <p><b>Description</b></p> <p>Entity requested.</p> <p><b>Example</b></p> <p>Knowledge__kav</p>
EVENT_TYPE	<p><b>Type</b></p> <p>String</p> <p><b>Description</b></p> <p>The type of event. The value is always KnowledgeArticleView.</p>

LANGUAGE

**Type**

String

**Description**

iso-code of the language

**Example**

en\_US

LAST\_VERSION

**Type**

Boolean

**Description**

true if it is the last version

**Possible Values**

True

False

ORGANIZATION\_ID

**Type**

Id

**Description**

The 15-character ID of the organization.

**Example**

00D000000000123

REQUEST\_ID

**Type**

String

**Description**

The unique ID of a single transaction. A transaction can contain one or more events. Each event in a given transaction has the same REQUEST\_ID.

**Example**

3nWgxWbDKWWDik0FKfF5DV

SESSION\_ID

**Type**

String

**Description**

Session ID of the request.

**Example**

gV7pCSW2vGaaJNFi3GSpuPljNbKVbSxRvx34LJslvuc=

TIMESTAMP

**Type**

String

**Description**

The access time of Salesforce services.



	<p><b>Example</b></p> <p>20130715233322.670</p>
<p>TIMESTAMP_DERIVED</p>	<p><b>Type</b></p> <p>DateTime</p> <p><b>Description</b></p> <p>The access time of Salesforce services in ISO8601-compatible format (YYYY-MM-DDTHH:MM:SS.sssZ).</p> <p><b>Example</b></p> <p>2015-07-27T11:32:59.555Z</p>
<p>USER_ID</p>	<p><b>Type</b></p> <p>Id</p> <p><b>Description</b></p> <p>The 15-character ID of the user who's using Salesforce services through the UI or the API.</p> <p><b>Example</b></p> <p>00530000009M943</p>
<p>USER_TYPE</p>	<p><b>Type</b></p> <p>Character</p> <p><b>Description</b></p> <p>User type of the request</p> <p><b>Possible Values</b></p> <ul style="list-style-type: none"> <li>A = App</li> <li>C =Customer Portal</li> <li>P = Partner Portal</li> <li>G = guest</li> </ul>

## Lightning Error Event Type

Lightning Error events represent errors that occurred during user interactions with Lightning Experience and the Salesforce mobile app. This event type is available in the EventLogFile object in API version 39.0 and later.

For details about event monitoring, see the [Trailhead Event Monitoring module](#) or [REST API Developer's Guide](#).

### Fields

Field	Details
<p>APP_NAME</p>	<p><b>Type</b></p> <p>String</p>

Field	Details
	<p><b>Description</b> The name of the application that the user accessed.</p>
BROWSER_NAME	<p><b>Type</b> String</p> <p><b>Description</b> The name of the browser that the user accessed.</p> <p><b>Example</b> Chrome, IE, Safari, Gecko</p>
BROWSER_VERSION	<p><b>Type</b> String</p> <p><b>Description</b> The version of the browser that the user accessed in <code>major.minor version</code> format. Some browsers don't provide a minor version.</p>
CLIENT_ID	<p><b>Type</b> String</p> <p><b>Description</b> The API client ID.</p>
CLIENT_IP	<p><b>Type</b> String</p> <p><b>Description</b> The IP address of the client that's using Salesforce services. A Salesforce internal IP (such as a login from Salesforce Workbench or AppExchange) is shown as "Salesforce.com IP".</p> <p><b>Example</b> 96.43.144.26</p>
COMPONENT_NAME	<p><b>Type</b> String</p> <p><b>Description</b> The internal name of the standard component that generated the error. The Salesforce developer assigned the name when the standard component was created.</p> <p><b>Examples</b></p> <ul style="list-style-type: none"> <li>• SaveEdit</li> <li>• Lead.CCPM_sendSMS</li> <li>• ChangeOwnerOne</li> </ul>
CONNECTION_TYPE	<p><b>Type</b> String</p>

Field	Details
	<p><b>Description</b> The type of connection.</p> <p><b>Possible Values</b></p> <ul style="list-style-type: none"> <li>• CDMA1x</li> <li>• CDMA</li> <li>• EDGE</li> <li>• EVDO0</li> <li>• EVDOA</li> <li>• EVDOB</li> <li>• GPRS</li> <li>• HRPD</li> <li>• HSDPA</li> <li>• HSUPA</li> <li>• LTE</li> <li>• WIFI</li> </ul>
DEVICE_ID	<p><b>Type</b> String</p> <p><b>Description</b> The unique identifier used to identify a device when tracking events. DEVICE_ID is a generated value that's created when the mobile app is initially run after installation.</p>
DEVICE_MODEL	<p><b>Type</b> String</p> <p><b>Description</b> The name of the device model.</p> <p><b>Example</b> iPad, iPhone</p>
DEVICE_PLATFORM	<p><b>Type</b> String</p> <p><b>Description</b> The type of application experience in <code>name:experience:form</code> format.</p> <p><b>Possible Values</b> Name</p> <ul style="list-style-type: none"> <li>• APP_BUILDER</li> <li>• CUSTOM</li> <li>• S1</li> <li>• SFX</li> </ul> <p>Experience</p>

Field	Details
	<ul style="list-style-type: none"> <li>• BROWSER</li> <li>• HYBRID</li> </ul> <p>Form</p> <ul style="list-style-type: none"> <li>• DESKTOP</li> <li>• PHONE</li> <li>• TABLET</li> </ul>
DEVICE_SESSION_ID	<p><b>Type</b> Id</p> <p><b>Description</b> The unique identifier of the user's session based on page load time. If the user reloads a page, it starts a new session.</p> <p><b>Example</b> 321a1ddfaf924803a075f1e69fc87bc06f53ccd0</p>
EVENT_TYPE	<p><b>Type</b> String</p> <p><b>Description</b> The type of event. The value is always <code>LightningError</code>.</p>
LOGIN_KEY	<p><b>Type</b> String</p> <p><b>Description</b> The string that ties together all events in a user's login session. It starts with a login event and ends with either a logout event or the user session expiring.</p> <p><b>Example</b> GeJCsym5eyvtEK2l</p>
ORGANIZATION_ID	<p><b>Type</b> String</p> <p><b>Description</b> The 15-character ID of the org.</p> <p><b>Example</b> 00D000000000123</p>
OS_NAME	<p><b>Type</b> String</p> <p><b>Description</b> The operating system name, derived from <code>USER_AGENT</code>.</p> <p><b>Example</b> Android, iOS, OSX, Windows</p>

Field	Details
OS_VERSION	<p><b>Type</b> String</p> <p><b>Description</b> The operating system version, derived from USER_AGENT.</p>
PAGE_APP_NAME	<p><b>Type</b> String</p> <p><b>Description</b> The internal name of the application that the user accessed from the App Launcher.</p> <p><b>Example</b> LightningSales</p>
PAGE_CONTEXT	<p><b>Type</b> String</p> <p><b>Description</b> Context of the page where the event occurred.</p> <p><b>Example</b> clients:cardsContainer</p>
PAGE_ENTITY_ID	<p><b>Type</b> Id</p> <p><b>Description</b> The unique entity identifier of the event.</p> <p><b>Example</b> 001300000013zJAAAZ</p>
PAGE_ENTITY_TYPE	<p><b>Type</b> String</p> <p><b>Description</b> The entity type of the event.</p> <p><b>Example</b> Task, Account</p>
PAGE_START_TIME	<p><b>Type</b> Number</p> <p><b>Description</b> The time when the page was initially loaded, measured in milliseconds.</p> <p><b>Example</b> 1471564788642</p>
PAGE_URL	<p><b>Type</b> String</p>

Field	Details
	<p><b>Description</b> Relative URL of the top-level Lightning Experience or Salesforce mobile app page that the user opened. The page can contain one or more Lightning components. Multiple record IDs can be associated with <code>PAGE_URL</code>.</p> <p><b>Example</b> <code>/sObject/0064100000JXITSAA5/view</code></p>
REQUEST_ID	<p><b>Type</b> String</p> <p><b>Description</b> The unique ID of a single transaction. A transaction can contain one or more events. Each event in a given transaction has the same <code>REQUEST_ID</code>.</p> <p><b>Example</b> <code>3nWgxWbDKWWDik0FKff5DV</code></p>
SDK_APP_TYPE	<p><b>Type</b> String</p> <p><b>Description</b> The mobile SDK application type.</p> <p><b>Possible Values</b></p> <ul style="list-style-type: none"> <li>• HYBRID</li> <li>• HYBRIDLOCAL</li> <li>• HYBRIDREMOTE</li> <li>• NATIVE</li> <li>• REACTNATIVE</li> </ul>
SDK_APP_VERSION	<p><b>Type</b> String</p> <p><b>Description</b> The mobile SDK application version number.</p> <p><b>Example</b> <code>5.0</code></p>
SDK_VERSION	<p><b>Type</b> String</p> <p><b>Description</b> The mobile SDK version number.</p> <p><b>Example</b> <code>2.1.0</code></p>

Field	Details
SESSION_KEY	<p><b>Type</b> String</p> <p><b>Description</b> The user's unique session ID. You can use this value to identify all events in Lightning Experience within a session. When a user logs out and logs in again, a new session is started.</p> <p><b>Example</b> cdd09305cb6babf34059e27f70e47f1b11dec868</p>
TIMESTAMP	<p><b>Type</b> String</p> <p><b>Description</b> The access time of Salesforce services.</p> <p><b>Example</b> 20130715233322.670</p>
TIMESTAMP_DERIVED	<p><b>Type</b> DateTime</p> <p><b>Description</b> The access time of Salesforce services in ISO8601-compatible format (YYYY-MM-DDTHH:MM:SS.sssZ).</p> <p><b>Example</b> 2015-07-27T11:32:59.555Z</p>
UI_EVENT_ID	<p><b>Type</b> String</p> <p><b>Description</b> ID of the Lightning event type.</p> <p><b>Possible Values</b></p> <ul style="list-style-type: none"> <li>• ltng:error</li> <li>• ltng:interaction</li> <li>• ltng:pageView</li> <li>• ltng:performance</li> </ul>
UI_EVENT_SEQUENCE_NUM	<p><b>Type</b> Number</p> <p><b>Description</b> An auto-incremented sequence number of the current event since the session started.</p>
UI_EVENT_SOURCE	<p><b>Type</b> String</p>

Field	Details
	<p><b>Description</b> The source of the error event.</p> <p><b>Examples</b> Here are some examples of error flags returned in this field.</p> <ul style="list-style-type: none"> <li>• AuraError</li> <li>• Error</li> <li>• InvalidStateError</li> <li>• RangeError</li> <li>• ReferenceError</li> <li>• SecurityError</li> <li>• SyntaxError</li> <li>• TypeError</li> <li>• unknown</li> </ul>
UI_EVENT_TIMESTAMP	<p><b>Type</b> Number</p> <p><b>Description</b> The time at which this event occurred, measured in milliseconds.</p> <p><b>Example</b> 1479769912796</p>
UI_EVENT_TYPE	<p><b>Type</b> String</p> <p><b>Description</b> The type of interaction.</p> <p><b>Examples</b></p> <ul style="list-style-type: none"> <li>• crud — Created, read, updated, or deleted the record.</li> <li>• reads — Read multiple records.</li> </ul>
USER_AGENT	<p><b>Type</b> String</p> <p><b>Description</b> The numeric code for the type of client used to make the request (for example, browser, application, or API) as a string.</p>
USER_ID	<p><b>Type</b> String</p> <p><b>Description</b> The 15-character ID of the user accessing Salesforce services through the UI or API.</p>



Field	Details
	<p><b>Example</b> 00530000009M943</p>
USER_ID_DERIVED	<p><b>Type</b> Id</p> <p><b>Description</b> The 18-character case-insensitive ID of the user who's using Salesforce services through the UI or the API.</p> <p><b>Example</b> 0059000000011SNIA0</p>
USER_TYPE	<p><b>Type</b> String</p> <p><b>Description</b> The category of user license of the user accessing Salesforce services through the UI or API.</p> <p><b>Possible Values</b></p> <ul style="list-style-type: none"> <li>• A: Automated Process</li> <li>• b: High Volume Portal</li> <li>• C: Customer Portal User</li> <li>• D: External Who</li> <li>• E: Self Service</li> <li>• G: Guest</li> <li>• I: Package License Manager</li> <li>• N: Salesforce to Salesforce</li> <li>• n: CSN Only</li> <li>• O: Power Custom</li> <li>• o: Custom</li> <li>• P: Partner</li> <li>• p: Customer Portal Manager</li> <li>• S: Standard</li> <li>• X: Salesforce Administrator</li> </ul>

## SEE ALSO:

[EventLogFile Supported Event Types](#)

[EventLogFile](#)

## Lightning Interaction Event Type

Lightning Interaction events track user actions in Lightning Experience and the Salesforce mobile app, such as the user clicking, tapping, or scrolling on a page. This event type is available in the EventLogFile object in API version 39.0 and later.




**Warning:** The Lightning Interaction Event type is a best effort logging of user interactions but is not intended to meet privacy and security audit requirements. Not all interactions or CRUD operations are tracked and data loss may occur.

For details about event monitoring, see the [Trailhead Event Monitoring module](#) or [REST API Developer's Guide](#).

### Fields

Field	Details
APP_NAME	<p><b>Type</b> String</p> <p><b>Description</b> The name of the application that the user accessed.</p>
BROWSER_NAME	<p><b>Type</b> String</p> <p><b>Description</b> The name of the browser that the user accessed.</p> <p><b>Example</b> Chrome, IE, Safari, Gecko</p>
BROWSER_VERSION	<p><b>Type</b> String</p> <p><b>Description</b> The version of the browser that the user accessed in <code>major.minor version</code> format. Some browsers don't provide a minor version.</p>
CLIENT_ID	<p><b>Type</b> String</p> <p><b>Description</b> The API client ID.</p>
CLIENT_IP	<p><b>Type</b> String</p> <p><b>Description</b> The IP address of the client that's using Salesforce services. A Salesforce internal IP (such as a login from Salesforce Workbench or AppExchange) is shown as "Salesforce.com IP".</p> <p><b>Example</b> 96.43.144.26</p>

Field	Details
COMPONENT_NAME	<p><b>Type</b> String</p> <p><b>Description</b> The internal name of the standard component that the user interacted with. The Salesforce developer assigned the name when the standard component was created.</p> <p><b>Examples</b></p> <ul style="list-style-type: none"><li>• SaveEdit</li><li>• Lead.CCPM_sendSMS</li><li>• ChangeOwnerOne</li></ul>
CONNECTION_TYPE	<p><b>Type</b> String</p> <p><b>Description</b> The type of connection.</p> <p><b>Possible Values</b></p> <ul style="list-style-type: none"><li>• CDMA1x</li><li>• CDMA</li><li>• EDGE</li><li>• EVDO0</li><li>• EVDOA</li><li>• EVDOB</li><li>• GPRS</li><li>• HRPD</li><li>• HSDPA</li><li>• HSUPA</li><li>• LTE</li><li>• WIFI</li></ul>
DEVICE_ID	<p><b>Type</b> String</p> <p><b>Description</b> The unique identifier used to identify a device when tracking events. DEVICE_ID is a generated value that's created when the mobile app is initially run after installation.</p>
DEVICE_MODEL	<p><b>Type</b> String</p> <p><b>Description</b> The name of the device model.</p> <p><b>Example</b> iPad, iPhone</p>

Field	Details
DEVICE_PLATFORM	<p><b>Type</b> String</p> <p><b>Description</b> The type of application experience in <code>name:experience:form</code> format.</p> <p><b>Possible Values</b></p> <p>Name</p> <ul style="list-style-type: none"> <li>• APP_BUILDER</li> <li>• CUSTOM</li> <li>• S1</li> <li>• SFX</li> </ul> <p>Experience</p> <ul style="list-style-type: none"> <li>• BROWSER</li> <li>• HYBRID</li> </ul> <p>Form</p> <ul style="list-style-type: none"> <li>• DESKTOP</li> <li>• PHONE</li> <li>• TABLET</li> </ul>
DEVICE_SESSION_ID	<p><b>Type</b> Id</p> <p><b>Description</b> The unique identifier of the user's session based on page load time. When the user reloads a page, a new session is started.</p> <p><b>Example</b> 321a1ddfaf924803a075f1e69fc87bc06f53ccd0</p>
DURATION	<p><b>Type</b> Number</p> <p><b>Description</b> The duration in milliseconds since the page start time.</p> <p> <b>Warning:</b> This field is being deprecated.</p>
EVENT_TYPE	<p><b>Type</b> String</p> <p><b>Description</b> The type of event. The value is always <code>LightningInteraction</code>.</p>
GRANDPARENT_UI_ELEMENT	<p><b>Type</b> String</p>

Field	Details
	<p><b>Description</b> Grandparent scope of the page element where the event occurred.</p>
LOGIN_KEY	<p><b>Type</b> String</p> <p><b>Description</b> The string that ties together all events in a user's login session. It starts with a login event and ends with either a logout event or the user session expiring.</p> <p><b>Example</b> GeJCsym5eyvtEK2l</p>
ORGANIZATION_ID	<p><b>Type</b> String</p> <p><b>Description</b> The 15-character ID of the org.</p> <p><b>Example</b> 00D000000000123</p>
OS_NAME	<p><b>Type</b> String</p> <p><b>Description</b> The operating system name, derived from USER_AGENT.</p> <p><b>Example</b> Android, iOS, OSX, Windows</p>
OS_VERSION	<p><b>Type</b> String</p> <p><b>Description</b> The operating system version, derived from USER_AGENT.</p>
PAGE_APP_NAME	<p><b>Type</b> String</p> <p><b>Description</b> The internal name of the application that the user accessed from the App Launcher.</p> <p><b>Example</b> LightningSales</p>
PAGE_CONTEXT	<p><b>Type</b> String</p> <p><b>Description</b> Context of the page where the event occurred.</p>

Field	Details
	<p><b>Example</b> clients:cardsContainer</p>
PAGE_ENTITY_ID	<p><b>Type</b> Id</p> <p><b>Description</b> The unique entity identifier of the event.</p> <p><b>Example</b> 001300000013zJAAAZ</p>
PAGE_ENTITY_TYPE	<p><b>Type</b> String</p> <p><b>Description</b> The entity type of the event.</p> <p><b>Example</b> Task, contacts</p>
PAGE_START_TIME	<p><b>Type</b> Number</p> <p><b>Description</b> The time when the page was initially loaded, measured in milliseconds.</p> <p><b>Example</b> 1471564788642</p>
PAGE_URL	<p><b>Type</b> String</p> <p><b>Description</b> Relative URL of the top-level Lightning Experience or Salesforce mobile app page that the user opened. The page can contain one or more Lightning components. Multiple record IDs can be associated with PAGE_URL.</p> <p><b>Example</b> /sObject/0064100000JXITSAA5/view</p>
PARENT_UI_ELEMENT	<p><b>Type</b> String</p> <p><b>Description</b> Parent scope of the page element where the event occurred.</p>
RECORD_ID	<p><b>Type</b> String array</p>

Field	Details
	<p><b>Description</b></p> <p>The IDs of one or more records that the user interacted with. For more information on the user interaction, see <code>UI_EVENT_TYPE</code> and <code>UI_EVENT_SOURCE</code> fields.</p> <p><b>Example</b></p> <p>["5004100000JaGGLAA3", "5004100000Dn79CAAR", "50041000007KeugAAC"]</p>
RECORD_TYPE	<p><b>Type</b></p> <p>String</p> <p><b>Description</b></p> <p>The type of record object that the user interacted with.</p> <p><b>Examples</b></p> <ul style="list-style-type: none"> <li>• Account</li> <li>• Opportunity</li> </ul>
RELATED_LIST	<p><b>Type</b></p> <p>String</p> <p><b>Description</b></p> <p>The type of related list that the user clicked.</p> <p><b>Example</b></p> <p>Opportunity</p>
REQUEST_ID	<p><b>Type</b></p> <p>String</p> <p><b>Description</b></p> <p>The unique ID of a single transaction. A transaction can contain one or more events. Each event in a given transaction has the same <code>REQUEST_ID</code>.</p> <p><b>Example</b></p> <p>3nWgxWbDKWWDik0FKff5DV</p>
SDK_APP_TYPE	<p><b>Type</b></p> <p>String</p> <p><b>Description</b></p> <p>The mobile SDK application type.</p> <p><b>Possible Values</b></p> <ul style="list-style-type: none"> <li>• HYBRID</li> <li>• HYBRIDLOCAL</li> <li>• HYBRIDREMOTE</li> <li>• NATIVE</li> <li>• REACTNATIVE</li> </ul>

Field	Details
SDK_APP_VERSION	<p><b>Type</b> String</p> <p><b>Description</b> The mobile SDK application version number.</p> <p><b>Example</b> 5.0</p>
SDK_VERSION	<p><b>Type</b> String</p> <p><b>Description</b> The mobile SDK version number.</p> <p><b>Example</b> 2.1.0</p>
SESSION_KEY	<p><b>Type</b> String</p> <p><b>Description</b> The user's unique session ID. You can use this value to identify all events in Lightning Experience within a session. When the user logs out and logs in again, a new session is started.</p> <p><b>Example</b> cdd09305cb6babf34059e27f70e47f1b11dec868</p>
TARGET_UI_ELEMENT	<p><b>Type</b> String</p> <p><b>Description</b> The target page element where the event occurred.</p> <p><b>Example</b> label bBody truncate, tabitem-link</p>
TIMESTAMP	<p><b>Type</b> String</p> <p><b>Description</b> The access time of Salesforce services.</p> <p><b>Example</b> 20130715233322.670</p>
TIMESTAMP_DERIVED	<p><b>Type</b> DateTime</p> <p><b>Description</b> The access time of Salesforce services in ISO8601-compatible format (YYYY-MM-DDTHH:MM:SS.SSSZ).</p>



Field	Details
	<p><b>Example</b></p> <p>2015-07-27T11:32:59.555Z</p>
UI_EVENT_ID	<p><b>Type</b></p> <p>String</p> <p><b>Description</b></p> <p>Id of the Lightning event type.</p> <p><b>Possible Values</b></p> <ul style="list-style-type: none"> <li>• ltng:error</li> <li>• ltng:interaction</li> <li>• ltng:pageView</li> <li>• ltng:performance</li> </ul>
UI_EVENT_SEQUENCE_NUM	<p><b>Type</b></p> <p>Number</p> <p><b>Description</b></p> <p>An auto-incremented sequence number of the current event since the session started.</p>
UI_EVENT_SOURCE	<p><b>Type</b></p> <p>String</p> <p><b>Description</b></p> <p>The user action on the record or records in <code>RECORD_ID</code>. This field's value indicates whether the user's action was on a single record or multiple records. For example, <code>read</code> indicates that one record was read (such as on a record detail page); <code>reads</code> indicates that multiple records were read (such as in a list view).</p> <p><b>Examples</b></p> <ul style="list-style-type: none"> <li>• click</li> <li>• create</li> <li>• delete</li> <li>• hover</li> <li>• read</li> <li>• update</li> </ul>
UI_EVENT_TIMESTAMP	<p><b>Type</b></p> <p>Number</p> <p><b>Description</b></p> <p>The time at which this event occurred, measured in milliseconds.</p> <p><b>Example</b></p> <p>1479769912796</p>

Field	Details
UI_EVENT_TYPE	<p><b>Type</b> String</p> <p><b>Description</b> The type of interaction with the records in RECORD_ID.</p> <p><b>Examples</b></p> <ul style="list-style-type: none"> <li>• crud — Created, read, updated, or deleted the record.</li> <li>• reads — Read multiple records.</li> </ul>
USER_AGENT	<p><b>Type</b> String</p> <p><b>Description</b> The numeric code for the type of client used to make the request (for example, the browser, application, or API) as a string.</p>
USER_ID	<p><b>Type</b> String</p> <p><b>Description</b> The 15-character ID of the user accessing Salesforce services through the UI or API.</p> <p><b>Example</b> 00530000009M943</p>
USER_ID_DERIVED	<p><b>Type</b> Id</p> <p><b>Description</b> The 18-character case-insensitive ID of the user who's using Salesforce services through the UI or the API.</p> <p><b>Example</b> 00590000000011SNIA0</p>
USER_TYPE	<p><b>Type</b> String</p> <p><b>Description</b> The category of user license of the user accessing Salesforce services through the UI or API.</p> <p><b>Possible Values</b></p> <ul style="list-style-type: none"> <li>• A: Automated Process</li> <li>• B: High Volume Portal</li> <li>• C: Customer Portal User</li> <li>• D: External Who</li> <li>• E: Self Service</li> <li>• G: Guest</li> </ul>

Field	Details
	<ul style="list-style-type: none"> <li>• L: Package License Manager</li> <li>• N: Salesforce to Salesforce</li> <li>• n: CSN Only</li> <li>• O: Power Custom</li> <li>• o: Custom</li> <li>• P: Partner</li> <li>• p: Customer Portal Manager</li> <li>• S: Standard</li> <li>• X: Salesforce Administrator</li> </ul>

SEE ALSO:

[EventLogFile Supported Event Types](#)

[EventLogFile](#)

## Lightning Page View Event Type

Lightning Page View events represent information about the page on which the event occurred in Lightning Experience and the Salesforce mobile app. A Lightning Page View event tracks the page a user visited, how long the user spent on the page, and the load time for the page. This event type is available in the EventLogFile object in API version 39.0 and later.

For details about event monitoring, see the [Trailhead Event Monitoring module](#) or [REST API Developer's Guide](#).

### Fields

Field	Details
APP_NAME	<p><b>Type</b> String</p> <p><b>Description</b> The name of the application that the user accessed.</p>
BROWSER_NAME	<p><b>Type</b> String</p> <p><b>Description</b> The name of the browser that the user accessed.</p> <p><b>Example</b> Chrome, IE, Safari, Gecko</p>
BROWSER_VERSION	<p><b>Type</b> String</p>

Field	Details
	<p><b>Description</b></p> <p>The version of the browser that the user accessed in <code>major.minor version</code> format. Some browsers don't provide a minor version.</p>
CLIENT_ID	<p><b>Type</b></p> <p>String</p> <p><b>Description</b></p> <p>The API client ID.</p>
CLIENT_IP	<p><b>Type</b></p> <p>String</p> <p><b>Description</b></p> <p>The IP address of the client that's using Salesforce services. A Salesforce internal IP (such as a login from Salesforce Workbench or AppExchange) is shown as "Salesforce.com IP".</p> <p><b>Example</b></p> <p>96.43.144.26</p>
CONNECTION_TYPE	<p><b>Type</b></p> <p>String</p> <p><b>Description</b></p> <p>The type of connection.</p> <p><b>Possible Values</b></p> <ul style="list-style-type: none"> <li>• CDMA1x</li> <li>• CDMA</li> <li>• EDGE</li> <li>• EVDO0</li> <li>• EVDOA</li> <li>• EVDOB</li> <li>• GPRS</li> <li>• HRPD</li> <li>• HSDPA</li> <li>• HSUPA</li> <li>• LTE</li> <li>• WIFI</li> </ul>
DEVICE_ID	<p><b>Type</b></p> <p>String</p> <p><b>Description</b></p> <p>The unique identifier used to identify a device when tracking events. <code>DEVICE_ID</code> is a generated value that's created when the mobile app is initially run after installation.</p>

Field	Details
DEVICE_MODEL	<p><b>Type</b> String</p> <p><b>Description</b> The name of the device model.</p> <p><b>Example</b> iPad, iPhone</p>
DEVICE_PLATFORM	<p><b>Type</b> String</p> <p><b>Description</b> The type of application experience in <code>name:experience:form</code> format.</p> <p><b>Possible Values</b></p> <p>Name</p> <ul style="list-style-type: none"> <li>• APP_BUILDER</li> <li>• CUSTOM</li> <li>• S1</li> <li>• SFX</li> </ul> <p>Experience</p> <ul style="list-style-type: none"> <li>• BROWSER</li> <li>• HYBRID</li> </ul> <p>Form</p> <ul style="list-style-type: none"> <li>• DESKTOP</li> <li>• PHONE</li> <li>• TABLET</li> </ul>
DEVICE_SESSION_ID	<p><b>Type</b> Id</p> <p><b>Description</b> The unique identifier of the user's session based on page load time. When the user reloads a page, a new session is started.</p> <p><b>Example</b> 321a1ddfaf924803a075f1e69fc87bc06f53ccd0</p>
DURATION	<p><b>Type</b> Number</p> <p><b>Description</b> The duration in milliseconds since the page start time.</p> <p> <b>Warning:</b> This field is being deprecated. Use <code>EFFECTIVE_PAGE_TIME</code> instead.</p>

Field	Details
EFFECTIVE_PAGE_TIME	<p><b>Type</b> Number</p> <p><b>Description</b> Indicates how many milliseconds it took for the page to load before a user could interact with the page's functionality. Multiple factors can affect effective page time, such as network speed, hardware performance, or page complexity.</p>
EVENT_TYPE	<p><b>Type</b> String</p> <p><b>Description</b> The type of event. The value is always <code>LightningPageView</code>.</p>
GRANDPARENT_UI_ELEMENT	<p><b>Type</b> String</p> <p><b>Description</b> The grandparent scope of the page element where the event occurred.</p>
LOGIN_KEY	<p><b>Type</b> String</p> <p><b>Description</b> The string that ties together all events in a user's login session. It starts with a login event and ends with either a logout event or the user session expiring.</p> <p><b>Example</b> <code>GeJCsym5eyvtEK2l</code></p>
ORGANIZATION_ID	<p><b>Type</b> String</p> <p><b>Description</b> The 15-character ID of the org.</p> <p><b>Example</b> <code>00D000000000123</code></p>
OS_NAME	<p><b>Type</b> String</p> <p><b>Description</b> The operating system name, derived from <code>USER_AGENT</code>.</p> <p><b>Example</b> Android, iOS, OSX, Windows</p>
OS_VERSION	<p><b>Type</b> String</p>

Field	Details
	<p><b>Description</b> The operating system version, derived from USER_AGENT.</p>
PAGE_APP_NAME	<p><b>Type</b> String</p> <p><b>Description</b> The internal name of the application that the user accessed from the App Launcher.</p> <p><b>Example</b> LightningSales</p>
PAGE_CONTEXT	<p><b>Type</b> String</p> <p><b>Description</b> The context of the page where the event occurred.</p> <p><b>Example</b> clients:cardsContainer</p>
PAGE_ENTITY_ID	<p><b>Type</b> Id</p> <p><b>Description</b> The unique entity identifier of the event.</p> <p><b>Example</b> 001300000013zJAAAZ</p>
PAGE_ENTITY_TYPE	<p><b>Type</b> String</p> <p><b>Description</b> The entity type of the event.</p> <p><b>Example</b> Task, contacts</p>
PAGE_START_TIME	<p><b>Type</b> Number</p> <p><b>Description</b> The time when the page was initially loaded, measured in milliseconds.</p> <p><b>Example</b> 1471564788642</p>
PAGE_URL	<p><b>Type</b> String</p>

Field	Details
	<p><b>Description</b> Relative URL of the top-level Lightning Experience or Salesforce mobile app page that the user opened. The page can contain one or more Lightning components. Multiple record IDs can be associated with <code>PAGE_URL</code>.</p> <p><b>Example</b> <code>/sObject/0064100000JXITSAA5/view</code></p>
PARENT_UI_ELEMENT	<p><b>Type</b> String</p> <p><b>Description</b> The parent scope of the page element where the event occurred.</p>
PREVPAGE_APP_NAME	<p><b>Type</b> String</p> <p><b>Description</b> The internal name of the previous application that the user accessed from the App Launcher.</p> <p><b>Example</b> LightningSales</p>
PREVPAGE_CONTEXT	<p><b>Type</b> String</p> <p><b>Description</b> The context of the previous page where the event occurred.</p> <p><b>Example</b> clients:cardsContainer</p>
PREVPAGE_ENTITY_ID	<p><b>Type</b> Id</p> <p><b>Description</b> The unique previous page entity identifier of the event.</p>
PREVPAGE_ENTITY_TYPE	<p><b>Type</b> String</p> <p><b>Description</b> The previous page entity type of the event.</p> <p><b>Example</b> Task, contacts</p>
PREVPAGE_URL	<p><b>Type</b> String</p>



Field	Details
	<p><b>Description</b> The relative URL of the previous Lightning Experience or Salesforce mobile app page that the user opened.</p> <p><b>Example</b> /sObject/006410000</p>
REQUEST_ID	<p><b>Type</b> String</p> <p><b>Description</b> The unique ID of a single transaction. A transaction can contain one or more events. Each event in a given transaction has the same REQUEST_ID.</p> <p><b>Example</b> 3nWgxWbDKWWDik0FKff5DV</p>
SDK_APP_TYPE	<p><b>Type</b> String</p> <p><b>Description</b> The mobile SDK application type.</p> <p><b>Possible Values</b></p> <ul style="list-style-type: none"> <li>• HYBRID</li> <li>• HYBRIDLOCAL</li> <li>• HYBRIDREMOTE</li> <li>• NATIVE</li> <li>• REACTNATIVE</li> </ul>
SDK_APP_VERSION	<p><b>Type</b> String</p> <p><b>Description</b> The mobile SDK application version number.</p> <p><b>Example</b> 5.0</p>
SDK_VERSION	<p><b>Type</b> String</p> <p><b>Description</b> The mobile SDK version number.</p> <p><b>Example</b> 2.1.0</p>
SESSION_KEY	<p><b>Type</b> String</p>

Field	Details
	<p><b>Description</b> The user's unique session ID. You can use this value to identify all events in Lightning Experience within a session. When the user logs out and logs in again, a new session is started.</p> <p><b>Example</b> cdd09305cb6babf34059e27f70e47f1b11dec868</p>
TARGET_UI_ELEMENT	<p><b>Type</b> String</p> <p><b>Description</b> The target page element where the event occurred.</p> <p><b>Example</b> label bBody truncate, tabitem-link</p>
TIMESTAMP	<p><b>Type</b> String</p> <p><b>Description</b> The access time of Salesforce services.</p> <p><b>Example</b> 20130715233322.670</p>
TIMESTAMP_DERIVED	<p><b>Type</b> DateTime</p> <p><b>Description</b> The access time of Salesforce services in ISO8601-compatible format (YYYY-MM-DDTHH:MM:SS.SSSZ).</p> <p><b>Example</b> 2015-07-27T11:32:59.555Z</p>
UI_EVENT_ID	<p><b>Type</b> String</p> <p><b>Description</b> Id of the Lightning event type.</p> <p><b>Possible Values</b></p> <ul style="list-style-type: none"> <li>• ltng:error</li> <li>• ltng:interaction</li> <li>• ltng:pageView</li> <li>• ltng:performance</li> </ul>
UI_EVENT_SEQUENCE_NUM	<p><b>Type</b> Number</p>

Field	Details
	<p><b>Description</b> An auto-incremented sequence number of the current event since the session started.</p>
UI_EVENT_SOURCE	<p><b>Type</b> String</p> <p><b>Description</b> This field is being deprecated and is mostly null, with the exception of mobile app views, in which case it indicates the page type of views where the context is "native."</p>
UI_EVENT_TIMESTAMP	<p><b>Type</b> Number</p> <p><b>Description</b> The time at which this event occurred, measured in milliseconds.</p> <p><b>Example</b> 1479769912796</p>
USER_AGENT	<p><b>Type</b> String</p> <p><b>Description</b> The numeric code for the type of client used to make the request (for example, the browser, application, or API) as a string.</p>
USER_ID	<p><b>Type</b> String</p> <p><b>Description</b> The 15-character ID of the user accessing Salesforce services through the UI or API.</p> <p><b>Example</b> 00530000009M943</p>
USER_ID_DERIVED	<p><b>Type</b> Id</p> <p><b>Description</b> The 18-character case-insensitive ID of the user who's using Salesforce services through the UI or the API.</p> <p><b>Example</b> 00590000000011SNIA0</p>
USER_TYPE	<p><b>Type</b> String</p> <p><b>Description</b> The category of user license of the user accessing Salesforce services through the UI or API.</p>

Field	Details
	<p><b>Possible Values</b></p> <ul style="list-style-type: none"> <li>• A: Automated Process</li> <li>• b: High Volume Portal</li> <li>• C: Customer Portal User</li> <li>• D: External Who</li> <li>• E: Self Service</li> <li>• G: Guest</li> <li>• L: Package License Manager</li> <li>• N: Salesforce to Salesforce</li> <li>• n: CSN Only</li> <li>• O: Power Custom</li> <li>• o: Custom</li> <li>• P: Partner</li> <li>• p: Customer Portal Manager</li> <li>• S: Standard</li> <li>• X: Salesforce Administrator</li> </ul>

SEE ALSO:

[EventLogFile Supported Event Types](#)

[EventLogFile](#)

## Lightning Performance Event Type

Lightning Performance events track trends in Lightning Experience and Salesforce mobile app performance. This event type is available in the EventLogFile object in API version 39.0 and later.

For details about event monitoring, see the [Trailhead Event Monitoring module](#) or [REST API Developer's Guide](#).

### Fields

Field	Details
APP_NAME	<p><b>Type</b> String</p> <p><b>Description</b> The name of the application that the user accessed.</p>
BROWSER_NAME	<p><b>Type</b> String</p>

Field	Details
	<p><b>Description</b> The name of the browser that the user accessed.</p> <p><b>Example</b> Chrome, IE, Safari, Gecko</p>
BROWSER_VERSION	<p><b>Type</b> String</p> <p><b>Description</b> The version of the browser that the user accessed in <code>major.minor version</code> format. Some browsers don't provide a minor version.</p>
CLIENT_ID	<p><b>Type</b> String</p> <p><b>Description</b> The API client ID.</p>
CLIENT_IP	<p><b>Type</b> String</p> <p><b>Description</b> The IP address of the client that's using Salesforce services. A Salesforce internal IP (such as a login from Salesforce Workbench or AppExchange) is shown as "Salesforce.com IP".</p> <p><b>Example</b> 96.43.144.26</p>
CONNECTION_TYPE	<p><b>Type</b> String</p> <p><b>Description</b> The type of connection.</p> <p><b>Possible Values</b></p> <ul style="list-style-type: none"> <li>• CDMA1x</li> <li>• CDMA</li> <li>• EDGE</li> <li>• EVDO0</li> <li>• EVDOA</li> <li>• EVDOB</li> <li>• GPRS</li> <li>• HRPD</li> <li>• HSDPA</li> <li>• HSUPA</li> <li>• LTE</li> </ul>

Field	Details
	<ul style="list-style-type: none"> <li>• WIFI</li> </ul>
DEVICE_ID	<p><b>Type</b> String</p> <p><b>Description</b> The unique identifier used to identify a device when tracking events. <code>DEVICE_ID</code> is a generated value that's created when the mobile app is initially run after installation.</p>
DEVICE_MODEL	<p><b>Type</b> String</p> <p><b>Description</b> The name of the device model.</p> <p><b>Example</b> iPad, iPhone</p>
DEVICE_PLATFORM	<p><b>Type</b> String</p> <p><b>Description</b> The type of application experience in <code>name:experience:form</code> format.</p> <p><b>Possible Values</b> Name</p> <ul style="list-style-type: none"> <li>• APP_BUILDER</li> <li>• CUSTOM</li> <li>• S1</li> <li>• SFX</li> </ul> <p>Experience</p> <ul style="list-style-type: none"> <li>• BROWSER</li> <li>• HYBRID</li> </ul> <p>Form</p> <ul style="list-style-type: none"> <li>• DESKTOP</li> <li>• PHONE</li> <li>• TABLET</li> </ul>
DEVICE_SESSION_ID	<p><b>Type</b> Id</p> <p><b>Description</b> The unique identifier of the user's session based on page load time. When the user reloads a page, a new session is started.</p> <p><b>Example</b> 321a1ddfaf924803a075f1e69fc87bc06f53ccd0</p>

Field	Details
DURATION	<p><b>Type</b> Number</p> <p><b>Description</b> The duration in milliseconds since the page start time.</p>
EVENT_TYPE	<p><b>Type</b> String</p> <p><b>Description</b> The type of event. The value is always <code>LightningPerformance</code>.</p>
LOGIN_KEY	<p><b>Type</b> String</p> <p><b>Description</b> The string that ties together all events in a user's login session. It starts with a login event and ends with either a logout event or the user session expiring.</p> <p><b>Example</b> <code>GeJCsym5eyvtEK2l</code></p>
ORGANIZATION_ID	<p><b>Type</b> String</p> <p><b>Description</b> The 15-character ID of the org.</p> <p><b>Example</b> <code>00D000000000123</code></p>
OS_NAME	<p><b>Type</b> String</p> <p><b>Description</b> The operating system name, derived from <code>USER_AGENT</code>.</p> <p><b>Example</b> Android, iOS, OSX, Windows</p>
OS_VERSION	<p><b>Type</b> String</p> <p><b>Description</b> The operating system version, derived from <code>USER_AGENT</code>.</p>
PAGE_START_TIME	<p><b>Type</b> Number</p> <p><b>Description</b> The time when the page was initially loaded, measured in milliseconds.</p>

Field	Details
	<p><b>Example</b> 1471564788642</p>
REQUEST_ID	<p><b>Type</b> String</p> <p><b>Description</b> The unique ID of a single transaction. A transaction can contain one or more events. Each event in a given transaction has the same REQUEST_ID.</p> <p><b>Example</b> 3nWgxWbDKWWDik0FKff5DV</p>
SDK_APP_TYPE	<p><b>Type</b> String</p> <p><b>Description</b> The mobile SDK application type.</p> <p><b>Possible Values</b></p> <ul style="list-style-type: none"> <li>• HYBRID</li> <li>• HYBRIDLOCAL</li> <li>• HYBRIDREMOTE</li> <li>• NATIVE</li> <li>• REACTNATIVE</li> </ul>
SDK_APP_VERSION	<p><b>Type</b> String</p> <p><b>Description</b> The mobile SDK application version number.</p> <p><b>Example</b> 5.0</p>
SDK_VERSION	<p><b>Type</b> String</p> <p><b>Description</b> The mobile SDK version number.</p> <p><b>Example</b> 2.1.0</p>
SESSION_KEY	<p><b>Type</b> String</p>



Field	Details
	<p><b>Description</b></p> <p>The user's unique session ID. You can use this value to identify all events in Lightning Experience within a session. When the user logs out and logs in again, a new session is started.</p> <p><b>Example</b></p> <p>cdd09305cb6babf34059e27f70e47f1b11dec868</p>
TIMESTAMP	<p><b>Type</b></p> <p>String</p> <p><b>Description</b></p> <p>The access time of Salesforce services.</p> <p><b>Example</b></p> <p>20130715233322.670</p>
TIMESTAMP_DERIVED	<p><b>Type</b></p> <p>DateTime</p> <p><b>Description</b></p> <p>The access time of Salesforce services in ISO8601-compatible format (YYYY-MM-DDTHH:MM:SS.SSSZ).</p> <p><b>Example</b></p> <p>2015-07-27T11:32:59.555Z</p>
UI_EVENT_ID	<p><b>Type</b></p> <p>String</p> <p><b>Description</b></p> <p>Id of the Lightning event type.</p> <p><b>Possible Values</b></p> <ul style="list-style-type: none"> <li>• ltng:error</li> <li>• ltng:interaction</li> <li>• ltng:pageView</li> <li>• ltng:performance</li> </ul>
UI_EVENT_SOURCE	<p><b>Type</b></p> <p>String</p> <p><b>Description</b></p> <p>The user action on the record or records. This field's value indicates whether the user's action was on a single record or multiple records. For example, <code>read</code> indicates that one record was read (such as on a record detail page); <code>reads</code> indicates that multiple records were read (such as in a list view).</p> <p><b>Examples</b></p> <ul style="list-style-type: none"> <li>• click</li> </ul>

Field	Details
	<ul style="list-style-type: none"> <li>• create</li> <li>• delete</li> <li>• hover</li> <li>• read</li> <li>• update</li> </ul>
UI_EVENT_TIMESTAMP	<p><b>Type</b> Number</p> <p><b>Description</b> The time at which this event occurred, measured in milliseconds.</p> <p><b>Example</b> 1479769912796</p>
UI_EVENT_TYPE	<p><b>Type</b> String</p> <p><b>Description</b> The type of interaction.</p> <p><b>Examples</b></p> <ul style="list-style-type: none"> <li>• crud — Created, read, updated, or deleted the record.</li> <li>• reads — Read multiple records.</li> </ul>
USER_AGENT	<p><b>Type</b> String</p> <p><b>Description</b> The numeric code for the type of client used to make the request (for example, browser, application, or API) as a string.</p>
USER_ID	<p><b>Type</b> String</p> <p><b>Description</b> The 15-character ID of the user accessing Salesforce services through the UI or API.</p> <p><b>Example</b> 00530000009M943</p>
USER_ID_DERIVED	<p><b>Type</b> Id</p> <p><b>Description</b> The 18-character case-insensitive ID of the user who's using Salesforce services through the UI or the API.</p> <p><b>Example</b> 00590000000011SNIA0</p>

Field	Details
USER_TYPE	<p><b>Type</b> String</p> <p><b>Description</b> The category of user license of the user accessing Salesforce services through the UI or API.</p> <p><b>Possible Values</b></p> <ul style="list-style-type: none"> <li>• A: Automated Process</li> <li>• b: High Volume Portal</li> <li>• C: Customer Portal User</li> <li>• D: External Who</li> <li>• F: Self Service</li> <li>• G: Guest</li> <li>• L: Package License Manager</li> <li>• N: Salesforce to Salesforce</li> <li>• n: CSN Only</li> <li>• O: Power Custom</li> <li>• o: Custom</li> <li>• P: Partner</li> <li>• p: Customer Portal Manager</li> <li>• S: Standard</li> <li>• X: Salesforce Administrator</li> </ul>

SEE ALSO:

[EventLogFile Supported Event Types](#)

[EventLogFile](#)

## Login Event Type

Login events contain details about your org's user login history.



**Note:** Login Event Type is used by EventLogFile (ELF). It is not a real-time event. For the LoginEvent real-time event, which is part of Real-Time Event Monitoring (RTEM), see [LoginEvent](#) in the *Platform Events Developer Guide*.

For details about event monitoring, see the [Trailhead Event Monitoring module](#) or [REST API Developer's Guide](#).

## Fields

Field	Details
API_TYPE	<p><b>Type</b> String</p>

**Description**

The type of API request.

**Possible Values**

- D: Apex Class
- E: SOAP Enterprise
- I: SOAP Cross Instance
- M: SOAP Metadata
- o: Old SOAP
- P: SOAP Partner
- S: SOAP Apex
- T: SOAP Tooling
- x: XmlRPC
- f: Feed
- l: Live Agent
- p: SOAP ClientSync

API\_VERSION

**Type**

String

**Description**

The version of the API that's being used.

**Example**

36.0

BROWSER\_TYPE

**Type**

String

**Description**

The identifier string returned by the browser used at login.

**Example Values**

- Go-http-client/1.1
- Mozilla/5.0 (Macintosh; Intel Mac OS X 10.12; rv%3A50.0) Gecko/20100101 Firefox/50.0
- Mozilla/5.0 (Macintosh; Intel Mac OS X 10\_11\_6) AppleWebKit/537.36 (KHTML, like Gecko) Chrome/51.0.2704.84 Safari/537.36

CIPHER\_SUITE

**Type**

String

**Description**

The TLS cipher suite used for the login. Values are OpenSSL-style cipher suite names, with hyphen delimiters. For

more information, see [OpenSSL Cryptography and SSL/TLS Toolkit](#).

---

CPU\_TIME

**Type**

Number

**Description**

The CPU time in milliseconds used to complete the request. This field indicates the amount of activity taking place in the app server layer.

---

CLIENT\_IP

**Type**

String

**Description**

The IP address of the client that's using Salesforce services. A Salesforce internal IP (such as a login from Salesforce Workbench or AppExchange) is shown as "Salesforce.com IP".

**Example**

96.43.144.26

---

DB\_TOTAL\_TIME

**Type**

Number

**Description**

The time in nanoseconds for a database round trip. Includes time spent in the JDBC driver, network to the database, and DB\_CPU\_TIME. Compare this field to CPU\_TIME to determine whether performance issues are occurring in the database layer or in your own code.

---

EVENT\_TYPE

**Type**

String

**Description**

The type of event. The value is always Login.

---

LOGIN\_KEY

**Type**

String

**Description**

The string that ties together all events in a given user's login session. It starts with a login event and ends with either a logout event or the user session expiring.

**Example**

GeJCsym5eyvtEK2l

---

LOGIN\_STATUS

**Type**

String

---

	<p><b>Description</b></p> <p>The status of the login attempt. For successful logins, the value is LOGIN_NO_ERROR. All other values indicate errors or authentication issues. For details, see <a href="#">Login Event Type — LOGIN_STATUS Values</a> on page 1125.</p>
ORGANIZATION_ID	<p><b>Type</b></p> <p>Id</p> <p><b>Description</b></p> <p>The 15-character ID of the organization.</p> <p><b>Example</b></p> <p>00D000000000123</p>
REQUEST_ID	<p><b>Type</b></p> <p>String</p> <p><b>Description</b></p> <p>The unique ID of a single transaction. A transaction can contain one or more events. Each event in a given transaction has the same REQUEST_ID.</p> <p><b>Example</b></p> <p>3nWgxWbDKWWDik0FKfF5DV</p>
REQUEST_STATUS	<p><b>Type</b></p> <p>String</p> <p><b>Description</b></p> <p>The status of the request for a page view or user interface action.</p> <p><b>Possible Values</b></p> <ul style="list-style-type: none"> <li>• S: Success. Salesforce handled the request successfully. If an Apex controller throws an exception, this status is also returned.</li> <li>• F: Failure. Typically 4xx or 5xx HTTP codes, such as no permission to view page, page took too long to render, page is read-only.</li> <li>• U: Undefined</li> <li>• A: Authorization Error</li> <li>• R: Redirect. Typically a 3xx HTTP code, possibly initiated by an Apex controller in a Visualforce page.</li> <li>• N: Not Found. 404 error.</li> </ul>
RUN_TIME	<p><b>Type</b></p> <p>Number</p>

	<p><b>Description</b> The amount of time that the request took in milliseconds.</p>
SESSION_KEY	<p><b>Type</b> String</p> <p><b>Description</b> The user's unique session ID. You can use this value to identify all user events within a session. When a user logs out and logs in again, a new session is started. For Login Event Type, this field is usually null because the event is captured before a session is created.</p> <p><b>Example</b> d7DEq/ANa7nNZZVD</p>
SOURCE_IP	<p><b>Type</b> IP</p> <p><b>Description</b> The source IP of the login request.</p>
TIMESTAMP	<p><b>Type</b> String</p> <p><b>Description</b> The access time of Salesforce services.</p> <p><b>Example</b> 20130715233322.670</p>
TIMESTAMP_DERIVED	<p><b>Type</b> DateTime</p> <p><b>Description</b> The access time of Salesforce services in ISO8601-compatible format (YYYY-MM-DDTHH:MM:SS.sssZ).</p> <p><b>Example</b> 2015-07-27T11:32:59.555Z</p>
TLS_PROTOCOL	<p><b>Type</b> String</p> <p><b>Description</b> The TLS protocol used for the login.</p> <p><b>Example</b> There are 3 possible values.</p> <ul style="list-style-type: none"> <li>• 1.0</li> <li>• 1.1</li> <li>• 1.2</li> </ul>

URI

**Type**

String

**Description**

The URI of the page that's receiving the request.

**Example**`/home/home.jsp`

---

URI\_ID\_DERIVED

**Type**

ID

**Description**The 18-character case insensitive ID of the URI of the page that's receiving the request.

---

USER\_ID

**Type**

Id

**Description**

The 15-character ID of the user who's using Salesforce services through the UI or the API.

**Example**`00530000009M943`

---

USER\_ID\_DERIVED

**Type**

Id

**Description**

The 18-character case insensitive ID of the user who's using Salesforce services through the UI or the API.

**Example**`00590000000I1SNIA0`

---

USER\_NAME

**Type**

String

**Description**The username that's used for login.

---



### Login Event Type — LOGIN\_STATUS Values

When users attempt to log in to your org, the success or failure of their login attempts is tracked in event log file data. Specifically, the LOGIN\_STATUS field in the Login event type contains the result of these login attempts. The data in LOGIN\_STATUS can help you determine whether your users' login attempts were successful. This field is available in the Login event type in the EventLogFile object in API version 39.0 and later.

#### SEE ALSO:

[Login Event Type — LOGIN\\_STATUS Values](#)

[EventLogFile Supported Event Types](#)

[EventLogFile](#)

### Login Event Type — LOGIN\_STATUS Values

When users attempt to log in to your org, the success or failure of their login attempts is tracked in event log file data. Specifically, the LOGIN\_STATUS field in the Login event type contains the result of these login attempts. The data in LOGIN\_STATUS can help you determine whether your users' login attempts were successful. This field is available in the Login event type in the EventLogFile object in API version 39.0 and later.

For details about event monitoring, see the [Trailhead Event Monitoring module](#) or [REST API Developer's Guide](#).

API Error Code	Details (If Available)
LOGIN_CHALLENGE_ISSUED	Failed: Computer activation required
LOGIN_CHALLENGE_PENDING	Failed: Computer activation pending
LOGIN_DATA_DOWNLOAD_ONLY	
LOGIN_END_SESSION_TXN_SECURITY_POLICY	
LOGIN_ERROR_APPEXCHANGE_DOWN	Unable to process your login request
LOGIN_ERROR_ASYNC_USER_CREATE	
LOGIN_ERROR_AVANTGO_DISABLED	
LOGIN_ERROR_AVANTGO_TRIAL_EXP	
LOGIN_ERROR_CLIENT_NO_ACCESS	
LOGIN_ERROR_CLIENT_REQ_UPDATE	Failed: Client update required
LOGIN_ERROR_CSS_FROZEN	
LOGIN_ERROR_CSS_PW_LOCKOUT	
LOGIN_ERROR_DUPLICATE_USERNAME	
LOGIN_ERROR_EXPORT_RESTRICTED	Restricted country
LOGIN_ERROR_GLOBAL_BLOCK_DOMAIN	Restricted domain
LOGIN_ERROR_HT_DOWN	
LOGIN_ERROR_HTTP_METHOD_INVALID	Failed: Invalid HTTP method

<b>API Error Code</b>	<b>Details (If Available)</b>
LOGIN_ERROR_INSECURE_LOGIN	Failed: Login over insecure channel
LOGIN_ERROR_INVALID_GATEWAY	Invalid gateway
LOGIN_ERROR_INVALID_ID_FIELD	
LOGIN_ERROR_INVALID_PASSWORD	Invalid password
LOGIN_ERROR_LOGINS_EXCEEDED	Maximum logins exceeded
LOGIN_ERROR_MUST_USE_API_TOKEN	Failed: API security token required
LOGIN_ERROR_MUTUAL_AUTHENTICATION	Mutual authentication failed
LOGIN_ERROR_NETWORK_INACTIVE	Invalid - community offline
LOGIN_ERROR_NO_HT_ACCESS	
LOGIN_ERROR_NO_NETWORK_ACCESS	No community access
LOGIN_ERROR_NO_NETWORK_INFO	
LOGIN_ERROR_NO_PORTAL_ACCESS	Invalid profile association
LOGIN_ERROR_NO_SET_COOKIES	
LOGIN_ERROR_OFFLINE_DISABLED	Offline disabled
LOGIN_ERROR_OFFLINE_TRIAL_EXP	Offline trial expired
LOGIN_ERROR_ORG_CLOSED	Organization closed
LOGIN_ERROR_ORG_DOMAIN_ONLY	Restricted domain
LOGIN_ERROR_ORG_IN_MAINTENANCE	Organization is in maintenance
LOGIN_ERROR_ORG_INACTIVE	Organization is inactive
LOGIN_ERROR_ORG_IS_DOT_ORG	Organization is a DOT
LOGIN_ERROR_ORG_LOCKOUT	Organization locked
LOGIN_ERROR_ORG_SIGNING_UP	
LOGIN_ERROR_ORG_SUSPENDED	Organization suspended
LOGIN_ERROR_OUTLOOK_DISABLED	Outlook integration disabled
LOGIN_ERROR_PAGE_REQUIRES_LOGIN	
LOGIN_ERROR_PASSWORD_EMPTY	
LOGIN_ERROR_PASSWORD_LOCKOUT	Password lockout
LOGIN_ERROR_PORTAL_INACTIVE	Invalid - Portal disabled
LOGIN_ERROR_RATE_EXCEEDED	Login rate exceeded
LOGIN_ERROR_RESTRICTED_DOMAIN	Restricted IP

API Error Code	Details (If Available)
LOGIN_ERROR_RESTRICTED_TIME	Restricted time
LOGIN_ERROR_SESSION_TIMEOUT	
LOGIN_ERROR_SSO_PWD_INVALID	Invalid password
LOGIN_ERROR_SSO_SVC_DOWN	Your company's authentication service is down
LOGIN_ERROR_SSO_URL_INVALID	The Single Sign-On Gateway URL is invalid
LOGIN_ERROR_STORE	
LOGIN_ERROR_STORE_DOWN	
LOGIN_ERROR_SWITCH_SFDC_INSTANCE	
LOGIN_ERROR_SWITCH_SFDC_LOGIN	
LOGIN_ERROR_SYNOFFLINE_DISBLD	Failed: Mobile disabled
LOGIN_ERROR_SYSTEM_DOWN	
LOGIN_ERROR_UNKNOWN_ERROR	Login invalid
LOGIN_ERROR_USER_API_ONLY	Failed: API-only user
LOGIN_ERROR_USER_FROZEN	User is frozen
LOGIN_ERROR_USER_INACTIVE	User is inactive
LOGIN_ERROR_USER_NON_MOBILE	Failed: Mobile license required
LOGIN_ERROR_USER_STORE_ACCESS	
LOGIN_ERROR_USERNAME_EMPTY	
LOGIN_ERROR_WIRELESS_DISABLED	Wireless disabled
LOGIN_ERROR_WIRELESS_TRIAL_EXP	Wireless trial expired
LOGIN_LIGHTNING_LOGIN	Lightning Login required
LOGIN_NO_ERROR	
LOGIN_OAUTH_API_DISABLED	Failed: OAuth API access disabled
LOGIN_OAUTH_CONSUMER_DELETED	Failed: Consumer Deleted
LOGIN_OAUTH_DS_NOT_EXPECTED	Failed: Activation secret not expected
LOGIN_OAUTH_EXCEED_GET_AT_LMT	Failed: Get Access Token Limit Exceeded
LOGIN_OAUTH_INVALID_CODE_CHALLENGE	Failed: Invalid Code Challenge
LOGIN_OAUTH_INVALID_CODE_VERIFIER	Failed: Invalid Code Verifier
LOGIN_OAUTH_INVALID_DEVICE	Failed: Device Id missing or not registered
LOGIN_OAUTH_INVALID_DS	Failed: Activation secret invalid

<b>API Error Code</b>	<b>Details (If Available)</b>
LOGIN_OAUTH_INVALID_DSIG	Failed: Signature Invalid
LOGIN_OAUTH_INVALID_IP	Failed: IP Address Not Allowed
LOGIN_OAUTH_INVALID_NONCE	Failed: Invalid Nonce
LOGIN_OAUTH_INVALID_SIG_METHOD	Failed: Invalid Signature Method
LOGIN_OAUTH_INVALID_TIMESTAMP	Failed: Invalid Timestamp
LOGIN_OAUTH_INVALID_TOKEN	Failed: Invalid Token
LOGIN_OAUTH_INVALID_VERIFIER	Failed: Invalid Verifier
LOGIN_OAUTH_INVALID_VERSION	Failed: Version Not Supported
LOGIN_OAUTH_MISSING_DS	Activation secret missing
LOGIN_OAUTH_NO_CALLBACK_URL	Failed: Invalid Callback URL
LOGIN_OAUTH_NO_CONSUMER	Missing Consumer Key Parameter
LOGIN_OAUTH_NO_TOKEN	Missing OAuth Token Parameter
LOGIN_OAUTH_NONCE_REPLAY	Failed: Nonce Replay Detected
LOGIN_OAUTH_PACKAGE_MISSING	Package for this consumer is not installed in your organization
LOGIN_OAUTH_PACKAGE_OLD	Installed package for this consumer is out of date
LOGIN_OAUTH_UNEXPECTED_PARAM	Failed: Unexpected parameter
LOGIN_ORG_TRIAL_EXP	Trial Expired
LOGIN_READONLY_CANNOT_VALIDATE	
LOGIN_SAML_INVALID_AUDIENCE	Failed: Audience Invalid
LOGIN_SAML_INVALID_CONFIG	Failed: Configuration Error/Perm Disabled
LOGIN_SAML_INVALID_FORMAT	Failed: Assertion Invalid
LOGIN_SAML_INVALID_IN_RES_TO	Failed: InResponseTo Invalid
LOGIN_SAML_INVALID_ISSUER	Failed: Issuer Mismatched
LOGIN_SAML_INVALID_ORG_ID	Failed: Invalid Organization Id
LOGIN_SAML_INVALID_PORTAL_ID	Failed: Invalid Portal Id
LOGIN_SAML_INVALID_RECIPIENT	Failed: Recipient Mismatched
LOGIN_SAML_INVALID_SESSION_LEVEL	
LOGIN_SAML_INVALID_SIGNATURE	Failed: Signature Invalid
LOGIN_SAML_INVALID_SITE_URL	Failed: Invalid Site URL
LOGIN_SAML_INVALID_STATUS	Failed: Status Invalid

API Error Code	Details (If Available)
LOGIN_SAML_INVALID_SUB_CONFIRM	Failed: Subject Confirmation Error
LOGIN_SAML_INVALID_TIMESTAMP	Failed: Assertion Expired
LOGIN_SAML_INVALID_USERNAME	Failed: Username Or SSO Id Invalid
LOGIN_SAML_INVALID_VERSION	
LOGIN_SAML_MISMATCH_CERT	Failed: Signature Invalid/Configured Certificate Mismatch
LOGIN_SAML_MISSING_ORG_ID	Failed: Missing Organization Id for Portal login
LOGIN_SAML_MISSING_PORTAL_ID	Failed: Missing Portal Id
LOGIN_SAML_PROVISION_ERROR	Failed: SAML Provision Error
LOGIN_SAML_REPLAY_ATTEMPTED	Failed: Replay Detected
LOGIN_SAML_SITE_INACTIVE	Failed: Specified Site is Inactive
LOGIN_TWOFACOR_REQ	Two-factor required

## Usage

Use LOGIN\_STATUS to determine whether your users' login attempts were successful. For example, you can determine whether a departed employee attempted to log in successfully or unsuccessfully.

A	B	C	D	E	F	G	H	I	J	K
EVENT_TYPE	CLIENT_IP_URI	SESSION_KEY	LOGIN_KEY	REQUEST_STATUS	USER_NAME	TIMESTAMP_DERIVED	USER_ID_DERIVED	URI_ID_DERIVED	LOGIN_STATUS	
Login	1.2.3.4 /my/uri/path/005B0000000GSwO	sidHash_basic	loginHash_basic	requestStatus_common	userName_L	2015-01-01T00:00:00.000	001xx0000000useAAA	005B0000000GSwOIAW	LOGIN_NO_ERROR	

SEE ALSO:

[Login Event Type](#)

[EventLogFile Supported Event Types](#)

[EventLogFile](#)

## Login As Event Type

Login As events contain details about what a Salesforce admin did while logged in as another user.



**Note:** Login Event Type is used by EventLogFile (ELF). It is not a real-time event. For the LoginEvent real-time event, which is part of Real-Time Event Monitoring (RTEM), see [LoginEvent](#) in the *Platform Events Developer Guide*.

For details about event monitoring, see the [Trailhead Event Monitoring module](#) or [REST API Developer's Guide](#).

## Fields

Field	Details
-------	---------

CLIENT\_IP

**Type**

String

**Description**

The IP address of the client that's using Salesforce services. A Salesforce internal IP (such as a login from Salesforce Workbench or AppExchange) is shown as "Salesforce.com IP".

**Example**

96.43.144.26

CPU\_TIME

**Type**

Number

**Description**

The CPU time in milliseconds used to complete the request. This field indicates the amount of activity taking place in the app server layer.

DELEGATED\_USER\_ID

**Type**

Id

**Description**

The 15-character ID of the user who's using Salesforce services through the UI or API. In this case, the user who's doing the impersonation.

DELEGATED\_USER\_ID\_DERIVED

**Type**

Id

**Description**

The 18-character case-insensitive ID of the user who's using Salesforce services through the UI or API. In this case, the user who's doing the impersonation.

DELEGATED\_USER\_NAME

**Type**

String

**Description**

The username of the user who's using Salesforce services through the UI or API. In this case, the user who's doing the impersonation.

EVENT\_TYPE

**Type**

String

**Description**

The type of event. The value is always `LoginAs`.

LOGIN\_KEY

**Type**

String

	<p><b>Description</b></p> <p>The string that ties together all events in a given user's login session. It starts with a login event and ends with either a logout event or the user session expiring.</p> <p><b>Example</b></p> <p>GeJCsym5eyvtEK2l</p>
ORGANIZATION_ID	<p><b>Type</b></p> <p>Id</p> <p><b>Description</b></p> <p>The 15-character ID of the organization.</p> <p><b>Example</b></p> <p>00D000000000123</p>
REQUEST_ID	<p><b>Type</b></p> <p>String</p> <p><b>Description</b></p> <p>The unique ID of a single transaction. A transaction can contain one or more events. Each event in a given transaction has the same REQUEST_ID.</p> <p><b>Example</b></p> <p>3nWgxWbDKWWDik0FKfF5DV</p>
RUN_TIME	<p><b>Type</b></p> <p>Number</p> <p><b>Description</b></p> <p>The amount of time that the request took in milliseconds.</p>
SESSION_KEY	<p><b>Type</b></p> <p>String</p> <p><b>Description</b></p> <p>The user's unique session ID. You can use this value to identify all user events within a session. When a user logs out and logs in again, a new session is started.</p> <p><b>Example</b></p> <p>d7DEq/ANa7nNZZVD</p>
TIMESTAMP	<p><b>Type</b></p> <p>String</p> <p><b>Description</b></p> <p>The access time of Salesforce services.</p> <p><b>Example</b></p> <p>20130715233322.670</p>

TIMESTAMP\_DERIVED

**Type**

DateTime

**Description**

The access time of Salesforce services in ISO8601-compatible format (YYYY-MM-DDTHH:MM:SS.SSSZ).

**Example**

2015-07-27T11:32:59.555Z

URI

**Type**

String

**Description**

The URI of the page that's receiving the request.

**Example**

/home/home.jsp

URI\_ID\_DERIVED

**Type**

ID

**Description**

The 18-character case insensitive ID of the URI of the page that's receiving the request.

USER\_ID

**Type**

Id

**Description**

The 15-character ID of the user who's using Salesforce services through the UI or the API.

**Example**

00530000009M943

USER\_ID\_DERIVED

**Type**

Id

**Description**

The 18-character case insensitive ID of the user who's using Salesforce services through the UI or the API.

**Example**

00590000000I1SNIA0

## SEE ALSO:

[EventLogFile Supported Event Types](#)[EventLogFile](#)



## Logout Event Type

Logout events contain details of user logouts.



**Note:** Login Event Type is used by EventLogFile (ELF). It is not a real-time event. For the LoginEvent real-time event, which is part of Real-Time Event Monitoring (RTEM), see [LoginEvent](#) in the *Platform Events Developer Guide*.

For details about event monitoring, see the [Trailhead Event Monitoring module](#) or [REST API Developer's Guide](#).

### Fields

Field	Details
API_TYPE	<p><b>Type</b> String</p> <p><b>Description</b> The type of API request.</p> <p><b>Possible Values</b></p> <ul style="list-style-type: none"> <li>• D: Apex Class</li> <li>• E: SOAP Enterprise</li> <li>• I: SOAP Cross Instance</li> <li>• M: SOAP Metadata</li> <li>• O: Old SOAP</li> <li>• P: SOAP Partner</li> <li>• S: SOAP Apex</li> <li>• T: SOAP Tooling</li> <li>• X: XmlRPC</li> <li>• F: Feed</li> <li>• L: Live Agent</li> <li>• P: SOAP ClientSync</li> </ul>
API_VERSION	<p><b>Type</b> String</p> <p><b>Description</b> The version of the API that's being used.</p> <p><b>Example</b> 36.0</p>
APP_TYPE	<p><b>Type</b> Number</p> <p><b>Description</b> The application type that was in use upon logging out.</p> <p><b>Example Values</b></p> <ul style="list-style-type: none"> <li>• 1007: SFDC Application</li> </ul>

- 1014: Chat
- 2501: CTI
- 2514: OAuth
- 3475: SFDC Partner Portal

BROWSER\_TYPE

**Type**

String

**Description**

The identifier string returned by the browser used at login.

**Example Values**

- Go-http-client/1.1
- Mozilla/5.0 (Macintosh; Intel Mac OS X 10.12; rv%3A50.0) Gecko/20100101 Firefox/50.0
- Mozilla/5.0 (Macintosh; Intel Mac OS X 10\_11\_6) AppleWebKit/537.36 (KHTML, like Gecko) Chrome/51.0.2704.84 Safari/537.36

CLIENT\_IP

**Type**

String

**Description**

The IP address of the client that's using Salesforce services. A Salesforce internal IP (such as a login from Salesforce Workbench or AppExchange) is shown as "Salesforce.com IP".

**Example**

96.43.144.26

CLIENT\_VERSION

**Type**

Number

**Description**

The version of the client that was in use upon logging out.

EVENT\_TYPE

**Type**

String

**Description**

The type of event. The value is always Logout.

LOGIN\_KEY

**Type**

String

**Description**

The string that ties together all events in a given user's login session. It starts with a login event and ends with either a logout event or the user session expiring.

**Example**

GeJCsym5eyvtEK2l

---

ORGANIZATION\_ID

**Type**

Id

**Description**

The 15-character ID of the organization.

**Example**

00D000000000123

---

PLATFORM\_TYPE

**Type**

Number

**Description**

The code for the client platform. If a timeout caused the logout, this field is null.

**Example Values**

- 1000: Windows
- 2003: Macintosh/Apple OSX
- 5005: Android
- 5006: iPhone
- 5007: iPad

---

REQUEST\_ID

**Type**

String

**Description**

The unique ID of a single transaction. A transaction can contain one or more events. Each event in a given transaction has the same `REQUEST_ID`.

**Example**

3nWgxWbDKWWDik0FKfF5DV

---

RESOLUTION\_TYPE

**Type**

Number

**Description**

The screen resolution of the client. If a timeout caused the logout, this field is null.

---

SESSION\_KEY

**Type**

String

---

**Description**

The user's unique session ID. You can use this value to identify all user events within a session. When a user logs out and logs in again, a new session is started.

**Example**

d7DEq/ANa7nNZZVD

---

SESSION\_LEVEL

**Type**

String

**Description**

The security level of the session that was used when logging out.

**Possible Values**

- 1: Standard Session
- 2: High-Assurance Session

---

SESSION\_TYPE

**Type**

String

**Description**

The session type that was used when logging out.

**Possible Values**

- A: API
  - I: APIOnlyUser
  - N: ChatterNetworks
  - Z: ChatterNetworksAPIOnly
  - C: Content
  - P: OAuthApprovalUI
  - O: OAuth2
  - T: SiteStudio
  - R: SitePreview
  - S: SubstituteUser
  - B: TempContentExchange
  - G: TempOAuthAccessTokenFrontdoor
  - Y: TempVisualforceExchange
  - F: TempUIFrontdoor
  - U: UI
  - E: UserSite
  - V: Visualforce
  - W: WDC\_API
-

TIMESTAMP

**Type**

String

**Description**

The access time of Salesforce services.

**Example**

20130715233322.670

TIMESTAMP\_DERIVED

**Type**

DateTime

**Description**

The access time of Salesforce services in ISO8601-compatible format (YYYY-MM-DDTHH:MM:SS.sssZ).

**Example**

2015-07-27T11:32:59.555Z

USER\_ID

**Type**

Id

**Description**

The 15-character ID of the user who's using Salesforce services through the UI or the API.

**Example**

00530000009M943

USER\_ID\_DERIVED

**Type**

Id

**Description**

The 18-character case insensitive ID of the user who's using Salesforce services through the UI or the API.

**Example**

00590000000I1SNIA0

USER\_INITIATED\_LOGOUT

**Type**

Boolean

**Description**The value is 1 if the user intentionally logged out of the organization by clicking the **Logout** button. If the user's session timed out due to inactivity or another implicit logout action, the value is 0.

USER\_TYPE

**Type**

String

**Description**

The category of user license of the user that logged out.

**Possible Values**

- A: Automated Process
- b: High Volume Portal
- C: Customer Portal User
- D: External Who
- F: Self-Service
- G: Guest
- I: Package License Manager
- N: Salesforce to Salesforce
- n: CSN Only
- O: Power Custom
- o: Custom
- P: Partner
- p: Customer Portal Manager
- S: Standard
- x: Salesforce Administrator

## SEE ALSO:

[EventLogFile Supported Event Types](#)

[EventLogFile](#)

## Metadata API Operation Event Type

Metadata API Operation events contain details of Metadata API retrieval and deployment requests.

For details about event monitoring, see the [Trailhead Event Monitoring module](#) or [REST API Developer's Guide](#).

### Fields

Field	Details
API_VERSION	<p><b>Type</b> String</p> <p><b>Description</b> The version of the API that's being used.</p> <p><b>Example</b> 36.0</p>
CLIENT_ID	<p><b>Type</b> String</p>

	<p><b>Description</b> The API client ID.</p>
CLIENT_IP	<p><b>Type</b> String</p> <p><b>Description</b> The IP address of the client that's using Salesforce services. A Salesforce internal IP (such as a login from Salesforce Workbench or AppExchange) is shown as "Salesforce.com IP".</p> <p><b>Example</b> 96.43.144.26</p>
CPU_TIME	<p><b>Type</b> Number</p> <p><b>Description</b> The CPU time in milliseconds used to complete the request. This field indicates the amount of activity taking place in the app server layer.</p>
EVENT_TYPE	<p><b>Type</b> String</p> <p><b>Description</b> The type of event. The value is always <code>MetadataApiOperation</code>.</p>
LOGIN_KEY	<p><b>Type</b> String</p> <p><b>Description</b> The string that ties together all events in a given user's login session. It starts with a login event and ends with either a logout event or the user session expiring.</p> <p><b>Example</b> GeJCsym5eyvtEK2l</p>
OPERATION	<p><b>Type</b> String</p> <p><b>Description</b> The operation that's being performed.</p> <p><b>Possible Values</b></p> <ul style="list-style-type: none"> <li>• meta_deploy</li> <li>• meta_list</li> <li>• meta_retrieve</li> <li>• meta_synchronous_create</li> </ul>

- meta\_synchronous\_read
- meta\_synchronous\_upsert

ORGANIZATION\_ID

**Type**

Id

**Description**

The 15-character ID of the organization.

**Example**

00D000000000123

REQUEST\_ID

**Type**

String

**Description**

The unique ID of a single transaction. A transaction can contain one or more events. Each event in a given transaction has the same REQUEST\_ID.

**Example**

3nWgxWbDKWWDik0FKfF5DV

RUN\_TIME

**Type**

Number

**Description**

The amount of time that the request took in milliseconds.

SESSION\_KEY

**Type**

String

**Description**

The user's unique session ID. You can use this value to identify all user events within a session. When a user logs out and logs in again, a new session is started.

**Example**

d7DEq/ANa7nNZZVD

TIMESTAMP

**Type**

String

**Description**

The access time of Salesforce services.

**Example**

20130715233322.670

TIMESTAMP\_DERIVED

**Type**

DateTime



	<p><b>Description</b> The access time of Salesforce services in ISO8601-compatible format (YYYY-MM-DDTHH:MM:SS.SSSZ).</p> <p><b>Example</b> 2015-07-27T11:32:59.555Z</p>
URI	<p><b>Type</b> String</p> <p><b>Description</b> The URI of the page that's receiving the request.</p> <p><b>Example</b> /home/home.jsp</p>
URI_ID_DERIVED	<p><b>Type</b> ID</p> <p><b>Description</b> The 18-character case insensitive ID of the URI of the page that's receiving the request.</p>
USER_ID	<p><b>Type</b> Id</p> <p><b>Description</b> The 15-character ID of the user who's using Salesforce services through the UI or the API.</p> <p><b>Example</b> 00530000009M943</p>
USER_ID_DERIVED	<p><b>Type</b> Id</p> <p><b>Description</b> The 18-character case insensitive ID of the user who's using Salesforce services through the UI or the API.</p> <p><b>Example</b> 00590000000I1SNIA0</p>

## SEE ALSO:

[EventLogFile Supported Event Types](#)

[EventLogFile](#)

## Multiblock Report Event Type

Multiblock Report events contain details about Joined Report reports.

For details about event monitoring, see the [Trailhead Event Monitoring module](#) or [REST API Developer's Guide](#).

## Fields

Field	Details
CLIENT_IP	<p><b>Type</b> String</p> <p><b>Description</b> The IP address of the client that's using Salesforce services. A Salesforce internal IP (such as a login from Salesforce Workbench or AppExchange) is shown as "Salesforce.com IP".</p> <p><b>Example</b> 96.43.144.26</p>
CPU_TIME	<p><b>Type</b> Number</p> <p><b>Description</b> The CPU time in milliseconds used to complete the request. This field indicates the amount of activity taking place in the app server layer.</p>
DB_TOTAL_TIME	<p><b>Type</b> Number</p> <p><b>Description</b> The time in nanoseconds for a database round trip. Includes time spent in the JDBC driver, network to the database, and DB_CPU_TIME. Compare this field to CPU_TIME to determine whether performance issues are occurring in the database layer or in your own code.</p>
EVENT_TYPE	<p><b>Type</b> String</p> <p><b>Description</b> The type of event. The value is always <code>MultiBlockReport</code>.</p>
HAS_CHART	<p><b>Type</b> Boolean</p> <p><b>Description</b> True if the report has a chart.</p>
LOGIN_KEY	<p><b>Type</b> String</p>

**Description**

The string that ties together all events in a given user's login session. It starts with a login event and ends with either a logout event or the user session expiring.

**Example**

GeJCsym5eyvtEK2l

---

MASTER\_REPORT\_ID

**Type**

String

**Description**

The 15-character ID of the master report.

---

ORGANIZATION\_ID

**Type**

Id

**Description**

The 15-character ID of the organization.

**Example**

00D000000000123

---

REQUEST\_ID

**Type**

String

**Description**

The unique ID of a single transaction. A transaction can contain one or more events. Each event in a given transaction has the same REQUEST\_ID.

**Example**

3nWgxWbDKWWDik0FKfF5DV

---

REQUEST\_STATUS

**Type**

String

**Description**

The status of the request for a page view or user interface action.

**Possible Values**

- S: Success. Salesforce handled the request successfully. If an Apex controller throws an exception, this status is also returned.
  - F: Failure. Typically 4xx or 5xx HTTP codes, such as no permission to view page, page took too long to render, page is read-only.
  - U: Undefined
  - A: Authorization Error
-

- R: Redirect. Typically a 3xx HTTP code, possibly initiated by an Apex controller in a Visualforce page.
- N: Not Found. 404 error.

RUN\_TIME

**Type**

Number

**Description**

The amount of time that the request took in milliseconds.

SESSION\_KEY

**Type**

String

**Description**

The user's unique session ID. You can use this value to identify all user events within a session. When a user logs out and logs in again, a new session is started.

**Example**

d7DEq/ANa7nNZZVD

TIMESTAMP

**Type**

String

**Description**

The access time of Salesforce services.

**Example**

20130715233322.670

TIMESTAMP\_DERIVED

**Type**

DateTime

**Description**

The access time of Salesforce services in ISO8601-compatible format (YYYY-MM-DDTHH:MM:SS.SSSZ).

**Example**

2015-07-27T11:32:59.555Z

URI

**Type**

String

**Description**

The URI of the page that's receiving the request.

**Example**

/home/home.jsp

URI\_ID\_DERIVED

**Type**

ID

	<p><b>Description</b></p> <p>The 18-character case insensitive ID of the URI of the page that's receiving the request.</p>
<p>USER_ID</p>	<p><b>Type</b></p> <p>Id</p> <p><b>Description</b></p> <p>The 15-character ID of the user who's using Salesforce services through the UI or the API.</p> <p><b>Example</b></p> <p>00530000009M943</p>
<p>USER_ID_DERIVED</p>	<p><b>Type</b></p> <p>Id</p> <p><b>Description</b></p> <p>The 18-character case insensitive ID of the user who's using Salesforce services through the UI or the API.</p> <p><b>Example</b></p> <p>00590000000I1SNIA0</p>

## SEE ALSO:

[EventLogFile Supported Event Types](#)

[EventLogFile](#)

## Package Install Event Type

Package Install events contain details about package installation in the organization.

For details about event monitoring, see the [Trailhead Event Monitoring module](#) or [REST API Developer's Guide](#).

### Fields

Field	Details
<p>CLIENT_IP</p>	<p><b>Type</b></p> <p>String</p> <p><b>Description</b></p> <p>The IP address of the client that's using Salesforce services. A Salesforce internal IP (such as a login from Salesforce Workbench or AppExchange) is shown as "Salesforce.com IP".</p> <p><b>Example</b></p> <p>96.43.144.26</p>

CPU\_TIME

**Type**

Number

**Description**

The CPU time in milliseconds used to complete the request. This field indicates the amount of activity taking place in the app server layer.

EVENT\_TYPE

**Type**

String

**Description**

The type of event. The value is always `PackageInstall`.

FAILURE\_TYPE

**Type**

String

**Description**

A general categorization of any error that's encountered.

IS\_MANAGED

**Type**

Boolean

**Description**

True if the operation is performed on a managed package.

IS\_PUSH

**Type**

Boolean

**Description**

True if the package was installed as a result of a push upgrade.

IS\_RELEASED

**Type**

Boolean

**Description**

True if the operation is performed on a released package.

IS\_SUCCESSFUL

**Type**

Boolean

**Description**

True if the package was successfully installed.

LOGIN\_KEY

**Type**

String

**Description**

The string that ties together all events in a given user's login session. It starts with a login event and ends with either a logout event or the user session expiring.

OPERATION_TYPE	<p><b>Example</b> GeJCsym5eyvtEK2l</p>
ORGANIZATION_ID	<p><b>Type</b> String</p> <p><b>Description</b> The type of package operation.</p> <p><b>Possible Values</b></p> <ul style="list-style-type: none"> <li>• INSTALL</li> <li>• UPGRADE</li> <li>• EXPORT</li> <li>• UNINSTALL</li> <li>• VALIDATE_PACKAGE</li> <li>• INIT_EXPORT_PKG_CONTROLLER</li> </ul>
PACKAGE_NAME	<p><b>Type</b> Id</p> <p><b>Description</b> The 15-character ID of the organization.</p> <p><b>Example</b> 00D000000000123</p>
REQUEST_ID	<p><b>Type</b> String</p> <p><b>Description</b> The name of the package that's being installed.</p> <hr/> <p><b>Type</b> String</p> <p><b>Description</b> The unique ID of a single transaction. A transaction can contain one or more events. Each event in a given transaction has the same REQUEST_ID.</p> <p><b>Example</b> 3nWgxWbDKWWDik0FKfF5DV</p>
RUN_TIME	<p><b>Type</b> Number</p> <p><b>Description</b> The amount of time that the request took in milliseconds.</p>
SESSION_KEY	<p><b>Type</b> String</p>

	<p><b>Description</b> The user's unique session ID. You can use this value to identify all user events within a session. When a user logs out and logs in again, a new session is started.</p> <p><b>Example</b> d7DEq/ANa7nNZZVD</p>
TIMESTAMP	<p><b>Type</b> String</p> <p><b>Description</b> The access time of Salesforce services.</p> <p><b>Example</b> 20130715233322.670</p>
TIMESTAMP_DERIVED	<p><b>Type</b> DateTime</p> <p><b>Description</b> The access time of Salesforce services in ISO8601-compatible format (YYYY-MM-DDTHH:MM:SS.sssZ).</p> <p><b>Example</b> 2015-07-27T11:32:59.555Z</p>
URI	<p><b>Type</b> String</p> <p><b>Description</b> The URI of the page that's receiving the request.</p> <p><b>Example</b> /home/home.jsp</p>
URI_ID_DERIVED	<p><b>Type</b> ID</p> <p><b>Description</b> The 18-character case insensitive ID of the URI of the page that's receiving the request.</p>
USER_ID	<p><b>Type</b> Id</p> <p><b>Description</b> The 15-character ID of the user who's using Salesforce services through the UI or the API.</p> <p><b>Example</b> 00530000009M943</p>



USER\_ID\_DERIVED

**Type**

Id

**Description**

The 18-character case insensitive ID of the user who's using Salesforce services through the UI or the API.

**Example**

005900000000I1SNIA0

SEE ALSO:

[EventLogFile Supported Event Types](#)

[EventLogFile](#)

## Platform Encryption Event Type

Platform Encryption event contains information about tenant secret and derived encryption key usage. This event type is available in API versions 41.0 and later.

For details about event monitoring, see the [Trailhead Event Monitoring module](#) or [REST API Developer's Guide](#).

### Fields

Field	Details
ACTION	<p><b>Type</b> String</p> <p><b>Description</b> The name and type of the event.</p> <p><b>Possible Values</b></p> <ul style="list-style-type: none"> <li>• TS Imported: A tenant secret generated by the Shield Key Management Service (KMS), or customer-supplied key material, imported by a customer.</li> <li>• TS Generated: A tenant secret generated by the Shield Key Management Service (KMS).</li> <li>• Key Derived: An encryption key derived from a tenant secret for encryption or decryption.</li> <li>• TS Wrapped: A tenant secret generated by the Shield Key Management Service (KMS), or customer-supplied key material, encrypted for storage.</li> <li>• Key Delivered: A data encryption key delivered for encryption or decryption.</li> <li>• TS Stored: A tenant secret generated by the Shield Key Management Service (KMS), or customer-supplied key material, stored encrypted in the database.</li> </ul>

- TS Read: An encrypted tenant secret generated by the Shield Key Management Service (KMS), or encrypted customer-supplied key material, that is loaded for encryption or decryption.
- TS Unwrapped: An encrypted tenant secret generated by the Shield Key Management Service (KMS), or encrypted customer-supplied key material, unwrapped for use by the KMS.
- TS Exported: An encrypted tenant secret exported by a customer.
- TS Destroyed: A tenant secret and related data encryption key destroyed by a customer.

CLIENT\_IP

**Type**

String

**Description**

The IP address of the client that's using Salesforce services. A Salesforce internal IP (such as a login from Salesforce Workbench or AppExchange) is shown as "Salesforce.com IP".

**Example**

96.43.144.26

CPU\_TIME

**Type**

Number

**Description**

The CPU time in milliseconds used to complete the request. This field indicates the amount of activity taking place in the app server layer.

EVENT\_TYPE

**Type**

String

**Description**

The type of event. The value is always `PlatformEncryption`.

KEY\_ID

**Type**

String

**Description**

The 15-character ID of the tenant secret.

**Example**

02GD000000096Cb

KEY\_ID\_DERIVED

**Type**

String

	<p><b>Description</b> The 18-character ID of the derived encryption key.</p> <p><b>Example</b> 02GD000000096CbMAI</p>
KEY_TYPE	<p><b>Type</b> String</p> <p><b>Description</b> The type of tenant secret.</p> <p><b>Possible Values</b></p> <ul style="list-style-type: none"> <li>• Data</li> <li>• DeterministicData</li> <li>• EinsteinAnalytics</li> <li>• SearchIndex</li> </ul>
LOGIN_KEY	<p><b>Type</b> String</p> <p><b>Description</b> The string that ties together all events in a given user's login session. It starts with a login event and ends with either a logout event or the user session expiring.</p> <p><b>Example</b> GeJCsym5eyvtEK2I</p>
METHOD	<p><b>Type</b> String</p> <p><b>Description</b> The string that identifies a change in tenant secret Active state. For example, tenant secrets become active when they are created, and are made inactive when they are exported.</p> <p><b>Examples</b></p> <ul style="list-style-type: none"> <li>• TS Exported: User ID</li> <li>• TS Generated: HSM or BYOK</li> <li>• TS Unwrapped: Tenant Secret or BYOK</li> </ul>
ORGANIZATION_ID	<p><b>Type</b> Id</p> <p><b>Description</b> The 15-character ID of the organization.</p> <p><b>Example</b> 00D000000000123</p>

REQUEST\_ID

**Type**

String

**Description**

The unique ID of a single transaction. A transaction can contain one or more events. Each event in a given transaction has the same REQUEST\_ID.

**Example**

3nWgxWbDKWWDIK0FKfF5DV

RUN\_TIME

**Type**

Number

**Description**

The amount of time that the request took in milliseconds.

SESSION\_KEY

**Type**

String

**Description**

The user's unique session ID. You can use this value to identify all user events within a session. When a user logs out and logs in again, a new session is started.

**Example**

d7DEq/ANa7nNZZVD

TIMESTAMP

**Type**

DateTime

**Description**

The access time of Salesforce services in ISO8601-compatible format (YYYY-MM-DDTHH:MM:SS.sssZ).

**Example**

2015-07-27T11:32:59.555Z

TIMESTAMP\_DERIVED

**Type**

DateTime

**Description**

The access time of Salesforce services in ISO8601-compatible format (YYYY-MM-DDTHH:MM:SS.sssZ).

**Example**

2015-07-27T11:32:59.555Z

URI

**Type**

String

**Description**

The URI of the page that's receiving the request.

	<p><b>Example</b></p> <p>/home/home.jsp</p>
<p>URI_ID_DERIVED</p>	<p><b>Type</b></p> <p>ID</p> <p><b>Description</b></p> <p>The 18-character case insensitive ID of the URI of the page that's receiving the request.</p>
<p>USER_ID</p>	<p><b>Type</b></p> <p>Id</p> <p><b>Description</b></p> <p>The 18-character case insensitive ID of the user who's using Salesforce services through the UI or the API.</p> <p><b>Example</b></p> <p>005900000000I1SNIA0</p>
<p>USER_ID_DERIVED</p>	<p><b>Type</b></p> <p>Id</p> <p><b>Description</b></p> <p>The 18-character case insensitive ID of the user who's using Salesforce services through the UI or the API.</p> <p><b>Example</b></p> <p>005900000000I1SNIA0</p>

## SEE ALSO:

[EventLogFile Supported Event Types](#)

[EventLogFile](#)

## Queued Execution Event Type

Queued Execution events contain details about queued executions—for example, batch Apex.

For details about event monitoring, see the [Trailhead Event Monitoring module](#) or [REST API Developer's Guide](#).

### Fields

Field	Details
<p>CLIENT_IP</p>	<p><b>Type</b></p> <p>String</p>

Field	Details
	<p><b>Description</b> The IP address of the client that's using Salesforce services. A Salesforce internal IP (such as a login from Salesforce Workbench or AppExchange) is shown as "Salesforce.com IP".</p> <p><b>Example</b> 96.43.144.26</p>
CPU_TIME	<p><b>Type</b> Number</p> <p><b>Description</b> The CPU time in milliseconds that it took to complete the batch apex request. This field indicates the amount of activity taking place in the app server layer, allowing you to identify pieces of Apex or Visualforce code that need refactoring.</p>
DB_TOTAL_TIME	<p><b>Type</b> Number</p> <p><b>Description</b> The time in nanoseconds for a database round trip. Includes time spent in the JDBC driver, network to the database, and DB_CPU_TIME. Compare this field to CPU_TIME to determine whether performance issues are occurring in the database layer or in your own code.</p>
ENTRY_POINT	<p><b>Type</b> String</p> <p><b>Description</b> The name of the Apex class that serves as the execution point for the batch job.</p> <p><b>Example</b> TaskPhoneExtensionBatchUpdate</p>
EVENT_TYPE	<p><b>Type</b> String</p> <p><b>Description</b> The type of event. The value is always <code>QueuedExecution</code>.</p>
JOB_ID	<p><b>Type</b> String</p> <p><b>Description</b> The ID of the batch Apex job.</p> <p><b>Example</b> 7073000000IDquo</p>

Field	Details
LOGIN_KEY	<p><b>Type</b> String</p> <p><b>Description</b> The string that ties together all events in a given user's login session. It starts with a login event and ends with either a logout event or the user session expiring.</p> <p><b>Example</b> GeJCsym5eyvtEK2l</p>
ORGANIZATION_ID	<p><b>Type</b> Id</p> <p><b>Description</b> The 15-character ID of the organization.</p> <p><b>Example</b> 00D000000000123</p>
REQUEST_ID	<p><b>Type</b> String</p> <p><b>Description</b> The unique ID of a single transaction. A transaction can contain one or more events. Each event in a given transaction has the same REQUEST_ID.</p> <p><b>Example</b> 3nWgxWbDKWWDik0FKfF5DV</p>
REQUEST_STATUS	<p><b>Type</b> String</p> <p><b>Description</b> The status of the request for a page view or user interface action.</p> <p><b>Possible Values</b></p> <ul style="list-style-type: none"> <li>• S: Success. Salesforce handled the request successfully. If an Apex controller throws an exception, this status is also returned.</li> <li>• F: Failure. Typically 4xx or 5xx HTTP codes, such as no permission to view page, page took too long to render, page is read-only.</li> <li>• U: Undefined</li> <li>• A: Authorization Error</li> <li>• R: Redirect. Typically a 3xx HTTP code, possibly initiated by an Apex controller in a Visualforce page.</li> <li>• N: Not Found. 404 error.</li> </ul>

Field	Details
RUN_TIME	<p><b>Type</b> Number</p> <p><b>Description</b> The amount of time that the request took in milliseconds.</p>
SESSION_KEY	<p><b>Type</b> String</p> <p><b>Description</b> The user's unique session ID. You can use this value to identify all user events within a session. When a user logs out and logs in again, a new session is started.</p> <p><b>Example</b> d7DEq/ANa7nZZVD</p>
TIMESTAMP	<p><b>Type</b> String</p> <p><b>Description</b> The access time of Salesforce services.</p> <p><b>Example</b> 20130715233322.670</p>
TIMESTAMP_DERIVED	<p><b>Type</b> DateTime</p> <p><b>Description</b> The access time of Salesforce services in ISO8601-compatible format (YYYY-MM-DDTHH:MM:SS.sssZ).</p> <p><b>Example</b> 2015-07-27T11:32:59.555Z</p>
URI	<p><b>Type</b> String</p> <p><b>Description</b> The URI of the page that's receiving the request.</p> <p><b>Example</b> /home/home.jsp</p>
URI_ID_DERIVED	<p><b>Type</b> ID</p> <p><b>Description</b> The 18-character case insensitive ID of the URI of the page that's receiving the request.</p>



Field	Details
USER_ID	<p><b>Type</b> Id</p> <p><b>Description</b> The 15-character ID of the user who's using Salesforce services through the UI or the API.</p> <p><b>Example</b> 00530000009M943</p>
USER_ID_DERIVED	<p><b>Type</b> Id</p> <p><b>Description</b> The 18-character case insensitive ID of the user who's using Salesforce services through the UI or the API.</p> <p><b>Example</b> 00590000000I1SNIA0</p>

## SEE ALSO:

[EventLogFile Supported Event Types](#)

[EventLogFile](#)

## Report Event Type

Report events contain information about what happened when a user ran a report.



**Note:** Exporting a report directly from the report result captures the event in both the Report and Report Export logs.

For details about event monitoring, see the [Trailhead Event Monitoring module](#) or [REST API Developer's Guide](#).

## Fields

Field	Details
AVERAGE_ROW_SIZE	<p><b>Type</b> Number</p> <p><b>Description</b> The average row size of all rows in the Report event, in bytes. A large average size, coupled with a high <code>ROW_COUNT</code>, can indicate that a user is downloading information for fraudulent purposes. For example, a salesperson who downloads all sales leads before departing for a competitor.</p> <p><b>Example</b> 700</p>

CLIENT\_IP

**Type**

String

**Description**

The IP address of the client that's using Salesforce services. A Salesforce internal IP (such as a login from Salesforce Workbench or AppExchange) is shown as "Salesforce.com IP".

**Example**

96.43.144.26

CPU\_TIME

**Type**

Number

**Description**

The CPU time in milliseconds used to complete the request. This field indicates the amount of activity taking place in the app server layer.

DB\_BLOCKS

**Type**

Number

**Description**

Indicates how much activity is occurring in the database. A high value for this field suggests that adding indexes or filters on your queries would benefit performance.

DB\_CPU\_TIME

**Type**

Number

**Description**

The CPU time in milliseconds to complete the request. Indicates the amount of activity taking place in the database layer during the request.

DB\_TOTAL\_TIME

**Type**

Number

**Description**

The time in nanoseconds for a database round trip. Includes time spent in the JDBC driver, network to the database, and DB\_CPU\_TIME. Compare this field to CPU\_TIME to determine whether performance issues are occurring in the database layer or in your own code.

DISPLAY\_TYPE

**Type**

String

**Description**

The report display type, indicating the run mode of the report.

**Possible Values**

- D: Dashboard
- S: Show Details
- H: Hide Details

ENTITY\_NAME

**Type**

String

**Description**

The name of the object affected by the trigger.

EVENT\_TYPE

**Type**

String

**Description**

The type of event. The value is always Report.

LOGIN\_KEY

**Type**

String

**Description**

The string that ties together all events in a given user's login session. It starts with a login event and ends with either a logout event or the user session expiring.

**Example**

GeJCsym5eyvtEK2l

NUMBER\_BUCKETS

**Type**

Number

**Description**

The number of buckets that were used in the report.

NUMBER\_COLUMNS

**Type**

Number

**Description**

The number of columns in the report.

NUMBER\_EXCEPTION\_FILTERS

**Type**

Number

**Description**

The number of exception filters that are used in the report.

ORGANIZATION\_ID

**Type**

Id

**Description**

The 15-character ID of the organization.

**Example**

00D000000000123

ORIGIN

**Type**

String

**Description**

The context in which the report executed, such as from a UI (Classic, Lightning, Mobile), through an API (synchronous, asynchronous, Apex), or through a dashboard.

**Possible Values**

- `ReportOpenedFromMobileDashboard`: Report executed when a user clicked a dashboard component on a mobile device and drilled down to a report.
- `DashboardComponentUpdated`: Report executed when a user refreshed a dashboard component.
- `DashboardComponentPreviewed`: Report executed from a Lightning dashboard component preview.
- `ReportRunUsingSynchronousApi`: Report executed from a synchronous API.
- `ReportRunUsingAsynchronousApi`: Report executed from an asynchronous API.
- `ReportRunUsingApexSynchronousApi`: Report executed from the synchronous Apex API.
- `ReportRunUsingApexAsynchronousApi`: Report executed from the asynchronous Apex API.
- `ReportExported`: Report executed from a printable view or report export that was not asynchronous nor an API export.
- `ReportRunFromClassic`: Report executed from the Run Report option of Salesforce Classic.
- `ReportRunFromMobile`: Report executed from the Run Report option of the mobile Salesforce app.
- `ReportRunFromLightning`: Report executed from the Run option in Lightning Experience from a non-mobile browser.
- `ReportRunFromRestApi`: Report executed from the REST API.
- `ReportPreviewed`: Report executed when a user got preview results while using the report builder.
- `ReportScheduled`: Report was scheduled.
- `ProbeQuery`: Report executed from a probe query.
- `ReportRunFromReportingSnapshot`: Report executed through Snapshot Analytics.

- **ReportExportedAsynchronously**: Report was exported asynchronously.
- **ReportExportedUsingExcelConnector**: Report was exported using the Excel connector.
- **ChartRenderedOnVisualforcePage**: Report executed from a rendered chart on a VisualForce Page.
- **ChartRenderedInEmbeddedAnalyticsApp**: Report executed from a rendered chart in an embedded Analytics app.
- **ReportRunAndNotificationSent**: Report executed through the notifications API.
- **ChartRenderedOnHomePage**: Report executed from a rendered chart on the home page.
- **ReportResultsAddedToWaveTrending**: Report executed when a user trended a report in Einstein Analytics.
- **ReportAddedToCampaign**: Report was added from an Add to Campaign action.
- **ReportResultsAddedToEinsteinDiscovery**: Report executed synchronously from Einstein Discovery.
- **Unknown**: Report execution origin is unknown.
- **Test**: Report execution resulted from a test.

RENDERING\_TYPE

**Type**

String

**Description**

The report rendering type, describing the format of the report output.

**Possible Values**

- w: Web (HTML)
- E: Email
- P: Printable
- X: Excel
- C: Comma-separated values (CSV)
- J: JavaScript Object Notation (JSON)
- D: Dummy data

REPORT\_ID

**Type**

Id

**Description**

The 15-character ID of the report that was run.

REPORT\_ID\_DERIVED

**Type**

Id

	<p><b>Description</b></p> <p>The 18-character case insensitive ID of the report that was run.</p>
REQUEST_ID	<p><b>Type</b></p> <p>String</p> <p><b>Description</b></p> <p>The unique ID of a single transaction. A transaction can contain one or more events. Each event in a given transaction has the same REQUEST_ID.</p> <p><b>Example</b></p> <p>3nWgxWbDKWWDik0FKfF5DV</p>
REQUEST_STATUS	<p><b>Type</b></p> <p>String</p> <p><b>Description</b></p> <p>The status of the request for a page view or user interface action.</p> <p><b>Possible Values</b></p> <ul style="list-style-type: none"> <li>• S: Success. Salesforce handled the request successfully. If an Apex controller throws an exception, this status is also returned.</li> <li>• F: Failure. Typically 4xx or 5xx HTTP codes, such as no permission to view page, page took too long to render, page is read-only.</li> <li>• U: Undefined</li> <li>• A: Authorization Error</li> <li>• R: Redirect. Typically a 3xx HTTP code, possibly initiated by an Apex controller in a Visualforce page.</li> <li>• N: Not Found. 404 error.</li> </ul>
ROW_COUNT	<p><b>Type</b></p> <p>Number</p> <p><b>Description</b></p> <p>The number of rows that were processed in the Report event. High row counts, coupled with a high AVERAGE_ROW_SIZE, can indicate that a user is downloading information for fraudulent purposes. For example, a salesperson who downloads all sales leads before departing for a competitor.</p> <p><b>Example</b></p> <p>150</p>
RUN_TIME	<p><b>Type</b></p> <p>Number</p>

	<p><b>Description</b></p> <p>The amount of time that the request took in milliseconds.</p>
SESSION_KEY	<p><b>Type</b></p> <p>String</p> <p><b>Description</b></p> <p>The user's unique session ID. You can use this value to identify all user events within a session. When a user logs out and logs in again, a new session is started.</p> <p><b>Example</b></p> <p>d7DEq/ANa7nNZZVD</p>
SORT	<p><b>Type</b></p> <p>String</p> <p><b>Description</b></p> <p>The sort column and order that was used in the report.</p>
TIMESTAMP	<p><b>Type</b></p> <p>String</p> <p><b>Description</b></p> <p>The access time of Salesforce services.</p> <p><b>Example</b></p> <p>20130715233322.670</p>
TIMESTAMP_DERIVED	<p><b>Type</b></p> <p>DateTime</p> <p><b>Description</b></p> <p>The access time of Salesforce services in ISO8601-compatible format (YYYY-MM-DDTHH:MM:SS.sssZ).</p> <p><b>Example</b></p> <p>2015-07-27T11:32:59.555Z</p>
URI	<p><b>Type</b></p> <p>String</p> <p><b>Description</b></p> <p>The URI of the page that's receiving the request.</p> <p><b>Example</b></p> <p>/home/home.jsp</p>
URI_ID_DERIVED	<p><b>Type</b></p> <p>ID</p>

	<p><b>Description</b></p> <p>The 18-character case insensitive ID of the URI of the page that's receiving the request.</p>
<p>USER_ID</p>	<p><b>Type</b></p> <p>Id</p> <p><b>Description</b></p> <p>The 15-character ID of the user who's using Salesforce services through the UI or the API.</p> <p><b>Example</b></p> <p>00530000009M943</p>
<p>USER_ID_DERIVED</p>	<p><b>Type</b></p> <p>Id</p> <p><b>Description</b></p> <p>The 18-character case insensitive ID of the user who's using Salesforce services through the UI or the API.</p> <p><b>Example</b></p> <p>00590000000I1SNIA0</p>

## Usage

### Example: Identify Large Report Exports by User

Get Report event type data from the EventLogFile object using REST:

```
/services/data/v40.0/query?q=SELECT+Id+,+EventType+,+LogFile+,+LogDate+,+LogFileLength+FROM+EventLogFile+WHERE+
LogDate+>+Yesterday+AND+EventType+=+'Report '
```

After you download the report data to a ReportData database table, query it and filter on reports that were exported with high row counts and size:

```
SELECT USER_ID FROM ReportData WHERE (RENDERING_TYPE=C OR RENDERING_TYPE=X OR
RENDERING_TYPE=P) AND ROW_COUNT>150000 AND AVERAGE_ROW_SIZE>1500
```


SEE ALSO:

[EventLogFile Supported Event Types](#)

[EventLogFile](#)

## Report Export Event Type

Report Export events contain details about reports that a user exported.

 **Note:** Exporting a report directly from the report result captures the event in both the Report and Report Export logs.

For details about event monitoring, see the [Trailhead Event Monitoring module](#) or [REST API Developer's Guide](#).



## Fields

Field	Details
CLIENT_IP	<p><b>Type</b> String</p> <p><b>Description</b> The IP address of the client that's using Salesforce services. A Salesforce internal IP (such as a login from Salesforce Workbench or AppExchange) is shown as "Salesforce.com IP".</p> <p><b>Example</b> 96.43.144.26</p>
CLIENT_INFO	<p><b>Type</b> String</p> <p><b>Description</b> Information about the client that's using Salesforce services.</p>
CPU_TIME	<p><b>Type</b> Number</p> <p><b>Description</b> The CPU time in milliseconds used to complete the request. This field indicates the amount of activity taking place in the app server layer.</p>
EVENT_TYPE	<p><b>Type</b> String</p> <p><b>Description</b> The type of event. The value is always <code>ReportExport</code>.</p>
LOGIN_KEY	<p><b>Type</b> String</p> <p><b>Description</b> The string that ties together all events in a given user's login session. It starts with a login event and ends with either a logout event or the user session expiring.</p> <p><b>Example</b> GeJCsym5eyvtEK2I</p>
ORGANIZATION_ID	<p><b>Type</b> Id</p> <p><b>Description</b> The 15-character ID of the organization.</p> <p><b>Example</b> 00D000000000123</p>

REPORT\_DESCRIPTION

**Type**

String

**Description**

Information about the report that was run.

REQUEST\_ID

**Type**

String

**Description**

The unique ID of a single transaction. A transaction can contain one or more events. Each event in a given transaction has the same REQUEST\_ID.

**Example**

3nWgxWbDKWWDIk0FKfF5DV

RUN\_TIME

**Type**

Number

**Description**

The amount of time that the request took in milliseconds.

SESSION\_KEY

**Type**

String

**Description**

The user's unique session ID. You can use this value to identify all user events within a session. When a user logs out and logs in again, a new session is started.

**Example**

d7DEq/ANa7nNZZVD

TIMESTAMP

**Type**

String

**Description**

The access time of Salesforce services.

**Example**

20130715233322.670

TIMESTAMP\_DERIVED

**Type**

DateTime

**Description**

The access time of Salesforce services in ISO8601-compatible format (YYYY-MM-DDTHH:MM:SS.sssZ).

**Example**

2015-07-27T11:32:59.555Z

URI

**Type**

String

**Description**

The URI of the page that's receiving the request.

**Example**`/home/home.jsp`

URI\_ID\_DERIVED

**Type**

ID

**Description**

The 18-character case insensitive ID of the URI of the page that's receiving the request.

USER\_ID

**Type**

Id

**Description**

The 15-character ID of the user who's using Salesforce services through the UI or the API.

**Example**`00530000009M943`

USER\_ID\_DERIVED

**Type**

Id

**Description**

The 18-character case insensitive ID of the user who's using Salesforce services through the UI or the API.

**Example**`00590000000I1SNIA0`

## SEE ALSO:

[EventLogFile Supported Event Types](#)[EventLogFile](#)

## REST API Event Type

REST API events contain details about REST-specific requests.

For details about event monitoring, see the [Trailhead Event Monitoring module](#) or [REST API Developer's Guide](#).

### Fields

**Field****Details**

CLIENT\_IP

**Type**

String

**Description**

The IP address of the client that's using Salesforce services. A Salesforce internal IP (such as a login from Salesforce Workbench or AppExchange) is shown as "Salesforce.com IP".

**Example**

96.43.144.26

CPU\_TIME

**Type**

Number

**Description**

The CPU time in milliseconds used to complete the request. This field indicates the amount of activity taking place in the app server layer.

DB\_BLOCKS

**Type**

Number

**Description**

Indicates how much activity is occurring in the database. A high value for this field suggests that adding indexes or filters on your queries would benefit performance.

DB\_CPU\_TIME

**Type**

Number

**Description**

The CPU time in milliseconds to complete the request. Indicates the amount of activity taking place in the database layer during the request.

DB\_TOTAL\_TIME

**Type**

Number

**Description**

The time in nanoseconds for a database round trip. Includes time spent in the JDBC driver, network to the database, and DB\_CPU\_TIME. Compare this field to CPU\_TIME to determine whether performance issues are occurring in the database layer or in your own code.

ENTITY\_NAME

**Type**

Set

**Description**

API objects that are accessed.

	<p><b>Example</b> Account, Opportunity, Contact, and so on.</p>
EVENT_TYPE	<p><b>Type</b> String</p> <p><b>Description</b> The type of event. The value is always <code>RestApi</code>.</p>
LOGIN_KEY	<p><b>Type</b> String</p> <p><b>Description</b> The string that ties together all events in a given user's login session. It starts with a login event and ends with either a logout event or the user session expiring.</p> <p><b>Example</b> GeJCsym5eyvtEK2l</p>
MEDIA_TYPE	<p><b>Type</b> String</p> <p><b>Description</b> The media type of the response.</p>
METHOD	<p><b>Type</b> String</p> <p><b>Description</b> The HTTP method of the request—GET, POST, PUT, and so on.</p>
NUMBER_FIELDS	<p><b>Type</b> Number</p> <p><b>Description</b> The number of fields or columns, where applicable.</p>
ORGANIZATION_ID	<p><b>Type</b> Id</p> <p><b>Description</b> The 15-character ID of the organization.</p> <p><b>Example</b> 00D000000000123</p>
REQUEST_SIZE	<p><b>Type</b> Number</p> <p><b>Description</b> The size of the callout request body, in bytes.</p>

REQUEST\_STATUS

**Type**

String

**Description**

The status of the request for a page view or user interface action.

**Possible Values**

- S: Success. Salesforce handled the request successfully. If an Apex controller throws an exception, this status is also returned.
- F: Failure. Typically 4xx or 5xx HTTP codes, such as no permission to view page, page took too long to render, page is read-only.
- U: Undefined
- A: Authorization Error
- R: Redirect. Typically a 3xx HTTP code, possibly initiated by an Apex controller in a Visualforce page.
- N: Not Found. 404 error.

REQUEST\_ID

**Type**

String

**Description**

The unique ID of a single transaction. A transaction can contain one or more events. Each event in a given transaction has the same REQUEST\_ID.

**Example**

3nWgxWbDKWWDik0FKfF5DV

RESPONSE\_SIZE

**Type**

Number

**Description**

The size of the callout response, in bytes.

ROWS\_PROCESSED

**Type**

Number

**Description**

The number of rows that were processed in the request.

**Example**

150

RUN\_TIME

**Type**

Number

**Description**

The amount of time that the request took in milliseconds.

SESSION\_KEY

**Type**

String

**Description**

The user's unique session ID. You can use this value to identify all user events within a session. When a user logs out and logs in again, a new session is started.

**Example**

d7DEq/ANa7nNZZVD

STATUS\_CODE

**Type**

Number

**Description**

The HTTP status code for the response.

TIMESTAMP

**Type**

String

**Description**

The access time of Salesforce services.

**Example**

20130715233322.670

TIMESTAMP\_DERIVED

**Type**

DateTime

**Description**

The access time of Salesforce services in ISO8601-compatible format (YYYY-MM-DDTHH:MM:SS.SSSZ).

**Example**

2015-07-27T11:32:59.555Z

URI

**Type**

String

**Description**

The URI of the page that's receiving the request.

**Example**

/home/home.jsp

URI\_ID\_DERIVED

**Type**

ID

**Description**

The 18-character case insensitive ID of the URI of the page that's receiving the request.

USER\_AGENT

**Type**

Number

**Description**

The numeric code for the type of client used to make the request (for example, the browser, application, or API).

USER\_ID

**Type**

Id

**Description**

The 15-character ID of the user who's using Salesforce services through the UI or the API.

**Example**

00530000009M943

USER\_ID\_DERIVED

**Type**

Id

**Description**

The 18-character case insensitive ID of the user who's using Salesforce services through the UI or the API.

**Example**

00590000000I1SNIA0

## SEE ALSO:

[EventLogFile Supported Event Types](#)

[EventLogFile](#)

## Sandbox Event Type

Sandbox events contain details about sandbox copies.

For details about event monitoring, see the [Trailhead Event Monitoring module](#) or [REST API Developer's Guide](#).

### Fields

**Field****Details**

CURRENT\_SANDBOX\_ORG\_ID

**Type**

Id

**Description**

The 15-character ID of the current sandbox organization.

EVENT\_TYPE

**Type**

String



	<p><b>Description</b> The type of event. The value is always <code>Sandbox</code>.</p>
ORGANIZATION_ID	<p><b>Type</b> Id</p> <p><b>Description</b> The 15-character ID of the organization.</p> <p><b>Example</b> 00D000000000123</p>
PENDING_SANDBOX_ORG_ID	<p><b>Type</b> Id</p> <p><b>Description</b> The 15-character ID of the target sandbox org.</p>
REQUEST_ID	<p><b>Type</b> String</p> <p><b>Description</b> The unique ID of a single transaction. A transaction can contain one or more events. Each event in a given transaction has the same <code>REQUEST_ID</code>.</p> <p><b>Example</b> 3nWgxWbDKWWDIk0FKff5DV</p>
SANDBOX_ID	<p><b>Type</b> Id</p> <p><b>Description</b> The 15-character ID of the sandbox organization.</p>
STATUS	<p><b>Type</b> String</p> <p><b>Description</b> The status of the sandbox copy.</p>
TIMESTAMP	<p><b>Type</b> String</p> <p><b>Description</b> The access time of Salesforce services.</p> <p><b>Example</b> 20130715233322.670</p>
TIMESTAMP_DERIVED	<p><b>Type</b> DateTime</p>

**Description**

The access time of Salesforce services in ISO8601-compatible format (YYYY-MM-DDTHH:MM:SS.SSSZ).

**Example**

2015-07-27T11:32:59.555Z

---

USER\_ID

**Type**

Id

**Description**

The 15-character ID of the user who's using Salesforce services through the UI or the API.

**Example**

00530000009M943

---

USER\_ID\_DERIVED

**Type**

Id

**Description**

The 18-character case insensitive ID of the user who's using Salesforce services through the UI or the API.

**Example**

00590000000I1SNIA0

## SEE ALSO:

[EventLogFile Supported Event Types](#)

[EventLogFile](#)

## Search Event Type

Search events contain details about the user's search query. All searches within the app, including Communities, are included. However, unauthenticated users won't have a unique Salesforce user ID.

For details about event monitoring, see the [Trailhead Event Monitoring module](#) or [REST API Developer's Guide](#).

## Fields

**Field****Details**


---

EVENT\_TYPE

**Type**

String

**Description**

The type of event. The value is always `Search`.

---

NUM\_RESULTS

**Type**

Number

	<p><b>Description</b> Number of results returned by the search query.</p> <p><b>Possible Values</b></p> <ul style="list-style-type: none"><li>• 0</li><li>• 25</li><li>• 1000</li></ul>
ORGANIZATION_ID	<p><b>Type</b> Id</p> <p><b>Description</b> The 15-character ID of the organization.</p> <p><b>Example</b> 00D000000000123</p>
PREFIXES_SEARCHED	<p><b>Type</b> String</p> <p><b>Description</b> Space-separated list of key prefixes that were searched.</p> <p><b>Example</b> 001 006 ka0</p>
QUERY_ID	<p><b>Type</b> String</p> <p><b>Description</b> Unique ID of the search query.</p> <p><b>Example</b> -2vx8relit08r</p>
REQUEST_ID	<p><b>Type</b> String</p> <p><b>Description</b> The unique ID of a single transaction. A transaction can contain one or more events. Each event in a given transaction has the same REQUEST_ID.</p> <p><b>Example</b> 3nWgxWbDKWWDik0FKfF5DV</p>
SEARCH_QUERY	<p><b>Type</b> String</p> <p><b>Description</b> The first 100 characters of the search query.</p>

	<p><b>Example</b> Salesforce</p>
TIMESTAMP	<p><b>Type</b> String</p> <p><b>Description</b> The access time of Salesforce services.</p> <p><b>Example</b> 20130715233322.670</p>
TIMESTAMP_DERIVED	<p><b>Type</b> DateTime</p> <p><b>Description</b> The access time of Salesforce services in ISO8601-compatible format (YYYY-MM-DDTHH:MM:SS.sssZ).</p> <p><b>Example</b> 2015-07-27T11:32:59.555Z</p>
USER_ID	<p><b>Type</b> Id</p> <p><b>Description</b> The 18-character case insensitive ID of the user who's using Salesforce services through the UI or the API.</p> <p><b>Example</b> 005900000000I1SNIA0</p>

**SEE ALSO:**

[EventLogFile Supported Event Types](#)

[EventLogFile](#)

## Search Click Event Type

Search Click events contain details about the user's interaction with the search results. All searches within the app, including Communities, are included. However, unauthenticated users won't have a unique Salesforce user ID.

For details about event monitoring, see the [Trailhead Event Monitoring module](#) or [REST API Developer's Guide](#).

### Fields

Field	Details
CLICKED_RECORD_ID	<p><b>Type</b> String</p>

	<p><b>Description</b> The 15-character ID of the result the user clicked in the search results page.</p> <p><b>Example</b> a07B00000031pRV</p>
EVENT_TYPE	<p><b>Type</b> String</p> <p><b>Description</b> The type of event. The value is always <code>SearchClick</code>.</p>
ORGANIZATION_ID	<p><b>Type</b> Id</p> <p><b>Description</b> The 15-character ID of the organization.</p> <p><b>Example</b> 00D000000000123</p>
QUERY_ID	<p><b>Type</b> String</p> <p><b>Description</b> Unique ID of the search query.</p> <p><b>Example</b> -2vx8relit08r</p>
RANK	<p><b>Type</b> Number</p> <p><b>Description</b> Ranking of the result clicked in the search results page.</p> <p><b>Example</b> 2</p>
REQUEST_ID	<p><b>Type</b> String</p> <p><b>Description</b> The unique ID of a single transaction. A transaction can contain one or more events. Each event in a given transaction has the same <code>REQUEST_ID</code>.</p> <p><b>Example</b> 3nWgxWbDKWWDik0FKfF5DV</p>
TIMESTAMP	<p><b>Type</b> String</p>

**Description**

The access time of Salesforce services.

**Example**

20130715233322.670

---

TIMESTAMP\_DERIVED

**Type**

DateTime

**Description**

The access time of Salesforce services in ISO8601-compatible format (YYYY-MM-DDTHH:MM:SS.sssZ).

**Example**

2015-07-27T11:32:59.555Z

---

USER\_ID

**Type**

Id

**Description**

The 18-character case insensitive ID of the user who's using Salesforce services through the UI or the API.

**Example**

005900000000I1SNIA0

## SEE ALSO:

[EventLogFile Supported Event Types](#)

[EventLogFile](#)

## Sites Event Type

Sites events contain details of Site.com requests. Requests can originate from the browser (UI).

For details about event monitoring, see the [Trailhead Event Monitoring module](#) or [REST API Developer's Guide](#).

### Fields

**Field**

CLIENT\_IP

**Details****Type**

String

**Description**

The IP address of the client that's using Salesforce services. A Salesforce internal IP (such as a login from Salesforce Workbench or AppExchange) is shown as "Salesforce.com IP".

**Example**

96.43.144.26

---

CPU\_TIME

**Type**

Number

**Description**

The CPU time in milliseconds used to complete the request. This field indicates the amount of activity taking place in the app server layer.

DB\_TOTAL\_TIME

**Type**

Number

**Description**

The time in nanoseconds for a database round trip. Includes time spent in the JDBC driver, network to the database, and DB\_CPU\_TIME. Compare this field to CPU\_TIME to determine whether performance issues are occurring in the database layer or in your own code.

EVENT\_TYPE

**Type**

String

**Description**

The type of event. The value is always Sites.

HTTP\_HEADERS

**Type**

String

**Description**

The HTTP headers that were sent in the request.

HTTP\_METHOD

**Type**

String

**Description**

The HTTP method of the request—GET, POST, PUT, and so on.

IS\_API

**Type**

Boolean

**Description**

True if this page was an API or Web Services request.

IS\_ERROR

**Type**

Boolean

**Description**

True if this page was an error page.

IS\_FIRST\_REQUEST

**Type**

Boolean

	<p><b>Description</b> 1 if this page is the first Visualforce transaction in the request, or 0 if it isn't.</p>
IS_GUEST	<p><b>Type</b> Boolean</p> <p><b>Description</b> True if this page was a guest (unauthenticated) request.</p>
IS_SECURE	<p><b>Type</b> Boolean</p> <p><b>Description</b> True if this request is secure.</p>
LOGIN_KEY	<p><b>Type</b> String</p> <p><b>Description</b> The string that ties together all events in a given user's login session. It starts with a login event and ends with either a logout event or the user session expiring.</p> <p><b>Example</b> GeJCsym5eyvtEK2l</p>
ORGANIZATION_ID	<p><b>Type</b> Id</p> <p><b>Description</b> The 15-character ID of the organization.</p> <p><b>Example</b> 00D000000000123</p>
PAGE_NAME	<p><b>Type</b> String</p> <p><b>Description</b> The name of the Visualforce page that was requested.</p>
QUERY	<p><b>Type</b> String</p> <p><b>Description</b> The SOQL query, if one was performed.</p>
REQUEST_ID	<p><b>Type</b> String</p>



	<p><b>Description</b></p> <p>The unique ID of a single transaction. A transaction can contain one or more events. Each event in a given transaction has the same <code>REQUEST_ID</code>.</p> <p><b>Example</b></p> <p>3nWgxWbDKWWDik0FKfF5DV</p>
<p><code>REQUEST_STATUS</code></p>	<p><b>Type</b></p> <p>String</p> <p><b>Description</b></p> <p>The status of the request for a page view or user interface action.</p> <p><b>Possible Values</b></p> <ul style="list-style-type: none"> <li>• <code>S</code>: Success. Salesforce handled the request successfully. If an Apex controller throws an exception, this status is also returned.</li> <li>• <code>F</code>: Failure. Typically 4xx or 5xx HTTP codes, such as no permission to view page, page took too long to render, page is read-only.</li> <li>• <code>U</code>: Undefined</li> <li>• <code>A</code>: Authorization Error</li> <li>• <code>R</code>: Redirect. Typically a 3xx HTTP code, possibly initiated by an Apex controller in a Visualforce page.</li> <li>• <code>N</code>: Not Found. 404 error.</li> </ul>
<p><code>REQUEST_TYPE</code></p>	<p><b>Type</b></p> <p>String</p> <p><b>Description</b></p> <p>The request type.</p> <p><b>Possible Values</b></p> <ul style="list-style-type: none"> <li>• <code>page</code>: a normal request for a page</li> <li>• <code>content_UI</code>: a content request for a page that originated in the user interface</li> <li>• <code>content_apex</code>: a content request initiated by an Apex call</li> <li>• <code>PDF_UI</code>: a request for a page in PDF format through the user interface</li> <li>• <code>PDF_apex</code>: a request for PDF format by an Apex call (usually a Web Service call)</li> </ul>
<p><code>RUN_TIME</code></p>	<p><b>Type</b></p> <p>Number</p>

SESSION_KEY	<p><b>Description</b> The amount of time that the request took in milliseconds.</p>
SITE_ID	<p><b>Type</b> String</p> <p><b>Description</b> The user's unique session ID. You can use this value to identify all user events within a session. When a user logs out and logs in again, a new session is started.</p> <p><b>Example</b> d7DEq/ANa7nNZZVD</p>
TIMESTAMP	<p><b>Type</b> Id</p> <p><b>Description</b> The 15-character ID of the Site.com site.</p> <hr/> <p><b>Type</b> String</p> <p><b>Description</b> The access time of Salesforce services.</p> <p><b>Example</b> 20130715233322.670</p>
TIMESTAMP_DERIVED	<p><b>Type</b> DateTime</p> <p><b>Description</b> The access time of Salesforce services in ISO8601-compatible format (YYYY-MM-DDTHH:MM:SS.sssZ).</p> <p><b>Example</b> 2015-07-27T11:32:59.555Z</p>
URI	<p><b>Type</b> String</p> <p><b>Description</b> The URI of the page that's receiving the request.</p> <p><b>Example</b> /home/home.jsp</p>
URI_ID_DERIVED	<p><b>Type</b> ID</p>

	<p><b>Description</b></p> <p>The 18-character case insensitive ID of the URI of the page that's receiving the request.</p>
<p>USER_ID</p>	<p><b>Type</b></p> <p>Id</p> <p><b>Description</b></p> <p>The 15-character ID of the user who's using Salesforce services through the UI or the API.</p> <p><b>Example</b></p> <p>00530000009M943</p>
<p>USER_ID_DERIVED</p>	<p><b>Type</b></p> <p>Id</p> <p><b>Description</b></p> <p>The 18-character case insensitive ID of the user who's using Salesforce services through the UI or the API.</p> <p><b>Example</b></p> <p>00590000000I1SNIA0</p>

## SEE ALSO:

[EventLogFile Supported Event Types](#)

[EventLogFile](#)

## Time-Based Workflow Event Type

Time-Based Workflow events contain details about queue activity monitoring.

For details about event monitoring, see the [Trailhead Event Monitoring module](#) or the [REST API Developer's Guide](#).

### Fields

Field	Details
<p>CLIENT_IP</p>	<p><b>Type</b></p> <p>String</p> <p><b>Description</b></p> <p>The IP address of the client that's using Salesforce services. A Salesforce internal IP (such as a login from Salesforce Workbench or AppExchange) is shown as "Salesforce.com IP".</p> <p><b>Example</b></p> <p>96.43.144.26</p>

CPU\_TIME

**Type**

Number

**Description**

The CPU time in milliseconds used to complete the request. This field indicates the amount of activity taking place in the app server layer.

DATA

**Type**

String

**Description**

The record details of time queue activity.

EVENT\_TYPE

**Type**

String

**Description**

The type of event. The value is always `TimeBasedWorkflow`.

LOG\_GROUP\_ID

**Type**

String

**Description**

Marks log records that are committed or rolled back.

LOGIN\_KEY

**Type**

String

**Description**

The string that ties together all events in a given user's login session. It starts with a login event and ends with either a logout event or the user session expiring.

**Example**

GeJCsym5eyvtEK2l

NUMBER\_OF\_RECORDS

**Type**

Number

**Description**

The number of processed records.

ORGANIZATION\_ID

**Type**

Id

**Description**

The 15-character ID of the organization.

**Example**

00D000000000123

REQUEST\_ID

**Type**

String

**Description**

The unique ID of a single transaction. A transaction can contain one or more events. Each event in a given transaction has the same REQUEST\_ID.

**Example**

3nWgxWbDKWWDIk0FKfF5DV

RUN\_TIME

**Type**

Number

**Description**

The amount of time that the request took in milliseconds.

SESSION\_KEY

**Type**

String

**Description**

The user's unique session ID. You can use this value to identify all user events within a session. When a user logs out and logs in again, a new session is started.

**Example**

d7DEq/ANa7nNZZVD

TIMESTAMP

**Type**

String

**Description**

The access time of Salesforce services.

**Example**

20130715233322.670

TIMESTAMP\_DERIVED

**Type**

DateTime

**Description**

The access time of Salesforce services in ISO8601-compatible format (YYYY-MM-DDTHH:MM:SS.sssZ).

**Example**

2015-07-27T11:32:59.555Z

TYPE

**Type**

String

**Description**

The type of time-based workflow event.

- **UIDEL**—An entry was deleted from the Time-Based Workflow page in Setup.
- **ERRDEL**—An entry was deleted from the workflow queue, because there was an error reading the record that triggered the workflow rule. The associated time-dependent actions weren't processed.
- **DELETE**—An entry was deleted from the workflow queue, because it's no longer relevant. For example, the criteria are no longer met by the associated record. If the evaluation date for the entry changed, the entry is re-added with the updated evaluation date.
- **PROC**—An entry was deleted from the workflow queue after processing a time-dependent action.

URI

**Type**

String

**Description**

The URI of the page that's receiving the request.

**Example**

/home/home.jsp

URI\_ID\_DERIVED

**Type**

ID

**Description**

The 18-character case insensitive ID of the URI of the page that's receiving the request.

USER\_ID

**Type**

Id

**Description**

The 15-character ID of the user who's using Salesforce services through the UI or the API.

**Example**

00530000009M943

USER\_ID\_DERIVED

**Type**

Id

**Description**

The 18-character case insensitive ID of the user who's using Salesforce services through the UI or the API.

**Example**

005900000000I1SNIA0

SEE ALSO:

[EventLogFile Supported Event Types](#)[EventLogFile](#)

## Transaction Security Event Type

Transaction Security events contain details about policy execution.

For details about event monitoring, see the [Trailhead Event Monitoring module](#) or [REST API Developer's Guide](#).

### Fields

Field	Details
CLIENT_IP	<p><b>Type</b> String</p> <p><b>Description</b> The IP address of the client that's using Salesforce services. A Salesforce internal IP (such as a login from Salesforce Workbench or AppExchange) is shown as "Salesforce.com IP".</p> <p><b>Example</b> 96.43.144.26</p>
CPU_TIME	<p><b>Type</b> Number</p> <p><b>Description</b> The CPU time in milliseconds used to complete the request. This field indicates the amount of activity taking place in the app server layer.</p>
EVALUATION_TIME_MS	<p><b>Type</b> Number</p> <p><b>Description</b> The time in milliseconds used to evaluate the policy.</p>
EVENT_TIMESTAMP	<p><b>Type</b> String</p> <p><b>Description</b> The time at which the Transaction Security event was generated in ISO8601-compatible format (YYYY-MM-DDTHH:MM:SS.sssZ). This value can be earlier than</p>

TIMESTAMP\_DERIVED by the amount of time taken to log the event.

**Example**

2015-07-27T11:32:59.555Z

---

EVENT\_TYPE

**Type**

String

**Description**

The type of event. The value is always `TransactionSecurity`.

---

LOGIN\_KEY

**Type**

String

**Description**

The string that ties together all events in a given user's login session. It starts with a login event and ends with either a logout event or the user session expiring.

**Example**

GeJCsym5eyvtEK2I

---

ORGANIZATION\_ID

**Type**

Id

**Description**

The 15-character ID of the organization.

**Example**

00D000000000123

---

POLICY\_ID

**Type**

Id

**Description**

The 15-character ID of the policy being evaluated.

**Example**

00530000009M943

---

POLICY\_ID\_DERIVED

**Type**

Id

**Description**

The 18-character case-insensitive ID of the policy being evaluated.

**Example**

00590000000I1SNIA0

---

REQUEST\_ID

**Type**

String



	<p><b>Description</b> The unique ID of a single transaction. A transaction can contain one or more events. Each event in a given transaction has the same <code>REQUEST_ID</code>.</p> <p><b>Example</b> 3nWgxWbDKWWDik0FKf5DV</p>
RESULT	<p><b>Type</b> String</p> <p><b>Description</b> The outcome of evaluating the policy.</p> <p><b>Example</b> TRIGGERED or NOT TRIGGERED</p>
RUN_TIME	<p><b>Type</b> Number</p> <p><b>Description</b> The amount of time that the request took in milliseconds.</p>
SESSION_KEY	<p><b>Type</b> String</p> <p><b>Description</b> The user's unique session ID. You can use this value to identify all user events within a session. When a user logs out and logs in again, a new session is started.</p> <p><b>Example</b> d7DEq/ANa7nNZZVD</p>
TIMESTAMP	<p><b>Type</b> String</p> <p><b>Description</b> The access time of Salesforce services.</p> <p><b>Example</b> 20130715233322.670</p>
TIMESTAMP_DERIVED	<p><b>Type</b> Datetime</p> <p><b>Description</b> The time the event was logged in ISO8601-compatible format (YYYY-MM-DDTHH:MM:SS.sssZ). This value might be later than <code>EVENT_TIMESTAMP</code> by the amount of time between when the event occurred and when it was logged.</p> <p><b>Example</b> 2015-07-27T11:32:59.555Z</p>

URI

**Type**

String

**Description**

The URI of the page that's receiving the request.

**Example**

/home/home.jsp

URI\_ID\_DERIVED

**Type**

ID

**Description**

The 18-character case insensitive ID of the URI of the page that's receiving the request.

USER\_ID

**Type**

Id

**Description**

The 15-character ID of the user who's using Salesforce services through the UI or the API.

**Example**

00530000009M943

USER\_ID\_DERIVED

**Type**

Id

**Description**

The 18-character case insensitive ID of the user who's using Salesforce services through the UI or the API.

**Example**

00590000000I1SNIA0

## SEE ALSO:

[EventLogFile Supported Event Types](#)[EventLogFile](#)

## URI Event Type

URI events contain details about user interaction with the web browser UI.

For details about event monitoring, see the [Trailhead Event Monitoring module](#) or [REST API Developer's Guide](#).

## Fields

**Field****Details**

CLIENT\_IP

**Type**

String

**Description**

The IP address of the client that's using Salesforce services. A Salesforce internal IP (such as a login from Salesforce Workbench or AppExchange) is shown as "Salesforce.com IP".

**Example**

96.43.144.26

CPU\_TIME

**Type**

Number

**Description**

The CPU time in milliseconds used to complete the request. This field indicates the amount of activity taking place in the app server layer.

DB\_BLOCKS

**Type**

Number

**Description**

Indicates how much activity is occurring in the database. A high value for this field suggests that adding indexes or filters on your queries would benefit performance.

DB\_CPU\_TIME

**Type**

Number

**Description**

The CPU time in milliseconds to complete the request. Indicates the amount of activity taking place in the database layer during the request.

DB\_TOTAL\_TIME

**Type**

Number

**Description**

The time in nanoseconds for a database round trip. Includes time spent in the JDBC driver, network to the database, and DB\_CPU\_TIME. Compare this field to CPU\_TIME to determine whether performance issues are occurring in the database layer or in your own code.

EVENT\_TYPE

**Type**

String

**Description**

The type of event. The value is always URI.

LOGIN\_KEY

**Type**

String

**Description**

The string that ties together all events in a given user's login session. It starts with a login event and ends with either a logout event or the user session expiring.

**Example**

GeJCsym5eyvtEK2l

ORGANIZATION\_ID

**Type**

Id

**Description**

The 15-character ID of the organization.

**Example**

00D000000000123

REFERRER\_URI

**Type**

String

**Description**

The referring URI of the page that's receiving the request.

REQUEST\_ID

**Type**

String

**Description**

The unique ID of a single transaction. A transaction can contain one or more events. Each event in a given transaction has the same REQUEST\_ID.

**Example**

3nWgxWbDKWWDik0FKfF5DV

REQUEST\_STATUS

**Type**

String

**Description**

The status of the request for a page view or user interface action.

**Possible Values**

- S: Success. Salesforce handled the request successfully. If an Apex controller throws an exception, this status is also returned.
- F: Failure. Typically 4xx or 5xx HTTP codes, such as no permission to view page, page took too long to render, page is read-only.
- U: Undefined

- A: Authorization Error
- R: Redirect. Typically a 3xx HTTP code, possibly initiated by an Apex controller in a Visualforce page.
- N: Not Found. 404 error.

RUN\_TIME

**Type**

Number

**Description**

The amount of time that the request took in milliseconds.

SESSION\_KEY

**Type**

String

**Description**

The user's unique session ID. You can use this value to identify all user events within a session. When a user logs out and logs in again, a new session is started.

**Example**

d7DEq/ANa7nNZZVD

TIMESTAMP

**Type**

String

**Description**

The access time of Salesforce services.

**Example**

20130715233322.670

TIMESTAMP\_DERIVED

**Type**

DateTime

**Description**

The access time of Salesforce services in ISO8601-compatible format (YYYY-MM-DDTHH:MM:SS.sssZ).

**Example**

2015-07-27T11:32:59.555Z

URI

**Type**

String

**Description**

The URI of the page that's receiving the request. For more granular URI information for Lightning Experience and the Salesforce app, see the Lightning Error, Lightning Interaction, Lightning Page View, and Lightning Performance event types.

**Examples**

`/aura` (Lightning Experience), `/lightning` (Lightning Experience and the Salesforce app), `/home/home.jsp` (Salesforce Classic)

URI\_ID\_DERIVED

**Type**

ID

**Description**

The 18-character case insensitive ID of the URI of the page that's receiving the request.

USER\_ID

**Type**

Id

**Description**

The 15-character ID of the user who's using Salesforce services through the UI or the API.

**Example**

00530000009M943

USER\_ID\_DERIVED

**Type**

Id

**Description**

The 18-character case insensitive ID of the user who's using Salesforce services through the UI or the API.

**Example**

005900000000I1SNIA0

## SEE ALSO:

[EventLogFile Supported Event Types](#)

[EventLogFile](#)

## Visualforce Request Event Type

Visualforce Request events contain details of Visualforce requests. Requests can originate from the browser (UI).

For details about event monitoring, see the [Trailhead Event Monitoring module](#) or [REST API Developer's Guide](#).

### Fields

**Field****Details**

CLIENT\_IP

**Type**

String

	<p><b>Description</b> The IP address of the client that's using Salesforce services. A Salesforce internal IP (such as a login from Salesforce Workbench or AppExchange) is shown as "Salesforce.com IP".</p> <p><b>Example</b> 96.43.144.26</p>
CONTROLLER_TYPE	<p><b>Type</b> Number</p> <p><b>Description</b> The type of controller that's used by the requested Visualforce page.</p> <p><b>Possible Values</b></p> <ul style="list-style-type: none"> <li>• 0: NOT_SPECIFIED</li> <li>• 1: STANDARD</li> <li>• 2: STANDARD_SET</li> <li>• 3: CUSTOM</li> <li>• 4: JAVA</li> <li>• 5: SPRING</li> </ul>
CPU_TIME	<p><b>Type</b> Number</p> <p><b>Description</b> The CPU time in milliseconds used to complete the request. This field indicates the amount of activity taking place in the app server layer.</p>
DB_BLOCKS	<p><b>Type</b> Number</p> <p><b>Description</b> Indicates how much activity is occurring in the database. A high value for this field suggests that adding indexes or filters on your queries would benefit performance.</p>
DB_CPU_TIME	<p><b>Type</b> Number</p> <p><b>Description</b> The CPU time in milliseconds to complete the request. Indicates the amount of activity taking place in the database layer during the request.</p>
DB_TOTAL_TIME	<p><b>Type</b> Number</p>

	<p><b>Description</b></p> <p>The time in nanoseconds for a database round trip. Includes time spent in the JDBC driver, network to the database, and <code>DB_CPU_TIME</code>. Compare this field to <code>CPU_TIME</code> to determine whether performance issues are occurring in the database layer or in your own code.</p>
<p><code>EVENT_TYPE</code></p>	<p><b>Type</b></p> <p>String</p> <p><b>Description</b></p> <p>The type of event. The value is always <code>VisualforceRequest</code>.</p>
<p><code>HTTP_METHOD</code></p>	<p><b>Type</b></p> <p>String</p> <p><b>Description</b></p> <p>The HTTP method of the request—GET, POST, PUT, and so on.</p>
<p><code>IS_AJAX_REQUEST</code></p>	<p><b>Type</b></p> <p>Boolean</p> <p><b>Description</b></p> <p>The value is <code>true</code> if the request is a partial page request.</p>
<p><code>IS_FIRST_REQUEST</code></p>	<p><b>Type</b></p> <p>Boolean</p> <p><b>Description</b></p> <p>1 if this page is the first Visualforce transaction in the request, or 0 if it isn't.</p>
<p><code>LOGIN_KEY</code></p>	<p><b>Type</b></p> <p>String</p> <p><b>Description</b></p> <p>The string that ties together all events in a given user's login session. It starts with a login event and ends with either a logout event or the user session expiring.</p> <p><b>Example</b></p> <p>GeJCsym5eyvtEK2I</p>
<p><code>MANAGED_PACKAGE_NAMESPACE</code></p>	<p><b>Type</b></p> <p>String</p> <p><b>Description</b></p> <p>If the page is part of a managed package, the namespace of that package.</p>



ORGANIZATION\_ID

**Type**

Id

**Description**

The 15-character ID of the organization.

**Example**

00D000000000123

PAGE\_NAME

**Type**

String

**Description**

The name of the Visualforce page that was requested.

QUERY

**Type**

String

**Description**

The query string used to access the requested Visualforce page.

**Example**

Let's assume that the requested Visualforce page (/apex/myAccountDetailPage?id=001xx000003GYv6AAG) shows details of the account whose ID is in the URL. The value of `QUERY` in this case is `?id=001xx000003GYv6AAG`.

REQUEST\_ID

**Type**

String

**Description**

The unique ID of a single transaction. A transaction can contain one or more events. Each event in a given transaction has the same `REQUEST_ID`.

**Example**

3nWgxWbDKWWDik0FKfF5DV

REQUEST\_SIZE

**Type**

Number

**Description**

The size of the request body, in bytes. Value is -1 if the request body content is larger than 2GB, or if the request has no body (for example, a typical GET request).

REQUEST\_STATUS

**Type**

String

**Description**

The status of the request for a page view or user interface action.

**Possible Values**

- S: Success. Salesforce handled the request successfully. If an Apex controller throws an exception, this status is also returned.
- F: Failure. Typically 4xx or 5xx HTTP codes, such as no permission to view page, page took too long to render, page is read-only.
- U: Undefined
- A: Authorization Error
- R: Redirect. Typically a 3xx HTTP code, possibly initiated by an Apex controller in a Visualforce page.
- N: Not Found. 404 error.

REQUEST\_TYPE

**Type**

String

**Description**

The request type.

**Possible Values**

- page: a normal request for a page
- content\_UI: a content request for a page that originated in the user interface
- content\_apex: a content request initiated by an Apex call
- PDF\_UI: a request for a page in PDF format through the user interface
- PDF\_apex: a request for PDF format by an Apex call (usually a Web Service call)

RESPONSE\_SIZE

**Type**

Number

**Description**

The size of the response, in bytes.

RUN\_TIME

**Type**

Number

**Description**

The amount of time that the request took in milliseconds.

SESSION\_KEY

**Type**

String

	<p><b>Description</b></p> <p>The user's unique session ID. You can use this value to identify all user events within a session. When a user logs out and logs in again, a new session is started.</p> <p><b>Example</b></p> <p>d7DEq/ANa7nNZZVD</p>
TIMESTAMP	<p><b>Type</b></p> <p>String</p> <p><b>Description</b></p> <p>The access time of Salesforce services.</p> <p><b>Example</b></p> <p>20130715233322.670</p>
TIMESTAMP_DERIVED	<p><b>Type</b></p> <p>DateTime</p> <p><b>Description</b></p> <p>The access time of Salesforce services in ISO8601-compatible format (YYYY-MM-DDTHH:MM:SS.sssZ).</p> <p><b>Example</b></p> <p>2015-07-27T11:32:59.555Z</p>
URI	<p><b>Type</b></p> <p>String</p> <p><b>Description</b></p> <p>The URI of the page that's receiving the request.</p> <p><b>Example</b></p> <p>/home/home.jsp</p>
URI_ID_DERIVED	<p><b>Type</b></p> <p>ID</p> <p><b>Description</b></p> <p>The 18-character case insensitive ID of the URI of the page that's receiving the request.</p>
USER_AGENT	<p><b>Type</b></p> <p>Number</p> <p><b>Description</b></p> <p>The numeric code for the type of client used to make the request (for example, the browser, application, or API).</p>
USER_ID	<p><b>Type</b></p> <p>Id</p>

	<p><b>Description</b> The 15-character ID of the user who's using Salesforce services through the UI or the API.</p> <p><b>Example</b> 00530000009M943</p>
USER_ID_DERIVED	<p><b>Type</b> Id</p> <p><b>Description</b> The 18-character case insensitive ID of the user who's using Salesforce services through the UI or the API.</p> <p><b>Example</b> 00590000000I1SNIA0</p>
VIEW_STATE_SIZE	<p><b>Type</b> Number</p> <p><b>Description</b> The size of the Visualforce view state, in bytes.</p>

## SEE ALSO:

[EventLogFile Supported Event Types](#)

[EventLogFile](#)

## Wave Change Event Type

Wave Change events represent route or page changes made in the Salesforce Einstein Analytics user interface. A Wave Change event type is captured every time the user opens a new Analytics asset or tab or switches between tabs. Wave Change events are logged when opening new tabs and switching back to previously opened tabs.

For details about event monitoring, see the [Trailhead Event Monitoring module](#) or [REST API Developer's Guide](#).

## Fields

Field	Details
ANALYTICS_MODE	<p><b>Type</b> String</p> <p><b>Description</b> The location in which the dashboard is displayed.</p> <p><b>Values</b></p> <ul style="list-style-type: none"> <li>• <code>studio</code>—Analytics Studio</li> <li>• <code>tab</code>—Analytics tab</li> </ul>

CLIENT\_IP

**Type**

String

**Description**

The IP address of the client that's using Salesforce services. A Salesforce internal IP (such as a login from Salesforce Workbench or AppExchange) is shown as "Salesforce.com IP".

**Example**

96.43.144.26

CPU\_TIME

**Type**

Number

**Description**

The CPU time in milliseconds used to complete the request. This field indicates the amount of activity taking place in the app server layer.

EVENT\_TYPE

**Type**

String

**Description**

The type of event. The value is always `WaveChange`.

IS\_MOBILE

**Type**

Boolean

**Description**

Whether the dashboard is displayed in the Salesforce mobile app or a mobile browser. This field doesn't include the Einstein Analytics for iOS or Einstein Analytics for Android mobile app. If `true`, the dashboard is embedded in the Salesforce mobile app or a mobile browser.

IS\_NEW

**Type**

Boolean

**Description**

The field indicates that this action opens a new tab or goes back to a previously opened tab. If the change routes to a new page, the value of this field is true. If it routes to an existing page, this field is false.

LOGIN\_KEY

**Type**

String

**Description**

The string that ties together all events in a given user's login session. It starts with a login event and ends with either a logout event or the user session expiring.

	<p><b>Example</b> GeJCsym5eyvtEK2l</p>
<p>ORGANIZATION_ID</p>	<p><b>Type</b> Id</p> <p><b>Description</b> The 15-character ID of the organization.</p> <p><b>Example</b> 00D000000000123</p>
<p>PAGE_CONTEXT</p>	<p><b>Type</b> String</p> <p><b>Description</b> The context of the page in which the dashboard is displayed.</p> <p><b>Values</b></p> <ul style="list-style-type: none"> <li>• aura—Lightning Components</li> <li>• vfl—Visualforce</li> </ul>
<p>RECORD_ID</p>	<p><b>Type</b> String</p> <p><b>Description</b> The Salesforce ID of the Analytics object.</p>
<p>REOPEN_COUNT</p>	<p><b>Type</b> Number</p> <p><b>Description</b> If IS_NEW is false, the number of times that an existing page opens.</p>
<p>REQUEST_ID</p>	<p><b>Type</b> String</p> <p><b>Description</b> The unique ID of a single transaction. A transaction can contain one or more events. Each event in a given transaction has the same REQUEST_ID.</p> <p><b>Example</b> 3nWgxWbDKWWDIk0FKfF5DV</p>
<p>RUN_TIME</p>	<p><b>Type</b> Number</p> <p><b>Description</b> The amount of time that the request took in milliseconds.</p>

SESSION\_KEY

**Type**

String

**Description**

The user's unique session ID. You can use this value to identify all user events within a session. When a user logs out and logs in again, a new session is started.

**Example**

d7DEq/ANa7nNZZVD

TAB\_ID

**Type**

String

**Description**

The ID of the particular Wave tab in the user interface.

**Example**

dashboard-0FKB000000Ec64GDK

TIMESTAMP

**Type**

String

**Description**

The access time of Salesforce services.

**Example**

20130715233322.670

TIMESTAMP\_DERIVED

**Type**

DateTime

**Description**

The access time of Salesforce services in ISO8601-compatible format (YYYY-MM-DDTHH:MM:SS.sssZ).

**Example**

2015-07-27T11:32:59.555Z

TYPE

**Type**

String

**Description**

The Analytics object type.

URI

**Type**

String

**Description**

The URI of the page that's receiving the request.

**Example**

/home/home.jsp

URI\_ID\_DERIVED

**Type**

ID

**Description**

The 18-character case insensitive ID of the URI of the page that's receiving the request.

USER\_ID

**Type**

Id

**Description**

The 15-character ID of the user who's using Salesforce services through the UI or the API.

**Example**

00530000009M943

USER\_ID\_DERIVED

**Type**

Id

**Description**

The 18-character case insensitive ID of the user who's using Salesforce services through the UI or the API.

**Example**

00590000000I1SNIA0

WAVE\_SESSION\_ID

**Type**

String

**Description**

The ID of a particular session of Analytics. Use this field to determine which log lines originated from a particular session.

WAVE\_TIMESTAMP

**Type**

Number

**Description**

The time at which this log line was generated.

## SEE ALSO:


[EventLogFile Supported Event Types](#)

[EventLogFile](#)

## Wave Interaction Event Type

Wave Interaction events represent route or page changes made in the Salesforce Einstein Analytics user interface. A Wave Interaction event type is captured when a tab is closed. It also collates the interaction statistics over the life of the tab, including total open time, read time, and so on. These statistics are aggregated as you go to other tabs and return, and logged only once when the tab is closed.



 **Note:** Because Wave Interaction events are logged only when the tab or browser window is closed, these events might not match Wave Change events exactly if a user allows their Salesforce session to time out before closing.

For details about event monitoring, see the [Trailhead Event Monitoring module](#) or [REST API Developer's Guide](#).

## Fields

Field	Details
CLIENT_IP	<p><b>Type</b> String</p> <p><b>Description</b> The IP address of the client that's using Salesforce services. A Salesforce internal IP (such as a login from Salesforce Workbench or AppExchange) is shown as "Salesforce.com IP".</p> <p><b>Example</b> 96.43.144.26</p>
CPU_TIME	<p><b>Type</b> Number</p> <p><b>Description</b> The CPU time in milliseconds used to complete the request. This field indicates the amount of activity taking place in the app server layer.</p>
EVENT_TYPE	<p><b>Type</b> String</p> <p><b>Description</b> The type of event. The value is always <code>WaveInteraction</code>.</p>
LOGIN_KEY	<p><b>Type</b> String</p> <p><b>Description</b> The string that ties together all events in a given user's login session. It starts with a login event and ends with either a logout event or the user session expiring.</p> <p><b>Example</b> GeJCsym5eyvtEK2I</p>
NUM_CLICKS	<p><b>Type</b> Number</p> <p><b>Description</b> The number of clicks performed on a page in the Analytics user interface.</p>

NUM\_SESSIONS

**Type**

Number

**Description**

The number of times a user returned to a particular page.

---

ORGANIZATION\_ID

**Type**

Id

**Description**

The 15-character ID of the organization.

**Example**00D000000000123

---

READ\_TIME

**Type**

Number

**Description**

The amount of time a user spent on a particular tab.

---

RECORD\_ID

**Type**

String

**Description**

The Salesforce ID of the Analytics object.

---

REQUEST\_ID

**Type**

String

**Description**

The unique ID of a single transaction. A transaction can contain one or more events. Each event in a given transaction has the same `REQUEST_ID`.

**Example**3nWgxWbDKWWDik0FKf5DV

---

RUN\_TIME

**Type**

Number

**Description**

The amount of time that the request took in milliseconds.

---

SESSION\_KEY

**Type**

String

**Description**

The user's unique session ID. You can use this value to identify all user events within a session. When a user logs out and logs in again, a new session is started.

---

	<p><b>Example</b> d7DEq/ANa7nNZZVD</p>
TAB_ID	<p><b>Type</b> String</p> <p><b>Description</b> The ID of the particular Wave tab in the user interface.</p> <p><b>Example</b> dashboard-0FKB000000Ec64GDK</p>
TIMESTAMP	<p><b>Type</b> String</p> <p><b>Description</b> The access time of Salesforce services.</p> <p><b>Example</b> 20130715233322.670</p>
TIMESTAMP_DERIVED	<p><b>Type</b> DateTime</p> <p><b>Description</b> The access time of Salesforce services in ISO8601-compatible format (YYYY-MM-DDTHH:MM:SS.sssZ).</p> <p><b>Example</b> 2015-07-27T11:32:59.555Z</p>
TOTAL_TIME	<p><b>Type</b> Number</p> <p><b>Description</b> The total amount of time a tab was open in milliseconds.</p>
TYPE	<p><b>Type</b> String</p> <p><b>Description</b> The Analytics object type.</p>
URI	<p><b>Type</b> String</p> <p><b>Description</b> The URI of the page that's receiving the request.</p> <p><b>Example</b> /home/home.jsp</p>

URI\_ID\_DERIVED

**Type**

ID

**Description**

The 18-character case insensitive ID of the URI of the page that's receiving the request.

USER\_ID

**Type**

Id

**Description**

The 15-character ID of the user who's using Salesforce services through the UI or the API.

**Example**

00530000009M943

USER\_ID\_DERIVED

**Type**

Id

**Description**

The 18-character case insensitive ID of the user who's using Salesforce services through the UI or the API.

**Example**

00590000000I1SNIA0

WAVE\_SESSION\_ID

**Type**

String

**Description**

The ID of a particular session of Analytics. Use this field to determine which log lines originated from a particular session.

WAVE\_TIMESTAMP

**Type**

Number

**Description**

The time at which this log line was generated.

## SEE ALSO:

[EventLogFile Supported Event Types](#)

[EventLogFile](#)

## Wave Performance Event Type

Wave Performance events help you track trends in your Analytics performance.

For details about event monitoring, see the [Trailhead Event Monitoring module](#) or [REST API Developer's Guide](#).

## Fields

Field	Details
CLIENT_IP	<p><b>Type</b> String</p> <p><b>Description</b> The IP address of the client that's using Salesforce services. A Salesforce internal IP (such as a login from Salesforce Workbench or AppExchange) is shown as "Salesforce.com IP".</p> <p><b>Example</b> 96.43.144.26</p>
CPU_TIME	<p><b>Type</b> Number</p> <p><b>Description</b> The CPU time in milliseconds used to complete the request. This field indicates the amount of activity taking place in the app server layer.</p>
EPT	<p><b>Type</b> Number</p> <p><b>Description</b> The experienced page time in milliseconds.</p>
EVENT_TYPE	<p><b>Type</b> String</p> <p><b>Description</b> The type of event. The value is always <code>WavePerformance</code>.</p>
LOGIN_KEY	<p><b>Type</b> String</p> <p><b>Description</b> The string that ties together all events in a given user's login session. It starts with a login event and ends with either a logout event or the user session expiring.</p> <p><b>Example</b> GeJCsym5eyvtEK2I</p>
NAME	<p><b>Type</b> String</p> <p><b>Description</b> The asset title or query string.</p>

ORGANIZATION\_ID

**Type**

Id

**Description**

The 15-character ID of the organization.

**Example**

00D000000000123

QUERY\_ID

**Type**

String

**Description**

The ID of the Wave query.

RECORD\_ID

**Type**

String

**Description**

The Salesforce ID of the Analytics object.

REQUEST\_ID

**Type**

String

**Description**

The unique ID of a single transaction. A transaction can contain one or more events. Each event in a given transaction has the same REQUEST\_ID.

**Example**

3nWgxWbDKWWDIk0FKf5DV

RUN\_TIME

**Type**

Number

**Description**

The amount of time that the request took in milliseconds.

SESSION\_KEY

**Type**

String

**Description**

The user's unique session ID. You can use this value to identify all user events within a session. When a user logs out and logs in again, a new session is started.

**Example**

d7DEq/ANa7nNZZVD

TAB\_ID

**Type**

String

	<p><b>Description</b> The ID of the particular Wave tab in the user interface.</p> <p><b>Example</b> dashboard-0FKB0000000Ec64GDK</p>
TIMESTAMP	<p><b>Type</b> String</p> <p><b>Description</b> The access time of Salesforce services.</p> <p><b>Example</b> 20130715233322.670</p>
TIMESTAMP_DERIVED	<p><b>Type</b> DateTime</p> <p><b>Description</b> The access time of Salesforce services in ISO8601-compatible format (YYYY-MM-DDTHH:MM:SS.sssZ).</p> <p><b>Example</b> 2015-07-27T11:32:59.555Z</p>
TYPE	<p><b>Type</b> String</p> <p><b>Description</b> The Analytics object type.</p>
UI_RENDER_TIME	<p><b>Type</b> String</p> <p><b>Description</b> This field was removed in API version 46.0. Use the EPT field instead.</p>
URI	<p><b>Type</b> String</p> <p><b>Description</b> The URI of the page that's receiving the request.</p> <p><b>Example</b> /home/home.jsp</p>
URI_ID_DERIVED	<p><b>Type</b> ID</p> <p><b>Description</b> The 18-character case insensitive ID of the URI of the page that's receiving the request.</p>

USER\_ID

**Type**

Id

**Description**

The 15-character ID of the user who's using Salesforce services through the UI or the API.

**Example**

00530000009M943

USER\_ID\_DERIVED

**Type**

Id

**Description**

The 18-character case insensitive ID of the user who's using Salesforce services through the UI or the API.

**Example**

00590000000I1SNIA0

WAVE\_SESSION\_ID

**Type**

String

**Description**

The ID of a particular session of Analytics. Use this field to determine which log lines originated from a particular session.

WAVE\_TIMESTAMP

**Type**

Number

**Description**

The time at which this log line was generated.

## SEE ALSO:

[EventLogFile Supported Event Types](#)

[EventLogFile](#)

## EventRelation

---

Represents a person (a user, lead, or contact) or a resource (such as a conference room) invited to an event. This object lets you add or remove invitees from an event and use the API to manage invitees' responses to invitations. If Shared Activities is enabled, EventRelation can also represent other objects that are related to an event. EventRelation does not support triggers, workflow, or data validation rules.

EventRelation allows a variable number of relationships and handles deleted events differently, depending on whether Shared Activities is enabled.

A non-recurring event can have up to 1,000 invitees. A recurring event can have up to 100 invitees.

**If Shared Activities Isn't Enabled**

- EventRelation records only represent invitees (contacts, users, and resources).



- An event can be related to one contact or lead.

### If Shared Activities Is Enabled

- EventRelation records can represent:
  - Invitees (`IsInvitee` is set to `true`)
  - OR
  - Related contacts or lead (`IsParent` is set to `true`)
- An event can be related to up to 50 contacts or one lead. These people may or may not be invitees. The number of allowed invitees is not affected by the number of related contacts. If a contact or lead is also an invitee, there is one EventRelation record for that person with `IsInvitee` and `IsParent` are set to `true`.
- An event can be related to a lead, contact, resource, account, or opportunity.
- An event can be related to a custom object that has the `HasActivities` attribute set to `true`.
- If you delete an event, then relations between the event and any specified contacts, leads, and other records are also deleted.
- If you delete the EventRelation record representing a relation then the corresponding relation field may be cleared on the event.
- If you delete the EventRelation record representing the `WhoId` on an event, then another Who, if any, from the event's `EventWhoIds` field will be promoted to the `WhoId`.
- If you restore a deleted event, relations between the event and any specified contacts, leads, and records are also restored. The `WhoId`, `WhatId`, and `AccountId` field values are recalculated using the field values on EventRelation.

Whether or not Shared Activities is enabled, an event can be related to one other kind of record, such as an account, an opportunity, or a custom object.

#### Note:

- With API versions 26.0 and later, the EventRelation object replaces the EventAttendee object, and the EventAttendee object is no longer visible. You can still query the EventAttendee object using packages that support API versions 25.0 and earlier, or by using Apex.
- An EventRelation object can't be created for a child event.
- EventRelation includes deactivated users.
- In API versions 25.0 and earlier, you can't use `query()`, `delete()`, or `update()` with events related to more than one contact.

## Supported Calls


`create()`, `delete()`, `describeSObjects()`, `getDeleted()`, `getUpdated()`, `query()`, `queryAll()`, `retrieve()`, `update()`, `upsert()`

## Fields

Field	Details
<code>AccountId</code>	<p><b>Type</b> reference</p> <p><b>Properties</b> Filter, Group, Nillable, Sort</p>

Field	Details
	<p><b>Description</b></p> <p>Contains the Account ID of the relation. For information on IDs, see <a href="#">ID Field Type</a>. <code>AccountId</code> is visible when Shared Activities is enabled.</p>
EventId	<p><b>Type</b></p> <p>reference</p> <p><b>Properties</b></p> <p>Create, Filter, Group, Sort</p> <p><b>Description</b></p> <p>Contains the ID of the event. This value can't be changed after it's been specified.</p>
IsDeleted	<p><b>Type</b></p> <p>boolean</p> <p><b>Properties</b></p> <p>Defaulted on create, Filter, Group, Sort</p> <p><b>Description</b></p> <p>Indicates whether the object has been moved to the Recycle Bin (<code>true</code>) or not (<code>false</code>). Label is <code>Deleted</code>.</p>
IsInvitee	<p><b>Type</b></p> <p>boolean</p> <p><b>Properties</b></p> <p>Create, Defaulted on create, Filter, Group, Sort, Update</p> <p><b>Description</b></p> <p>Indicates whether the relation is an invitee.</p> <ul style="list-style-type: none"> <li>• <code>IsInvitee</code> is visible while Shared Activities is being enabled, after it has been enabled, and while it is being disabled.</li> <li>• <code>IsInvitee</code> defaults to <code>true</code> while Shared Activities is being enabled, after it has been enabled, and while it is being disabled if <code>IsInvitee</code>, <code>IsParent</code>, and <code>IsWhat</code> are not set. This configuration ensures compatibility when Shared Activities isn't enabled and <code>EventRelation</code> represents event invitees only.</li> <li>• <code>IsInvitee</code> defaults to <code>false</code> when Shared Activities is enabled if <code>IsParent</code> is set to <code>true</code>.</li> </ul>
IsParent	<p><b>Type</b></p> <p>boolean</p> <p><b>Properties</b></p> <p>Create, Defaulted on create, Filter, Group, Sort, Update</p> <p><b>Description</b></p> <p><code>IsParent</code> is visible only when Shared Activities is enabled. When <code>false</code>, indicates that the relation is an invitee (a contact, lead, or user). When <code>true</code>, indicates that the relation is a Who or What, as determined by <code>IsWhat</code> field.</p>

Field	Details
IsWhat	<p><b>Type</b> boolean</p> <p><b>Properties</b> Create, Defaulted on create, Filter, Group, Sort</p> <p><b>Description</b> IsWhat is visible only when Shared Activities is enabled. The value is relevant only if IsParent is true. When IsWhat is true, the relation specified by RelationId is a What (an account, opportunity, custom object, etc.). When IsWhat is false, the relation specified by RelationId is a Who (a contact, lead, or user).</p>
RelationId	<p><b>Type</b> reference</p> <p><b>Properties</b> Create, Filter, Group, Sort</p> <p><b>Description</b> Contains the ID of the person (User, Contact, or Lead) or the resource invited to an event. When Shared Activities is enabled, RelationId can also contain the ID of an account, opportunity, or other object related to an event.  This value can't be changed after it's been specified.</p>
RespondedDate	<p><b>Type</b> dateTime</p> <p><b>Properties</b> Create, Filter, Nillable, Sort, Update</p> <p><b>Description</b> Indicates the most recent date and time when the invitee responded to an invitation to an event.</p>
Response	<p><b>Type</b> string</p> <p><b>Properties</b> Create, Filter, Group, Nillable, Sort, Update</p> <p><b>Description</b> Contains optional text that the invitee can enter when responding to an invitation to an event.</p>
Status	<p><b>Type</b> picklist</p> <p><b>Properties</b> Create, Filter, Group, Nillable, Restricted picklist, Sort, Update</p>

Field	Details
	<p><b>Description</b></p> <p>Indicates the invitee status with one of the following values:</p> <ul style="list-style-type: none"> <li>• <b>New:</b> Invitee has received the invitation but hasn't yet responded. This value is the default.</li> <li>• <b>Declined:</b> Invitee has declined the invitation.</li> <li>• <b>Accepted:</b> Invitee has accepted the invitation.</li> </ul> <p> <b>Note:</b> Uninvited and Maybe aren't currently supported.</p>

## Usage

- Invitee related lists display slightly different content. In the Salesforce mobile app, the invitee related list includes invitees only, whereas in the full site, it also includes the event owner. To reproduce the full site functionality in the Salesforce mobile app, use the following API queries.

If you use Shared Activities in your Salesforce org, use this query:

```
SELECT RelationId FROM EventRelation WHERE isInvitee = true AND eventId='[Event_Id]'
```

where *Event\_Id* is the child event's ID.

If you don't use Shared Activities, use this query:

```
SELECT RelationId FROM EventRelation WHERE eventId='[Event_Id]'
```

These queries get the main event's relations and display them for the given child event. To further filter the results, add a `WHERE` clause.

### Assigning resource attendance status

You can add a resource to an event only when the resource is available. The only attendance status that can be assigned to resources is Accepted. Events can't be saved when resources you've added aren't available.

### Create an invitee if Shared Activities is enabled (or during the process of enabling it or rolling back)

If the invitee is already a contact or lead, update `IsInvitee` to `true`.

If the invitee is not already a contact or lead, create an `EventRelation` object for the invitee with `IsInvitee` set to `true`.

### Create an invitee if Shared Activities is not enabled

Create an `EventRelation` object for the invitee.

### Insert a contact or lead relation

```
EventRelation er = new EventRelation(EventId = '00UD0000005zizH',
    RelationId = '003D000000Q8aeV', isParent = true, isInvitee = false);
insert er;
```

### Determine what events a given invitee is attending

To determine all the events that a particular person is attending during a given time period (for example, next week), you can have a client application query the `Event` object for a given date range, iterate through the results, and, for each event, query the `EventRelation` object to determine whether the particular person (`RelationId`) has accepted an invitation to that event.

### Insert an invitee relation

If `isParent`, `isWhat` and `IsInvitee` are not set, and `RelationId` is a contact, lead, user, or calendar, `IsInvitee` defaults to `true`. This means if an `EventRelation` isn't specifically inserted as a relation to a contact or lead, it's treated as an invitee relation by default.

```
EventRelation er = new EventRelation(EventId = '00UD0000005zizjH',
    RelationId = '003D000000Q8advV');
insert er;
```

### Query relations to a contact or a lead

```
List<EventRelation> whoRelations = [SELECT Id, Relation.Name FROM
    EventRelation WHERE EventId = '00UD0000005zizjD' AND isParent = true AND isWhat =
    false];
```

### Query invitee relations

```
List<EventRelation> inviteeRelations = [SELECT Id, Relation.Name FROM
    EventRelation WHERE EventId = '00UD0000005zizjD' AND isInvitee = true];
```

### Update an invitee relation to a contact or lead invitee relation

```
EventRelation er = [SELECT Id FROM EventRelation WHERE EventId =
    '00UD0000005zizjD' AND isInvitee = true and isParent = false LIMIT 1];
er.isParent = true;
update er;
```

### Update a contact or lead relation to a contact or lead invitee relation

```
EventRelation er = [SELECT Id FROM EventRelation WHERE EventId =
    '00UD0000005zizjD' AND isParent = true and isInvitee = false LIMIT 1];
er.isInvitee = true;
update er;
```

### Reproduce invitee related list functionality in the Salesforce mobile app

Invitee related lists display slightly different content in the Salesforce mobile app and the full site. In the app, the invitee related list includes invitees only, whereas in the full site, it also includes the event owner.

If you use Shared Activities in your Salesforce org, use the following query to reproduce the full site functionality in the Salesforce mobile app:

```
SELECT RelationId FROM EventRelation WHERE isInvitee = true AND eventId='[Event_Id]'
```

where `Event_Id` is the child event's ID.

If you don't use Shared Activities, use this query:

```
SELECT RelationId FROM EventRelation WHERE eventId='[Event_Id]'
```

These queries get the main event's relations and display them for the given child event. To further filter the results, add a `WHERE` clause.

### Send email notifications

To send email notifications for a given event, query `EventRelation` for the event, iterate through the list, examine the status, and send email notifications to every person who accepted the invitation.

### Syncing Events with Lightning Sync

Attendee statuses (Accepted or Maybe, Declined, or No Response) sync from Microsoft® Exchange or Google to Salesforce, but not from Salesforce to Exchange or Google. Be wary of creating API flows that update attendee status in Salesforce for users set up to sync both ways. Eventually the original Exchange or Google status overrides the update made in Salesforce.

SEE ALSO:

[Event](#)

[EventWhoRelation](#)

[Object Basics](#)

## EventBusSubscriber

---

Represents a trigger, process, or flow that is subscribed to a platform event.

### Supported Calls

`describeSObjects()`, `query()`


### Special Access Rules

EventBusSubscriber is read only and can only be queried.

### Fields

Field	Details
ExternalId	<p><b>Type</b> string</p> <p><b>Properties</b> Filter, Group, Nillable, Sort</p> <p><b>Description</b> The ID of the subscriber. For example, the trigger ID.</p>
LastError	<p><b>Type</b> string</p> <p><b>Properties</b> Filter, Group, Nillable, Sort</p> <p><b>Description</b> The error message that the <code>EventBus.RetryableException</code> that the trigger has last thrown contains. This field applies to Apex triggers only. Available in API version 43.0 and later.</p>

Field	Details
Name	<p><b>Type</b> string</p> <p><b>Properties</b> Filter, Group, Nillable, Sort</p> <p><b>Description</b> The name of the subscribed item, such as the trigger or process name. If the subscribed item's name is "Process", at least one flow Pause element is subscribed to the event.</p>
Position	<p><b>Type</b> int</p> <p><b>Properties</b> Filter, Group, Nillable, Sort</p> <p><b>Description</b> The replay ID of the last event that the subscriber processed.</p>
Retries	<p><b>Type</b> int</p> <p><b>Properties</b> Filter, Group, Nillable, Sort</p> <p><b>Description</b> The number of times the trigger was retried due to throwing the <code>EventBus.RetryableException</code>. This field applies to Apex triggers only. Available in API version 43.0 and later.</p>
Status	<p><b>Type</b> picklist</p> <p><b>Properties</b> Filter, Group, Nillable, Restricted picklist, Sort</p> <p><b>Description</b> Indicates the status of the subscriber. Can be one of the following values:</p> <ul style="list-style-type: none"> <li>• <code>Running</code>—The subscriber is actively listening to events.</li> <li>• <code>Idle</code>—The subscriber hasn't received events for some time and is not actively listening to events. When new events are sent, the trigger receives the new events after a short delay and switches to the <code>Running</code> state.</li> <li>• <code>Error</code>—The subscriber has been disconnected and stopped receiving published events. A trigger reaches this state when it exceeds the number of maximum retries with the <code>EventBus.RetryableException</code>. Trigger assertion failures and unhandled exceptions don't cause the Error state. To resume trigger execution, fix the trigger code and save it. For a managed package trigger, redeploy the package after fixing the trigger. To resume a process, deactivate it and then reactivate it.</li> <li>• <code>Suspended</code>—The subscriber is disconnected and can't receive events due to an internal error. To resume trigger execution, try saving the trigger again. For a managed</li> </ul>

Field	Details
	package trigger, redeploy the package. To resume a process, deactivate it and then reactivate it.
Tip	<p><b>Type</b> int</p> <p><b>Properties</b> Filter, Group, Nillable, Sort</p> <p><b>Description</b> The replay ID of the last published event.</p> <p> <b>Note:</b> For high-volume platform events, the value for Tip is not available and is always -1.</p>
Topic	<p><b>Type</b> string</p> <p><b>Properties</b> Filter, Group, Nillable, Sort</p> <p><b>Description</b> The name of the subscription channel that corresponds to a platform event. The topic name is the event name appended with __e, such as MyEvent__e. The topic is the channel that the subscriber is subscribed to.</p>
Type	<p><b>Type</b> string</p> <p><b>Properties</b> Filter, Group, Nillable, Sort</p> <p><b>Description</b> The subscriber type (<code>ApexTrigger</code>). If the subscriber is a process or flow Pause element, the type is blank.</p>

## Usage

Use `EventBusSubscriber` to query details about subscribers to a platform event. You can get all subscribers for a particular event by filtering on the `Topic` field, as follows.

```
SELECT ExternalId, Name, Position, Status, Tip, Type
FROM EventBusSubscriber
WHERE Topic='Low_Ink__e'
```

## EventTag

Associates a word or short phrase with an Event.



## Supported Calls

`create()`, `delete()`, `describeObjects()`, `query()`, `retrieve()`

## Fields

Field Name	Details
ItemId	<p><b>Type</b> reference</p> <p><b>Properties</b> Create, Filter</p> <p><b>Description</b> ID of the tagged item.</p>
Name	<p><b>Type</b> string</p> <p><b>Properties</b> Create, Filter</p> <p><b>Description</b> Name of the tag. If this value does not already exist, a new TagDefinition is created and becomes the parent of this Tag object. Otherwise, a TagDefinition with the same name becomes the parent of this Tag object. Parent relationships are created automatically.</p>
TagDefinitionId	<p><b>Type</b> reference</p> <p><b>Properties</b> Filter</p> <p><b>Description</b> ID of the parent TagDefinition object that owns the tag.</p>
Type	<p><b>Type</b> picklist</p> <p><b>Properties</b> Create, Filter, Restricted picklist</p> <p><b>Description</b> Defines the visibility of a tag.</p> <p>Valid values:</p> <ul style="list-style-type: none"> <li>• <code>Public</code>—The tag can be viewed and manipulated by all users in an organization.</li> <li>• <code>Personal</code>—The tag can be viewed or manipulated only by a user with a matching <code>OwnerId</code>.</li> </ul>

## Usage

EventTag stores the relationship between its parent TagDefinition and the Event being tagged. Tag objects act as metadata, allowing users to describe and organize their data.

When a tag is deleted, its parent TagDefinition will also be deleted if the name is not being used; otherwise, the parent remains. Deleting a TagDefinition sends it to the Recycle Bin, along with any associated tag entries.

## EventWhoRelation

---

Represents the relationship between an event and a lead or contacts. This derived object is a filtered version of the [EventRelation](#) on page 1212 object; that is, `IsParent` is `true` and `IsWhat` is `false`. It doesn't represent relationships to invitees or to accounts, opportunities, or other objects. This object is available in API versions 29.0 and later.

EventWhoRelation allows a variable number of relationships: one lead or up to 50 contacts. Available only if you've enabled Shared Activities for your organization.



**Note:** EventWhoRelation objects aren't created for child events.

## Supported Calls

`describeSObjects()`, `query()`, `retrieve()`

## Fields

Field Name	Details
EventId	<p><b>Type</b> reference</p> <p><b>Properties</b> Filter, Group, Nillable, Sort</p> <p><b>Description</b> Indicates the ID of the event.</p>
RelationId	<p><b>Type</b> reference</p> <p><b>Properties</b> Filter, Group, Nillable, Sort</p> <p><b>Description</b> Indicates the ID of the contacts or lead related to the event.</p>
Type	<p><b>Type</b> string</p> <p><b>Properties</b> Filter, Group, Nillable, Sort</p>

**Field Name****Details****Description**

Indicates whether the person related to the event is a contact or lead.

## Usage

**Apex example that queries relations to a contact or lead**

```
List<EventWhoRelation> whoRelations = [SELECT Id, Relation.Name FROM
EventWhoRelation WHERE EventId = '00UD0000005zjD'];
```

SEE ALSO:

[Event](#)

[EventRelation](#)

## ExpressionFilter

Represents a logical expression that's used to control the execution of macro instructions. This object is available in API version 46.0 and later.

## Supported Calls

`create()`, `delete()`, `describeSObjects()`, `getDeleted()`, `getUpdated()`, `query()`, `retrieve()`, `undelete()`, `update()`, `upsert()`

## Fields

**Field****Details**

ContextId

**Type**

reference

**Properties**

Create, Filter, Group, Sort

**Description**

Required. The ID of the MacroInstruction object that contains the expression.

FilterConditionLogic

**Type**

string

**Properties**

Create, Filter, Group, Nillable, Sort, Update

Field	Details
	<p><b>Description</b></p> <p>Optional. The filter conditions to use and the order in which to apply them. For example, '1 AND 2' evaluates condition 1 and then condition 2.</p>
FilterDescription	<p><b>Type</b></p> <p>string</p> <p><b>Properties</b></p> <p>Create, Filter, Group, Nillable, Sort, Update</p> <p><b>Description</b></p> <p>Optional. A description of the filter expression that helps to explain the logic to users. For example, 'Applies to New cases.'</p>
Name	<p><b>Type</b></p> <p>string</p> <p><b>Properties</b></p> <p>Autonumber, Defaulted on create, Filter, idLookup, Sort</p> <p><b>Description</b></p> <p>Optional. A label for the expression.</p>

## Usage

The ExpressionFilter object is used with the `IF` and `ELSEIF` operations in a [MacroInstruction](#). It lets you specify a logical expression that determines whether macro instructions are executed. The object indicates whether any or all conditions must be true.

To represent the conditions that are evaluated, this object uses one or more [ExpressionFilterCriteria](#) child objects. The ExpressionFilter to be used with each criteria is specified in the ExpressionFilterCriteria's ExpressionFilterId field.

For example, to represent the following conditional statement, the ExpressionFilter object specifies the `FilterConditionLogic` field as `1 AND 2`, where 1 and 2 are ExpressionFilterCriteria objects. In this example, condition 1 is `Case.Status EQUALS New`, and condition 2 is `Case.Origin EQUALS Phone`.

```
IF (Case.Status EQUALS New) AND (Case.Origin EQUALS Phone)
    Select Email QuickAction
    Set Subject...
    Set To...
    Set Body...
    Submit
ENDIF
```

## ExpressionFilterCriteria

Represents a condition in an expression that's used to control the execution of macro instructions. This object is available in API version 46.0 and later.

## Supported Calls

`create()`, `delete()`, `describeObjects()`, `getDeleted()`, `getUpdated()`, `query()`, `retrieve()`, `undelete()`, `update()`, `upsert()`

## Fields

Field	Details
ExpressionFilterId	<p><b>Type</b> reference</p> <p><b>Properties</b> Create, Filter, Group, Sort</p> <p><b>Description</b> Required. The ID of the ExpressionFilter object that references this condition.</p>
FilterTarget	<p><b>Type</b> string</p> <p><b>Properties</b> Create, Filter, Group, Nillable, Sort, Update</p> <p><b>Description</b> Required. The target object or field used in the condition. For example, to create a condition that applies to new cases, use <code>Case.Status</code> as the <code>FilterTarget</code>.</p>
FilterTargetValue	<p><b>Type</b> string</p> <p><b>Properties</b> Create, Filter, Group, Nillable, Sort, Update</p> <p><b>Description</b> Optional. The value that's compared to the value of the FilterTarget. For example, to create a condition that applies to new cases, use <code>New</code> as the <code>FilterTargetValue</code>.</p>
Name	<p><b>Type</b> string</p> <p><b>Properties</b> Autonumber, Defaulted on create, Filter, idLookup, Sort</p> <p><b>Description</b> Optional. A label for the condition.</p>
Operation	<p><b>Type</b> picklist</p> <p><b>Properties</b> Create, Defaulted on create, Filter, Group, Restricted picklist, Sort, Update</p>

Field	Details
	<p><b>Description</b></p> <p>Required. Specifies the operator used to compare the target field and the target value. For example, to create a condition that applies to new cases, use EQUALS for the <code>Operation</code> field, as in <code>Case.Status EQUALS New</code>.</p> <ul style="list-style-type: none"> <li>• EQUALS</li> <li>• NOTEQUALS</li> <li>• CONTAINS</li> <li>• NOTCONTAIN</li> </ul>
SortOrder	<p><b>Type</b></p> <p>int</p> <p><b>Properties</b></p> <p>Create, Filter, Group, Nillable, Sort, Update</p> <p><b>Description</b></p> <p>Required. The order in which the criteria are evaluated.</p>

## Usage

ExpressionFilterCriteria is a child object of the [ExpressionFilter](#) object. Use these objects with the `IF` and `ELSEIF` operations in a [MacroInstruction](#) to control instruction execution. Each condition in a ExpressionFilterCriteria compares a target object or field to a value using a condition operator; for example, `Case.Status EQUALS New`.

## ExternalAccountHierarchy

Represents the external account hierarchy, which works like a role-based hierarchy. Use ExternalAccountHierarchy to allow partner and customer users to share data with other external accounts in their hierarchy. This object is available in API version 49.0 and later.

## Supported Calls

`create()`, `delete()`, `describeLayout()`, `describeSObjects()`, `getDeleted()`, `getUpdated()`, `query()`, `retrieve()`, `search()`, `undelete()`, `update()`, `upsert()`

## Special Access Rules

You must have a Partner or Customer Community Plus license.

## Fields

Field	Details
AccountId	<p><b>Type</b> reference</p> <p><b>Properties</b> Create, Filter, Group, Sort</p> <p><b>Description</b> The ID of the account in the external account hierarchy.</p>
CurrencyISOCode	<p><b>Type</b> picklist</p> <p><b>Properties</b> Create, Defaulted on create, Filter, Group, Nillable, Restricted picklist, Sort, Update</p> <p><b>Description</b> Possible values are:</p> <ul style="list-style-type: none"> <li>• GBP— British Pound</li> <li>• USD— U.S. Dollar</li> </ul> <p>The default value is USD.</p>
Description	<p><b>Type</b> textarea</p> <p><b>Properties</b> Create, Filter, Group, Nillable, Sort, Update</p> <p><b>Description</b> The description of the external account hierarchy.</p>
HierarchyType	<p><b>Type</b> picklist</p> <p><b>Properties</b> Create, Defaulted on create, Filter, Group, Restricted picklist, Sort</p> <p><b>Description</b> Possible values are:</p> <ul style="list-style-type: none"> <li>• CustomerPortal — Customer</li> <li>• Partner</li> </ul> <p>The default value is Partner.</p>
IsAccessibleToParent	<p><b>Type</b> boolean</p> <p><b>Properties</b> Create, Defaulted on create, Filter, Group, Sort, Update</p>


Field	Details
	<b>Description</b> Allows data to be shared with parent account in the account hierarchy. The default value is <code>true</code> .
IsActive	<b>Type</b> boolean <b>Properties</b> Create, Defaulted on create, Filter, Group, Sort, Update <b>Description</b> When true, the hierarchy is turned on. The default value is <code>false</code> .
LastReferencedDate	<b>Type</b> dateTime <b>Properties</b> Filter, Nillable, Sort <b>Description</b> The timestamp for when the current user last viewed a record related to this record.
LastViewedDate	<b>Type</b> dateTime <b>Properties</b> Filter, Nillable, Sort <b>Description</b> The timestamp for when the current user last viewed this record. If this value is null, this record might only have been referenced ( <code>LastReferencedDate</code> ) and not viewed.
Name	<b>Type</b> string <b>Properties</b> Create, Filter, Group, idLookup, Sort, Update <b>Description</b> Name of the external account hierarchy.
OwnerId	<b>Type</b> reference <b>Properties</b> Create, Defaulted on create, Filter, Group, Sort, Update <b>Description</b> The ID of the account owner.
ParentId	<b>Type</b> reference



Field	Details
	<p><b>Properties</b> Create, Filter, Group, Nillable, Sort, Update</p> <p><b>Description</b> The ID of the parent account.</p>

## ExternalDataSource

Represents an external data source, which defines connection details for integration with data and content that are stored outside the Salesforce org. This object is available in API version 27.0 and later.


-  **Note:** All credentials stored within this entity are encrypted under a framework that is consistent with other encryption frameworks on the platform. Salesforce encrypts your credentials by auto-creating org-specific keys. Credentials encrypted using the previous encryption scheme have been migrated to the new framework.

## Supported Calls

`describeSObjects()`, `query()`, `retrieve()`

## Fields

Field Name	Details
<code>AuthProviderId</code>	<p><b>Type</b> reference</p> <p><b>Properties</b> Filter, Group, Nillable, Sort</p> <p><b>Description</b> Salesforce ID of the authentication provider, which defines the service that provides the login process and approves access to the external system.  Only users with the “Customize Application” and “Manage AuthProviders” permissions can view this field.  This field is available in API version 39.0 and later.</p>
<code>CustomConfiguration</code>	<p><b>Type</b> textarea</p> <p><b>Properties</b> Nillable</p> <p><b>Description</b> A JSON-encoded configuration string that defines parameters specific to the type of external data source.</p>

Field Name	Details
DeveloperName	<p><b>Type</b> string</p> <p><b>Properties</b> Filter, Group, Sort</p> <p><b>Description</b> The unique name of the object in the API. This name can contain only underscores and alphanumeric characters, and must be unique in your org. It must begin with a letter, not include spaces, not end with an underscore, and not contain two consecutive underscores. In managed packages, this field prevents naming conflicts on package installations. With this field, a developer can change the object's name in a managed package and the changes are reflected in a subscriber's organization.</p> <p> <b>Note:</b> When creating large sets of data, always specify a unique <code>DeveloperName</code> for each record. If no <code>DeveloperName</code> is specified, performance may slow while Salesforce generates one for each record.</p>
Endpoint	<p><b>Type</b> textarea</p> <p><b>Properties</b> Nillable</p> <p><b>Description</b> The URL of the external system, or if that URL is defined in a named credential, the named credential URL.</p> <p>A named credential URL contains the scheme <code>callout:</code>, the name of the named credential, and an optional path. For example: <code>callout:My_Named_Credential/some_path</code>. You can append a query string to a named credential URL. Use a question mark (?) as the separator between the named credential URL and the query string. For example: <code>callout:My_Named_Credential/some_path?format=json</code>.</p>
isWritable	<p><b>Type</b> boolean</p> <p><b>Properties</b> Defaulted on create, Filter, Group, Sort</p> <p><b>Description</b> Lets the Lightning platform and users in this org create, update, and delete records for external objects associated with the external data source. The external object data is stored outside the org. By default, external objects are read only.</p> <p>Available only for Salesforce Connect external data sources. Available in API version 35.0 and later. However, with the cross-org adapter for Salesforce Connect, you can set this field to <code>true</code> only in API version 39.0 and later.</p>
Language	<p><b>Type</b> picklist</p>

Field Name	Details
	<p><b>Properties</b> Filter, Group, Restricted picklist, Sort</p> <p><b>Description</b> The language of the <code>MasterLabel</code>.</p>
MasterLabel	<p><b>Type</b> string</p> <p><b>Properties</b> Filter, Group, Sort</p> <p><b>Description</b> Master label for the external data source. This internal label doesn't get translated.</p>
NamespacePrefix	<p><b>Type</b> string</p> <p><b>Properties</b> Filter, Group, Nillable, Sort</p> <p><b>Description</b> The namespace prefix that is associated with this object. Each Developer Edition org that creates a managed package has a unique namespace prefix. Limit: 15 characters. You can refer to a component in a managed package by using the <b><i>namespacePrefix__componentName</i></b> notation.</p>
PrincipalType	<p><b>Type</b> picklist</p> <p><b>Properties</b> Filter, Group, Restricted picklist, Sort</p> <p><b>Description</b> Specifies whether the org uses one set (<code>NamedUser</code>), multiple sets (<code>PerUser</code>), or no (<code>Anonymous</code>) credentials to access the external system. Each set of credentials corresponds to a login account on the external system. Corresponds to <code>Identity Type</code> in the user interface.</p>
Protocol	<p><b>Type</b> picklist</p> <p><b>Properties</b> Filter, Group, Restricted picklist, Sort</p> <p><b>Description</b> Specifies whether to use OAuth, password authentication, or no authentication to access the external system.</p> <p>Some types of external data sources support only one value.</p> <ul style="list-style-type: none"> <li>For cloud-based Files Connect external systems, select <b>OAuth 2.0</b>.</li> <li>For on-premises systems, select <b>Password Authentication</b>.</li> </ul>

Field Name	Details
	<ul style="list-style-type: none"> <li>For Simple URL data sources, select <b>No Authentication</b>.</li> </ul>
Repository	<p><b>Type</b> string</p> <p><b>Properties</b> Filter, Group, Nillable, Sort</p> <p><b>Description</b> Used for SharePoint Online. An optional name of the repository in the data source. Not applicable to all data source types.</p>
Type	<p><b>Type</b> picklist</p> <p><b>Properties</b> Filter, Group, Restricted picklist, Sort</p> <p><b>Description</b> Specifies the adapter that connects to the external system.</p>

## Usage

Define an external data source to connect to data or content that's stored outside the Salesforce org. Then create external objects, which map to the external system's data and behave similarly to custom objects.


SEE ALSO:

[ExternalDataUserAuth](#)

[NamedCredential](#)

## ExternalDataUserAuth

Stores authentication settings for a Salesforce user to access an external system. The external system must be defined in an external data source or a named credential that's configured to use per-user authentication. This object is available in API version 27.0 and later.

 **Note:** All credentials stored within this entity are encrypted under a framework that is consistent with other encryption frameworks on the platform. Salesforce encrypts your credentials by auto-creating org-specific keys. Credentials encrypted using the previous encryption scheme have been migrated to the new framework.

## Supported Calls

`create()`, `delete()`, `describeSObjects()`, `query()`, `retrieve()`, `update()`, `upsert()`

## Fields

Field Name	Details
AuthProviderId	<p><b>Type</b> reference</p> <p><b>Properties</b> Filter, Group, Nillable, Sort</p> <p><b>Description</b> Salesforce ID of the authentication provider, which defines the service that provides the login process and approves access to the external system.</p> <p>Only users with the “Customize Application” and “Manage AuthProviders” permissions can view this field.</p> <p>This field is available in API version 39.0 and later.</p>
ExternalDataSourceId	<p><b>Type</b> reference</p> <p><b>Properties</b> Create, Filter, Group, Sort</p> <p><b>Description</b> Salesforce ID of the external data source or named credential that defines the external system.</p>
Password	<p><b>Type</b> encrypted string</p> <p><b>Properties</b> Create, Nillable, Update</p> <p><b>Description</b> Password portion of the credentials for the Salesforce user to access the external system.</p>
Protocol	<p><b>Type</b> picklist</p> <p><b>Properties</b> Create, Defaulted on create, Filter, Group, Nillable, Restricted picklist, Sort, Update</p> <p><b>Description</b> Specifies whether to use OAuth, password authentication, or no authentication when the user accesses the external system.</p>
UserId	<p><b>Type</b> reference</p> <p><b>Properties</b> Create, Defaulted on create, Filter, Group, Nillable, Sort, Update</p>

Field Name	Details
	<p><b>Description</b></p> <p>ID of the Salesforce user who's accessing the external system.</p>
Username	<p><b>Type</b></p> <p>string</p> <p><b>Properties</b></p> <p>Create, Filter, Group, Nillable, Sort, Update</p> <p><b>Description</b></p> <p>Username portion of the credentials for the Salesforce user to access the external system.</p>

## Usage

These authentication settings enable a Salesforce user to access an external system. The external system is defined in Salesforce as one of the following.

- External data source—Provides access to external objects, whose data is stored outside the Salesforce organization.
- Named credential—Enables the user's actions to trigger authenticated callouts to the endpoint that's specified in the named credential.

If you grant users access to the external data source or named credential via permission sets or profiles, those users can manage their own authentication settings. See "Store Authentication Settings for External Systems" in the Salesforce Help.

SEE ALSO:

[ExternalDataSource](#)

[NamedCredential](#)

## ExternalSocialAccount


Represents a managed social media account on a social network such as Facebook or Twitter. This object is available in API version 29.0 and later.

## Supported Calls

`describeSObjects()`, `query()`, `retrieve()`

## Fields

Field Name	Details
AuthorizedBy	<p><b>Type</b></p> <p>string</p>

Field Name	Details
	<p><b>Properties</b> Filter, Group, Nillable, Sort</p> <p><b>Description</b> Name of the Radian6 user who added the social account to Radian6.</p>
DataSourceId	<p><b>Type</b> string</p> <p><b>Properties</b> Filter, Group, Nillable, Sort</p> <p><b>Description</b> ID of the Radian6 data source for the social account.</p>
DefaultResponseAccountId	<p><b>Type</b> reference</p> <p><b>Properties</b> Filter, Group, Nillable, Sort</p> <p><b>Description</b> ID of the managed social account to use by default when responding.</p>
DeveloperName	<p><b>Type</b> string</p> <p><b>Properties</b> Filter, Group, Sort</p> <p><b>Description</b> The unique name of the record in the API. This name can contain only underscores and alphanumeric characters, and must be unique in your org. It must begin with a letter, not include spaces, not end with an underscore, and not contain two consecutive underscores. This field is automatically generated but you can supply your own value if you create the record using the API.</p> <p> <b>Note:</b> When creating large sets of data, always specify a unique <code>DeveloperName</code> for each record. If no <code>DeveloperName</code> is specified, performance may slow while Salesforce generates one for each record.</p>
ExternalAccountId	<p><b>Type</b> string</p> <p><b>Properties</b> Filter, Group, Sort</p> <p><b>Description</b> ID of the social account on the social network.</p>

Field Name	Details
ExternalPictureURL	<p><b>Type</b> url</p> <p><b>Properties</b> Filter, Group, Nillable, Sort</p> <p><b>Description</b> URL to the picture of the social account on the social network.</p>
IsActive	<p><b>Type</b> boolean</p> <p><b>Properties</b> Defaulted on create, Filter, Group, Sort</p> <p><b>Description</b> Specifies whether the social account is active or not.</p>
IsAuthenticated	<p><b>Type</b> boolean</p> <p><b>Properties</b> Defaulted on create, Filter, Group, Sort</p> <p><b>Description</b> Specifies whether the social account is authenticated or not.</p>
IsCaseCreationEnabled	<p><b>Type</b> boolean</p> <p><b>Properties</b> Defaulted on create, Filter, Group, Sort</p> <p><b>Description</b> Specifies whether case creation for the social account is enabled or not.</p>
IsDataSourceActive	<p><b>Type</b> boolean</p> <p><b>Properties</b> Defaulted on create, Filter, Group, Sort</p> <p><b>Description</b> Specifies whether the data source is active or not.</p>
Language	<p><b>Type</b> picklist</p> <p><b>Properties</b> Filter, Group, Restricted picklist, Sort</p> <p><b>Description</b> Specifies the language of the social account.</p>



Field Name	Details
MasterLabel	<p><b>Type</b> string</p> <p><b>Properties</b> Filter, Group, Sort</p> <p><b>Description</b> Master label for the social account. This display value is the internal label and does not get translated.</p>
ProfileUrl	<p><b>Type</b> url</p> <p><b>Properties</b> Filter, Group, Nillable, Sort</p> <p><b>Description</b> URL for the profile.</p>
Provider	<p><b>Type</b> picklist</p> <p><b>Properties</b> Filter, Group, Restricted picklist, Sort</p> <p><b>Description</b> Social network, such as Facebook or Twitter, of the social account.</p>
ProviderUserId	<p><b>Type</b> string</p> <p><b>Properties</b> Filter, Group, Sort</p> <p><b>Description</b> User ID for the social network of the social account.</p>
RuleId	<p><b>Type</b> string</p> <p><b>Properties</b> Filter, Group, Nillable, Sort</p> <p><b>Description</b> ID of the Radian6 rule for the account.</p>
SocialPropertyId	<p><b>Type</b> string</p> <p><b>Properties</b> Filter, Group, Nillable, Sort</p>

Field Name	Details
	<p><b>Description</b> ID of the Radian6 social property for the account.</p>
TopicId	<p><b>Type</b> string</p> <p><b>Properties</b> Filter, Group, Nillable, Sort</p> <p><b>Description</b> ID of the topic for the social account.</p>
UniqueName	<p><b>Type</b> string</p> <p><b>Properties</b> Filter, Group, Nillable, Sort</p> <p><b>Description</b> Unique name for the social account.</p>
Username	<p><b>Type</b> string</p> <p><b>Properties</b> Filter, Group, Nillable, Sort</p> <p><b>Description</b> Username for the social account.</p>

## Usage

Although available, many of the Radian6-related fields are no longer accurate or used. We recommend using [Social Engagement Resources](#) in *Connect REST API Developer Guide*.

## FeedAttachment

Represents an attachment to a feed item, such as a file attachment or a link. Use FeedAttachment to add various attachments to one feed item. This object is available in API version 36.0 and later.

## Supported Calls

`create()`, `delete()`, `describeSObjects()`, `isEnabled()`, `query()`, `retrieve()`, `update()`

## Special Access Rules

- You can read, create, update, or delete a FeedAttachment only if you have the corresponding access to the associated FeedItem.

- Inline images aren't creatable, updatable, or deletable through SOAP API.

## Fields

Field Name	Details
FeedEntityId	<p><b>Type</b> reference</p> <p><b>Properties</b> Create, Filter, Group, Sort</p> <p><b>Description</b> The ID of the associated feed entity that contains this attachment.</p>
RecordId	<p><b>Type</b> reference</p> <p><b>Properties</b> Create, Filter, Group, Nillable, Sort</p> <p><b>Description</b> The ID of the record that this feed attachment contains. For inline images, <code>RecordId</code> is a <code>ContentDocument</code> ID. For content attachments, <code>RecordId</code> is a <code>ContentVersion</code> ID, For feed items, <code>RecordId</code> is a <code>FeedItem</code> ID.</p>
Title	<p><b>Type</b> string</p> <p><b>Properties</b> Create, Filter, Group, Nillable, Sort, Update</p> <p><b>Description</b> The title of this feed attachment. When <code>Type</code> is <code>Link</code>, <code>Title</code> value is the label for the attachment link. Otherwise, <code>Title</code> value isn't used.</p>
Type	<p><b>Type</b> picklist</p> <p><b>Properties</b> Create, Filter, Group, Restricted picklist, Sort</p> <p><b>Description</b> The type of this feed attachment. Valid values are:</p> <ul style="list-style-type: none"> <li>• 0 <code>Content</code>—A content attachment.</li> <li>• 1 <code>InlineImage</code>—An inline image. The system creates an inline image attachment when an image is added to the body of the associated <code>FeedItem</code>. You can't add an inline image directly using <code>FeedAttachment</code>.</li> <li>• 2 <code>Link</code>—A link.</li> <li>• 3 <code>FeedEntity</code>—A feed entity, for example, a post that is shared. Available in API version 39 and later in Lightning Experience.</li> </ul>

Field Name	Details
	<ul style="list-style-type: none"> <li>4 <code>ChatterExtension</code>—a Rich Publisher App that's integrated with the Chatter publisher.</li> <li>5 <code>Record</code>—A record.</li> </ul>
Value	<p><b>Type</b> string</p> <p><b>Properties</b> Create, Filter, Nillable, Sort, Update</p> <p><b>Description</b> The string value of this FeedAttachment. This field is optional. If the feed attachment is a Link FeedAttachment, the value is the link URL string.</p>

## Usage

- This Apex example shows how to add an attachment to a Lead using API version 36.0 and later. First, post a feed item.

```
//create and insert post
FeedItem post = new FeedItem();
post.Body = 'HelloThere';
post.ParentId = 'ID_OF_LEAD_ENTITY';
post.Title = 'FileName';
insert post;
```

Then insert the attachment.

```
//create and associate a content attachment to the post
FeedAttachment feedAttachment = new FeedAttachment();
feedAttachment.FeedEntityId = post.Id;
feedAttachment.RecordId = 'ID_OF_CONTENT_VERSION';
feedAttachment.Title = 'FileName';
feedAttachment.Type = 'CONTENT';
insert feedAttachment;
```

- You can create only one link attachment (`FeedAttachment` of type `Link`) per feed item.
- If the feed item type is one of the following, you can add content or link feed attachments to a `FeedItem`.
  - `AdvancedTextPost`
  - `TextPost`
  - `ContentPost`
  - `LinkPost`
  - `QuestionPost`
- When a `FeedAttachment` is added or removed from a feed item, Salesforce updates the type of the feed item to its most appropriate value, as follows.
  - If all content feed attachments are removed from a feed item of type `ContentPost`, the type of this feed item is updated to `TextPost`.

- Conversely, if a content feed attachment is added to a feed item of type `TextPost`, the type of this feed item is updated to `ContentPost`.
  - If all link feed attachments are removed from a feed item of type `LinkPost`, the type of this feed item is updated to `TextPost`.
  - Conversely, if a link feed attachment is added to a feed item of type `TextPost`, the type of this feed item is updated to `LinkPost`.
  - The type of all other feed items, such as `QuestionPost` or `AdvancedTextPost` feed items, doesn't change when any feed attachments are added or removed.
  - If a content feed attachment is added to a feed item of type `LinkPost`, the feed item type is updated to `ContentPost`.
  - If all content attachments are removed from a feed item of type `ContentPost`, but there's also a link attachment, the feed item type is updated to `LinkPost`.
- Users without administrator privileges can't retrieve a `FeedAttachment` by its ID in a SOQL query. They can retrieve attachments by specifying the associated `FeedEntityId`, as follows:

```
SELECT Id FROM FeedAttachment WHERE FeedEntityId = 'some_feedItem_id'
```

- Alternatively, retrieve attachments by using a SOQL query on `FeedItem` with a subquery on the `FeedAttachments` child relationship, as follows.

```
SELECT Body, (SELECT RecordId, Title, Type, Value FROM FeedAttachments)
FROM FeedItem
WHERE Id = 'some_feedItem_id'
```

- `FeedAttachment` is not a triggerable object. You can access feed attachments in `FeedItem` *update* triggers by retrieving them through a SOQL query. For a trigger example, and to learn about trigger considerations for `FeedAttachment`, see [Triggers for Chatter Objects](#) in the *Apex Developer Guide*.

## FeedComment

---

Represents a comment added to a feed by a user. This object is available in API version 18.0 and later.

### Supported Calls


`create()`, `delete()`, `describeSObjects()`, `getDeleted()`, `getUpdated()`, `query()`, `retrieve()`, `search()`, `update()`, `upsert()`

### Special Access Rules

Note the following when working with feed comments.

- You must have read access to the feed's parent type to see a `FeedComment` record.
- You must have access to the feed to add a comment.
- If the comment is related to a user record, the user can delete the comment. For example, if John Smith makes a comment on Sasha Jones' profile feed, Sasha can delete the comment.
- If the context user has the `Insert System Field Values for Chatter Feeds` user permission, the `create` field property is available on `CreatedBy` and `CreatedDate` system fields. During migration, the context user can set these fields to the original post's author and creation date. The fields can't be updated after migration.

You can delete all feed items you created. To delete feed items you didn't create, you must have one of these permissions:

- Modify All Data
- Modify All on the object associated with the feed and delete permission on the parent feed
- Moderate Chatter
  -  **Note:** Users with the Moderate Chatter permission can delete only the feed items and comments they can see.
- Manage Unlisted Groups
  - Only users with this permission can delete items in unlisted groups.

## Fields

Field	Details
CommentBody	<p><b>Type</b> textarea</p> <p><b>Properties</b> Create, Filter, Sort, Update</p> <p><b>Description</b> The text in the comment.</p>
CommentType	<p><b>Type</b> reference</p> <p><b>Properties</b> Create, Filter, Group, Nillable, Restricted picklist, Sort</p> <p><b>Description</b> The type of comment:</p> <ul style="list-style-type: none"> <li>• <code>ContentComment</code>—an uploaded file on a comment</li> <li>• <code>TextComment</code>—a direct text entry on a comment</li> </ul> <p>Before API version 24.0, a text entry was required on a comment. As of version 24.0, a text entry is optional if the <code>CommentType</code> is <code>ContentComment</code>.</p>
FeedItemId	<p><b>Type</b> reference</p> <p><b>Properties</b> Create, Filter, Group, Sort</p> <p><b>Description</b> ID of the feed item containing the comment.</p>
HasEntityLinks	<p><b>Type</b> boolean</p> <p><b>Properties</b> Defaulted on create, Filter, Group, Sort</p>



Field	Details
IsVerified	<p><b>Type</b> boolean</p> <p><b>Properties</b> Defaulted on create, Filter, Group, Sort</p> <p><b>Description</b> Determines whether a comment on a question is marked as Company Verified. This field is available in API version 41.0 and later.</p>
LastEditById	<p><b>Type</b> reference</p> <p><b>Properties</b> Create, Filter, Group, Nillable, Sort</p> <p><b>Description</b> ID of the user who last edited the feed comment.</p>
LastEditDate	<p><b>Type</b> datetime</p> <p><b>Properties</b> Create, Filter, Nillable, Sort</p> <p><b>Description</b> The date the feed comment was last edited.</p>
ParentId	<p><b>Type</b> reference</p> <p><b>Properties</b> Filter, Group, Nillable, Sort</p> <p><b>Description</b> ID of a record associated with the feed comment. For example, if you are commenting on a change to a field on Account, <code>ParentId</code> is set to the account ID.</p>
RelatedRecordId	<p><b>Type</b> reference</p> <p><b>Properties</b> Create, Group, Nillable, Sort</p> <p><b>Description</b> ID of the ContentVersion record associated with a <code>ContentComment</code>. This field is null for all comments except <code>ContentComment</code>. For example, set this field to an existing ContentVersion ID and set the <code>CommentType</code> to <code>ContentComment</code>.</p>



Field	Details
Revision	<p><b>Type</b> int</p> <p><b>Properties</b> Create, Filter, Group, Nillable, Sort</p> <p><b>Description</b> The number of times the comment was revised.</p>
Status	<p><b>Type</b> picklist</p> <p><b>Properties</b> Create, Group, Nillable, Restricted picklist, Sort, Update</p> <p><b>Description</b> Specifies whether this feed comment is published and visible to all who have access to the parent feed item. To make changes to a comment's status, the comment's parent feed item must be in a published state. This field is available in API version 38.0 and later.</p> <p>Possible values are:</p> <ul style="list-style-type: none"> <li>• <b>Published</b>—The comment is visible to all who have access to the parent feed item.</li> <li>• <b>PendingReview</b>—The comment is visible to its author and to users who can see the parent feed item and have View All Data or Can Approve Feed Post and Comment permission. The comment can be deleted by its author and users who can see the comment and have Can Approve Feed Post and Comment or Modify All Data permission. If the parent feed item is published, the comment can be edited by its author and users who can see the comment and have Can Approve Feed Post and Comment or Modify All Data permission. Comment status can be changed from Published to PendingReview and from PendingReview to Published by users who have Can Approve Feed Post and Comment or Modify All Data permission.</li> </ul> <p>Some actions are blocked when a feed comment is pending review:</p> <ul style="list-style-type: none"> <li>– <b>Select as Best</b>—When a feed comment that is marked as best answer becomes unpublished, it's removed as the best answer. If the comment is published, its best answer status is not restored.</li> <li>– <b>Like and unlike</b></li> </ul>
SystemModstamp	<p><b>Type</b> datetime</p> <p><b>Properties</b> Defaulted on create, Filter</p> <p><b>Description</b> Date and time when a user or automated process (such as a trigger) last modified this record. In this context, "trigger" refers to Salesforce code that runs to implement standard functionality, and not an Apex trigger. <code>SystemModstamp</code> is a read-only <a href="#">system field</a>, available in FeedComment as of API version 37.0.</p>

## Usage

- As of API version 23.0 and later, if you have View All Data permission, you can query FeedComment records directly without an ID filter. If you don't have View All Data permission, you can't query FeedComment records directly, with or without an ID filter.

For example, the following query returns general information about a feed:

```
SELECT ID, CreatedDate, CreatedById, CreatedBy.FirstName,
       CreatedBy.LastName, ParentId, Parent.Name, Body
FROM FeedItem
WHERE CreatedDate > LAST_MONTH
ORDER BY CreatedDate DESC, Id DESC
```

- You can search for text in comments using SOSL. For example, the following Java class uses `search()` to find the string "foo" in any field of a record:

```
public void searchSample() {
    try {
        SearchResult sr = connection.search("find {foo} in all fields " +
            "returning feedcomment(Id, FeedItemId, CommentBody)");
        // Put the results into an array of SearchRecords
        SearchRecord[] records = sr.getSearchRecords();
        // Check the length of the returned array of records to see
        // if the search found anything
        if (records != null && records.length > 0) {
            System.out.println("Found " + records.length + " comments: ");
            // Display each comment
            for (SearchRecord record : records) {
                FeedComment comment = (FeedComment) record.getRecord();
                System.out.println(comment.getId() + ": " +
                    comment.getCommentBody());
            }
        } else {
            System.out.println("No records were found for the search.");
        }
    } catch (ConnectionException ce) {
        ce.printStackTrace();
    }
}
```

- If you use an Apex trigger to modify the `Body` of a FeedComment object, all mentions hyperlinks are converted to plain text. The mentioned users don't get email notifications.



**Note:** This object is hard deleted. It isn't sent to the Recycle Bin.

SEE ALSO:

[Custom Object\\_\\_Feed](#)

## FeedItem

FeedItem represents an entry in the feed, such as changes in a record feed, including text posts, link posts, and content posts. This object is available in API version 21.0 and later. This object replaces FeedPost.

## Supported Calls

`create()`, `delete()`, `describeSObjects()`, `describeLayout()`, `getDeleted()`, `getUpdated()`, `query()`, `retrieve()`, `search()`, `update()`, `upsert()`

## Special Access Rules

- You can delete all feed items you created. To delete feed items you didn't create, you must have one of these permissions:
  - Modify All Data
  - Modify All on the feed item's parent object, for example, Account for a feed item on an account feed
  - Moderate Chatter



**Note:** Users with the Moderate Chatter permission can delete only the feed items and comments that they can see.

Only users with this permission can delete items in unlisted groups.



- Guest users can't insert system field values for Chatter feeds. Even if you try to assign the `CanInsertFeedSystemFields` permission to a Guest User, the permission isn't granted.

Only users with the Modify All Data permission can delete a feed item of `Type TrackedChange`.

If the context user has the Insert System Field Values for Chatter Feeds user permission, the `create` field property is available on `CreatedBy` and `CreatedDate` system fields. During migration, the context user can set these fields to the original post's author and creation date. The fields can't be updated after migration.

## Fields


Field Name	Details
<code>BestCommentId</code>	<p><b>Type</b> reference</p> <p><b>Properties</b> Filter, Group, Nillable, Sort</p> <p><b>Description</b> The ID of the comment marked as best answer on a question post.</p>
<code>Body</code>	<p><b>Type</b> textarea</p> <p><b>Properties</b> Create, Nillable, Sort, Update</p> <p><b>Description</b> The body of the feed item. Required when <code>Type</code> is <code>TextPost</code> or <code>AdvancedTextPost</code>. Optional when <code>Type</code> is <code>ContentPost</code> or <code>LinkPost</code>.</p> <p>Although a value for <code>Body</code> is not required for the <code>ContentPost</code> type, an attachment is required. If an attachment isn't present, the type changes to</p>

Field Name	Details
	<p><code>TextPost</code> or <code>AdvancedTextPost</code>, depending on the API version. <code>TextPost</code> and <code>AdvancedTextPost</code> do require a value for <code>Body</code>.</p> <p> <b>Tip:</b> See the <code>IsRichText</code> field for a list of HTML tags supported in the body of rich text posts.</p>
<code>CommentCount</code>	<p><b>Type</b> int</p> <p><b>Properties</b> Filter, Group, Sort</p> <p><b>Description</b> The number of comments associated with this feed item.</p> <p> <b>Tip:</b> In a feed that supports pre-moderation, <code>CommentCount</code> isn't updated until a comment is published. For example, say that you comment on a post that already has one published comment and your comment triggers moderation. Now there are two comments on the post, but the count says there's only one. In a moderated feed, comments aren't counted until approved by an admin or someone with <code>Can Approve Feed Post and Comment</code> or <code>Modify All Data</code>.</p> <p>Feed moderation has implications on how you retrieve feed comments. In a moderated feed, rather than retrieving comments by looping through <code>CommentCount</code>, go through pagination until the end of comments is returned.</p>
<code>ConnectionId</code>	<p><b>Type</b> reference</p> <p><b>Properties</b> Filter, Group, Nillable, Sort</p> <p><b>Description</b> When a <code>PartnerNetworkConnection</code> modifies a record that is tracked, the <code>CreatedBy</code> field contains the ID of the system administrator. The <code>ConnectionId</code> contains the ID of the <code>PartnerNetworkConnection</code>. Available if <code>Salesforce to Salesforce</code> is enabled for your organization.</p>
<code>ContentData</code>	<p><b>Type</b> base64</p> <p><b>Properties</b> Create, Nillable</p> <p><b>Description</b> This field was removed in API version 35.0, and is available in earlier versions for backward compatibility only. This field is required if <code>Type</code> is <code>ContentPost</code>. Encoded file data in any format, and can't be 0 bytes. Setting this field automatically sets <code>Type</code> to <code>ContentPost</code>.</p>

Field Name	Details
ContentDescription	<p><b>Type</b> textarea</p> <p><b>Properties</b> Create, Nillable, Sort</p> <p><b>Description</b> This field was removed in API version 35.0, and is available in earlier versions for backward compatibility only. The description of the file specified in <code>ContentData</code>.</p>
ContentFileName	<p><b>Type</b> string</p> <p><b>Properties</b> Create, Group, Nillable, Sort</p> <p><b>Description</b> This field was removed in API version 35.0, and is available in earlier versions for backward compatibility only. The name of the file uploaded to the feed. Setting <code>ContentFileName</code> automatically sets <code>Type</code> to <code>ContentPost</code>.</p>
ContentSize	<p><b>Type</b> int</p> <p><b>Properties</b> Group, Nillable, Sort</p> <p><b>Description</b> This field was removed in API version 35.0, and is available in earlier versions for backward compatibility only. This field is the size of the file (in bytes) uploaded to the feed. This field is read-only and is automatically determined during insert.</p>
ContentType	<p><b>Type</b> string</p> <p><b>Properties</b> Group, Nillable, Sort</p> <p><b>Description</b> This field was removed in API version 35.0, and is available in earlier versions for backward compatibility only. This field is the MIME type of the file uploaded to the feed. This field is read-only and is automatically determined during insert.</p>
FeedPostId	<p><b>Type</b> reference</p> <p><b>Properties</b> Filter, Group, Nillable, Sort</p>

Field Name	Details
	<p><b>Description</b></p> <p>This field was removed in API version 22.0, and is available in earlier versions for backward compatibility only.</p> <p>ID of the associated FeedPost. A FeedPost represents the following types of changes in a feed item: changes to tracked fields, text posts, link posts, and content posts.</p>
HasContent	<p><b>Type</b></p> <p>boolean</p> <p><b>Properties</b></p> <p>Defaulted on create, Filter, Group, Sort</p> <p><b>Description</b></p> <p>Indicates whether the feed item has content.</p>
HasFeedEntity	<p><b>Type</b></p> <p>boolean</p> <p><b>Properties</b></p> <p>Defaulted on create, Filter, Group, Sort</p> <p><b>Description</b></p> <p>Indicates whether the feed item has a feed entity, for example, a post, as an attachment. Available in API version 39 and later when sharing a feed entity in Lightning Experience.</p>
HasLink	<p><b>Type</b></p> <p>boolean</p> <p><b>Properties</b></p> <p>Defaulted on create, Filter, Group, Sort</p> <p><b>Description</b></p> <p>Indicates whether the feed item has a link attached.</p>
HasVerifiedComment	<p><b>Type</b></p> <p>boolean</p> <p><b>Properties</b></p> <p>Defaulted on create, Filter, Group, Sort</p> <p><b>Description</b></p> <p>Determines whether a question has an answer that is marked as Company Verified.</p> <p>This field is available in API version 41.0 and later.</p>
InsertedById	<p><b>Type</b></p> <p>reference</p> <p><b>Properties</b></p> <p>Filter, Group, Sort</p>



Field Name	Details
	<ul style="list-style-type: none"> <li>• <code>&lt;ul&gt;</code></li> <li>• <code>&lt;ol&gt;</code></li> <li>• <code>&lt;li&gt;</code></li> <li>• <code>&lt;img&gt;</code></li> </ul> <p>The <code>&lt;img&gt;</code> tag is accessible only via the API and must reference files in Salesforce similar to this example: <code>&lt;img src="sfdc://069B0000000omjh"&gt;&lt;/img&gt;</code></p> <p> <b>Note:</b> In API version 35.0 and later, the system replaces special characters in rich text with escaped HTML. In API version 34.0 and prior, all rich text appears as a plain-text representation.</p>
LastEditById	<p><b>Type</b> reference</p> <p><b>Properties</b> Create, Filter, Group, Nillable, Sort</p> <p><b>Description</b> ID of the user who last edited the feed item.</p>
LastEditDate	<p><b>Type</b> datetime</p> <p><b>Properties</b> Create, Filter, Nillable, Sort</p> <p><b>Description</b> The date the feed item was last edited.</p>
LikeCount	<p><b>Type</b> int</p> <p><b>Properties</b> Filter, Group, Sort</p> <p><b>Description</b> The number of likes associated with this feed item.</p>
LinkUrl	<p><b>Type</b> url</p> <p><b>Properties</b> Create, Nillable, Sort</p> <p><b>Description</b> The URL of a <code>LinkPost</code>.</p>
NetworkScope	<p><b>Type</b> picklist</p>



Field Name	Details
	<p><b>Properties</b> Create, Filter, Group, Nillable, Restricted picklist, Sort</p> <p><b>Description</b> Specifies whether this feed item is available in the default community, a specific community, or all communities. This field is available in API version 26.0 and later, if Salesforce Communities are enabled for your organization.</p> <p><code>NetworkScope</code> can have the following values:</p> <ul style="list-style-type: none"> <li><code>NetworkId</code>—The ID of the community in which the FeedItem is available. If left empty, the feed item is only available in the default community.</li> <li><code>AllNetworks</code>—The feed item is available in all communities.</li> </ul> <p>Note the following exceptions for <code>NetworkScope</code>:</p> <ul style="list-style-type: none"> <li>Only feed items with a Group or User parent can set a <code>NetworkId</code> or a null value for <code>NetworkScope</code>.</li> <li>For feed items with a record parent, users can set <code>NetworkScope</code> only to <code>AllNetworks</code>.</li> <li>You can't filter a feed item on the <code>NetworkScope</code> field.</li> </ul>
ParentId	<p><b>Type</b> reference</p> <p><b>Properties</b> Create, Filter, Group, Sort</p> <p><b>Description</b> ID of the object type to which the feed item is related. For example, set this field to a <code>UserId</code> to post to someone's profile feed, or an <code>AccountId</code> to post to a specific account.</p>
RelatedRecordId	<p><b>Type</b> reference</p> <p><b>Properties</b> Create, Group, Nillable, Sort</p> <p><b>Description</b> ID of the ContentVersion record associated with a <code>ContentPost</code>. For WDC thanks posts, it's the ID of the WorkThanks object associated with a <code>RypplePost</code>. This field is typically null for all posts except <code>ContentPost</code> and <code>RypplePost</code>.</p> <p>For example, set this field to an existing ContentVersion ID and post it to a feed with <code>Type</code> set to <code>ContentPost</code>.</p>
Revision	<p><b>Type</b> int</p>

Field Name	Details
	<p><b>Properties</b> Create, Filter, Group, Nillable, Sort</p> <p><b>Description</b> The revision number of the feed item.</p>
Status	<p><b>Type</b> picklist</p> <p><b>Properties</b> Create, Defaulted on create, Group, Nillable, Restricted picklist, Sort, Update</p> <p><b>Description</b> Specifies whether this feed item is published and visible to all who can access the feed. This field is available in API version 37.0 and later.</p> <p>Possible values are:</p> <ul style="list-style-type: none"> <li>• <code>Published</code>—The item's visible to all with access to the feed.</li> <li>• <code>PendingReview</code>—The item's visible to its author and users who see the item and have View All Data or Can Approve Feed Post and Comment permission. Some people can delete and edit the item. They include the author and users who see the item and have Can Approve Feed Post and Comment or Modify All Data permission.</li> </ul> <p>Some actions are blocked when a feed item is pending review:</p> <ul style="list-style-type: none"> <li>- Comment</li> <li>- Like and unlike</li> <li>- Bookmark</li> <li>- Share</li> </ul>
Title	<p><b>Type</b> string</p> <p><b>Properties</b> Create, Filter, Group, Nillable, Sort, Update</p> <p><b>Description</b> The title of the feed item. When the <code>Type</code> is <code>LinkPost</code>, the <code>LinkUrl</code> is the URL and this field is the link name. The <code>Title</code> field can be updated on posts of <code>Type QuestionPost</code>.</p>
Type	<p><b>Type</b> picklist</p> <p><b>Properties</b> Create, Filter, Group, Nillable, Restricted picklist, Sort</p> <p><b>Description</b> The type of feed item. Except for <code>ContentPost</code>, <code>LinkPost</code>, and <code>TextPost</code>, don't create feed items of other types directly from the API.</p>


## Field Name

## Details

- **ActivityEvent**—indirectly generated event when a user or the API adds a **Task** associated with a feed-enabled parent record (excluding email tasks on cases). Also occurs when a user or the API adds or updates a **Task** or **Event** associated with a case record (excluding email and call logging).  
For a recurring **Task** with **CaseFeed** disabled, one event is generated for the series only. For a recurring **Task** with **CaseFeed** enabled, events are generated for the series and each occurrence.
- **AdvancedTextPost**—created when a user posts a group announcement and, in Lightning Experience as of API version 39.0 and later, when a user shares a post.
- **AnnouncementPost**—Not used.
- **ApprovalPost**—generated when a user submits an approval.
- **BasicTemplateFeedItem**—Not used.
- **CanvasPost**—a post made by a canvas app posted on a feed.
- **CollaborationGroupCreated**—generated when a user creates a public group.
- **CollaborationGroupUnarchived**—Not used.
- **ContentPost**—a post with an attached file.
- **CreatedRecordEvent**—generated when a user creates a record from the publisher.
- **DashboardComponentAlert**—generated when a dashboard metric or gauge exceeds a user-defined threshold.
- **DashboardComponentSnapshot**—created when a user posts a dashboard snapshot on a feed.
- **LinkPost**—a post with an attached URL.
- **PollPost**—a poll posted on a feed.
- **ProfileSkillPost**—generated when a skill is added to a user’s Chatter profile.
- **QuestionPost**—generated when a user posts a question.
- **ReplyPost**—generated when Chatter Answers posts a reply.
- **RypplePost**—generated when a user creates a Thanks badge in WDC.
- **TextPost**—a direct text entry on a feed.
- **TrackedChange**—a change or group of changes to a tracked field.
- **UserStatus**—automatically generated when a user adds a post. Deprecated.

The following values appear in the `Type` picklist for all feed objects but apply only to **CaseFeed**:

- **AttachArticleEvent**—generated event when a user attaches an article to a case.
- **CallLogPost**—generated event when a user logs a call for a case through the user interface. CTI calls also generate this event.

Field Name	Details
	<ul style="list-style-type: none"> <li>• <code>CaseCommentPost</code>—generated event when a user adds a case comment for a case object.</li> <li>• <code>ChangeStatusPost</code>—generated event when a user changes the status of a case.</li> <li>• <code>ChatTranscriptPost</code>—generated event when Chat transcript is saved to a case.</li> <li>• <code>EmailMessageEvent</code>—generated event when an email related to a case object is sent or received.</li> <li>• <code>FacebookPost</code>—generated when a Facebook post is created from a case. Deprecated.</li> <li>• <code>MilestoneEvent</code>—generated when a case milestone is completed or reaches violation status.</li> <li>• <code>SocialPost</code>—generated when a social post is created from a case.</li> </ul> <p> <b>Note:</b> If you set <code>Type</code> to <code>ContentPost</code>, also specify <code>ContentData</code> and <code>ContentFileName</code>.</p>

## Visibility

### Type

picklist

### Properties

Create, Filter, Group, Nillable, Restricted picklist, Sort, Update

### Description

Specifies whether this feed item is available to all users or internal users only. This field is available in API version 26.0 and later, if Salesforce Communities are enabled for your organization.

`Visibility` can have the following values:

- `AllUsers`—The feed item is available to all users who have permission to see the feed item.
- `InternalUsers`—The feed item is available to internal users only.

Note the following exceptions for `Visibility`:

- For record posts, `Visibility` is set to `InternalUsers` for all internal users by default.
- External users can set `Visibility` only to `AllUsers`.
- `Visibility` can be updated on record posts.
- The `Update` property is supported only for feed items posted on records.

## Usage

- When a feed item's `IsClosed` field is set to true, some actions are blocked and others are blocked to most users. This table sets out the actions that are blocked when a feed item is closed.

Action	Availability on a Closed Conversation
Add a comment	Blocked
Answer a question	Blocked
Vote on a poll	Blocked
Edit a feed item or its comments or answers	Blocked to author; available to admins, moderators, and people with the Close Conversation Threads in Feeds permission  Editing is blocked specifically for the feed item title, feed item body, and feed content body fields.
Edit a topic	Available
Delete a feed item or its comments or answers	Blocked to author; available to admins, moderators, and people with the Close Conversation Threads in Feeds permission
Publish a pending review comment (community moderation)	Available to admins and moderators
Like or unlike; upvote or downvote	Available
Select or remove a best answer	Blocked to author; available to admins, moderators, and people with the Close Conversation Threads in Feeds permission
Company verify; remove verification	Available only to people with the Verify Answers to Chatter Questions permission
Flag	Available
Share	Available
Bookmark	Available
Mute and unmute	Available
Escalate to case	Available only to people permitted to escalate a feed item to a case

- This Apex example shows how to add a feed item with an attachment to a lead using API version 36.0 and later. First, post a feed item.

```
//create and insert post
FeedItem post = new FeedItem();
post.Body = 'HelloThere';
post.ParentId = 'ID_OF_LEAD_ENTITY';
post.Title = 'FileName';
insert post;
```

Then insert the attachment.

```
//create and associate a content attachment to the post
FeedAttachment feedAttachment = new FeedAttachment();
feedAttachment.FeedEntityId = post.Id;
feedAttachment.RecordId = 'ID_OF_CONTENT_VERSION';
feedAttachment.Title = 'FileName';
```


```
feedAttachment.Type = 'CONTENT';
insert feedAttachment;
```

- If you are using API version 23.0 or later and have View All Data permission, you can directly query for a FeedItem. The following example returns the 20 most recent feed items.

```
SELECT ID, CreatedDate, CreatedById, CreatedBy.FirstName, CreatedBy.LastName, ParentId,
  Parent.Name, Body,
  (SELECT ID, FieldName, OldValue, NewValue FROM FeedTrackedChanges ORDER BY ID DESC)
FROM FeedItem
WHERE CreatedDate > LAST_MONTH
ORDER BY CreatedDate DESC
```

- If you are using an earlier API version than version 23.0, query FeedItem objects through a feed (such as AccountFeed or OpportunityFeed). The following example returns all feed items for a given account, ordered by date descending:

```
SELECT Id, Type, FeedItem.Body
FROM AccountFeed
WHERE ParentId = AccountId ORDER BY CreatedDate DESC
```

 **Note:** Provide the `ParentId` for API version 22.0 and earlier.

- A feed item of type `UserStatus` is automatically created when a user adds a post to update the status. You can't explicitly create a feed item of type `UserStatus`.
- The `FeedItem` object doesn't support aggregate functions in queries.
- If the context user has the Insert System Field Values for Chatter Feeds user permission, the `create` field property is available on `CreatedBy` and `CreatedDate` system fields. During migration, the context user can set these fields to the original post's author and creation date. The fields can't be updated after migration.
- The size limit for an attachment on a feed is 2 GB.
- You can't use the content fields to update or delete the content.
- You can't filter or update the content fields.
- Deleting a feed item via the API also deletes the associated content. Likewise, undeleting a feed item restores associated content.

 **Note:** This object is hard deleted. It isn't sent to the Recycle Bin.

- After uploading to a feed, it is possible for an attachment or document to be deleted, marked private, or hidden by sharing rules. In this case, all content fields in a `FeedItem` object appear as `null` in a SOQL query.
- You can't explicitly create or delete a [FeedTrackedChange](#) record.
- Imagine that you insert a feed item or feed comment of `Type ContentPost` on a [User](#) or [Group](#) to create a file. Then the `NetworkScope` field value of the feed item is passed to the file.
- If you use an Apex trigger to modify the `Body` of a `FeedItem` object, all mentions hyperlinks are converted to plain text. The mentioned users don't get email notifications.
- If you insert rich text into the feed item body, make sure that the case of the opening and closing HTML tags matches. For example, `<b>This is bold text</B>` generates an error.
- To check file sharing with Apex triggers, write triggers on `ContentDocumentLink` instead of `FeedItem`. For an example, see [ContentDocumentLink](#).
- In API version 36.0 and later, use [FeedAttachment](#) to attach one or more content items to a feed item. As a result of support for multiple attachments through `FeedAttachment`, all fields related to content attachments have been removed. These fields are: `ContentData`, `ContentDescription`, `ContentFileName`, `ContentSize`, and `ContentType`.

- For all API versions of FeedItem, you can't query a FeedItem object using the `System ModStamp` filter.

## FeedLike

---

Indicates that a user has liked a feed item. This object is available in API version 21.0 and later.

FeedLike records represent likes on posts and not likes on comments. Likes on comments can't be queried via the API. A FeedLike is a child object of an associated FeedItem, FeedTrackedChange, or object feed, such as AccountFeed.

## Supported Calls

`create()`, `delete()`, `describeSObjects()`

## Special Access Rules

If the context user has the Insert System Field Values for Chatter Feeds user permission, the `create` field property is available on `CreatedBy` and `CreatedDate` system fields. During migration, the context user can set these fields to the original post's author and creation date. The fields can't be updated after migration.

## Fields

Field Name	Details
<code>FeedItemId</code>	<p><b>Type</b> reference</p> <p><b>Properties</b> Create, Filter, Group, Nillable, Sort</p> <p><b>Description</b> ID of the feed item that the user liked.</p>
<code>FeedEntityId</code>	<p><b>Type</b> reference</p> <p><b>Properties</b> Create, Filter, Group, Nillable, Sort</p> <p><b>Description</b> The ID of a feed item or feed comment the user liked. If the user liked a comment, <code>FeedEntityId</code> is set to the ID of the comment. If the user liked a feed item, <code>FeedEntityId</code> is set to the ID of the feed item. This field is optional. The default value is the ID of the feed item.</p>
<code>InsertedById</code>	<p><b>Type</b> reference</p> <p><b>Properties</b> Filter, Group, Sort</p>

Field Name	Details
	<p><b>Description</b></p> <p>ID of the user who added this item to the feed. For example, if an application migrates posts and comments from another application into a feed, the <code>InsertedBy</code> value is set to the ID of the context user.</p>

## Usage

You can't query FeedLike records directly. They can only be queried via the entity feed, such as AccountFeed.

FeedLike records represent likes on posts and not likes on comments. Likes on comments can't be queried via the API.

## FeedPollChoice

Shows the choices for a poll posted in the feed. This object is available in API version 29.0 and later.

## Supported Calls

`query()`, `retrieve()`

## Special Access Rules

To delete feed items they didn't create, users must have one of these permissions:

- Modify All Data
- Modify All on the parent object, for example on Account for a poll on an AccountFeed
- Moderate Chatter

 **Note:** Users with the Moderate Chatter permission can delete only the feed items and comments they can see.

Only users with this permission can delete items in unlisted groups.

## Fields

Field Name	Details
ChoiceBody	<p><b>Type</b></p> <p>textarea</p> <p><b>Properties</b></p> <p>Group</p> <p><b>Description</b></p> <p>A choice in the poll.</p>



Field Name	Details
FeedItemId	<p><b>Type</b> reference</p> <p><b>Properties</b> Filter, Group, Sort</p> <p><b>Description</b> ID of the feed item for the poll.</p>
Position	<p><b>Type</b> int</p> <p><b>Properties</b> Group, Sort</p> <p><b>Description</b> Shows the position of the poll choice.</p>

## Usage

Use this object to query all of the choices associated with a particular poll. To view how people voted on the poll, see the FeedPollVote object.

## FeedPollVote

Shows how users voted on a poll posted in the feed. This object is available in API version 29.0 and later.

## Supported Calls

`describeSObjects()`, `query()`, `retrieve()`

## Fields

Field Name	Details
ChoiceId	<p><b>Type</b> reference</p> <p><b>Properties</b> Filter, Group</p> <p><b>Description</b> Indicates which choice a user selected on a poll posted in a feed.</p>
FeedItemId	<p><b>Type</b> reference</p>

Field Name	Details
	<p><b>Properties</b> Filter, Group, Sort</p> <p><b>Description</b> ID of the feed item for the poll.</p>

## Usage

Use this object to query how users voted on a particular poll.

## FeedPost

FeedPost represents the following types of changes in a record feed, such as AccountFeed: text posts, link posts, and content posts. This object is available in API version 18.0 through 21.0. FeedPost is no longer available in later versions. Starting with API version 21.0, use FeedItem to represent text posts, link posts, and content posts in feeds.

## Supported Calls

`create()`, `delete()`, `describeSOBJECTS()`, `search()`

## Special Access Rules

You can delete all feed items you created. To delete feed items you didn't create, you must have one of these permissions:

- "Modify All Data"
- "Modify All" on the object associated with the feed and delete permission on the parent feed
- "Moderate Chatter"



**Note:** Users with the "Moderate Chatter" permission can delete only the feed items and comments they can see.

- Manage Unlisted Groups

Only users with this permission can delete items in unlisted groups.

Only users with the Modify All Data permission can delete a feed item of `Type TrackedChange`.


If the context user has the Insert System Field Values for Chatter Feeds user permission, the `create` field property is available on `CreatedBy` and `CreatedDate` system fields. During migration, the context user can set these fields to the original post's author and creation date. The fields can't be updated after migration.

## Fields

Field	Details
Body	<p><b>Type</b> string</p>

Field	Details
	<p><b>Properties</b> Create, Filter, Nillable, Sort</p> <p><b>Description</b> The content of the FeedPost. Required when <code>Type</code> is <code>TextPost</code> or <code>AdvancedTextPost</code>. Optional when <code>Type</code> is <code>ContentPost</code> or <code>LinkPost</code>.</p>
ContentData	<p><b>Type</b> base64</p> <p><b>Properties</b> Create, Nillable</p> <p><b>Description</b> This field is required if <code>Type</code> is <code>ContentPost</code>. Encoded file data in any format, and can't be 0 bytes. Setting this field automatically sets <code>Type</code> to <code>ContentPost</code>.</p>
ContentDescription	<p><b>Type</b> string</p> <p><b>Properties</b> Create, Nillable, Sort</p> <p><b>Description</b> The description of the file specified in <code>ContentData</code>.</p>
ContentFileName	<p><b>Type</b> string</p> <p><b>Properties</b> Create, Group, Nillable, Sort</p> <p><b>Description</b> This field is required if <code>Type</code> is <code>ContentPost</code>. The name of the file uploaded to the feed. Setting <code>ContentFileName</code> automatically sets <code>Type</code> to <code>ContentPost</code>.</p>
ContentSize	<p><b>Type</b> int</p> <p><b>Properties</b> Group, Nillable, Sort</p> <p><b>Description</b> This field is the size of the file (in bytes) uploaded to the feed. This field is read-only and is automatically determined during insert.</p>
ContentType	<p><b>Type</b> string</p> <p><b>Properties</b> Group, Nillable, Sort</p>

Field	Details
	<b>Description</b> This field is the MIME type of the file uploaded to the feed. This field is read-only and is automatically determined during insert.
FeedItemId	<b>Type</b> reference <b>Properties</b> Filter, Group, Sort <b>Description</b> ID of the feed containing the FeedPost.
InsertedById	<b>Type</b> reference <b>Properties</b> Filter, Group, Sort <b>Description</b> ID of the user who added this item to the feed. For example, if an application migrates posts and comments from another application into a feed, the <code>InsertedBy</code> value is set to the ID of the context user.
IsDeleted	<b>Type</b> boolean <b>Properties</b> Defaulted on create, Filter, Group, Sort <b>Description</b> Indicates whether the record has been moved to the Recycle Bin ( <code>true</code> ) or not ( <code>false</code> ). This field is a standard system field.
LinkUrl	<b>Type</b> url <b>Properties</b> Create, Filter, Nillable, Sort <b>Description</b> The URL of a <code>LinkPost</code> .
ParentId	<b>Type</b> reference <b>Properties</b> Create, Filter, Group, Sort


Field	Details
	<p><b>Description</b></p> <p>ID of the object type to which the FeedPost is related. For example, set this field to a <code>UserId</code> to post to someone's profile feed, or an <code>AccountId</code> to post to a specific account.</p>
Title	<p><b>Type</b></p> <p>string</p> <p><b>Properties</b></p> <p>Create, Filter, Group, Nillable, Sort</p> <p><b>Description</b></p> <p>The title of the FeedPost. When the <code>Type</code> is <code>LinkPost</code>, the <code>Body</code> is the URL and the <code>Title</code> is the label for the link.</p>
Type	<p><b>Type</b></p> <p>picklist</p> <p><b>Properties</b></p> <p>Create, Defaulted on create, Filter, Group, Restricted picklist, Sort</p> <p><b>Description</b></p> <p>The type of FeedPost:</p> <ul style="list-style-type: none"> <li>• <code>UserStatus</code>—automatically generated when a user updates their status</li> <li>• <code>TrackedChange</code>—ignore</li> <li>• <code>TextPost</code>—a direct text entry on a feed</li> <li>• <code>LinkPost</code>—a URL posting on a feed</li> <li>• <code>ContentPost</code>—an uploaded file on a feed</li> </ul> <p> <b>Note:</b> If you set <code>Type</code> to <code>ContentPost</code>, you must specify <code>ContentData</code> and <code>ContentFileName</code>.</p>

## Usage

- You can't directly query for a FeedPost. FeedPosts are always associated with a feed item, so you can query for them through the feeds. The following example returns all feed items for a given account, ordered by date descending:

```
SELECT Id, Type, FeedPost.Body
FROM AccountFeed
WHERE ParentId = AccountId ORDER BY CreatedDate DESC
```

- A FeedPost of type `UserStatus` is automatically created when a user adds a post to update the current status. You can't explicitly create a FeedPost of type `UserStatus`.
- The size limit for an attachment on a profile, news, or record feed is 2 GB.
- You can't use the content fields to update or delete the content.
- You can't filter or update the content fields.

- Deleting a FeedPost via the API also deletes the associated content and FeedPost objects. Likewise, undeleting a FeedPost restores associated content and FeedPost objects.
-  **Note:** This object is hard deleted. It isn't sent to the Recycle Bin.
- After uploading to a feed, it is possible for an attachment or document to be deleted, marked private, or hidden by sharing rules. In this case, all content fields in FeedPost appear as `null` in a SOQL query.
- You can't explicitly create or delete a FeedTrackedChange record.

## FeedRevision

---

Holds the revision history of a specific feed item or comment, including a list of attributes that changed for each revision. This object is available in API version 34.0 and later.

## Supported Calls

`describeSObjects()`, `getDeleted()`, `getUpdated()`, `query()`, `retrieve()`

## Fields

Field Name	Details
<code>Action</code>	<p><b>Type</b> picklist</p> <p><b>Properties</b> Filter, Group, Nillable, Restricted picklist, Sort</p> <p><b>Description</b> Holds the type of modification to the underlying feed item or comment attribute. <code>Action</code> can have the value <code>Changed</code>.</p>
<code>EditedAttribute</code>	<p><b>Type</b> picklist</p> <p><b>Properties</b> Filter, Group, Nillable, Restricted picklist, Sort</p> <p><b>Description</b> Identifies the part of the feed item or comment which was modified. A single revision can have many edited attributes.</p>
<code>FeedEntityId</code>	<p><b>Type</b> reference</p> <p><b>Properties</b> Filter, Group, Sort</p> <p><b>Description</b> Identifies the modified feed item or comment.</p>



Field Name	Details
	<p><b>Properties</b> Filter, Group, Nillable, Sort</p> <p><b>Description</b> The ID of the community in which a user modified the feed item or comment. This field is only available, if Salesforce Communities is enabled for your organization.</p>
Revision	<p><b>Type</b> int</p> <p><b>Properties</b> Filter, Group, Nillable, Sort</p> <p><b>Description</b> The revision number of the feed item or comment.</p>
Value	<p><b>Type</b> textarea</p> <p><b>Properties</b> Nillable</p> <p><b>Description</b> Identifies the value of the <code>EditedAttribute</code> field before the update.</p>

## Usage

This object tracks the changes made to a feed item or feed comment and stores a list of attributes that changed for each revision.

- To query the FeedRevision object, users need the "View All Data" permission or supply a WHERE clause on the `FeedEntityId`.

## FeedTrackedChange

Represents an individual field change or set of field changes. A FeedTrackedChange is a child object of a record feed, such as AccountFeed. This object is available in API version 18.0 and later.


## Supported Calls

`describeSObjects()`

## Fields

Field	Details
CurrencyIsoCode	<p><b>Type</b> picklist</p>



Field	Details
	<p><b>Properties</b> Defaulted on create, Group, Restricted picklist, Sort</p> <p><b>Description</b> Available only for organizations with the multicurrency feature enabled. Contains the ISO currency code for the field, if <code>FieldName</code> is a currency field.</p>
FeedItemId	<p><b>Type</b> reference</p> <p><b>Properties</b> Filter, Group, Sort</p> <p><b>Description</b> ID of the parent feed that tracks the field change.</p>
FieldName	<p><b>Type</b> string</p> <p><b>Properties</b> Group, Sort</p> <p><b>Description</b> The name of the field that was changed.</p> <p> <b>Note:</b> This field also tracks other events that are not related to an individual field for a parent feed. These events occur as the parent record advances through its pipeline. For example, a value of <code>LeadConverted</code> indicates that a lead has been converted to an opportunity. For a full list of values, see <a href="#">Tracking of Special Events</a>.</p>
NewValue	<p><b>Type</b> anyType</p> <p><b>Properties</b> Nillable, Sort</p> <p><b>Description</b> The new value of the field that was changed.</p>
OldCurrencyIsoCode	<p><b>Type</b> string</p> <p><b>Properties</b> Group, Nillable, Sort</p> <p><b>Description</b> Available only for organizations with the multicurrency feature enabled. Contains the ISO currency code for the <code>OldValue</code> field, if <code>FieldName</code> is a currency field.</p>
OldValue	<p><b>Type</b> anyType</p>

Field	Details
	<p><b>Properties</b> Nillable, Sort</p> <p><b>Description</b> The last value of the field before it was changed.</p>

## Usage

A user can subscribe to a record or to another user. Changes to the record and updates from the users are displayed in the Chatter feed on the user's home page, which is a useful way to stay up-to-date with other users and with changes made to records in Salesforce. Feeds are available in API version 18.0 and later.

If you move a custom field to the Recycle Bin, all FeedTrackedChange records that track historical changes to the custom field are automatically deleted and are not restored if the custom-field is undeleted.

The following sections outline the difference between standard feeds and custom feeds.

## Standard Feeds

A standard feed is a record feed, such as AccountFeed. FeedTrackedChange records for standard feeds can only be queried via the parent feed object.

Note the following when working with standard feed items:

- Feed items for standard feeds are read only in the API.
- A FeedTrackedChange record is visible when you have read access on the record feed, and when the field is visible in the field-level security settings.

## Custom Feeds

If you want more control over the information provided in a record feed, such as AccountFeed, you can create a custom feed. A custom feed can replace or augment an existing record feed. For example, you might want to:

- Disable the standard account record feed and use an Apex trigger to generate FeedTrackedChange records for the events that you want to track in the feed instead.
- Augment the standard contact record feed by writing an API client that inserts feed items for events that are not tracked in the standard feed.

## Tracking of Special Events

The `FieldName` field also tracks other events that are not related to an individual field for a parent feed. These events occur as the parent record advances through its pipeline. For example, a value of `LeadConverted` indicates that a lead has been converted to an opportunity.

Valid values for the `FieldName` field for multiple objects:

- `created`
- `ownerAccepted`
- `ownerAssignment`

Additional valid values for the `FieldName` field for individual objects:

**Account**

- `accountCreatedFromLead`
- `accountMerged`
- `accountUpdatedByLead`
- `personAccountUpdatedByLead`

**Case**

- `closed`
- `ownerEscalated`

**Contact**

- `contactCreatedFromLead`
- `contactMerged`
- `contactUpdatedByLead`

**Contract**

- `contractActivation`
- `contractApproval`
- `contractConversion`
- `contractExpiration`
- `contractTermination`

**Lead**

- `leadConverted`
- `leadMerged`

**Opportunity**

- `opportunityCreatedFromLead`

SEE ALSO:

[Custom Object\\_\\_Feed](#)

## FieldHistoryArchive

---

Represents field history values for all objects that retain field history. `FieldHistoryArchive` is a big object, available only to users with the "Retain Field History" permission. This object is available in API version 29.0 and later.

Each instance of the `FieldHistoryArchive` object represents a single change in the value of a field. `FieldHistoryArchive` stores history for both standard and custom fields.

The `Field` field returns the name of the field unless the parent field or object is deleted, in which case it returns the field ID. You can use the ID to retrieve the old field and object name from the `FieldNameAfterArchival` and `ParentNameAfterArchival` fields, respectively.

## Supported Calls

`describeSObjects()`, `query()`

## Fields

Field Name	Details
ArchiveFieldName	<p><b>Type</b> string</p> <p><b>Properties</b> Nillable</p> <p><b>Description</b> The name of the field at the time the data was archived. If the field name changed, the name is sometimes not the same for all records related to a single field.</p>
ArchiveParentName	<p><b>Type</b> string</p> <p><b>Properties</b> Nillable</p> <p><b>Description</b> The name of the parent object at the time the data was archived. If the object name changed, the name is sometimes not the same for all records related to a single field.</p>
ArchiveParentType	<p><b>Type</b> string</p> <p><b>Properties</b> Nillable</p> <p><b>Description</b> The type of the field at the time the data was archived. If the field type changed, the type is sometimes not the same for all records related to a single field.</p>
ArchiveTimestamp	<p><b>Type</b> dateTime</p> <p><b>Properties</b> Nillable</p> <p><b>Description</b> The date and time at which the data was archived.</p>
CreatedById	<p><b>Type</b> reference</p> <p><b>Properties</b> Nillable</p>

Field Name	Details
	<p><b>Description</b> The user ID of the user who created the original record.</p>
CreatedDate	<p><b>Type</b> dateTime</p> <p><b>Properties</b> Nillable, Sort</p> <p><b>Description</b> The date and time at which the original record was created.</p>
Field	<p><b>Type</b> picklist</p> <p><b>Properties</b> Filter, Nillable, Restricted picklist</p> <p><b>Description</b> The name of the field that was changed. If the field is deleted from the parent object, the <code>Field</code> field contains the field ID instead.</p>
FieldHistoryType	<p><b>Type</b> picklist</p> <p><b>Properties</b> Nillable, Sort, Restricted picklist</p> <p><b>Description</b> The name of the object that contains the field history. Possible values are <code>Account</code>, <code>Asset</code>, <code>Campaign</code>, <code>Case</code>, <code>Contact</code>, <code>Contract</code>, <code>Individual</code>, <code>Lead</code>, <code>Opportunity</code>, <code>Order</code>, <code>OrderItem</code>, <code>Pricebook2</code>, <code>Product2</code>, <code>Solution</code>, <code>WorkOrder</code>, <code>WorkOrderLineItem</code>.</p>
HistoryId	<p><b>Type</b> reference</p> <p><b>Properties</b> Filter, Sort</p> <p><b>Description</b> The ID of the relevant history object (for example, <code>AccountHistory</code>). This field is available in versions 42.0 and later.</p>
Id	<p><b>Type</b> ID</p> <p><b>Properties</b> Defaulted on create, Filter, idLookup</p>

Field Name	Details
	<b>Description</b> The ID of the archived record. It's useful to have a field's ID for fields that you've deleted. (Field names aren't retained in history when you delete fields from Salesforce.)
NewValue	<b>Type</b> anyType <b>Properties</b> Nillable <b>Description</b> The new value of the modified field.
OldValue	<b>Type</b> anyType <b>Properties</b> Nillable <b>Description</b> The previous value of the modified field.
ParentId	<b>Type</b> reference <b>Properties</b> Filter, Nillable, Sort <b>Description</b> The ID of the object that contains the field (the parent object).

## Usage

When sorting fields, order them as follows:

1. FieldHistoryType ASC
2. ParentID ASC
3. CreatedDate DESC

SEE ALSO:

[Developer Guide:Big Objects Implementation Guide](#)

## FieldPermissions

Represents the enabled field permissions for the parent PermissionSet. This object is available in API version 24.0 and later.

To grant a user access to a field, associate a FieldPermissions record with a PermissionSet that's assigned to a user. FieldPermissions records are only supported in PermissionSet, not in Profile.

## Supported Calls

`create()`, `delete()`, `describeSObjects()`, `query()`, `retrieve()`, `update()`, `upsert()`

## Special Access Rules

As of Summer '20 and later, only users with the View Setup and Configuration permission can access this object.

## Fields

Field Name	Details
Field	<p><b>Type</b> picklist</p> <p><b>Properties</b> Create, Filter, Group, Restricted picklist, Sort</p> <p><b>Description</b> The field's API name. This name must be prefixed with the <code>ObjectType</code>. For example, <code>Merchandise__c.Description__c</code></p>
ParentId	<p><b>Type</b> reference</p> <p><b>Properties</b> Create, Filter, Group, Sort</p> <p><b>Description</b> The Id of the field's parent <a href="#">PermissionSet</a>.</p>
PermissionsEdit	<p><b>Type</b> boolean</p> <p><b>Properties</b> Create, Defaulted on create, Filter, Group, Sort, Update</p> <p><b>Description</b> If <code>true</code>, users assigned to the parent PermissionSet can edit this field. Requires <code>PermissionsRead</code> for the same field to be <code>true</code>.</p>
PermissionsRead	<p><b>Type</b> boolean</p> <p><b>Properties</b> Create, Defaulted on create, Filter, Group, Sort, Update</p>

Field Name	Details
	<p><b>Description</b></p> <p>If <code>true</code>, users assigned to the parent <code>PermissionSet</code> can view this field. A <code>FieldPermissions</code> record must have at minimum <code>PermissionsRead</code> set to <code>true</code>, or it will be deleted.</p>
<code>SubjectType</code>	<p><b>Type</b></p> <p>picklist</p> <p><b>Properties</b></p> <p>Create, Filter, Group, Restricted picklist, Sort</p> <p><b>Description</b></p> <p>The object's API name. For example, <code>Merchandise__c</code>.</p>

## Usage

`FieldPermissions` work similarly to `ObjectPermissions`. However, `FieldPermissions` includes a `Field` attribute to return the name of the field.

For example, the following query returns all `FieldPermissions` records that have at least the "Read" permission. The results include the field, object, and permission set names.

```
SELECT SubjectType, Field, PermissionsRead, Parent.Name
FROM FieldPermissions
WHERE PermissionsRead = True
```

Include the field's parent object when querying `FieldPermissions`. For example, to find all rows that match the `Account` object's `Type` field, create the following query:

```
SELECT Id, SubjectType, Field
FROM FieldPermissions
WHERE Field = 'Account.Type' AND SubjectType = 'Account'
```

To find which permission sets are backed by profiles with the `Account` object, you can use a query similar to this:

```
SELECT Id, ParentId, SubjectType, Field, PermissionsEdit, PermissionsRead, Parent.Name
FROM FieldPermissions
WHERE SubjectType = 'Account' and Parent.IsOwnedByProfile = true
ORDER BY SubjectType, Field
```

Both `SubjectType` and `Field` must be included in the `SELECT` line of the query. You must also provide the full API name of the field in the form of `SubjectType.Field` when querying for a field.



**Note:** When using the `FieldPermission` object to download records, depending on the SOQL query you use, you might not receive all expected records. Results might also appear incomplete. However, all records do download; fields that don't support field security and rows for entities not visible to the org are hidden.

## Special Properties for Field Permissions

The auto-number and formula fields have special rules for how field permissions work. Both have `FieldPermissions` records, but inserting and updating is limited to `PermissionsRead`. `PermissionsEdit` isn't allowed for either field type, since these fields must be read-only for users.



The following field types don't return a FieldPermissions record because they are assumed to always be readable.

- Id
- CreatedById
- CreatedDate
- IsDeleted
- LastModifiedById
- LastModifiedDate
- SystemModStamp

The following field types don't return a FieldPermissions record because they are assumed to always be readable and writable.

- OwnerId
- Master-detail custom (relationship) fields
- Universally required custom fields

As a result, the following query returns no records, even though users do have some access to some of the fields.

```
SELECT Field, SubjectType, PermissionsRead
FROM FieldPermissions
WHERE Field='Id'
```

To determine if a field can return a FieldPermissions record, you can call a `describeObject()` on the field. For example, `describeObject('Merchandise__c')`, returns all the properties of the Merchandise custom object, including field properties. If you're using a field whose `permissionable` property is `false` (such as any of the field types listed in this section), you can't query, insert, update, or delete any field permissions records, because none exist.

## Working with Custom Activity Fields

While tasks and events are considered separate objects, they share a common set of activity custom fields. As a result, when a custom task field is created, a custom event field is also created, and vice versa. You can display the custom field on the event layout, task layout, or both event and task layouts.

Although custom activity fields are shared between tasks and events, you'll see separate FieldPermissions records for the task and event. However, changes made to one field permission record are automatically made to the other. For example, if you create a custom activity field, assign field permissions to it in a permission set, and run the following query, the query will return two records with the same permission value.

```
SELECT Field, Id, ParentId, PermissionsEdit, PermissionsRead, SubjectType
FROM FieldPermissions
WHERE SubjectType = 'event' OR SubjectType = 'task'
```

If you then update one of the records with a different set of field permission values and run the query again, the same permission values for both records are returned.

## Nesting Field Permissions

You can nest FieldPermissions in a PermissionSet query. For example, the following returns any permission sets where “Edit Read Only Fields” is true. Additionally, the result set will include both the “Read” and “Edit” field permission on the Merchandise object. This is done by nesting the SOQL with a field permission query using the relationship name for field permissions: FieldPerms.

```
SELECT PermissionsEditReadOnlyFields,
  (SELECT SubjectType, Field, PermissionsRead, PermissionsEdit
   FROM FieldPerms
   WHERE SubjectType = 'Merchandise__c')
 FROM PermissionSet
 WHERE PermissionsEditReadOnlyFields = true
```

As a result, it's possible to traverse the relationship between the PermissionSet and any child related objects (in this case, FieldPermissions). You can do this from the PermissionSet object by using the child relationship (ObjectPerms, FieldPerms, and so on) or from the child object by referencing the PermissionSet with `Parent.permission_set_attribute`.

It's important to consider when to use a conditional WHERE statement to restrict the result set. To query based on an attribute on the permission set object, nest the SOQL with the child relationship. However, to query based on an attribute on the child object, you must reference the permission set parent attribute in your query.

The following two queries return the same columns with different results, based on whether you use the child relationship or parent notation.

```
SELECT PermissionsEditReadOnlyFields,
  (SELECT SubjectType, Field, PermissionsRead, PermissionsEdit
   FROM FieldPerms
   WHERE SubjectType = 'Merchandise__c')
 FROM PermissionSet
 WHERE PermissionsEditReadOnlyFields = true
```

versus:

```
SELECT SubjectType, Field, PermissionsRead, PermissionsEdit, Parent.Name,
  Parent.PermissionsEditReadOnlyFields
 FROM FieldPermissions
 WHERE SObjectType='Merchandise__c'
```

SEE ALSO:

[PermissionSet](#)

[ObjectPermissions](#)

## FieldSecurityClassification

---

Represents a field's data sensitivity value selected from the SecurityClassification picklist. This object is available in API version 46.0 and later.

### Supported Calls

`describeSObjects()`, `query()`, `retrieve()`

## Special Access Rules

To view this object, you need the Customize Application or Modify Data Classification permission.

### Fields

Field Name	Details
ApiName	<p><b>Type</b> string</p> <p><b>Properties</b> Filter, Group, idLookup, Sort</p> <p><b>Description</b> The API name of the data sensitivity picklist value. Default values:</p> <ul style="list-style-type: none"> <li>• Public</li> <li>• Internal</li> <li>• Confidential</li> <li>• Restricted</li> <li>• MissionCritical</li> </ul>
Description	<p><b>Type</b> textarea</p> <p><b>Properties</b> Filter, Group, Nillable, Sort</p> <p><b>Description</b> The description of the data sensitivity picklist value.</p>
IsHighRiskLevel	<p><b>Type</b> boolean</p> <p><b>Properties</b> Defaulted on create, Filter, Group, Sort</p> <p><b>Description</b> Indicates that fields with this picklist value contain data highly sensitive to your company.</p>
MasterLabel	<p><b>Type</b> string</p> <p><b>Properties</b> Filter, Group, Nillable, Sort</p> <p><b>Description</b> The data sensitivity picklist value. Default values:</p> <ul style="list-style-type: none"> <li>• Public</li> <li>• Internal</li> </ul>

Field Name	Details
	<ul style="list-style-type: none"> <li>Confidential</li> <li>Restricted</li> <li>MissionCritical</li> </ul>
SortOrder	<p><b>Type</b> int</p> <p><b>Properties</b> Filter, Group, Nillable, Sort</p> <p><b>Description</b> The value's position in the picklist.</p>

## Usage

Use this object to return information about data sensitivity values in the SecurityClassification picklist. This object is read-only, but you can update the SecurityClassification picklist using the [StandardValueSet](#) Metadata API type.

## FieldServiceMobileSettings

Represents a configuration of settings that control the Field Service Lightning iOS and Android mobile app experience. This object is available in API version 38.0 and later.

## Supported Calls

`create()`, `delete()`, `describeLayout()`, `describeSObjects()`, `query()`, `retrieve()`, `update()`, `upsert()`

## Special Access Rules

Field Service Lightning must be enabled.

## Fields

Field Name	Details
BgGeoLocationAccuracy	<p><b>Type</b> picklist</p> <p><b>Properties</b> Create, Defaulted on create, Filter, Group, Restricted picklist, Sort, Update</p> <p><b>Description</b> Controls the accuracy of geolocation tracking of services resources while the app is running in the background. Lowering accuracy reduces battery consumption for mobile devices. Available in API version 41.0 and later. Picklist options:</p>

Field Name	Details
	<ol style="list-style-type: none"> <li>1. Medium: Accurate to within about 100 meters. The API name for this value is <code>Medium</code>.</li> <li>2. Coarse: Accurate to within about 1 kilometer. The API name for this value is <code>Coarse</code>.</li> <li>3. Very Coarse: Accurate to within about 3 kilometers. The API name for this value is <code>VeryCoarse</code>.</li> </ol>
<code>BgGeoLocationMinUpdateFreqMins</code>	<p><b>Type</b> int</p> <p><b>Properties</b> Create, Defaulted on create, Filter, Group, Sort, Update</p> <p><b>Description</b> Controls the frequency of geolocation polling of services resources while the app is running in the background. Less frequent polling decreases battery consumption for mobile devices. The label in the UI is Minimum Update Frequency of Geo Location in Minutes (Background). Available in API version 41.0 and later.</p>
<code>BrandInvertedColor</code>	<p><b>Type</b> string</p> <p><b>Properties</b> Create, Defaulted on create, Filter, Group, Sort, Update</p> <p><b>Description</b> The color of toasts and the contrast color of the floating action button.</p>
<code>ContrastInvertedColor</code>	<p><b>Type</b> string</p> <p><b>Properties</b> Create, Defaulted on create, Filter, Group, Sort, Update</p> <p><b>Description</b> The color of secondary backgrounds in the UI.</p>
<code>ContrastPrimaryColor</code>	<p><b>Type</b> string</p> <p><b>Properties</b> Create, Defaulted on create, Filter, Group, Sort, Update</p> <p><b>Description</b> The color of primary text.</p>
<code>ContrastQuaternaryColor</code>	<p><b>Type</b> string</p> <p><b>Properties</b> Create, Defaulted on create, Filter, Group, Sort, Update</p>

Field Name	Details
	<p><b>Description</b> The color of secondary lines that delineate different areas of the UI.</p>
ContrastQuinaryColor	<p><b>Type</b> string</p> <p><b>Properties</b> Create, Defaulted on create, Filter, Group, Sort, Update</p> <p><b>Description</b> The color of primary backgrounds in the UI.</p>
ContrastSecondaryColor	<p><b>Type</b> string</p> <p><b>Properties</b> Create, Defaulted on create, Filter, Group, Sort, Update</p> <p><b>Description</b> The color of secondary text.</p>
ContrastTertiaryColor	<p><b>Type</b> string</p> <p><b>Properties</b> Create, Defaulted on create, Filter, Group, Sort, Update</p> <p><b>Description</b> The color of the icons on the settings screen and of primary lines that delineate different areas of the UI.</p>
DefaultListViewDeveloperName	<p><b>Type</b> string</p> <p><b>Properties</b> Create, Filter, Group, Nillable, Sort, Update</p> <p><b>Description</b> The API name of the default service appointment list view on the schedule screen.</p>
DeveloperName	<p><b>Type</b> string</p> <p><b>Properties</b> Create, Filter, Group, Sort, Update</p> <p><b>Description</b> The API name of the set of field service mobile settings.</p>
FeedbackPrimaryColor	<p><b>Type</b> string</p>


Field Name	Details
	<p><b>Properties</b> Create, Defaulted on create, Filter, Group, Sort, Update</p> <p><b>Description</b> The color of error messages.</p>
FeedbackSecondaryColor	<p><b>Type</b> string</p> <p><b>Properties</b> Create, Defaulted on create, Filter, Group, Sort, Update</p> <p><b>Description</b> The color of success messages.</p>
FeedbackSelectedColor	<p><b>Type</b> string</p> <p><b>Properties</b> Create, Defaulted on create, Group, Sort, Update</p> <p><b>Description</b> The color indicating the user's current selection.</p>
FutureDaysInDatePicker	<p><b>Type</b> int</p> <p><b>Properties</b> Create, Defaulted on create, Filter, Group, Sort, Update</p> <p><b>Description</b> The number of days into the future that a user can select from the date picker on the schedule screen.</p>
GeoLocationAccuracy	<p><b>Type</b> picklist</p> <p><b>Properties</b> Create, Defaulted on create, Filter, Group, Restricted picklist, Sort, Update</p> <p><b>Description</b> The accuracy of service resource geolocation tracking. Lowering accuracy reduces battery consumption for mobile devices. Picklist values:</p> <ul style="list-style-type: none"> <li>• Fine: Accurate to within 10 meters. The API name for this value is <code>Fine</code>.</li> <li>• Medium: Accurate to within 100 meters. The API name for this value is <code>Medium</code>.</li> <li>• Coarse: Accurate to within 1 kilometer. The API name for this value is <code>Coarse</code>.</li> </ul>
GeoLocationMinUpdateFreqMins	<p><b>Type</b> int</p>

Field Name	Details
	<p><b>Properties</b> Create, Defaulted on create, Filter, Group, Sort, Update</p> <p><b>Description</b> The minimum number of minutes between attempts to poll geolocation.</p>
IsAssignmentNotification	<p><b>Type</b> boolean</p> <p><b>Properties</b> Create, Defaulted on create, Filter, Group, Sort, Update</p> <p><b>Description</b> Controls whether service appointment notifications are sent when the service resource is assigned the appointment (<code>true</code>) or not (<code>false</code>). This field is available in API version 46.0 and later.</p>
IsDefault	<p><b>Type</b> boolean</p> <p><b>Properties</b> Defaulted on create, Filter, Group, Sort</p> <p><b>Description</b> Indicates that the set of field service mobile settings is the default set that is automatically assigned to users. You cannot make a different settings record the default, but you can modify the default settings record. Available in API version 41.0 and later.</p>
IsDispatchNotification	<p><b>Type</b> boolean</p> <p><b>Properties</b> Create, Defaulted on create, Filter, Group, Sort, Update</p> <p><b>Description</b> Controls whether service appointment notifications are sent when the service resource is dispatched for the appointment (<code>true</code>) or not (<code>false</code>). This field is available in API version 46.0 and later.</p>
IsSendLocationHistory	<p><b>Type</b> boolean</p> <p><b>Properties</b> Create, Defaulted on create, Filter, Group, Sort, Update</p> <p><b>Description</b> Controls whether geolocation tracking of services resources is enabled.</p>
IsShowEditFullRecord	<p><b>Type</b> boolean</p>



Field Name	Details
	<p><b>Properties</b> Create, Defaulted on create, Filter, Group, Sort, Update</p> <p><b>Description</b> Controls whether users can edit records with the field service mobile app.</p>
IsTimeSheetEnabled	<p><b>Type</b> boolean</p> <p><b>Properties</b> Create, Defaulted on create, Filter, Group, Sort, Update</p> <p><b>Description</b> Controls whether users can access time sheets on their mobile devices (Beta).</p>
IsUseSalesforceMobileActions	<p><b>Type</b> boolean</p> <p><b>Properties</b> Defaulted on create, Filter, Group, Sort</p> <p><b>Description</b> Reserved for future use.</p>
Language	<p><b>Type</b> picklist</p> <p><b>Properties</b> Create, Defaulted on create, Filter, Group, Nillable, Restricted picklist, Sort, Update</p> <p><b>Description</b> The localization preference for a user.</p>
MasterLabel	<p><b>Type</b> string</p> <p><b>Properties</b> Create, Filter, Group, Sort, Update</p> <p><b>Description</b> The label in the UI for the set of field service mobile settings. Available in API version 41.0 and later.</p>
MetadataCacheTimeDays	<p><b>Type</b> int</p> <p><b>Properties</b> Create, Defaulted on create, Filter, Group, Sort, Update</p> <p><b>Description</b> The number of days that org metadata, such as layouts, is kept in the app's local cache of memory.</p>

Field Name	Details
NavbarBackgroundColor	<p><b>Type</b> string</p> <p><b>Properties</b> Create, Defaulted on create, Filter, Group, Sort, Update</p> <p><b>Description</b> The color of the top bar in the app.</p>
NavbarInvertedColor	<p><b>Type</b> string</p> <p><b>Properties</b> Create, Defaulted on create, Group, Sort, Update</p> <p><b>Description</b> The secondary color of the tap bar in the app.</p>
PastDaysInDatePicker	<p><b>Type</b> int</p> <p><b>Properties</b> Create, Defaulted on create, Filter, Group, Sort, Update</p> <p><b>Description</b> The number of days into the past that a user can select from the date picker on the schedule screen.</p>
PrimaryBrandColor	<p><b>Type</b> string</p> <p><b>Properties</b> Create, Defaulted on create, Filter, Group, Sort, Update</p> <p><b>Description</b> The main branding color used throughout the UI.</p>
RecordDataCacheTimeMins	<p><b>Type</b> int</p> <p><b>Properties</b> Create, Defaulted on create, Filter, Group, Sort, Update</p> <p><b>Description</b> The number of minutes that record data is kept in the app's local cache of memory.</p>
SecondaryBrandColor	<p><b>Type</b> string</p> <p><b>Properties</b> Create, Defaulted on create, Filter, Group, Sort, Update</p>

Field Name	Details
	<p><b>Description</b></p> <p>The color of action buttons.</p>
TimeIntervalSetupMins	<p><b>Type</b></p> <p>picklist</p> <p><b>Properties</b></p> <p>Create, Defaulted on create, Filter, Group, Restricted picklist, Sort, Update</p> <p><b>Description</b></p> <p>Controls the spacing of picklist options for time values such as when creating resource absences.</p>
UpdateScheduleTimeMins	<p><b>Type</b></p> <p>int</p> <p><b>Properties</b></p> <p>Create, Defaulted on create, Filter, Group, Sort, Update</p> <p><b>Description</b></p> <p>The minimum number of minutes between attempts to update a user's schedule.</p> <p> <b>Note:</b> The user's schedule might not refresh on this cadence if the user's device isn't connected to a network or doesn't have adequate battery life.</p>

## Usage

Field Service Mobile settings allow you to create sets of settings to apply to different field service mobile users. The settings apply to both the Android and iOS versions of the app.

For example, suppose you want to accommodate workers that are color blind, or who work in particularly dark or bright conditions. You can choose different branding options for different workers to suit their needs, and assign them to their profiles.

## FiscalYearSettings

Settings to define a custom or standard fiscal year for your organization. This object has a parent-child relationship with the Period object.

## Supported Calls

`describeSObjects()`, `getDeleted()`, `getUpdated()`, `query()`, `retrieve()`

## Special Access Rules

As of Spring '20 and later, only partner users and standard users can access this object.

## Fields

Field	Details
Description	<p><b>Type</b> string</p> <p><b>Properties</b> Filter, Group, Nillable, Sort</p> <p><b>Description</b> Description of the setting.</p>
EndDate	<p><b>Type</b> date</p> <p><b>Properties</b> Filter, Group, Nillable, Sort</p> <p><b>Description</b> End date of the fiscal year.</p>
IsStandardYear	<p><b>Type</b> boolean</p> <p><b>Properties</b> Defaulted on create, Filter, Group, Sort</p> <p><b>Description</b> Indicates whether the fiscal year is a standard calendar year (<code>true</code>) or a custom fiscal year (<code>false</code>).</p>
Name	<p><b>Type</b> string</p> <p><b>Properties</b> Filter, Group, idLookup, Sort</p> <p><b>Description</b> A name for the fiscal year. Limit: 80 characters.</p>
PeriodId	<p><b>Type</b> reference</p> <p><b>Properties</b> Filter, Group, Nillable, Sort</p> <p><b>Description</b> ID of the associated fiscal period.</p>
PeriodLabelScheme	<p><b>Type</b> picklist</p> <p><b>Properties</b> Filter, Group, Nillable, Restricted picklist, Sort</p>

Field	Details
	<p><b>Description</b> The numbering scheme used for fiscal periods.</p>
PeriodPrefix	<p><b>Type</b> picklist</p> <p><b>Properties</b> Defaulted on create, Filter, Group, Nillable, Sort</p> <p><b>Description</b> The prefix of fiscal periods. For example, if <i>p</i> is the prefix, then the first period is "P1."</p>
QuarterLabelScheme	<p><b>Type</b> picklist</p> <p><b>Properties</b> Filter, Group, Nillable, Restricted picklist, Sort</p> <p><b>Description</b> The numbering scheme used for fiscal quarters.</p>
QuarterPrefix	<p><b>Type</b> picklist</p> <p><b>Properties</b> Defaulted on create, Filter, Group, Nillable, Sort</p> <p><b>Description</b> The prefix of fiscal quarters. For example, if "Q" is the prefix, then the fourth quarter would be "Q4."</p>
StartDate	<p><b>Type</b> date</p> <p><b>Properties</b> Filter, Group, Nillable, Sort</p> <p><b>Description</b> Start date of the fiscal year.</p>
WeekLabelScheme	<p><b>Type</b> picklist</p> <p><b>Properties</b> Filter, Group, Nillable, Restricted picklist, Sort</p> <p><b>Description</b> The numbering scheme used for weeks.</p>
WeekStartDay	<p><b>Type</b> int</p>

Field	Details
	<p><b>Properties</b> Filter, Group, Nillable, Sort</p> <p><b>Description</b> The name of the day that starts the week, for example <code>Monday</code> or <code>Sunday</code></p>
YearType	<p><b>Type</b> picklist</p> <p><b>Properties</b> Filter, Group, Nillable, Restricted picklist, Sort</p> <p><b>Description</b> Indicates one of two types of fiscal years, Standard or Custom. Standard denotes the standard Gregorian calendar, while Custom means a fiscal year with a custom structure.</p>

SEE ALSO:

[Period](#)

[Object Basics](#)

## FlexQueueItem

Represents an asynchronous Apex job in the Apex flex queue. Provides information about the job type and flex queue position of the `AsyncApexJob`. This object is available in API version 36.0 and later.

## Supported Calls

`describeSObjects()`, `query()`

## Special Access Rules

The `enableAsyncRequiresViewSetup` field on the `ApexSettings` metadata type controls the activation of the critical update “Require View Setup permission to enqueue async Apex Jobs”. In API version 49.0 and later, when the field is set to `true`, users must have the View Setup and Configuration permission to access this object.

## Fields

Field Name	Description
<code>AsyncApexJobId</code>	<p><b>Type</b> reference</p> <p><b>Properties</b> Filter, Group, Sort</p>

Field Name	Description
	<p><b>Description</b></p> <p>The ID of an <a href="#">AsyncApexJob</a> that's waiting in the flex queue.</p>
FlexQueueItemId	<p><b>Type</b></p> <p>string</p> <p><b>Properties</b></p> <p>Filter, Group, Nillable, Sort</p> <p><b>Description</b></p> <p>The primary key for this FlexQueueItem.</p>
JobPosition	<p><b>Type</b></p> <p>int</p> <p><b>Properties</b></p> <p>Filter, Group, Sort</p> <p><b>Description</b></p> <p>The position in the flex queue of the waiting job. The highest-priority job in the queue is at position 0.</p>
JobType	<p><b>Type</b></p> <p>picklist</p> <p><b>Properties</b></p> <p>Filter, Group, Restricted picklist, Sort</p> <p><b>Description</b></p> <p>The type of the job. Valid values are:</p> <ul style="list-style-type: none"> <li>• ApexToken</li> <li>• BatchApex</li> <li>• BatchApexWorker</li> <li>• Future</li> <li>• Queueable</li> <li>• ScheduledApex</li> <li>• SharingRecalculation</li> <li>• TestRequest</li> <li>• TestWorker</li> </ul> <p>Currently, queries are supported only on <code>BatchApex</code> jobs.</p>

## Usage

To find the position of an AsyncApexJob in the flex queue, query `JobPosition`. For example:

```
SELECT JobPosition FROM FlexQueueItem WHERE JobType = 'BatchApex' AND AsyncApexJobId = '707xx000000DABC'
```

To find the job at a given position, query `AsyncApexJobId`. For example:

```
SELECT AsyncApexJobId FROM FlexQueueItem WHERE JobType = 'BatchApex' AND JobPosition = '2'
```

To find all batch jobs in the flex queue, query `JobType`. To get other information about the jobs, include `AsyncApexJob` in your query. For example:

```
SELECT JobType, JobPosition, AsyncApexJob.ApexClass.Name, AsyncApexJob.CreatedDate, AsyncApexJob.CreatedBy FROM FlexQueueItem WHERE JobType='BatchApex' AND AsyncApexJob.ApexClass.Name LIKE '%BatchAJob%' ORDER BY JobPosition DESC
```

## FlowDefinitionView

---

Represents the description of a flow definition. This object is available in API version 46.0 and later.

## Supported Calls

`query()`

## Fields

Field	Details
<code>ActiveVersionId</code>	<p><b>Type</b> string</p> <p><b>Properties</b> Filter, Group, Nillable, Sort</p> <p><b>Description</b> The ID of the active flow version.</p>
<code>ApiName</code>	<p><b>Type</b> string</p> <p><b>Properties</b> Filter, Group, Nillable, Sort</p> <p><b>Description</b> The API name of the flow definition.</p>
<code>Builder</code>	<p><b>Type</b> string</p>



Field	Details
	<p><b>Properties</b> Filter, Group, Nillable, Sort</p> <p><b>Description</b> The name of the tool that created this flow. Possible values are:</p> <ul style="list-style-type: none"> <li>• Cloud Flow Designer</li> <li>• Flow Builder</li> <li>• Swing Designer</li> </ul> <p>This field is available in API version 47.0 and later.</p>
Description	<p><b>Type</b> string</p> <p><b>Properties</b> Filter, Group, Nillable, Sort</p> <p><b>Description</b> Flow definition information, specified by the org's admin.</p>
DurableId	<p><b>Type</b> string</p> <p><b>Properties</b> Filter, Group, Nillable, Sort</p> <p><b>Description</b> The ID of the flow definition.</p>
InstalledPackageName	<p><b>Type</b> string</p> <p><b>Properties</b> Filter, Group, Nillable, Sort</p> <p><b>Description</b> The name of the installed package that includes this flow definition. This field is available in API version 47.0 and later.</p>
IsActive	<p><b>Type</b> boolean</p> <p><b>Properties</b> Defaulted on create, Filter, Group, Sort</p> <p><b>Description</b> Indicates whether the latest version of the flow definition is the active flow version. This field is available in API version 47.0 and later.</p>
IsOutOfDate	<p><b>Type</b> boolean</p>

Field	Details
	<p><b>Properties</b> Defaulted on create, Filter, Group, Sort</p> <p><b>Description</b> Indicates whether the active flow version is the latest version of the flow definition. This field is available in API version 47.0 and later.</p>
IsTemplate	<p><b>Type</b> boolean</p> <p><b>Properties</b> Defaulted on create, Filter, Group, Sort</p> <p><b>Description</b> Indicates whether the process or flow is a template. When installed from managed packages, processes and flows can't be viewed or cloned by subscribers because of intellectual property (IP) protection. But when those processes and flows are templates, subscribers can open them in a builder, clone them, and customize the clones. This field is available in API version 47.0 and later.</p>
Label	<p><b>Type</b> string</p> <p><b>Properties</b> Filter, Group, Nillable, Sort</p> <p><b>Description</b> The label of the flow definition.</p>
LastModifiedBy	<p><b>Type</b> string</p> <p><b>Properties</b> Filter, Group, Nillable, Sort</p> <p><b>Description</b> Name of the user who last updated this flow definition. This field is available in API version 47.0 and later.</p>
LatestVersionId	<p><b>Type</b> string</p> <p><b>Properties</b> Filter, Group, Nillable, Sort</p> <p><b>Description</b> The ID of the latest flow version, regardless of the flow's status.</p>
ManageableState	<p><b>Type</b> picklist</p>

**Field****Details****Properties**

Filter, Group, Nillable, Restricted picklist, Sort

**Description**

Indicates the manageable state of the flow that is contained in a package. Possible values are:

- beta
- deleted
- deprecated
- deprecatedEditable
- installed
- installedEditable
- released
- unmanaged

This field is available in API version 47.0 and later.

## NamespacePrefix

**Type**

string

**Properties**

Filter, Group, Nillable, Sort

**Description**

The namespace prefix associated with the flow definition.

## ProcessType

**Type**

picklist

**Properties**

Filter, Group, Nillable, Restricted picklist, Sort

**Description**

The type of the flow. Valid values are:

- `Appointments`—A flow for Lightning Scheduler. This value is available in API version 44.0 and later.
- `AutoLaunchedFlow`—A flow that doesn't require user interaction.
- `ContactRequestFlow`—A flow that lets customers request that customer support get back to them. This flow is used to create contact request records. This value is available in API version 45.0 and later.
- `CustomerLifecycle`—A Salesforce Surveys flow that lets you associate survey questions with different stages in customer lifecycles. This value is available in API version 49.0 and later and only when the Customer Lifecycle Designer license is enabled.
- `CustomEvent`—A process that is invoked when it receives a platform event message. In the UI, it's an event process. This value is available in API version 41.0 and later.


## Field

## Details

- `FieldServiceMobile`—A flow for the Field Service Lightning mobile app. This value is available in API version 39.0 and later.
- `FieldServiceWeb`—A flow for embedded Appointment Booking. Its UI label is Field Service Embedded Flow. This value is available in API version 41.0 and later.
- `Flow`—A flow that requires user interaction because it contains one or more screens or local actions, choices, or dynamic choices. In the UI and Salesforce Help, it's a screen flow. Screen flows can be launched from the UI, such as with a flow action, Lightning page, or web tab.
- `InvocableProcess`—A process that can be invoked by another process or the Invocable Actions resource in REST API. This value is available in API version 38.0 and later.
- `Survey`—A flow for Salesforce Surveys. From the UI, this type of flow is created in Survey Builder. This value is available in API version 42.0 and later.
- `SurveyEnrich`—A Salesforce Surveys flow that uses the Survey Data Mapper. From the UI, this type of flow is created in the Survey Builder and requires an associated survey flow type. This value is available in API version 49.0 or later and only when the Customer Lifecycle Designer license is enabled.
- `Workflow`—A process that is invoked when a record is created or edited. In the UI and Salesforce Help, it's a record change process.

These values are reserved for future use.

- `ActionCadenceFlow`
- `ActionPlan`
- `CartAsyncFlow`
- `CheckoutFlow`
- `DecisionStudio`
- `DigitalForm`
- `Journey`
- `JourneyBuilderIntegration`
- `LoginFlow`
- `ManagedContentFlow`
- `OrchestrationFlow`
- `SalesEntryExperienceFlow`
- `TransactionSecurityFlow`
- `UserProvisioningFlow`

 **Note:** This value has significant impact on validation when saving the flow and on the flow's runtime behavior. Don't change this value unless you understand the flow properties of the specified type.

Across flow versions, you can change the type only from `Flow` to `AutoLaunchedFlow` or vice versa. Before you change the flow type, make sure that

Field	Details
	the flow contains only elements, resources, and functionality that the new flow type supports.
TriggerType	<p><b>Type</b> picklist</p> <p><b>Properties</b> Filter, Group, Nillable, Restricted picklist, Sort</p> <p><b>Description</b> Specifies what causes the flow to run. If you exclude this field, the flow has no trigger and starts only when a user or app launches the flow. Valid value is:</p> <ul style="list-style-type: none"> <li>• <code>Scheduled</code>—The flow starts at the scheduled time.</li> </ul> <p>This field is available in API version 47.0 and later.</p>

## Usage

Use this object to query information about flow definitions.

## FlowInterview

Represents a flow interview. A *flow interview* is a running instance of a flow.

## Supported Calls

`delete()`, `describeLayout()`, `describeSObject()`, `getDeleted()`, `getUpdated()`, `query()`, `retrieve()`

## Special Access Rules

To delete a flow interview, you must have the “Manage Flow” user permission. All other calls require the “Run Flows” user permission or the `Flow User` field enabled on the user detail page. If **Override default behavior and restrict access to enabled profiles or permission sets** is selected for an individual flow, access to that specific flow and its interviews is given to users by profile or permission set.

## Fields

Field Name	Details
CurrentElement	<p><b>Type</b> string</p> <p><b>Properties</b> Filter, Group, Nillable, Sort</p>

Field Name	Details
	<p><b>Description</b> The flow element at which the interview is currently paused.</p>
Guid	<p><b>Type</b> string</p> <p><b>Properties</b> Filter, Group, Nillable, Sort</p> <p><b>Description</b> Globally unique identifier for the interview.</p>
InterviewLabel	<p><b>Type</b> string</p> <p><b>Properties</b> Filter, Nillable, Sort</p> <p><b>Description</b> Label for the interview. This label helps users and administrators differentiate interviews from the same flow.  In the user interface, this label appears in the Paused Flow Interviews component on the user's Home tab and in the list of paused flow interviews in Setup.</p>
Name	<p><b>Type</b> string</p> <p><b>Properties</b> Autonumber, Defaulted on create, Filter, idLookup, Sort</p> <p><b>Description</b> The name for the interview.</p>
OwnerId	<p><b>Type</b> reference</p> <p><b>Properties</b> Filter, Group, Sort</p> <p><b>Description</b> The ID of the user who owns the interview. Only this user or an admin can resume the interview.</p>
PauseLabel	<p><b>Type</b> string</p> <p><b>Properties</b> Filter, Nillable, Sort</p> <p><b>Description</b> Information about why the interview was paused. This string is entered by the user who paused the flow interview. The label is <b>Why Paused</b>.</p>

Field Name	Details
WasPausedFromScreen	<p><b>Type</b> boolean</p> <p><b>Properties</b> Defaulted on create, Filter, Group, Sort</p> <p><b>Description</b> Whether or not the flow interview was paused by a user from a flow Screen element. This field is available in API version 46.0 and later.</p>

## Associated Objects

This object has the following associated objects. Unless noted, they are available in the same API version as this object.

### FlowInterviewOwnerSharingRule

Sharing rules are available for the object.

### FlowInterviewShare

Sharing is available for the object.

## FlowInterviewOwnerSharingRule


Represents the rules for sharing a FlowInterview with users other than the owner. This object is available in API version 33.0 and later.

## Supported Calls

`create()`, `delete()`, `describeObjects()`, `getDeleted()`, `getUpdated()`, `query()`, `retrieve()`, `update()`, `upsert()`

## Fields

Field	Details
AccessLevel	<p><b>Type</b> picklist</p> <p><b>Properties</b> Create, Filter, Group, Restricted picklist, Sort, Update</p> <p><b>Description</b> A value that represents the type of sharing being allowed. The possible values are:</p> <ul style="list-style-type: none"> <li>• <code>Read</code></li> <li>• <code>Edit</code>—In API version 42.0 and later, when <b>Let users resume shared flow interviews</b> is enabled for your org, users can resume all flow interviews that they have edit access to.</li> </ul>

Field	Details
Description	<p><b>Type</b> textarea</p> <p><b>Properties</b> Create, Filter, Nillable, Sort, Update</p> <p><b>Description</b> A description of the sharing rule. Maximum size is 1000 characters.</p>
DeveloperName	<p><b>Type</b> string</p> <p><b>Properties</b> Create, Filter, Group, Sort, Update</p> <p><b>Description</b> The unique name of the object in the API. This name can contain only underscores and alphanumeric characters, and must be unique in your org. It must begin with a letter, not include spaces, not end with an underscore, and not contain two consecutive underscores. In managed packages, this field prevents naming conflicts on package installations. With this field, a developer can change the object's name in a managed package and the changes are reflected in a subscriber's organization. Corresponds to <b>Rule Name</b> in the user interface.</p> <p> <b>Note:</b> When creating large sets of data, always specify a unique <code>DeveloperName</code> for each record. If no <code>DeveloperName</code> is specified, performance may slow while Salesforce generates one for each record.</p>
GroupId	<p><b>Type</b> reference</p> <p><b>Properties</b> Create, Filter, Group, Sort</p> <p><b>Description</b> The ID representing the source group.</p>
Name	<p><b>Type</b> string</p> <p><b>Properties</b> Create, Filter, Group, idLookup, Sort, Update</p> <p><b>Description</b> Label of the sharing rule as it appears in the user interface. Limited to 80 characters. Corresponds to <b>Label</b> on the user interface.</p>
UserOrGroupId	<p><b>Type</b> reference</p> <p><b>Properties</b> Create, Filter, Group, Sort</p>



Field	Details
	<p><b>Description</b></p> <p>The ID representing the target user or group that's given access.</p>

## Usage

Use this object to manage the sharing rules for FlowInterview records. General sharing uses this object.

In API version 42.0 and later, when **Let users resume shared flow interviews** is enabled for your org, users can resume all flow interviews that they have edit access to. When that setting is disabled, only the owner or a flow admin can resume a flow interview. To disable this setting, go to your org's Process Automation Settings in Setup.

## FlowInterviewShare

Represents a sharing entry on a FlowInterview. This object is available in API version 33.0 and later.

## Supported Calls

`create()`, `delete()`, `describeSObjects()`, `query()`, `retrieve()`, `update()`, `upsert()`

## Fields

The properties available for some fields depend on the default organization-wide sharing settings. The properties listed are true for the default settings of such fields.

Field	Details
AccessLevel	<p><b>Type</b></p> <p>picklist</p> <p><b>Properties</b></p> <p>Create, Filter, Group, Restricted picklist, Sort, Update</p> <p><b>Description</b></p> <p>Level of access that the User or Group has to the FlowInterview. The possible values are:</p> <ul style="list-style-type: none"> <li>• <code>Read</code></li> <li>• <code>Edit</code>—In API version 42.0 and later, when <b>Let users resume shared flow interviews</b> is enabled for your org, users can resume all flow interviews that they have edit access to.</li> <li>• <code>All</code>—This value is not valid for creating or deleting records.</li> </ul>
ParentId	<p><b>Type</b></p> <p>reference</p> <p><b>Properties</b></p> <p>Create, Filter, Group, Sort</p>

Field	Details
	<p><b>Description</b></p> <p>ID of the FlowInterview associated with this sharing entry.</p>
RowCause	<p><b>Type</b></p> <p>picklist</p> <p><b>Properties</b></p> <p>Create, Filter, Group, Nillable, Restricted picklist, Sort</p> <p><b>Description</b></p> <p>Reason that this sharing entry exists. You can only write to this field when its value is either omitted or set to <code>Manual</code> (default).</p> <p>Valid values include:</p> <ul style="list-style-type: none"> <li><code>Manual</code>—The User or Group has access because a user with “All” access manually shared the FlowInterview with them.</li> <li><code>Owner</code>—The User is the owner of the FlowInterview.</li> <li><code>Rule</code>—The User or Group has access via a FlowInterview sharing rule.</li> </ul>
UserOrGroupId	<p><b>Type</b></p> <p>reference</p> <p><b>Properties</b></p> <p>Create, Filter, Group, Sort</p> <p><b>Description</b></p> <p>ID of the User or Group that has been given access to the FlowInterview. This field can't be updated.</p>

## Usage

This object lets you determine which users and groups can view and edit flow interviews that are owned by other users.

In API version 42.0 and later, when **Let users resume shared flow interviews** is enabled for your org, users can resume all flow interviews that they have edit access to. When that setting is disabled, only the owner or a flow admin can resume a flow interview. To disable this setting, go to your org's Process Automation Settings in Setup.

## FlowRecordRelation

Represents a relationship between a record and a flow interview. When a flow interview is paused, Salesforce uses the `$Flow.CurrentRecord` global variable in the flow to associate the interview with a record. Available in API version 42.0 and later.

## Supported Calls

`create()`, `delete()`, `describeSObjects()`, `getDeleted()`, `getUpdated()`, `query()`, `retrieve()`, `undelete()`, `update()`, `upsert()`

## Fields

Field Name	Details
Name	<p><b>Type</b> string</p> <p><b>Properties</b> Autonumber, Defaulted on create, Filter, idLookup, Sort</p> <p><b>Description</b> The auto-generated ID of this relation.</p>
ParentId	<p><b>Type</b> reference</p> <p><b>Properties</b> Create, Filter, Group, Sort</p> <p><b>Description</b> The flow interview that the record is related to.</p>
RelatedRecordId	<p><b>Type</b> reference</p> <p><b>Properties</b> Create, Filter, Group, Sort, Update</p> <p><b>Description</b> The record that the flow interview is related to. Make sure that this field contains only one ID, and that the ID is for a valid object.  Custom objects and most standard objects are supported. To confirm whether an object is supported, see the Reference To property for this field in Workbench.</p>

## FlowStageRelation

Represents a relationship between a paused flow interview and its stages. When a flow interview is paused, Salesforce creates a FlowStageRelation record for each stage that's set to the `$Flow.CurrentStage` or `$Flow.ActiveStages` global variable. Available in API version 43.0 and later.

## Supported Calls

`delete()`, `describeSObjects()`, `getDeleted()`, `getUpdated()`, `query()`, `retrieve()`, `undelete()`

## Fields

Field	Details
Name	<p><b>Type</b> string</p> <p><b>Properties</b> Autonumber, Defaulted on create, Filter, idLookup, Sort</p> <p><b>Description</b> The auto-generated ID of this relation.</p>
ParentId	<p><b>Type</b> reference</p> <p><b>Properties</b> Filter, Group, Sort</p> <p><b>Description</b> The flow interview that the record is related to.</p>
StageLabel	<p><b>Type</b> string</p> <p><b>Properties</b> Filter, Nillable, Sort</p> <p><b>Description</b> Label for the stage. If the stage is translated, the label respects the language of the user who is querying the label.</p>
StageOrder	<p><b>Type</b> int</p> <p><b>Properties</b> Filter, Group, Sort</p> <p><b>Description</b> The order of this stage when the flow interview was paused. This order may differ from the order in the stage definition.</p> <ul style="list-style-type: none"> <li>• If the type is Active, the order corresponds to the order of the stage in <code>\$Flow.ActiveStages</code>.</li> <li>• If the type is Current and corresponds to an active stage, the order matches the order of the active stage.</li> <li>• If the type is Current and doesn't correspond to an active stage, the order is 0.</li> </ul>
StageType	<p><b>Type</b> picklist</p> <p><b>Properties</b> Defaulted on create, Filter, Group, Nillable, Restricted picklist, Sort</p>

Field	Details
	<p><b>Description</b></p> <p>Type of stage. The valid values are:</p> <ul style="list-style-type: none"> <li>• Current: Identifies that the stage is set to <code>\$Flow.CurrentStage</code>.</li> <li>• Active: Identifies that the stage is set to <code>\$Flow.ActiveStages</code>.</li> </ul>

## Usage

You can use the FlowStageRelation records to represent the paused interview and its active and current stages visually.

For example, an Online Purchasing flow interview starts with several stages in `$Flow.ActiveStages`. If the interview is paused, Salesforce creates a FlowStageRelation record for each stage in `$Flow.ActiveStages` or `$Flow.CurrentStage`.

StageLabel	StageType	StageOrder
Review Cart	Active	0
Shipping Details	Active	1
Billing Details	Active	2
Payment Details	Active	3
Order Confirmation	Active	4
Shipping Details	Current	1

## FlowVariableView

Represents a variable within the flow version. This object is available in API version 46.0 and later.

## Supported Calls

`describeSObjects()`, `query()`

## Fields

Field	Details
ApiName	<p><b>Type</b></p> <p>string</p> <p><b>Properties</b></p> <p>Filter, Group, Nillable, Sort</p> <p><b>Description</b></p> <p>The API name of the flow variable.</p>

Field	Details
DataType	<p><b>Type</b> string</p> <p><b>Properties</b> Filter, Group, Nillable, Sort</p> <p><b>Description</b> The data type of the flow variable. Valid values are:</p> <ul style="list-style-type: none"> <li>• Apex—This value is available in API version 46.0 and later.</li> <li>• Boolean</li> <li>• Currency</li> <li>• Date</li> <li>• DateTime—This value is available in API version 30.0 and later.</li> <li>• Number</li> <li>• Multipicklist—This value is available in API version 34.0 and later.</li> <li>• Picklist—This value is available in API version 34.0 and later.</li> <li>• String</li> <li>• sObject</li> </ul>
Description	<p><b>Type</b> string</p> <p><b>Properties</b> Filter, Group, Nillable, Sort</p> <p><b>Description</b> Flow variable information, specified by the org's admin.</p>
DurableId	<p><b>Type</b> string</p> <p><b>Properties</b> Filter, Group, Nillable, Sort</p> <p><b>Description</b> The Id of the flow variable.</p>
FlowVersionViewId	<p><b>Type</b> string</p> <p><b>Properties</b> Filter, Nillable, Sort</p> <p><b>Description</b> The Id of the flow version.</p>
IsCollection	<p><b>Type</b> boolean</p>

Field	Details
	<p><b>Properties</b> Defaulted on create, Filter, Group, Sort</p> <p><b>Description</b> Indicates whether or not the flow variable is a collection of values.</p>
IsInput	<p><b>Type</b> boolean</p> <p><b>Properties</b> Defaulted on create, Filter, Group, Sort</p> <p><b>Description</b> Indicated whether or not the flow variable is available for input.</p>
IsOutput	<p><b>Type</b> boolean</p> <p><b>Properties</b> Defaulted on create, Filter, Group, Sort</p> <p><b>Description</b> Indicates whether or not the flow variable is available for output.</p>
ObjectType	<p><b>Type</b> string</p> <p><b>Properties</b> Filter, Group, Nillable, Sort</p> <p><b>Description</b> If the data type is sObject, this field indicates which object.</p>

## Usage

Use this object to query information about flow variables. A query must be filtered by `FlowVersionViewId` to get results. Only variables with `IsInput` or `IsOutput` marked as true are visible.

## FlowVersionView

Represents the version of a flow definition. This object is available in API version 46.0 and later.

## Supported Calls


`describeSObjects()`, `query()`

## Fields

Field	Details
Description	<p><b>Type</b> string</p> <p><b>Properties</b> Filter, Group, Nillable, Sort</p> <p><b>Description</b> Flow version information, specified by the org's admin.</p>
DurableId	<p><b>Type</b> string</p> <p><b>Properties</b> Filter, Group, Nillable, Sort</p> <p><b>Description</b> The ID of the flow version.</p>
FlowDefinitionViewId	<p><b>Type</b> string</p> <p><b>Properties</b> Filter, Nillable, Sort</p> <p><b>Description</b> The ID of the flow definition.</p>
IsTemplate	<p><b>Type</b> boolean</p> <p><b>Properties</b> Defaulted on create, Filter, Group, Sort</p> <p><b>Description</b> Indicates whether the process or flow is a template. When installed from managed packages, processes and flows can't be viewed or cloned by subscribers because of intellectual property (IP) protection. But when those processes and flows are templates, subscribers can open them in a builder, clone them, and customize the clones. Available in API version 46.0 and later.  Default: false</p>
Label	<p><b>Type</b> string</p> <p><b>Properties</b> Filter, Group, Nillable, Sort</p> <p><b>Description</b> The label of the flow version.</p>



Field	Details
ProcessType	<p data-bbox="605 268 659 296"><b>Type</b></p> <p data-bbox="643 304 711 331">picklist</p> <p data-bbox="605 350 716 378"><b>Properties</b></p> <p data-bbox="643 386 1070 413">Filter, Group, Nillable, Restricted picklist, Sort</p> <p data-bbox="605 432 729 459"><b>Description</b></p> <p data-bbox="643 468 1000 495">The type of the flow. Valid values are:</p> <ul data-bbox="643 514 1450 1738" style="list-style-type: none"> <li data-bbox="643 514 1450 573">• <code>Appointments</code>—A flow for Lightning Scheduler. This value is available in API version 44.0 and later.</li> <li data-bbox="643 592 1365 619">• <code>AutoLaunchedFlow</code>—A flow that doesn't require user interaction.</li> <li data-bbox="643 638 1450 730">• <code>ContactRequestFlow</code>—A flow that lets customers request that customer support get back to them. This flow is used to create contact request records. This value is available in API version 45.0 and later.</li> <li data-bbox="643 749 1450 877">• <code>CustomerLifecycle</code>—A Salesforce Surveys flow that lets you associate survey questions with different stages in customer lifecycles. This value is available in API version 49.0 and later and only when the Customer Lifecycle Designer license is enabled.</li> <li data-bbox="643 896 1450 989">• <code>CustomEvent</code>—A process that is invoked when it receives a platform event message. In the UI, it's an event process. This value is available in API version 41.0 and later.</li> <li data-bbox="643 1008 1450 1066">• <code>FieldServiceMobile</code>—A flow for the Field Service Lightning mobile app. This value is available in API version 39.0 and later.</li> <li data-bbox="643 1085 1450 1178">• <code>FieldServiceWeb</code>—A flow for embedded Appointment Booking. Its UI label is Field Service Embedded Flow. This value is available in API version 41.0 and later.</li> <li data-bbox="643 1197 1450 1325">• <code>Flow</code>—A flow that requires user interaction because it contains one or more screens or local actions, choices, or dynamic choices. In the UI and Salesforce Help, it's a screen flow. Screen flows can be launched from the UI, such as with a flow action, Lightning page, or web tab.</li> <li data-bbox="643 1344 1450 1436">• <code>InvocableProcess</code>—A process that can be invoked by another process or the Invocable Actions resource in REST API. This value is available in API version 38.0 and later.</li> <li data-bbox="643 1455 1450 1514">• <code>Survey</code>—A flow for Salesforce Surveys. From the UI, this type of flow is created in Survey Builder. This value is available in API version 42.0 and later.</li> <li data-bbox="643 1533 1450 1661">• <code>SurveyEnrich</code>—A Salesforce Surveys flow that uses the Survey Data Mapper. From the UI, this type of flow is created in the Survey Builder and requires an associated survey flow type. This value is available in API version 49.0 or later and only when the Customer Lifecycle Designer license is enabled.</li> <li data-bbox="643 1680 1450 1738">• <code>Workflow</code>—A process that is invoked when a record is created or edited. In the UI and Salesforce Help, it's a record change process.</li> </ul> <p data-bbox="643 1757 1027 1785">These values are reserved for future use.</p> <ul data-bbox="643 1803 938 1871" style="list-style-type: none"> <li data-bbox="643 1803 938 1831">• <code>ActionCadenceFlow</code></li> <li data-bbox="643 1850 834 1877">• <code>ActionPlan</code></li> </ul>

Field	Details
	<ul style="list-style-type: none"> <li>• CartAsyncFlow</li> <li>• CheckoutFlow</li> <li>• DecisionStudio</li> <li>• DigitalForm</li> <li>• Journey</li> <li>• JourneyBuilderIntegration</li> <li>• LoginFlow</li> <li>• ManagedContentFlow</li> <li>• OrchestrationFlow</li> <li>• SalesEntryExperienceFlow</li> <li>• TransactionSecurityFlow</li> <li>• UserProvisioningFlow</li> </ul> <p> <b>Note:</b> This value has significant impact on validation when saving the flow and on the flow's runtime behavior. Don't change this value unless you understand the flow properties of the specified type.</p> <p>Across flow versions, you can change the type only from <code>Flow</code> to <code>AutoLaunchedFlow</code> or vice versa. Before you change the flow type, make sure that the flow contains only elements, resources, and functionality that the new flow type supports.</p>
RunInMode	<p><b>Type</b> picklist</p> <p><b>Properties</b> Filter, Group, Nillable, Restricted picklist, Sort</p> <p><b>Description</b> The mode that the flow runs in. Valid values are:</p> <ul style="list-style-type: none"> <li>• <code>DefaultMode</code> — The flow version runs in system or user context, depending on how the flow is launched.</li> <li>• <code>SystemModeWithSharing</code> — The flow version always runs in system mode with sharing. The flow respects org-wide default settings, role hierarchies, sharing rules, manual sharing, teams, and territories. But it doesn't respect object permissions, field-level access, or other permissions of the running user.</li> </ul>
Status	<p><b>Type</b> picklist</p> <p><b>Properties</b> Filter, Group, Nillable, Restricted picklist, Sort</p> <p><b>Description</b> The flow's status.</p> <ul style="list-style-type: none"> <li>• <code>Active</code></li> </ul>

Field	Details
	<ul style="list-style-type: none"> <li>• Draft</li> <li>• Obsolete</li> <li>• InvalidDraft</li> </ul>
VersionNumber	<p><b>Type</b> int</p> <p><b>Properties</b> Filter, Group, Nillable, Sort</p> <p><b>Description</b> The flow's version number.</p>

## Usage

Use this object to query information about flow versions. A query must be filtered by `DurableId` or `FlowDefinitionViewId` to get results.

## Folder

Represents a repository for a Dashboard, Document, EmailTemplate, Macro, QuickText, or Report. Only one type of item can be contained in a folder.




## Supported Calls

`create()`, `delete()`, `describeSObjects()`, `getDeleted()`, `getUpdated()`, `query()`, `retrieve()`, `search()`, `update()`, `upsert()`

## Special Access Rules

- You must have the “Modify All Data” permission to create, update, or delete document folders and email template folders.
- Customer Portal users can't access this object.
- To query this object, no special permissions are needed.
- As of API version 35.0, when a folder is shared with a role, it is only visible to users in that role. Superior roles in the role hierarchy don't gain visibility.
- If analytics folder sharing is turned on, then users need these permissions to create and manage report folders and dashboard folders:
  - “Create Dashboard Folders”
  - “Create Report Folders”
- To use folders for macros and quick text, enable folders for these objects in Setup on the Macro Settings and Quick Text Settings pages.

## Fields

Field	Details
AccessType	<p><b>Type</b> picklist</p> <p><b>Properties</b> Create, Filter, Group, Restricted picklist, Sort, Update</p> <p><b>Description</b> Required. Indicates who can access the Folder. Available values include:</p> <ul style="list-style-type: none"> <li>• <code>Hidden</code>—Folder is hidden from everyone.</li> <li>• <code>Public</code>—Folder is accessible by all users.</li> <li>• <code>Shared</code>—Folder is accessible only by a User in a particular Group or UserRole. The API doesn't allow you to view, insert, or update which group or Role the Folder is shared with.</li> </ul> <p> <b>Note:</b> If analytics folder sharing is turned on for your organization, then this field is present but not used.</p>
DeveloperName	<p><b>Type</b> string</p> <p><b>Properties</b> Create, Filter, Group, Nillable, Sort, Update</p> <p><b>Description</b> The unique name of the object in the API. This name can contain only underscores and alphanumeric characters, and must be unique in your org. It must begin with a letter, not include spaces, not end with an underscore, and not contain two consecutive underscores. In managed packages, this field prevents naming conflicts on package installations. With this field, a developer can change the object's name in a managed package and the changes are reflected in a subscriber's organization. Label is <b>Folder Unique Name</b>.</p> <p> <b>Note:</b> When creating large sets of data, always specify a unique <code>DeveloperName</code> for each record. If no <code>DeveloperName</code> is specified, performance may slow while Salesforce generates one for each record.</p>
IsReadOnly	<p><b>Type</b> boolean</p> <p><b>Properties</b> Create, Defaulted on create, Filter, Group, Sort, Update</p> <p><b>Description</b> Indicates whether this Folder is read-only (<code>true</code>) or editable (<code>false</code>). Label is <i>Read Only</i>.</p> <p> <b>Note:</b> If analytics folder sharing is turned on for your organization, then this field is present but not used.</p>

Field	Details
Name	<p><b>Type</b> string</p> <p><b>Properties</b> Create, Filter, Group, idLookup, Sort, Update</p> <p><b>Description</b> Label of the folder as it appears in the user interface. Label is <b>Document Folder Label</b>.</p>
NamespacePrefix	<p><b>Type</b> string</p> <p><b>Properties</b> Filter, Group, Nillable, Sort</p> <p><b>Description</b> The namespace prefix that is associated with this object. Each Developer Edition org that creates a managed package has a unique namespace prefix. Limit: 15 characters. You can refer to a component in a managed package by using the <b><i>namespacePrefix__componentName</i></b> notation.</p> <p>The namespace prefix can have one of the following values.</p> <ul style="list-style-type: none"> <li>• In Developer Edition orgs, <code>NamespacePrefix</code> is set to the namespace prefix of the org for all objects that support it, unless an object is in an installed managed package. In that case, the object has the namespace prefix of the installed managed package. This field's value is the namespace prefix of the Developer Edition org of the package developer.</li> <li>• In orgs that are not Developer Edition orgs, <code>NamespacePrefix</code> is set only for objects that are part of an installed managed package. All other objects have no namespace prefix.</li> </ul>
Type	<p><b>Type</b> picklist</p> <p><b>Properties</b> Create, Filter, Group, Restricted picklist, Sort</p> <p><b>Description</b> Required. Type of objects contained in the Folder. This field can't be updated. Available values include:</p> <ul style="list-style-type: none"> <li>• Dashboard</li> <li>• Document</li> <li>• Email (for Salesforce Classic email templates)</li> <li>• EmailTemplate (for Lightning email templates)</li> <li>• Macro</li> <li>• QuickText</li> <li>• Report</li> </ul>

## Usage

Only one type of item can be contained in a folder, either Dashboard, Document, EmailTemplate, Macro, QuickText, or Report.

SEE ALSO:

[Object Basics](#)

## FolderedContentDocument

---

Represents the relationship between a parent and child ContentFolderItem in a ContentWorkspace.

## Supported Calls

`describeSObjects()`


## Fields

Field Name	Details
<code>ContentDocumentId</code>	<p><b>Type</b> reference</p> <p><b>Properties</b> Filter, Group, Sort</p> <p><b>Description</b> ID of the ContentDocument that can be in a folder.</p>
<code>ContentSize</code>	<p><b>Type</b> int</p> <p><b>Properties</b> Filter, Group, Nillable, Sort</p> <p><b>Description</b> File size of the ContentDocument.</p>
<code>FileExtension</code>	<p><b>Type</b> string</p> <p><b>Properties</b> Filter, Group, Nillable, Sort</p> <p><b>Description</b> File extension of the ContentDocument.</p>
<code>FileType</code>	<p><b>Type</b> string</p>

Field Name	Details
	<p><b>Properties</b> Filter, Group, Nillable, Sort</p> <p><b>Description</b> File type of the ContentDocument.</p>
IsFolder	<p><b>Type</b> boolean</p> <p><b>Properties</b> Defaulted on create, Filter, Group, Sort</p> <p><b>Description</b> Indicates that the FolderedContentDocument is a folder, rather than a file.</p>
ParentContentFolderId	<p><b>Type</b> reference</p> <p><b>Properties</b> Filter, Group, Nillable, Sort</p> <p><b>Description</b> ID of the ContentFolder the ContentDocument resides in.</p>
Title	<p><b>Type</b> string</p> <p><b>Properties</b> Filter, Group, idLookup, Sort</p> <p><b>Description</b> Name of the file or folder in a ContentFolder.</p>

## ForecastingAdjustment

This object represents an individual forecast manager's adjustment for a subordinate's or child territory's forecast via a ForecastingItem. Available in API versions 26 and greater. This object is separate from the ForecastingOwnerAdjustment object, which represents forecast users' adjustments of their *own* forecasts, including territory forecasts they own.

 **Note:** This information only applies to Collaborative Forecasts.

## Supported Calls

`create()`, `delete()`, `describeSObjects()`, `getDeleted()`, `getUpdated()`, `query()`, `retrieve()`, `update()`, `upsert()`

## Special Access Rules

As of Spring '20 and later, only standard users with the View All Forecasts or Allow Forecasting permission or delegated forecast manager status can access this object.

## Fields

Field Name	Details
AdjustedAmount	<p><b>Type</b> double</p> <p><b>Properties</b> Create, Filter, Sort, Update</p> <p><b>Description</b> The revenue amount of an individual forecast item, after an adjustment.</p>
AdjustedQuantity	<p><b>Type</b> double</p> <p><b>Properties</b> Create, Filter, Sort, Update</p> <p><b>Description</b> The quantity amount of an individual forecast item, after an adjustment. This field is available in API version 28 and later.</p>
AdjustmentNote	<p><b>Type</b> textarea</p> <p><b>Properties</b> Create, Filter, Group, Nillable, Sort, Update</p> <p><b>Description</b> A text note providing information about the adjustment. The maximum length is 140 characters. This field does not appear in reports.</p>
CurrencyIsoCode	<p><b>Type</b> picklist</p> <p><b>Properties</b> Create, Defaulted on create, Filter, Group, Restricted picklist, Sort, Update</p> <p><b>Description</b> The currency code of the adjustment. If omitted, the default is the importing user's personal currency.</p>
ForecastCategoryName	<p><b>Type</b> picklist</p>



## Field Name

## Details

**Properties**

Create, Filter, Group, Nillable, Restricted picklist, Sort

**Description**

The category within the sales cycle that an opportunity is assigned to based on its opportunity stage. The standard forecast categories are Pipeline, Best Case, Commit, Omitted, and Closed. You can customize forecast category names. The forecast categories display information for that specific category; for example, Best Case only reflects amounts in the Best Case category.

## ForecastingItemCategory

**Type**

picklist

**Properties**

Create, Filter, Group, Sort

**Description**

This field indicates which type of forecast rollup the manager adjustment belongs to. Depending on whether your organization uses individual forecast category rollups or cumulative forecast rollups, you have these possible values for the `ForecastingItemCategory` field.

**Individual forecast category rollups:**

- PipelineOnly - Rollup from Pipeline opportunities only.
- BestCaseOnly - Rollup from Best Case opportunities only. Adjustable.
- CommitOnly - Rollup from Commit opportunities only. Adjustable.

**Cumulative forecast rollups:**

- OpenPipeline - Rollup from Pipeline + Best Case + Commit opportunities.
- BestCaseForecast - Rollup from Best Case + Commit + Closed opportunities. Adjustable.
- CommitForecast - Rollup from Commit + Closed opportunities. Adjustable.

**Either cumulative or individual forecast category rollups:**

- ClosedOnly - Rollup from Closed opportunities only.

The `ForecastingItemCategory` field differs from the `ForecastCategoryName` field.

- The `ForecastCategoryName` field represents the forecast category of the *underlying opportunities* rolling up to forecast amounts. In organizations using cumulative forecast rollups, the `ForecastCategoryName` field can be null because the cumulative forecast amounts include opportunities from multiple forecast categories.
- The new `ForecastingItemCategory` field represents the *type of rollup* a forecast amount or adjustment is from. In organizations using individual forecast category columns, it contains the individual forecast rollup


Field Name	Details
	<p>categories. In organizations using cumulative forecast rollups, it contains the cumulative rollup categories.</p> <p>When inserting manager adjustments, the values you insert for <code>ForecastCategoryName</code> and <code>ForecastingItemCategory</code> must be compatible with each other. In organizations using cumulative forecast rollups, the <code>ForecastCategoryName</code> is nillable. The following pairs are valid.</p> <p><b>Individual forecast category rollups:</b></p> <ul style="list-style-type: none"> <li>• <code>ForecastCategoryName: BestCase, ForecastingItemCategory: BestCaseOnly</code></li> <li>• <code>ForecastCategoryName: Commit, ForecastingItemCategory: CommitOnly</code></li> </ul> <p><b>Cumulative forecast category rollups:</b></p> <ul style="list-style-type: none"> <li>• <code>ForecastCategoryName:null, ForecastingItemCategory: BestCaseForecast</code></li> <li>• <code>ForecastCategoryName:null, ForecastingItemCategory: CommitForecast</code></li> </ul>
ForecastingTypeId	<p><b>Type</b> reference</p> <p><b>Properties</b> Create, Filter, Group, Sort</p> <p><b>Description</b> The ID of the related ForecastingType.</p>
ForecastingItemId	<p><b>Type</b> reference</p> <p><b>Properties</b> Filter, Group, Sort</p> <p><b>Description</b> The ID of the related ForecastingItem.</p>
IsAmount	<p><b>Type</b> boolean</p> <p><b>Properties</b> Defaulted on create, Filter, Group, Sort</p> <p><b>Description</b> True indicates that the adjustment is made in a revenue amount. If false, then <code>IsQuantity</code> must be true. This field is available in API version 28 and later.</p>
IsQuantity	<p><b>Type</b> boolean</p>

Field Name	Details
	<p><b>Properties</b> Defaulted on create, Filter, Group, Sort</p> <p><b>Description</b> True indicates that the adjustment is made in a quantity amount. If false, then <code>IsAmount</code> must be true. This field is available in API version 28 and later.</p>
OwnerId	<p><b>Type</b> reference</p> <p><b>Properties</b> Create, Defaulted on create, Filter, Group, Sort</p> <p><b>Description</b> The ID of the forecast owner.</p>
PeriodId	<p><b>Type</b> reference</p> <p><b>Properties</b> Filter, Group, Nillable, Sort</p> <p><b>Description</b> Period ID for the adjustment. Read only.</p>
ProductFamily	<p><b>Type</b> picklist</p> <p><b>Properties</b> Create, Filter, Group, Nillable, Sort</p> <p><b>Description</b> The Product Family for the adjustment. Read only. This field is available in API version 29 and later.</p>
StartDate	<p><b>Type</b> date</p> <p><b>Properties</b> Create, Filter, Group, Sort</p> <p><b>Description</b> The start of the adjustment, expressed as month and year. The date can include any day in a given month. Stored using the first date of the month.</p>
Territory2Id	<p><b>Type</b> reference</p> <p><b>Properties</b> Create, Filter, Group, Nillable, Sort</p>

Field Name	Details
	<p><b>Description</b></p> <p>The ID of the territory to forecast on. Available in API version 43 and later.</p>

## Usage

Use this object to obtain a manager's adjustment detail for a specified `ForecastingItem`. The `ForecastingAdjustment` object is visible to all users, but only forecast managers and users above them in the forecast hierarchy can read or write `ForecastingAdjustment` records.

-  **Note:** Beginning with API version 30.0, organizations can have more than one forecasting type enabled. The `ForecastingQuota`, `ForecastingAdjustment`, `ForecastingOwnerAdjustment`, `ForecastingItem`, and `ForecastingFact` objects can all have records with different `ForecastingTypeId` values. Use the `ForecastingType` object to determine the ID for each forecast type and then filter `ForecastingQuota`, `ForecastingAdjustment`, `ForecastingItem`, or `ForecastingFact` records as necessary.

SEE ALSO:

[ForecastingFact](#)

[ForecastingItem](#)

[ForecastingQuota](#)

## ForecastingDisplayedFamily

Represents the table in Forecasts Settings where an admin selects the product families that users can forecast on in Lightning Experience. This object is available in API version 40.0 and later.

## Supported Calls

`describeSObjects()`, `query()`, `retrieve()`

## Special Access Rules

As of Spring '20 and later, only standard users with the View All Forecasts or Allow Forecasting permission or delegated forecast manager status can access this object.


## Fields

Field Name	Details
<code>DisplayPosition</code>	<p><b>Type</b></p> <p>int</p> <p><b>Properties</b></p> <p>Filter, Group, idLookup, Nillable, Sort</p>

Field Name	Details
	<p><b>Description</b></p> <p>The order in which product families are displayed on the forecasts page. Each value is unique to a product family.</p>
ProductFamily	<p><b>Type</b></p> <p>picklist</p> <p><b>Properties</b></p> <p>Filter, Group, Sort</p> <p><b>Description</b></p> <p>The product family available to forecast on. Each product family is unique.</p>

## ForecastingFact

This is a read-only object linking a ForecastingItem with its opportunities, such as opportunities that share the same owner or forecast category and have a closing date within the period of the forecasting item. Available in API versions 26 and greater.

 **Note:** This information only applies to Collaborative Forecasts.

## Supported Calls

`describeSObjects()`, `query()`, `retrieve()`

## Special Access Rules

As of Spring '20 and later, only standard users with the View All Forecasts or Allow Forecasting permission or delegated forecast manager status can access this object.

## Fields


Field Name	Details
ForecastCategoryName	<p><b>Type</b></p> <p>picklist</p> <p><b>Properties</b></p> <p>Filter, Group, Restricted picklist, Sort</p> <p><b>Description</b></p> <p>A forecast category is the category within the sales cycle to which an opportunity is assigned based on its opportunity stage. The standard forecast categories are Pipeline, Best Case, Commit, Omitted, and Closed. You can customize the forecast category names.</p>

Field Name	Details
ForecastedObjectId	<p><b>Type</b> reference</p> <p><b>Properties</b> Filter, Group, Nillable, Sort</p> <p><b>Description</b> Contains the Split ID of the forecasted OpportunitySplit object if the forecast data source is opportunity splits or the OpportunityLineItem ID of the forecasted opportunity if the data source is product families. If the data source is product families and the opportunity has no line item, this field is Null. If the forecast data source is opportunities, this field is Null. This field is available in API version 29 and later. Read only.</p>
ForecastingItemId	<p><b>Type</b> reference</p> <p><b>Properties</b> Filter, Group, Nillable, Sort</p> <p><b>Description</b> The ID of the ForecastingItem.</p>
ForecastingTypeId	<p><b>Type</b> reference</p> <p><b>Properties</b> Filter, Group, Nillable, Sort</p> <p><b>Description</b> The ID of the related ForecastingType.</p>
OpportunityId	<p><b>Type</b> reference</p> <p><b>Properties</b> Filter, Group, Sort</p> <p><b>Description</b> The opportunity ID.</p>
OwnerId	<p><b>Type</b> reference</p> <p><b>Properties</b> Filter, Group, Sort</p> <p><b>Description</b> The ID of the opportunity owner.</p>

Field Name	Details
PeriodId	<p><b>Type</b> reference</p> <p><b>Properties</b> Filter, Group, Nillable, Sort</p> <p><b>Description</b> Period ID for the forecast.</p>
Territory2Id	<p><b>Type</b> reference</p> <p><b>Properties</b> Filter, Group, Nillable, Sort</p> <p><b>Description</b> The ID of the territory to forecast on. Available in API version 43 and later.</p>

## Usage

Use this object to get information about opportunities linked to forecasting items.

 **Note:** Beginning with API version 30.0, organizations can have more than one forecasting type enabled. The `ForecastingQuota`, `ForecastingAdjustment`, `ForecastingOwnerAdjustment`, `ForecastingItem`, and `ForecastingFact` objects can all have records with different `ForecastingTypeId` values. Use the `ForecastingType` object to determine the ID for each forecast type and then filter `ForecastingQuota`, `ForecastingAdjustment`, `ForecastingItem`, or `ForecastingFact` records as necessary.

s

SEE ALSO:

[ForecastingAdjustment](#)

[ForecastingItem](#)

[ForecastingQuota](#)


## ForecastingItem

This is a read-only object used for individual forecast amounts. Users see amounts based on their perspectives and forecast roles. The amounts users see include one of the following when forecasting in revenue: `AmountWithoutAdjustments`, `AmountWithoutManagerAdjustment`, `ForecastAmount`, `OwnerOnlyAmount`. The amounts users see include one of the following when forecasting in quantity: `QuantityWithoutAdjustments`, `QuantityWithoutManagerAdjustment`, `ForecastQuantity`, `OwnerOnlyQuantity`. Available in API versions 26 and greater.

Additionally, note that users:

- with the “View All Forecasts” permission have access to all `ForecastingItem` fields.
- without the “View All Forecasts” permission have access to all fields for their own subordinates and child territories.

Other users can see the ForecastingItem object, but not its records.

 **Note:** This information only applies to Collaborative Forecasts.

## Supported Calls

`describeSObjects()`, `query()`, `retrieve()`

## Special Access Rules

As of Spring '20 and later, only standard users with the View All Forecasts or Allow Forecasting permission or delegated forecast manager status can access this object.

## Fields

Field Name	Details
<code>AmountWithoutAdjustments</code>	<p><b>Type</b> double</p> <p><b>Properties</b> Filter, Sort, Nillable</p> <p><b>Description</b> The sum of a person's owned revenue opportunities and the person's subordinates' and child territories' opportunities, without adjustments. Subordinates include everyone reporting up to a person in the role-based forecast hierarchy. This amount is visible only on reports.</p>
<code>AmountWithoutManagerAdjustment</code>	<p><b>Type</b> double</p> <p><b>Properties</b> Filter, Sort, Nillable</p> <p><b>Description</b> The forecast number as seen by the forecast owner. This is the sum of the owner's revenue opportunities and the owner's subordinates' and child territories' opportunities, including adjustments made by the forecast owner on the owner's or subordinates' and child territories' forecasts. It doesn't include adjustments made by forecast managers above the owner in the forecast hierarchy.</p>
<code>AmountWithoutOwnerAdjustment</code>	<p><b>Type</b> double</p> <p><b>Properties</b> Filter, Sort, Nillable</p>



Field Name	Details
	<p><b>Description</b></p> <p>The forecast amount as seen by the forecast owner without the owner's adjustment. This is the sum of the subordinate's and child territories' opportunities, including adjustments made by their manager or by the subordinate themselves, plus the rollup of the owner's own opportunities. <i>It doesn't include adjustments made by the forecast owner.</i></p>
ForecastAmount	<p><b>Type</b> double</p> <p><b>Properties</b> Filter, Sort, Nillable</p> <p><b>Description</b></p> <p>The revenue forecast from the forecast manager's perspective and the sum of the owner's and subordinates' and child territories' opportunities, including all forecast adjustments.</p>
ForecastCategoryName	<p><b>Type</b> picklist</p> <p><b>Properties</b> Filter, Group, Nillable, Restricted picklist, Sort</p> <p><b>Description</b></p> <p>A forecast category is the category within the sales cycle to which an opportunity is assigned based on its opportunity stage. The standard forecast categories are Pipeline, Best Case, Commit, Omitted, and Closed. You can customize the forecast category names.</p>
ForecastQuantity	<p><b>Type</b> double</p> <p><b>Properties</b> Filter, Sort, Nillable</p> <p><b>Description</b></p> <p>The quantity forecast from the forecast manager's perspective and the sum of the owner's and subordinates' opportunities, including all forecast adjustments. This field is available in API version 28 and later.</p>
ForecastingItemCategory	<p><b>Type</b> picklist</p> <p><b>Properties</b> Filter, Group, Sort</p> <p><b>Description</b></p> <p>This field indicates which type of forecast rollup the forecasting item belongs to. Depending on whether your organization uses individual forecast category rollups</p>

## Field Name

## Details

or cumulative forecast rollups, you have these possible values for the `ForecastingItemCategory` field.

**Individual forecast category rollups:**

- PipelineOnly - Rollup from Pipeline opportunities only.
- BestCaseOnly - Rollup from Best Case opportunities only. Adjustable.
- CommitOnly - Rollup from Commit opportunities only. Adjustable.

**Cumulative forecast rollups:**

- OpenPipeline - Rollup from Pipeline + Best Case + Commit opportunities.
- BestCaseForecast - Rollup from Best Case + Commit + Closed opportunities. Adjustable.
- CommitForecast - Rollup from Commit + Closed opportunities. Adjustable.

**Either cumulative or individual forecast category rollups:**

- ClosedOnly - Rollup from Closed opportunities only.

The `ForecastingItemCategory` field differs from the `ForecastCategoryName` field.

- The `ForecastCategoryName` field represents the forecast category of the *underlying opportunities* rolling up to forecast amounts. In organizations using cumulative forecast rollups, the `ForecastCategoryName` field can be null because the cumulative forecast amounts include opportunities from multiple forecast categories.
- The new `ForecastingItemCategory` field represents the *type of rollup* a forecast amount or adjustment is from. In organizations using individual forecast category columns, it contains the individual forecast rollup categories. In organizations using cumulative forecast rollups, it contains the cumulative rollup categories.

---

`ForecastingTypeId`
**Type**

reference

**Properties**

Filter, Group, Sort

**Description**The ID of the related `ForecastingType`.

---

`HasAdjustment`
**Type**

boolean

**Properties**

Defaulted on create, Filter, Group, Sort

Field Name	Details
	<p><b>Description</b></p> <p>A flag that indicates if the forecasting item includes a <i>manager</i> adjustment. This flag is true only when the item includes an adjustment and the user performing the query has read access to the adjustment.</p>
HasOwnerAdjustment	<p><b>Type</b> boolean</p> <p><b>Properties</b> Defaulted on create, Filter, Group, Sort</p> <p><b>Description</b></p> <p>A flag that indicates if the forecasting item includes an <i>owner</i> adjustment. This flag is true only when the item includes an adjustment and the user performing the query has read access to the adjustment. Available in API versions 33 and greater.</p>
IsAmount	<p><b>Type</b> boolean</p> <p><b>Properties</b> Defaulted on create, Filter, Group, Sort</p> <p><b>Description</b></p> <p>True indicates that the adjustment is made in a revenue amount. If false, then <code>IsQuantity</code> must be true. This field is available in API version 28 and later.</p>
IsQuantity	<p><b>Type</b> boolean</p> <p><b>Properties</b> Defaulted on create, Filter, Group, Sort</p> <p><b>Description</b></p> <p>True indicates that the adjustment is made in a quantity amount. If false, then <code>IsAmount</code> must be true. This field is available in API version 28 and later.</p>
IsUpToDate	<p><b>Type</b> boolean</p> <p><b>Properties</b> Defaulted on create, Filter, Group, Sort</p> <p><b>Description</b></p> <p>A flag indicating whether or not a specific forecasting item reflects current information. For example, if users are making adjustments which are in process, the item won't be up-to-date.</p>


Field Name	Details
OwnerId	<p><b>Type</b> reference</p> <p><b>Properties</b> Filter, Group, Sort</p> <p><b>Description</b> The ID of the forecast owner.</p>
OwnerOnlyAmount	<p><b>Type</b> double</p> <p><b>Properties</b> Filter, Sort, Nillable</p> <p><b>Description</b> The sum of a person's revenue opportunities, without adjustments.</p>
OwnerOnlyQuantity	<p><b>Type</b> double</p> <p><b>Properties</b> Filter, Sort, Nillable</p> <p><b>Description</b> The sum of a person's quantity opportunities, without adjustments. This field is available in API version 28 and later.</p>
ParentForecastingItemId	<p><b>Type</b> reference</p> <p><b>Properties</b> Filter, Group, Nillable, Sort</p> <p><b>Description</b> The ID of the ForecastingItem that the current item rolls up to.</p>
PeriodId	<p><b>Type</b> reference</p> <p><b>Properties</b> Filter, Group, Nillable, Sort</p> <p><b>Description</b> Period ID for the forecast.</p>
ProductFamily	<p><b>Type</b> picklist</p> <p><b>Properties</b> Filter, Group, Nillable, Sort</p>

Field Name	Details
	<p><b>Description</b></p> <p>The product family of the forecast item. This field is available in API version 29 and later. Read only.</p>
Territory2Id	<p><b>Type</b></p> <p>reference</p> <p><b>Properties</b></p> <p>Filter, Group, Nillable, Sort</p> <p><b>Description</b></p> <p>The ID of the territory to forecast on. Available in API version 43 and later.</p>
QuantityWithoutAdjustments	<p><b>Type</b></p> <p>double</p> <p><b>Properties</b></p> <p>Filter, Sort, Nillable</p> <p><b>Description</b></p> <p>The sum of a person's owned quantity opportunities and also his or her subordinates' opportunities, without adjustments. Subordinates include everyone reporting up to a person in the forecast hierarchy. This field is available in API version 28 and later.</p>
QuantityWithoutManagerAdjustment	<p><b>Type</b></p> <p>double</p> <p><b>Properties</b></p> <p>Filter, Sort, Nillable</p> <p><b>Description</b></p> <p>The forecast number as seen by the forecast owner. This is the sum of the owner's quantity opportunities and subordinates' opportunities, including adjustments made on the subordinates' forecasts. It doesn't include adjustments made by forecast managers above the owner in the forecast hierarchy. This field is available in API version 28 and later.</p>
QuantityWithoutOwnerAdjustment	<p><b>Type</b></p> <p>double</p> <p><b>Properties</b></p> <p>Filter, Sort, Nillable</p> <p><b>Description</b></p> <p>The forecast quantity as seen by the forecast owner without the owner's adjustment. This is the sum of the subordinate's opportunities, including adjustments made by their manager or by the subordinate themselves, plus the rollup of the owner's own opportunities. <i>It doesn't include adjustments made by the forecast owner.</i> This field is available in API version 38.0 and later.</p>

Field Name	Details
SubordinateOverrides	<p><b>Type</b> int</p> <p><b>Properties</b> Filter, Group, Sort</p> <p><b>Description</b> The total number of adjustments made to a forecast down the hierarchical chain. For example, User A has a forecast without adjustments. If User A adjusts User B's forecast, User A's <code>SubordinateOverrides</code> value is 1. Then if User B adjusts User C's forecast, User A's <code>SubordinateOverrides</code> value is 2. If User A removes his adjustment from User B's forecast, User A's <code>SubordinateOverrides</code> value is 1.</p> <p>This field is available in API version 38.0 and later.</p>

## Usage

Use this object to obtain individual forecast amounts, either with or without adjustments, based on a user's perspective and forecast role. The `ForecastingItem` object is visible to all users, but only forecast managers and users above them in the forecast hierarchy can read or write `ForecastingAdjustment` records.

 **Note:** Beginning with API version 30.0, organizations can have more than one forecasting type enabled. The `ForecastingQuota`, `ForecastingAdjustment`, `ForecastingOwnerAdjustment`, `ForecastingItem`, and `ForecastingFact` objects can all have records with different `ForecastingTypeId` values. Use the `ForecastingType` object to determine the ID for each forecast type and then filter `ForecastingQuota`, `ForecastingAdjustment`, `ForecastingItem`, or `ForecastingFact` records as necessary.

SEE ALSO:


[ForecastingAdjustment](#)

[ForecastingFact](#)

[ForecastingQuota](#)

## ForecastingOwnerAdjustment

This object represents an individual forecast user's adjustment of their *own* forecast, including territory forecasts they own, via a `ForecastingItem`. Available in API versions 33 and greater. This object is separate from the `ForecastingAdjustment` object, which represents managers' adjustments of *subordinates'* and child territories' forecasts.

 **Note:** This information only applies to Collaborative Forecasts.

## Supported Calls

`create()`, `delete()`, `describeSObjects()`, `getDeleted()`, `getUpdated()`, `query()`, `retrieve()`, `update()`, `upsert()`

## Special Access Rules

As of Spring '20 and later, only standard users with the View All Forecasts or Allow Forecasting permission or delegated forecast manager status can access this object.

## Fields

Field Name	Details
CurrencyIsoCode	<p><b>Type</b> picklist</p> <p><b>Properties</b> Create, Defaulted on create, Filter, Group, Nillable, Restricted picklist, Sort, Update</p> <p><b>Description</b> The currency code of the adjustment. If omitted, the default is the importing user's personal currency.</p>
ForecastCategoryName	<p><b>Type</b> picklist</p> <p><b>Properties</b> Create, Filter, Group, Nillable, Restricted picklist, Sort</p> <p><b>Description</b> The category within the sales cycle that an opportunity is assigned to based on its opportunity stage. The standard forecast categories are Pipeline, Best Case, Commit, Omitted, and Closed. You can customize forecast category names. The forecast categories display information for that specific category; for example, Best Case only reflects amounts in the Best Case category.</p>
ForecastingItemCategory	<p><b>Type</b> picklist</p> <p><b>Properties</b> Create, Filter, Group, Sort</p> <p><b>Description</b> This field indicates which type of forecast rollup the owner adjustment belongs to. Depending on whether your organization uses individual forecast category rollups or cumulative forecast rollups, you have these possible values for the <code>ForecastingItemCategory</code> field.</p> <p><b>Individual forecast category rollups:</b></p> <ul style="list-style-type: none"> <li>• PipelineOnly - Rollup from Pipeline opportunities only.</li> <li>• BestCaseOnly - Rollup from Best Case opportunities only. Adjustable.</li> <li>• CommitOnly - Rollup from Commit opportunities only. Adjustable.</li> </ul> <p><b>Cumulative forecast rollups:</b></p> <ul style="list-style-type: none"> <li>• OpenPipeline - Rollup from Pipeline + Best Case + Commit opportunities.</li> </ul>

## Field Name

## Details

- BestCaseForecast - Rollup from Best Case + Commit + Closed opportunities. Adjustable.
- CommitForecast - Rollup from Commit + Closed opportunities. Adjustable.

**Either cumulative or individual forecast category rollups:**

- ClosedOnly - Rollup from Closed opportunities only.

The `ForecastingItemCategory` field differs from the `ForecastCategoryName` field.

- The `ForecastCategoryName` field represents the forecast category of the *underlying opportunities* rolling up to forecast amounts. In organizations using cumulative forecast rollups, the `ForecastCategoryName` field can be null because the cumulative forecast amounts include opportunities from multiple forecast categories.
- The new `ForecastingItemCategory` field represents the *type of rollup* a forecast amount or adjustment is from. In organizations using individual forecast category columns, it contains the individual forecast rollup categories. In organizations using cumulative forecast rollups, it contains the cumulative rollup categories.

When inserting owner adjustments, the values you insert for `ForecastCategoryName` and `ForecastingItemCategory` must be compatible with each other. In organizations using cumulative forecast rollups, the `ForecastCategoryName` is nillable. These are the valid pairs.

**Individual forecast category rollups:**

- `ForecastCategoryName: BestCase,`  
`ForecastingItemCategory: BestCaseOnly`
- `ForecastCategoryName: Commit,`  
`ForecastingItemCategory: CommitOnly`

**Cumulative forecast category rollups:**

- `ForecastCategoryName: null, ForecastingItemCategory: BestCaseForecast`
- `ForecastCategoryName: null, ForecastingItemCategory: CommitForecast`

ForecastingItemId

**Type**

reference

**Properties**

Filter, Group, Sort

**Description**

The ID of the related ForecastingItem.

ForecastingTypeId

**Type**

reference




Field Name	Details
	<p><b>Properties</b> Create, Filter, Group, Nillable, Sort</p> <p><b>Description</b> The ID of the related ForecastingType.</p>
ForecastOwnerId	<p><b>Type</b> reference</p> <p><b>Properties</b> Create, Filter, Group, Nillable, Sort</p> <p><b>Description</b> The ID of the forecast owner.</p>
IsAmount	<p><b>Type</b> boolean</p> <p><b>Properties</b> Defaulted on create, Filter, Group, Sort</p> <p><b>Description</b> True indicates that the adjustment is made in a revenue amount. If false, then <code>IsQuantity</code> must be true.</p>
IsQuantity	<p><b>Type</b> boolean</p> <p><b>Properties</b> Defaulted on create, Filter, Group, Sort</p> <p><b>Description</b> True indicates that the adjustment is made in a quantity amount. If false, then <code>IsAmount</code> must be true.</p>
OwnerAdjustedAmount	<p><b>Type</b> currency</p> <p><b>Properties</b> Create, Filter, Nillable, Sort, Update</p> <p><b>Description</b> The revenue amount of an individual forecast item, after an adjustment.</p>
OwnerAdjustedQuantity	<p><b>Type</b> double</p> <p><b>Properties</b> Create, Filter, Nillable, Sort, Update</p>

Field Name	Details
	<p><b>Description</b></p> <p>The quantity amount of an individual forecast item, after an adjustment.</p>
OwnerAdjustmentNote	<p><b>Type</b> textarea</p> <p><b>Properties</b> Create, Filter, Group, Nillable, Sort, Update</p> <p><b>Description</b> A text note providing information about the adjustment. The maximum length is 140 characters. This field does not appear in reports.</p>
PeriodId	<p><b>Type</b> reference</p> <p><b>Properties</b> Filter, Group, Nillable, Sort</p> <p><b>Description</b> Period ID for the adjustment. Read only.</p>
ProductFamily	<p><b>Type</b> picklist</p> <p><b>Properties</b> Create, Filter, Group, Nillable, Sort</p> <p><b>Description</b> The Product Family for the adjustment. Read only.</p>
StartDate	<p><b>Type</b> date</p> <p><b>Properties</b> Create, Filter, Group, Nillable, Sort</p> <p><b>Description</b> The start of the adjustment, expressed as month and year. The date can include any day in a given month. Stored using the first date of the month.</p>
Territory2Id	<p><b>Type</b> reference</p> <p><b>Properties</b> Create, Filter, Group, Nillable, Sort</p> <p><b>Description</b> The ID of the territory to forecast on. Available in API version 43 and later.</p>

## Usage


Use this object to obtain a user's adjustment detail for a specified ForecastingItem in their own forecast.

 **Note:** Beginning with API version 30.0, organizations can have more than one forecasting type enabled. The `ForecastingQuota`, `ForecastingAdjustment`, `ForecastingOwnerAdjustment`, `ForecastingItem`, and `ForecastingFact` objects can all have records with different `ForecastingTypeId` values. Use the `ForecastingType` object to determine the ID for each forecast type and then filter `ForecastingQuota`, `ForecastingAdjustment`, `ForecastingItem`, or `ForecastingFact` records as necessary.

## ForecastingQuota

---

This object represents an individual user's or territory's quota for a specified time period. The "Manage Quotas" user permission is required for creating, updating, or deleting quotas. (Users can only edit their subordinates' or child territories' quotas, not their own.) The "View All Forecasts" permission is required to View any user's forecast, regardless of the forecast hierarchy. Available in API versions 25 and greater. Forecast managers can view the forecasts of subordinates and territories below them in the forecast hierarchy.

 **Note:** This information only applies to Collaborative Forecasts.

## Supported Calls

`create()`, `delete()`, `describeSObjects()`, `getDeleted()`, `getUpdated()`, `query()`, `retrieve()`, `update()`, `upsert()`

## Special Access Rules

As of Spring '20 and later, only standard users with the View All Forecasts or Allow Forecasting permission or delegated forecast manager status can access this object.

## Fields

Field Name	Details
<code>CurrencyIsoCode</code>	<p><b>Type</b> picklist</p> <p><b>Properties</b> Create, Defaulted on create, Filter, Group, Restricted picklist, Sort, Update</p> <p><b>Description</b> The currency code of the quota. If omitted, the default is the importing user's personal currency.</p>
<code>ForecastingTypeId</code>	<p><b>Type</b> reference</p> <p><b>Properties</b> Create, Filter, Group, Sort</p>

Field Name	Details
	<p><b>Description</b></p> <p>The ID of the related ForecastingType.</p>
IsAmount	<p><b>Type</b></p> <p>boolean</p> <p><b>Properties</b></p> <p>Defaulted on create, Filter, Group, Sort</p> <p><b>Description</b></p> <p>True indicates that the adjustment is made in a revenue amount. If false, then <code>IsQuantity</code> must be true. This field is available in API version 28 and later.</p>
IsQuantity	<p><b>Type</b></p> <p>boolean</p> <p><b>Properties</b></p> <p>Defaulted on create, Filter, Group, Sort</p> <p><b>Description</b></p> <p>True indicates that the adjustment is made in a quantity amount. If false, then <code>IsAmount</code> must be true. This field is available in API version 28 and later.</p>
PeriodId	<p><b>Type</b></p> <p>reference</p> <p><b>Properties</b></p> <p>Filter, Group, Nillable, Sort</p> <p><b>Description</b></p> <p>Period ID for the quota. Read only.</p>
ProductFamily	<p><b>Type</b></p> <p>picklist</p> <p><b>Properties</b></p> <p>Create, Filter, Group, Nillable, Sort</p> <p><b>Description</b></p> <p>The product family for the quota. This field is available in API version 29 and later.</p>
Territory2Id	<p><b>Type</b></p> <p>reference</p> <p><b>Properties</b></p> <p>Create, Filter, Group, Nillable, Sort</p> <p><b>Description</b></p> <p>The ID of the territory to forecast on. Available in API version 43 and later.</p>

Field Name	Details
QuotaAmount	<p><b>Type</b> currency</p> <p><b>Properties</b> Create, Filter, Sort, Update</p> <p><b>Description</b> The revenue quota amount for an individual user or territory and for a specific period.</p>
QuotaOwnerId	<p><b>Type</b> reference</p> <p><b>Properties</b> Create, Defaulted on create, Filter, Group, Sort, Update</p> <p><b>Description</b> ID that identifies the quota owner.</p>
QuotaQuantity	<p><b>Type</b> double</p> <p><b>Properties</b> Create, Filter, Sort, Update</p> <p><b>Description</b> The quantity quota amount for an individual user and for a specific period. This field is available in API version 28 and later.</p>
StartDate	<p><b>Type</b> date</p> <p><b>Properties</b> Create, Filter, Group, Sort, Update</p> <p><b>Description</b> The start of the quota, expressed as month and year. The date can include any day in a given month. Stored using the first date of the month.</p>

## Usage

Use this object to get an individual user's or territory's quota for a specified time period.



**Note:** Beginning with API version 30.0, organizations can have more than one forecasting type enabled. The `ForecastingQuota`, `ForecastingAdjustment`, `ForecastingOwnerAdjustment`, `ForecastingItem`, and `ForecastingFact` objects can all have records with different `ForecastingTypeId` values. Use the `ForecastingType`

object to determine the ID for each forecast type and then filter `ForecastingQuota`, `ForecastingAdjustment`, `ForecastingItem`, or `ForecastingFact` records as necessary.

SEE ALSO:

[ForecastingAdjustment](#)

[ForecastingFact](#)

[ForecastingItem](#)

## ForecastingShare

---

Represents forecasts shared between a forecast manager and a user. Available in API version 44.0 and later.

 **Note:** This information applies to Collaborative Forecasts and not to Customizable Forecasting.

## Supported Calls

`create()`, `delete()`, `describeSObjects()`, `query()`, `retrieve()`, `update()`, `upsert()`

## Special Access Rules

As of Spring '20 and later, only standard users with the View All Forecasts or Allow Forecasting permission or delegated forecast manager status can access this object.

## Fields

Field Name	Details
<code>AccessLevel</code>	<p><b>Type</b> picklist</p> <p><b>Properties</b> Create, Filter, Group, Restricted picklist, Sort</p> <p><b>Description</b> Whether the user you're sharing your forecasts with can view and adjust the forecasts or view only. This field is new since the pilot.</p> <p>Picklist values:</p> <ul style="list-style-type: none"> <li>• <code>ViewAndEdit</code></li> <li>• <code>ViewOnly</code></li> </ul>
<code>SharedForecastManagerRoleId</code>	<p><b>Type</b> reference</p> <p><b>Properties</b> Create, Filter, Group, Sort</p>

Field Name	Details
	<p><b>Description</b></p> <p>The ID of either of the following:</p> <ul style="list-style-type: none"> <li>• The role of the manager whose forecasts you want to share.</li> <li>• The territory whose forecasts you want to share.</li> </ul>
RoleType	<p><b>Type</b></p> <p>picklist</p> <p><b>Properties</b></p> <p>Filter, Group, Restricted picklist, Sort</p> <p><b>Description</b></p> <p>The type of hierarchy associated with the forecast share.</p> <ul style="list-style-type: none"> <li>• R - Role-based</li> <li>• T - Territory-based</li> <li>• Y - Territory2-based</li> </ul>
UserOrGroupId	<p><b>Type</b></p> <p>reference</p> <p><b>Properties</b></p> <p>Create, Filter, Group, Sort</p> <p><b>Description</b></p> <p>The ID of the user with whom the forecast is shared.</p>

## Usage

Use this object to let any stakeholder at your company view and adjust forecast managers' forecasts.

## ForecastingType

This object is used to identify the forecast type associated with `ForecastingAdjustment`, `ForecastingOwnerAdjustment`, `ForecastingQuota`, `ForecastingFact`, and `ForecastingItem` objects. Available in API versions 30.0 and greater.



**Note:** This information only applies to Collaborative Forecasts.

## Supported Calls

`describeSObjects()`, `query()`, `retrieve()`

## Special Access Rules

As of Spring '20 and later, only standard users with the View All Forecasts or Allow Forecasting permission or delegated forecast manager status can access this object.

## Fields

Field Name	Details
CanDisplayQuotas	<p><b>Type</b> boolean</p> <p><b>Properties</b> Defaulted on create, Filter, Group, Sort</p> <p><b>Description</b> Whether a forecast type can show quota information. Available in API version 38.0 and later.</p>
DateType	<p><b>Type</b> picklist</p> <p><b>Properties</b> Filter, Group, Restricted picklist, Sort</p> <p><b>Description</b> The date type that forecast amounts are based on. Values are:</p> <ul style="list-style-type: none"> <li>• <code>OpportunityCloseDate</code>: Base forecasts on opportunity close dates.</li> <li>• <code>ProductDate</code>: Base forecasts on opportunity product line item dates, if available.</li> <li>• <code>ScheduleDate</code>: Base forecasts on opportunity product schedule dates, if available.</li> </ul> <p>Available in API version 42.0 and later.</p>
DeveloperName	<p><b>Type</b> string</p> <p><b>Properties</b> Filter, Group, Sort</p> <p><b>Description</b> The name of the forecasting type. Allowed values include:</p> <ul style="list-style-type: none"> <li>• <code>LineItemQuantityProductDate</code> : Product Families - Quantity by product date. Available in API version 47.0 and later.</li> <li>• <code>LineItemQuantityScheduleDate</code> : Product Families - Quantity by schedule date. Available in API version 47.0 and later.</li> <li>• <code>LineItemRevenueProductDate</code> : Product Families - Revenue by product date. Available in API version 47.0 and later.</li> </ul>



Field Name	Details
	<ul style="list-style-type: none"> <li>• <code>LineItemRevenueScheduleDate</code> : Product Families - Revenue by schedule date. Available in API version 47.0 and later.</li> <li>• <code>OpportunityLineItemQuantity</code> : Product Families - Quantity</li> <li>• <code>OpportunityLineItemRevenue</code> : Product Families - Revenue</li> <li>• <code>OpportunityOverlayRevenue</code> : Opportunity Overlay Splits - Revenue</li> <li>• <code>OpportunityQuantity</code> : Opportunities - Quantity</li> <li>• <code>OpportunityQuantityProductDate</code> : Opportunities - Quantity by product date. Available in API version 43.0 and later.</li> <li>• <code>OpportunityQuantityScheduleDate</code> : Opportunities - Quantity by schedule date. Available in API version 43.0 and later.</li> <li>• <code>OpportunityRevenue</code> : Opportunities - Revenue</li> <li>• <code>OpportunityRevenueProductDate</code> : Opportunities - Revenue by product date. Available in API version 43.0 and later.</li> <li>• <code>OpportunityRevenueScheduleDate</code> : Opportunities - Revenue by schedule date. Available in API version 43.0 and later.</li> <li>• <code>OpportunitySplitRevenue</code> : Opportunity Revenue Splits - Revenue</li> <li>• <b><code>Territory_Model_NameN</code></b>: Territories, where <i>Territory_Model_Name</i> is the name of your active territory model in the API. <i>Territory_Model_Name</i> can be followed by <i>N</i>, an auto-generated number that distinguishes between territory forecast types. Available in API version 44.0 and later.</li> <li>• <b><code>Territory_Model_NameN_ProductFamily</code></b>: Deprecated. Territories - Product Families, where <i>Territory_Model_Name</i> is the name of your active territory model in the API and can be followed by <i>N</i>, an auto-generated number that distinguishes between territory forecast types. Available in API version 45.0 and 46.0. For territory models created in API version 47.0 and later, <b><code>Territory_Model_NameN</code></b> is used.</li> <li>• The name of a custom opportunity split type that has been enabled as a forecast type. Custom split types are based on currency fields, which can contain revenue amounts only.</li> </ul> <p>The <code>DeveloperName</code> is called <code>name</code> in the Metadata API and Forecasting Type in custom reports.</p>
HasProductFamily	<p><b>Type</b> boolean</p> <p><b>Properties</b> Defaulted on create, Group</p> <p><b>Description</b> Indicates whether a forecasts view includes product families. Available in API version 40.0 and later.</p>

Field Name	Details
IsActive	<p><b>Type</b> boolean</p> <p><b>Properties</b> Defaulted on create, Filter, Group, Sort</p> <p><b>Description</b> Indicates whether the forecasting type is enabled.</p>
IsAmount	<p><b>Type</b> boolean</p> <p><b>Properties</b> Defaulted on create, Filter, Group, Sort</p> <p><b>Description</b> Indicates whether the forecasting type is based on the revenue measurement.</p>
IsQuantity	<p><b>Type</b> boolean</p> <p><b>Properties</b> Defaulted on create, Filter, Group, Sort</p> <p><b>Description</b> Indicates whether the forecasting type is based on the quantity measurement.</p>
Language	<p><b>Type</b> picklist</p> <p><b>Properties</b> Filter, Group, Restricted picklist, Sort</p> <p><b>Description</b> The language of the forecasting type.</p>
MasterLabel	<p><b>Type</b> string</p> <p><b>Properties</b> Filter, Group, Sort</p> <p><b>Description</b> Master label for this Forecasting Type value. This display value is the internal label that does not get translated.</p>
OpportunitySplitTypeId	<p><b>Type</b> reference</p> <p><b>Properties</b> Filter, Group, Nillable, Sort</p>

Field Name	Details
	<p><b>Description</b></p> <p>Indicates whether the forecasting type has a split type, and if so, the name the split type. Available in API version 41.0 and later.</p>
RoleType	<p><b>Type</b></p> <p>picklist</p> <p><b>Properties</b></p> <p>Filter, Group, Restricted picklist, Sort</p> <p><b>Description</b></p> <p>Indicates whether the role type has a forecasting type, and if so, which forecasting type. Possible values are <math>\mathbb{R}</math> (user role-based forecasting type), <math>\mathbb{T}</math> (Territory1-based forecasting type; not used), and <math>\mathbb{Y}</math> (Territory2-based forecasting type). Available in API version 41.0 and later.</p>
Territory2ModelId	<p><b>Type</b></p> <p>reference</p> <p><b>Properties</b></p> <p>Filter, Group, Nillable, Sort</p> <p><b>Description</b></p> <p>Indicates whether the forecasting type has a Territory2 model, and if so, the name of the Territory2 model. Available in API version 41.0 and later.</p>

## Usage

Use this object to identify the forecast type of `ForecastingAdjustment`, `ForecastingQuota`, `ForecastingFact`, and `ForecastingItem` objects.

## ForecastingUserPreference

Represents the forecasting selections that a user has made, such as display options, date range, forecasting type, and currency.

## Supported Calls

`create()`, `describeSObjects()`, `query()`, `update()`, `upsert()`

## Special Access Rules

As of Spring '20 and later, only standard users with the View All Forecasts or Allow Forecasting permission or delegated forecast manager status can access this object.

## Fields

Field Name	Details
ExternalId	<p><b>Type</b> string</p> <p><b>Properties</b> Create, Filter, Group, Nillable, Sort, Update</p> <p><b>Description</b> A unique system-generated numerical identifier for the user.</p>
ForecastingDisplayedTypeId	<p><b>Type</b> reference</p> <p><b>Properties</b> Create, Group, Sort, Update</p> <p><b>Description</b> An identifier for the forecasting type that's displayed.</p>
ForecastingPeriodDuration	<p><b>Type</b> int</p> <p><b>Properties</b> Create, Group, Nillable, Sort, Update</p> <p><b>Description</b> How long the forecasting period lasts.</p>
ForecastingPeriodType	<p><b>Type</b> picklist</p> <p><b>Properties</b> Create, Group, Nillable, Restricted picklist, Sort, Update</p> <p><b>Description</b> The forecasting period's type. Valid values include: Month, Quarter, Week, or Year</p>
ForecastingStartPeriod	<p><b>Type</b> int</p> <p><b>Properties</b> Create, Group, Nillable, Sort, Update</p> <p><b>Description</b> The date when the forecasting period begins.</p>
ForecastingViewCurrency	<p><b>Type</b> string</p>

Field Name	Details
	<p><b>Properties</b> Create, Group, Nillable, Sort, Update</p> <p><b>Description</b> The currency shown on the forecasts page.</p>
IsForecastingHideZeroRows	<p><b>Type</b> boolean</p> <p><b>Properties</b> Create, Defaulted on create, Group, Sort, Update</p> <p><b>Description</b> Whether the forecasts page shows zero-value rows.</p>
IsForecastingShowQuantity	<p><b>Type</b> boolean</p> <p><b>Properties</b> Create, Defaulted on create, Group, Sort, Update</p> <p><b>Description</b> Whether the forecasts page shows forecast quantity.</p>
IsHideForecastingGuidedTour	<p><b>Type</b> boolean</p> <p><b>Properties</b> Create, Defaulted on create, Group, Sort, Update</p> <p><b>Description</b> Whether the forecasts page shows the guided tour.</p>
IsHideForecastingQuotaColumn	<p><b>Type</b> boolean</p> <p><b>Properties</b> Create, Defaulted on create, Group, Sort, Update</p> <p><b>Description</b> Whether the forecasts page shows a quota column.</p>
IsShowForecastingQuotaAttainment	<p><b>Type</b> boolean</p> <p><b>Properties</b> Create, Defaulted on create, Group, Sort, Update</p> <p><b>Description</b> Whether the forecasts page shows quota attainment information.</p>

# FormulaFunction

---

Represents a function used when building a formula, including examples and uses. This object is available in API version 47.0 and later.

## Supported Calls

`describeSObjects()`, `query()`

## Fields

Field	Details
<code>CategoryId</code>	<p><b>Type</b> string</p> <p><b>Properties</b> Filter, Group, Nillable, Sort</p> <p><b>Description</b> The ID of the FormulaFunctionCategory.</p>
<code>Description</code>	<p><b>Type</b> string</p> <p><b>Properties</b> Filter, Group, Nillable, Sort</p> <p><b>Description</b> Description of the formula function.</p>
<code>DurableId</code>	<p><b>Type</b> string</p> <p><b>Properties</b> Filter, Group, Nillable, Sort</p> <p><b>Description</b> Unique identifier for the field. Always retrieve this value before using it, as the value isn't guaranteed to stay the same from one release to the next. To simplify queries, use this field.</p>
<code>ExampleString</code>	<p><b>Type</b> string</p> <p><b>Properties</b> Filter, Group, Nillable, Sort</p> <p><b>Description</b> Describes the function and what arguments you can use with it.</p>
<code>IsAllowedInEntityContext</code>	<p><b>Type</b> boolean</p>

Field	Details
	<p><b>Properties</b> Defaulted on create, Filter, Group, Sort</p> <p><b>Description</b> Indicates whether you can use the formula function on an Entity (<code>true</code>) or not (<code>false</code>). For example, you cannot use the PRIORVALUE function in a custom Account formula field. The default value is <code>false</code>. This field is removed in API version 48.0 and later. Use the <a href="#">FormulaFunctionAllowedType</a> on page 1348 object instead.</p>
IsAllowedInFlowContext	<p><b>Type</b> boolean</p> <p><b>Properties</b> Defaulted on create, Filter, Group, Sort</p> <p><b>Description</b> Indicates whether the formula function is allowed in a Flow (<code>true</code>) or not (<code>false</code>). The default value is <code>false</code>. This field is removed in API version 48.0 and later. Use the <a href="#">FormulaFunctionAllowedType</a> on page 1348 object instead.</p>
IsAllowedInVisualforceContext	<p><b>Type</b> boolean</p> <p><b>Properties</b> Defaulted on create, Filter, Group, Sort</p> <p><b>Description</b> Indicates whether the formula function is allowed in Visualforce (<code>true</code>) or not (<code>false</code>). The default value is <code>false</code>. This field is removed in API version 48.0 and later. Use the <a href="#">FormulaFunctionAllowedType</a> on page 1348 object instead.</p>
Label	<p><b>Type</b> string</p> <p><b>Properties</b> Filter, Group, Nillable, Sort</p> <p><b>Description</b> The formula function label that appears in the user interface.</p>
Name	<p><b>Type</b> string</p> <p><b>Properties</b> Filter, Group, Nillable, Sort</p> <p><b>Description</b> The name of the formula function.</p>

## Usage

Query `FormulaFunction` to search for available formula functions, such as `AND()`, `ISBLANK()`, `MAX()`, `MIN()`, and others.

## FormulaFunctionAllowedType

---

Represents the functions that are supported in the given formula context. This object is available in API version 48.0 and later.

## Supported Calls

`describeSObjects()`, `query()`

## Fields

Field	Details
DurableId	<p><b>Type</b> string</p> <p><b>Properties</b> Filter, Group, Nillable, Sort</p> <p><b>Description</b> Unique identifier for the field. Always retrieve this value before using it, as the value isn't guaranteed to stay the same from one release to the next. To simplify queries, use this field.</p>
FunctionId	<p><b>Type</b> string</p> <p><b>Properties</b> Filter, Group, Nillable, Sort</p> <p><b>Description</b> Unique identifier for the supported function.</p>
Type	<p><b>Type</b> picklist</p> <p><b>Properties</b> Filter, Group, Nillable, Restricted picklist, Sort</p> <p><b>Description</b> The name of the formula type in which the function is supported. Possible values are:</p> <ul style="list-style-type: none"> <li>• FLOW</li> <li>• VALIDATION</li> <li>• VISUALFORCE</li> </ul>



# FormulaFunctionCategory

---

Represents the category to which a formula belongs when building a formula. This object is available in API version 47.0 and later.

## Supported Calls

`describeSObjects()`, `query()`

## Fields

Field	Details
DurableId	<p><b>Type</b> string</p> <p><b>Properties</b> Filter, Group, Nillable, Sort</p> <p><b>Description</b> Unique identifier for the field. Always retrieve this value before using it, as the value isn't guaranteed to stay the same from one release to the next. To simplify queries, use this field.</p>
Label	<p><b>Type</b> string</p> <p><b>Properties</b> Filter, Group, Nillable, Sort</p> <p><b>Description</b> Label of the FormulaFunctionCategory that appears in the user interface.</p>
Name	<p><b>Type</b> string</p> <p><b>Properties</b> Filter, Group, Nillable, Sort</p> <p><b>Description</b> Name of the FormulaFunctionCategory.</p>

## Usage

Query FormulaFunctionCategory to search for categories of available formula functions, such as `Math`, `Logical`, `Date` and `Time`, and others.

# FulfillmentOrder

---

Represents a group of products and delivery charges on a single order that share the same fulfillment location, delivery method, and recipient. The FulfillmentOrderLineItems belonging to a FulfillmentOrder are associated with OrderItemSummary objects belonging to a single OrderSummary. This object is available in API version 48.0 and later.

## Supported Calls

`create()`, `delete()`, `describeLayout()`, `describeSObjects()`, `getDeleted()`, `getUpdated()`, `query()`, `retrieve()`, `search()`, `undelete()`, `update()`, `upsert()`

## Special Access Rules

This object is only available in Salesforce Order Management orgs.

## Fields

Field	Details
AccountId	<p><b>Type</b> reference</p> <p><b>Properties</b> Create, Filter, Group, Sort</p> <p><b>Description</b> ID of the Account or Person Account associated with the FulfillmentOrder. It represents the shopper in the storefront.</p>
BillToContactId	<p><b>Type</b> reference</p> <p><b>Properties</b> Create, Filter, Group, Nillable, Sort</p> <p><b>Description</b> ID of the Contact associated with the FulfillmentOrder. It represents the shopper in the storefront when not using person accounts.  This field is available in API version 49.0 and later.</p>
CurrencyIsoCode	<p><b>Type</b> picklist</p> <p><b>Properties</b> Create, Defaulted on create, Filter, Group, Nillable, Restricted picklist, Sort, Update</p> <p><b>Description</b> ISO code for the currency of the OrderSummary associated with the FulfillmentOrder. The default value is USD.  Possible values are:</p>

Field	Details
	<ul style="list-style-type: none"><li>• DKK—Danish Krone</li><li>• EUR—Euro</li><li>• GBP—British Pound</li><li>• USD—U.S. Dollar</li></ul> <p>This field is available in API version 49.0 and later.</p>
DeliveryMethodId	<p><b>Type</b> reference</p> <p><b>Properties</b> Create, Filter, Group, Sort, Update</p> <p><b>Description</b> ID of the DeliveryMethod used for this FulfillmentOrder.</p>
FulfilledFromLocationId	<p><b>Type</b> reference</p> <p><b>Properties</b> Create, Filter, Group, Nillable, Sort, Update</p> <p><b>Description</b> ID of the Location handling this FulfillmentOrder.</p>
FulfilledToAddress	<p><b>Type</b> address</p> <p><b>Properties</b> Filter, Nillable</p> <p><b>Description</b> Address of the recipient.</p>
FulfilledToCity	<p><b>Type</b> string</p> <p><b>Properties</b> Create, Filter, Group, Nillable, Sort, Update</p> <p><b>Description</b> Recipient address city.</p>
FulfilledToCountry	<p><b>Type</b> string</p> <p><b>Properties</b> Create, Filter, Group, Nillable, Sort, Update</p> <p><b>Description</b> Recipient address country.</p>

Field	Details
FulfilledToEmailAddress	<p><b>Type</b> email</p> <p><b>Properties</b> Create, Filter, Group, Nillable, Sort, Update</p> <p><b>Description</b> Email address of the recipient.</p>
FulfilledToGeocodeAccuracy	<p><b>Type</b> picklist</p> <p><b>Properties</b> Create, Filter, Group, Nillable, Restricted picklist, Sort, Update</p> <p><b>Description</b> Accuracy of the geocode for the recipient address. Possible values are:</p> <ul style="list-style-type: none"> <li>• Address</li> <li>• Block</li> <li>• City</li> <li>• County</li> <li>• ExtendedZip</li> <li>• NearAddress</li> <li>• Neighborhood</li> <li>• State</li> <li>• Street</li> <li>• Unknown</li> <li>• Zip</li> </ul>
FulfilledToLatitude	<p><b>Type</b> double</p> <p><b>Properties</b> Create, Filter, Nillable, Sort, Update</p> <p><b>Description</b> Used with FulfilledToLongitude to specify the precise geolocation of the recipient address. Acceptable values are numbers between -90 and 90 with up to 15 decimal places.</p>
FulfilledToLongitude	<p><b>Type</b> double</p> <p><b>Properties</b> Create, Filter, Nillable, Sort, Update</p>

Field	Details
	<p><b>Description</b></p> <p>Used with FulfilledToLatitude to specify the precise geolocation of the recipient address. Acceptable values are numbers between -90 and 90 with up to 15 decimal places.</p>
FulfilledToName	<p><b>Type</b></p> <p>string</p> <p><b>Properties</b></p> <p>Create, Filter, Group, Sort, Update</p> <p><b>Description</b></p> <p>Name on the recipient address.</p>
FulfilledToPhone	<p><b>Type</b></p> <p>phone</p> <p><b>Properties</b></p> <p>Create, Filter, Group, Nillable, Sort, Update</p> <p><b>Description</b></p> <p>Phone number of the recipient.</p>
FulfilledToPostalCode	<p><b>Type</b></p> <p>string</p> <p><b>Properties</b></p> <p>Create, Filter, Group, Nillable, Sort, Update</p> <p><b>Description</b></p> <p>Recipient address postal code.</p>
FulfilledToState	<p><b>Type</b></p> <p>string</p> <p><b>Properties</b></p> <p>Create, Filter, Group, Nillable, Sort, Update</p> <p><b>Description</b></p> <p>Recipient address state.</p>
FulfilledToStreet	<p><b>Type</b></p> <p>textarea</p> <p><b>Properties</b></p> <p>Create, Filter, Group, Nillable, Sort, Update</p> <p><b>Description</b></p> <p>Recipient address street.</p>
FulfillmentOrderNumber	<p><b>Type</b></p> <p>string</p>

Field	Details
	<p><b>Properties</b> Autonumber, Defaulted on create, Filter, idLookup, Sort</p> <p><b>Description</b> ID of the FulfillmentOrder.</p>
GrandTotalAmount	<p><b>Type</b> currency</p> <p><b>Properties</b> Filter, Nillable, Sort</p> <p><b>Description</b> Total, including adjustments and tax, of the products and delivery charges on the FulfillmentOrder. This includes all FulfillmentOrderLineItems associated with the FulfillmentOrder. This amount is equal to TotalAmount + TotalTaxAmount.</p>
InvoiceId	<p><b>Type</b> reference</p> <p><b>Properties</b> Create, Filter, Group, Nillable, Sort, Update</p> <p><b>Description</b> ID of the Invoice associated with the FulfillmentOrder.</p>
IsSuspended	<p><b>Type</b> boolean</p> <p><b>Properties</b> Create, Defaulted on create, Filter, Group, Sort, Update</p> <p><b>Description</b> Indicates whether the FulfillmentOrder is suspended. The default value is false.</p>
ItemCount	<p><b>Type</b> double</p> <p><b>Properties</b> Filter, Nillable, Sort</p> <p><b>Description</b> Sum of the quantities of the FulfillmentOrderLineItems included in the FulfillmentOrder.</p>
LastReferencedDate	<p><b>Type</b> dateTime</p> <p><b>Properties</b> Filter, Nillable, Sort</p> <p><b>Description</b> Timestamp for when the current user last viewed a record related to this record.</p>

Field	Details
LastViewedDate	<p><b>Type</b> dateTime</p> <p><b>Properties</b> Filter, Nillable, Sort</p> <p><b>Description</b> Timestamp for when the current user last viewed this record. A null value can mean that this record has only been referenced (LastReferencedDate) and not viewed.</p>
OrderId	<p><b>Type</b> reference</p> <p><b>Properties</b> Create, Filter, Group, Nillable, Sort</p> <p><b>Description</b> ID of the original Order that generated the FulfillmentOrder.</p>
OrderSummaryId	<p><b>Type</b> reference</p> <p><b>Properties</b> Create, Filter, Group, Nillable, Sort</p> <p><b>Description</b> ID of the OrderSummary associated with the FulfillmentOrder.</p>
OwnerId	<p><b>Type</b> reference</p> <p><b>Properties</b> Create, Defaulted on create, Filter, Group, Sort, Update</p> <p><b>Description</b> ID of the User who currently owns this FulfillmentOrder. Default value is the User logged in to the API to perform the create.</p>
Status	<p><b>Type</b> picklist</p> <p><b>Properties</b> Create, Filter, Group, Sort, Update</p> <p><b>Description</b> Status of the FulfillmentOrder. Each status corresponds to one status category, shown here in parentheses. You can customize the status picklist to represent your business processes, but the status category picklist is fixed because processing is based on those values. If you customize the status picklist, include at least one status value for each status category. Default values are:</p> <ul style="list-style-type: none"> <li>• Allocated (Activated)</li> </ul>

Field	Details
	<ul style="list-style-type: none"> <li>Assigned (Fulfilling)</li> <li>Cancelled (Cancelled)</li> <li>Draft (Draft)</li> <li>Fulfilled (Closed)</li> <li>Pickpack (Fulfilling)</li> </ul>
StatusCategory	<p><b>Type</b> picklist</p> <p><b>Properties</b> Filter, Group, Restricted picklist, Sort</p> <p><b>Description</b> Status category of the FulfillmentOrder. Processing of the FulfillmentOrder depends on this value. Each status category corresponds to one or more statuses.</p> <p>Possible values are:</p> <ul style="list-style-type: none"> <li>ACTIVATED—Activated</li> <li>CANCELLED—Cancelled</li> <li>CLOSED—Closed</li> <li>DRAFT—Draft</li> <li>FULFILLING—Fulfilling</li> </ul>
TaxLocaleType	<p><b>Type</b> picklist</p> <p><b>Properties</b> Filter, Group, Nillable, Restricted picklist, Sort</p> <p><b>Description</b> The system used to handle tax on the original Order associated with the FulfillmentOrder. Gross usually applies to taxes like value-added tax (VAT), and Net usually applies to taxes like sales tax.</p> <p>Possible values are:</p> <ul style="list-style-type: none"> <li>Gross (displays most prices and taxes as combined values)</li> <li>Net (displays most prices and taxes as separate values)</li> </ul> <p>This field is available in API version 49.0 and later.</p>
TotalAdjustmentAmount	<p><b>Type</b> currency</p> <p><b>Properties</b> Filter, Nillable, Sort</p> <p><b>Description</b> Total amount of the price adjustments applied to the products on the FulfillmentOrder. This value only includes adjustments to FulfillmentOrderLineItems of type code Product.</p>



Field	Details
TotalAdjustment AmtWithTax	<p><b>Type</b> currency</p> <p><b>Properties</b> Filter, Nillable, Sort</p> <p><b>Description</b> Total amount of the price adjustments applied to the products on the FulfillmentOrder, inclusive of tax. This value only includes adjustments to FulfillmentOrderLineItems of type code Product. This amount is equal to TotalAdjustmentAmount + TotalAdjustmentTaxAmount.  This field is available in API version 49.0 and later.</p>
TotalAdjustmentTaxAmount	<p><b>Type</b> currency</p> <p><b>Properties</b> Filter, Nillable, Sort</p> <p><b>Description</b> Tax on the TotalAdjustmentAmount.</p>
TotalAmount	<p><b>Type</b> currency</p> <p><b>Properties</b> Filter, Nillable, Sort</p> <p><b>Description</b> Adjusted total, not including tax, of the FulfillmentOrderLineItems, including products and delivery charges, on the FulfillmentOrder.</p>
TotalDelivery AdjustAmount	<p><b>Type</b> currency</p> <p><b>Properties</b> Filter, Nillable, Sort</p> <p><b>Description</b> Total amount of the price adjustments applied to the delivery charges on the FulfillmentOrder. This value only includes adjustments to FulfillmentOrderLineItems of type code Charge.</p>
TotalDeliveryAdjust AmtWithTax	<p><b>Type</b> currency</p> <p><b>Properties</b> Filter, Nillable, Sort</p> <p><b>Description</b> Total amount of the price adjustments applied to the delivery charges on the FulfillmentOrder, inclusive of tax. This value only includes adjustments to FulfillmentOrderLineItems of type</p>

Field	Details
	<p>code Charge. This amount is equal to TotalDeliveryAdjustAmount + TotalDeliveryAdjustTaxAmount.</p> <p>This field is available in API version 49.0 and later.</p>
TotalDeliveryAdjustTaxAmount	<p><b>Type</b> currency</p> <p><b>Properties</b> Filter, Nillable, Sort</p> <p><b>Description</b> Tax on the TotalDeliveryAdjustAmount.</p>
TotalDeliveryAmount	<p><b>Type</b> currency</p> <p><b>Properties</b> Filter, Nillable, Sort</p> <p><b>Description</b> Total of the delivery charges on the FulfillmentOrder. This value only includes FulfillmentOrderLineItems of type code Charge.</p>
TotalDeliveryAmtWithTax	<p><b>Type</b> currency</p> <p><b>Properties</b> Filter, Nillable, Sort</p> <p><b>Description</b> Total amount of the delivery charges on the FulfillmentOrder, inclusive of tax. This value only includes FulfillmentOrderLineItems of type code Charge. This amount is equal to TotalDeliveryAmount + TotalDeliveryTaxAmount.</p> <p>This field is available in API version 49.0 and later.</p>
TotalDeliveryTaxAmount	<p><b>Type</b> currency</p> <p><b>Properties</b> Filter, Nillable, Sort</p> <p><b>Description</b> Tax on the TotalDeliveryAmount.</p>
TotalProductAmount	<p><b>Type</b> currency</p> <p><b>Properties</b> Filter, Nillable, Sort</p>

Field	Details
	<p><b>Description</b></p> <p>Total price of the products on the FulfillmentOrder. This value only includes FulfillmentOrderLineItems of type code Product.</p>
TotalProductAmtWithTax	<p><b>Type</b></p> <p>currency</p> <p><b>Properties</b></p> <p>Filter, Nillable, Sort</p> <p><b>Description</b></p> <p>Total price of the products on the FulfillmentOrder, inclusive of tax. This value only includes FulfillmentOrderLineItems of type code Product. This amount is equal to TotalProductAmount + TotalProductTaxAmount.</p> <p>This field is available in API version 49.0 and later.</p>
TotalProductTaxAmount	<p><b>Type</b></p> <p>currency</p> <p><b>Properties</b></p> <p>Filter, Nillable, Sort</p> <p><b>Description</b></p> <p>Tax on the TotalProductAmount.</p>
TotalTaxAmount	<p><b>Type</b></p> <p>currency</p> <p><b>Properties</b></p> <p>Filter, Nillable, Sort</p> <p><b>Description</b></p> <p>Tax on the TotalAmount.</p>
Type	<p><b>Type</b></p> <p>picklist</p> <p><b>Properties</b></p> <p>Create, Filter, Group, Sort, Update</p> <p><b>Description</b></p> <p>Type of the FulfillmentOrder. Each type corresponds to one type category, shown here in parentheses. You can customize the type picklist to represent your business processes, but the type category picklist is fixed because processing is based on those values. If you customize the type picklist, include at least one type value for each type category.</p> <p>Default values are:</p> <ul style="list-style-type: none"> <li>• Download (Digital)</li> <li>• Email (Digital)</li> <li>• In Store Pickup (Physical)</li> </ul>

Field	Details
	<ul style="list-style-type: none"> <li>• Retail Store (Physical)</li> <li>• Supplier (Drop Ship)</li> <li>• Warehouse (Physical)</li> </ul>
TypeCategory	<p><b>Type</b> picklist</p> <p><b>Properties</b> Filter, Group, Restricted picklist, Sort</p> <p><b>Description</b> Type category of the FulfillmentOrder. Processing of the FulfillmentOrder depends on this value. Each type category corresponds to one or more types. Possible values are:</p> <ul style="list-style-type: none"> <li>• DIGITAL—Digital</li> <li>• DROPSHIP—Drop Ship</li> <li>• PHYSICAL—Physical</li> </ul>

**SEE ALSO:**[FulfillmentOrderLineItem](#)[Order](#)[OrderSummary](#)

## FulfillmentOrderItemAdjustment

Represents a price adjustment on a FulfillmentOrderLineItem. Corresponds to an OrderItemAdjustmentLineSummary associated with the corresponding OrderItemSummary. This object is available in API version 48.0 and later.

This object is used for calculations and doesn't have a default record page.

### Supported Calls

`create()`, `delete()`, `describeLayout()`, `describeSObjects()`, `getDeleted()`, `getUpdated()`, `query()`, `retrieve()`, `update()`, `upsert()`

### Special Access Rules

This object is only available in Salesforce Order Management orgs.

## Fields

Field	Details
Amount	<p><b>Type</b> currency</p> <p><b>Properties</b> Create, Filter, Sort</p> <p><b>Description</b> Amount, not including tax, of the adjustment.</p>
CampaignName	<p><b>Type</b> string</p> <p><b>Properties</b> Create, Filter, Group, Nillable, Sort, Update</p> <p><b>Description</b> Campaign associated with the adjustment.</p>
CouponName	<p><b>Type</b> string</p> <p><b>Properties</b> Create, Filter, Group, Nillable, Sort, Update</p> <p><b>Description</b> Coupon associated with the adjustment.</p>
CurrencyIsoCode	<p><b>Type</b> picklist</p> <p><b>Properties</b> Defaulted on create, Filter, Group, Restricted picklist, Sort</p> <p><b>Description</b> ISO code for the currency of the FulfillmentOrderLineItem to which the adjustment applies. The default value is USD. Possible values are:</p> <ul style="list-style-type: none"> <li>• DKK—Danish Krone</li> <li>• EUR—Euro</li> <li>• GBP—British Pound</li> <li>• USD—U.S. Dollar</li> </ul> <p>This field is available in API version 49.0 and later.</p>
Description	<p><b>Type</b> textarea</p> <p><b>Properties</b> Create, Nillable, Update</p>

Field	Details
	<p><b>Description</b> Text description of the adjustment.</p>
FulfillmentOrderId	<p><b>Type</b> reference</p> <p><b>Properties</b> Create, Filter, Group, Sort</p> <p><b>Description</b> ID of the FulfillmentOrder associated with the FulfillmentOrderLineItem to which the adjustment applies.</p>
FulfillmentOrderItemAdjustmentNumber	<p><b>Type</b> string</p> <p><b>Properties</b> Autonumber, Defaulted on create, Filter, idLookup, Sort</p> <p><b>Description</b> ID of the FulfillmentOrderLineItemAdjustment.</p>
FulfillmentOrderLineItemId	<p><b>Type</b> reference</p> <p><b>Properties</b> Create, Filter, Group, Sort</p> <p><b>Description</b> ID of the FulfillmentOrderLineItem to which this adjustment applies.</p>
OrderItemAdjustmentLineSummaryId	<p><b>Type</b> reference</p> <p><b>Properties</b> Create, Filter, Group, Nillable, Sort</p> <p><b>Description</b> ID of the OrderItemAdjustmentLineSummary associated with the adjustment.</p>
PromotionName	<p><b>Type</b> string</p> <p><b>Properties</b> Create, Filter, Group, Nillable, Sort, Update</p> <p><b>Description</b> Promotion associated with the adjustment.</p>
TotalAmtWithTax	<p><b>Type</b> currency</p>

Field	Details
	<p><b>Properties</b> Filter, Nillable, Sort</p> <p><b>Description</b> Total amount of the adjustment, inclusive of tax. This amount is equal to Amount + TotalTaxAmount.  This field is available in API version 49.0 and later.</p>
TotalTaxAmount	<p><b>Type</b> currency</p> <p><b>Properties</b> Filter, Nillable, Sort</p> <p><b>Description</b> Tax on the Amount.</p>

SEE ALSO:

[FulfillmentOrder](#)

[FulfillmentOrderItemTax](#)

[FulfillmentOrderLineItem](#)

[OrderItemAdjustmentLineSummary](#)

## FulfillmentOrderItemTax

Represents the tax on a FulfillmentOrderLineItem or FulfillmentOrderItemAdjustment. Corresponds to an OrderItemTaxLineItemSummary. This object is available in API version 48.0 and later.

This object is used for calculations and doesn't have a default record page.

### Supported Calls

`create()`, `delete()`, `describeLayout()`, `describeSObjects()`, `getDeleted()`, `getUpdated()`, `query()`, `retrieve()`, `update()`, `upsert()`

### Special Access Rules

This object is only available in Salesforce Order Management orgs.

## Fields

Field	Details
Amount	<p><b>Type</b> currency</p> <p><b>Properties</b> Create, Filter, Sort</p> <p><b>Description</b> Amount of tax represented by the FulfillmentOrderItemTax.</p>
CurrencyIsoCode	<p><b>Type</b> picklist</p> <p><b>Properties</b> Defaulted on create, Filter, Group, Restricted picklist, Sort</p> <p><b>Description</b> ISO code for the currency of the FulfillmentOrderLineItem to which the tax applies. The default value is USD.  Possible values are:</p> <ul style="list-style-type: none"> <li>• DKK—Danish Krone</li> <li>• EUR—Euro</li> <li>• GBP—British Pound</li> <li>• USD—U.S. Dollar</li> </ul> <p>This field is available in API version 49.0 and later.</p>
Description	<p><b>Type</b> textarea</p> <p><b>Properties</b> Create, Nillable, Update</p> <p><b>Description</b> Description of the FulfillmentOrderItemTax.</p>
FulfillmentOrderId	<p><b>Type</b> reference</p> <p><b>Properties</b> Create, Filter, Group, Sort</p> <p><b>Description</b> ID of the associated FulfillmentOrder.</p>
FulfillmentOrderItemAdjustId	<p><b>Type</b> reference</p> <p><b>Properties</b> Create, Filter, Group, Nillable, Sort</p>



Field	Details
	<p><b>Description</b></p> <p>If this object represents tax on an adjustment, this value is the ID of the FulfillmentOrderItemAdjustment to which the tax applies. If this value is null, the adjustment applies to a FulfillmentOrderLineItem.</p>
FulfillmentOrderItemTaxNumber	<p><b>Type</b></p> <p>string</p> <p><b>Properties</b></p> <p>Autonumber, Defaulted on create, Filter, idLookup, Sort</p> <p><b>Description</b></p> <p>ID of the FulfillmentOrderItemTax.</p>
FulfillmentOrderLineItemId	<p><b>Type</b></p> <p>reference</p> <p><b>Properties</b></p> <p>Create, Filter, Group, Sort</p> <p><b>Description</b></p> <p>If this object represents tax on a FulfillmentOrderLineItem, this value is the ID of that FulfillmentOrderLineItem. If this object represents tax on an adjustment, this value is the ID of the FulfillmentOrderLineItem to which the adjustment applies.</p>
OrderItemTaxLineItemSummaryId	<p><b>Type</b></p> <p>reference</p> <p><b>Properties</b></p> <p>Create, Filter, Group, Nillable, Sort</p> <p><b>Description</b></p> <p>ID of the OrderItemTaxLineItemSummary associated with the OrderItemSummary that corresponds to the FulfillmentOrderLineItem to which the tax applies.</p>
Rate	<p><b>Type</b></p> <p>percent</p> <p><b>Properties</b></p> <p>Create, Filter, Nillable, Sort, Update</p> <p><b>Description</b></p> <p>Tax rate used to calculate the Amount.</p>
TaxEffectiveDate	<p><b>Type</b></p> <p>date</p> <p><b>Properties</b></p> <p>Create, Filter, Group, Sort, Update</p> <p><b>Description</b></p> <p>Date on which the Amount was calculated. Important due to tax rate changes over time.</p>

Field	Details
Type	<p><b>Type</b> picklist</p> <p><b>Properties</b> Create, Filter, Group, Restricted picklist, Sort, Update</p> <p><b>Description</b> Indicates whether the Amount is actual or estimated. Possible values are:</p> <ul style="list-style-type: none"> <li>• Actual</li> <li>• Estimated</li> </ul>

## SEE ALSO:

[FulfillmentOrder](#)[FulfillmentOrderItemAdjustment](#)[FulfillmentOrderLineItem](#)[OrderItemTaxLineItemSummary](#)

## FulfillmentOrderLineItem

---

Represents a product or delivery charge belonging to a FulfillmentOrder. Corresponds to an OrderItemSummary. This object is available in API version 48.0 and later.

### Supported Calls

`create()`, `delete()`, `describeLayout()`, `describeSObjects()`, `getDeleted()`, `getUpdated()`, `query()`, `retrieve()`, `update()`, `upsert()`

### Special Access Rules

This object is only available in Salesforce Order Management orgs.

### Fields

Field	Details
CurrencyIsoCode	<p><b>Type</b> picklist</p> <p><b>Properties</b> Defaulted on create, Filter, Group, Restricted picklist, Sort</p>

Field	Details
	<p><b>Description</b></p> <p>ISO code for the currency of the FulfillmentOrder associated with the FulfillmentOrderLineItem. The default value is USD.</p> <p>Possible values are:</p> <ul style="list-style-type: none"> <li>• DKK—Danish Krone</li> <li>• EUR—Euro</li> <li>• GBP—British Pound</li> <li>• USD—U.S. Dollar</li> </ul> <p>This field is available in API version 49.0 and later.</p>
Description	<p><b>Type</b></p> <p>string</p> <p><b>Properties</b></p> <p>Create, Filter, Group, Nillable, Sort, Update</p> <p><b>Description</b></p> <p>Description of the FulfillmentOrderLineItem.</p>
EndDate	<p><b>Type</b></p> <p>dateTime</p> <p><b>Properties</b></p> <p>Create, Filter, Nillable, Sort</p> <p><b>Description</b></p> <p>End date of the FulfillmentOrderLineItem.</p>
FulfillmentOrderId	<p><b>Type</b></p> <p>reference</p> <p><b>Properties</b></p> <p>Create, Filter, Group, Sort</p> <p><b>Description</b></p> <p>ID of the FulfillmentOrder associated with the FulfillmentOrderLineItem.</p>
FulfillmentOrderLineItemNumber	<p><b>Type</b></p> <p>string</p> <p><b>Properties</b></p> <p>Autonumber, Defaulted on create, Filter, idLookup, Sort</p> <p><b>Description</b></p> <p>ID of the FulfillmentOrderLineItem.</p>
GrossUnitPrice	<p><b>Type</b></p> <p>currency</p>

Field	Details
	<p><b>Properties</b> Create, Filter, Nillable, Sort</p> <p><b>Description</b> Unit price, including tax, of the FulfillmentOrderLineItem. This value is equal to TotalPrice + TotalTaxAmount.  This field is available in API version 49.0 and later.</p>
OrderItemId	<p><b>Type</b> reference</p> <p><b>Properties</b> Create, Filter, Group, Nillable, Sort</p> <p><b>Description</b> ID of the original OrderItem for the OrderItemSummary associated with the FulfillmentOrderLineItem.</p>
OrderItemSummaryId	<p><b>Type</b> reference</p> <p><b>Properties</b> Create, Filter, Group, Nillable, Sort</p> <p><b>Description</b> ID of the OrderItemSummary associated with the FulfillmentOrderLineItem.</p>
OriginalQuantity	<p><b>Type</b> double</p> <p><b>Properties</b> Create, Filter, Sort</p> <p><b>Description</b> Original quantity of the FulfillmentOrderLineItem.</p>
Product2Id	<p><b>Type</b> reference</p> <p><b>Properties</b> Create, Filter, Group, Nillable, Sort</p> <p><b>Description</b> ID of the product represented by the FulfillmentOrderLineItem.</p>
Quantity	<p><b>Type</b> double</p> <p><b>Properties</b> Create, Filter, Sort, Update</p>

Field	Details
	<p><b>Description</b> Current quantity of the FulfillmentOrderLineItem. Equal to the original quantity minus any canceled quantity.</p>
QuantityUnitOfMeasure	<p><b>Type</b> string</p> <p><b>Properties</b> Create, Filter, Group, Nillable, Sort</p> <p><b>Description</b> Unit of measure of the quantity, for example: unit, gallon, ton, or case.</p>
ServiceDate	<p><b>Type</b> dateTime</p> <p><b>Properties</b> Create, Filter, Nillable, Sort</p> <p><b>Description</b> Service or start date of the FulfillmentOrderLineItem.</p>
TotalAdjustmentAmount	<p><b>Type</b> currency</p> <p><b>Properties</b> Filter, Nillable, Sort</p> <p><b>Description</b> Total of any price adjustments applied to the FulfillmentOrderLineItem.</p>
TotalAdjustmentAmountWithTax	<p><b>Type</b> currency</p> <p><b>Properties</b> Filter, Nillable, Sort</p> <p><b>Description</b> Total amount of the price adjustments applied to the FulfillmentOrderLineItem, inclusive of tax. This amount is equal to TotalAdjustmentAmount + TotalAdjustmentTaxAmount.  This field is available in API version 49.0 and later.</p>
TotalAdjustmentTaxAmount	<p><b>Type</b> currency</p> <p><b>Properties</b> Filter, Nillable, Sort</p> <p><b>Description</b> Tax on the TotalAdjustmentAmount.</p>

Field	Details
TotalAmount	<p><b>Type</b> currency</p> <p><b>Properties</b> Filter, Nillable, Sort</p> <p><b>Description</b> Total, including adjustments and tax, of the FulfillmentOrderLineItem.</p>
TotalLineAmount	<p><b>Type</b> currency</p> <p><b>Properties</b> Create, Defaulted on create, Filter, Nillable, Sort</p> <p><b>Description</b> Total, not including adjustments or tax, of the FulfillmentOrderLineItem.</p>
TotalLineAmountWithTax	<p><b>Type</b> currency</p> <p><b>Properties</b> Filter, Nillable, Sort</p> <p><b>Description</b> Total price of the FulfillmentOrderLineItem, inclusive of tax. This amount is equal to TotalLineAmount + TotalLineTaxAmount.  This field is available in API version 49.0 and later.</p>
TotalLineTaxAmount	<p><b>Type</b> currency</p> <p><b>Properties</b> Filter, Nillable, Sort</p> <p><b>Description</b> Tax on the TotalLineAmount.</p>
TotalPrice	<p><b>Type</b> currency</p> <p><b>Properties</b> Filter, Nillable, Sort</p> <p><b>Description</b> Total, including adjustments but not tax, of the FulfillmentOrderLineItem. Equal to UnitPrice times Quantity.</p>
TotalTaxAmount	<p><b>Type</b> currency</p>

Field	Details
	<p><b>Properties</b> Filter, Nillable, Sort</p> <p><b>Description</b> Tax on the TotalPrice.</p>
Type	<p><b>Type</b> picklist</p> <p><b>Properties</b> Create, Filter, Group, Restricted picklist, Sort</p> <p><b>Description</b> Type of the FulfillmentOrderLineItem. Matches the type of the associated OrderItemSummary. Delivery Charge indicates that the FulfillmentOrderLineItem represents a delivery charge. Order Product indicates that it represents any other type of product, service, or charge. Each type corresponds to one type code, shown here in parentheses.  Possible values are:</p> <ul style="list-style-type: none"> <li>• Delivery Charge</li> <li>• Order Product</li> </ul>
TypeCode	<p><b>Type</b> picklist</p> <p><b>Properties</b> Create, Filter, Group, Restricted picklist, Sort</p> <p><b>Description</b> Type code of the FulfillmentOrderLineItem. Matches the type code of the associated OrderItemSummary. Processing depends on this value. Charge indicates that the FulfillmentOrderLineItem represents a delivery charge. Product indicates that it represents any other type of product, service, or charge. Each type category corresponds to one or more types.  Possible values are:</p> <ul style="list-style-type: none"> <li>• Charge</li> <li>• Product</li> </ul>
UnitPrice	<p><b>Type</b> currency</p> <p><b>Properties</b> Create, Defaulted on create, Filter, Nillable, Sort</p>

Field	Details
	<p><b>Description</b> Unit price of the FulfillmentOrderLineItem.</p>

## SEE ALSO:

[FulfillmentOrder](#)  
[FulfillmentOrderItemAdjustment](#)  
[FulfillmentOrderItemTax](#)  
[OrderItemSummary](#)

## Goal

---

The Goal object represents the components of a goal such as its name, description, and status.

## Supported Calls

[create\(\)](#), [delete\(\)](#), [describeLayout\(\)](#), [describeSObjects\(\)](#), [getDeleted\(\)](#), [getUpdated\(\)](#), [query\(\)](#), [retrieve\(\)](#), [search\(\)](#), [undelete\(\)](#), [update\(\)](#), [upsert\(\)](#)

## Fields

Field Name	Details
CompletionDate	<p><b>Type</b> dateTime</p> <p><b>Properties</b> Create, Filter, Nillable, Sort, Update</p> <p><b>Description</b> The completion date of the goal.</p>
Description	<p><b>Type</b> textarea</p> <p><b>Properties</b> Create, Nillable, Update</p> <p><b>Description</b> The description of the goal. The maximum length is 65,535 characters.</p>
DueDate	<p><b>Type</b> date</p> <p><b>Properties</b> Create, Filter, Group, Nillable, Sort, Update</p>



Field Name	Details
	<p><b>Description</b> The date the goal is due.</p>
ImageUrl	<p><b>Type</b> url</p> <p><b>Properties</b> Create, Filter, Group, Nillable, Sort, Update</p> <p><b>Description</b> The URL for the goal image. The image must be stored in Documents and set as externally available. Applicable only to Goal objects of Type: Goal.</p>
IsKeyCompanyGoal	<p><b>Type</b> boolean</p> <p><b>Properties</b> Create, Defaulted on create, Filter, Group, Sort, Update</p> <p><b>Description</b> Indicates whether the goal is a key company goal.</p>
LastReferencedDate	<p><b>Type</b> dateTime</p> <p><b>Properties</b> Filter, Nillable, Sort</p> <p><b>Description</b> The timestamp that indicates when a user last viewed a record that is related to this goal.</p>
LastViewedDate	<p><b>Type</b> dateTime</p> <p><b>Properties</b> Filter, Nillable, Sort</p> <p><b>Description</b> The timestamp that indicates when a user last viewed this goal. If this value is null, this record might have been only referenced (<code>LastReferencedDate</code>) and not viewed.</p>
Name	<p><b>Type</b> string</p> <p><b>Properties</b> Create, Filter, Group, Sort, Update</p> <p><b>Description</b> The name of the goal. The maximum length is 255 characters.</p>

Field Name	Details
OwnerId	<p><b>Type</b> reference</p> <p><b>Properties</b> Create, Defaulted on create, Filter, Group, Sort, Update</p> <p><b>Description</b> ID of the user who owns the goal.</p>
Progress	<p><b>Type</b> percent</p> <p><b>Properties</b> Filter, Nillable, Sort</p> <p><b>Description</b> The progress of the goal measured as a percentage.</p>
StartDate	<p><b>Type</b> date</p> <p><b>Properties</b> Create, Filter, Group, Nillable, Sort, Update</p> <p><b>Description</b> The start date of the goal.</p>
Status	<p><b>Type</b> picklist</p> <p><b>Properties</b> Create, Defaulted on create, Filter, Group, Nillable, Restricted picklist, Sort, Update</p> <p><b>Description</b> The status of the goal. Possible values:</p> <ul style="list-style-type: none"> <li>• Draft</li> <li>• Published</li> <li>• Completed</li> <li>• Canceled</li> <li>• Not Completed</li> </ul>

## Associated Objects

This object has the following associated objects. Unless noted, they are available in the same API version as this object.

### GoalFeed

Feed tracking is available for the object.

**GoalHistory**

History is available for tracked fields of the object.

**GoalOwnerSharingRule**

Sharing rules are available for the object.

**GoalShare**

Sharing is available for the object.

## GoalLink

---

Represents the relationship between two goals. This is a many-to-many relationship, meaning that each goal can link to many other goals.

## Supported Calls

`create()`, `delete()`, `describeLayout()`, `describeSObjects()`, `getDeleted()`, `getUpdated()`, `query()`, `retrieve()`, `undelete()`, `update()`, `upsert()`

## Fields

Field Name	Details
Name	<p><b>Type</b> string</p> <p><b>Properties</b> Autonumber, Defaulted on create, Filter, Sort</p> <p><b>Description</b> The auto-generated name of the goal link.</p>
ParentGoalId	<p><b>Type</b> reference</p> <p><b>Properties</b> Create, Filter, Group, Sort, Update</p> <p><b>Description</b> The ID of the parent goal.</p>
SubgoalId	<p><b>Type</b> reference</p> <p><b>Properties</b> Create, Filter, Group, Sort, Update</p> <p><b>Description</b> The ID of the subgoal.</p>

# GoogleDoc

---

Represents a link to a Google Document. This object is available in API version 14.0 and later.

## Supported Calls

`create()`, `delete()`, `describeSObjects()`, `getDeleted()`, `getUpdated()`, `query()`, `retrieve()`, `search()`, `undelete()`, `update()`, `upsert()`

## Special Access Rules

This object is available in **All** Editions except **Database.com** for Google Apps Premier Edition accounts. See the Salesforce online help for more information.

## Fields

Field	Details
Name	<p><b>Type</b> string</p> <p><b>Properties</b> Create, Filter, Group, Sort, Update</p> <p><b>Description</b> The name of the Google document.</p>
OwnerId	<p><b>Type</b> reference</p> <p><b>Properties</b> Create, Defaulted on create, Filter, Nillable, Update</p> <p><b>Description</b> The ID of the user who currently owns this Google Document. Default value is the user logged in to the API to perform the create.</p>
ParentId	<p><b>Type</b> reference</p> <p><b>Properties</b> Create, Filter</p> <p><b>Description</b> Required. ID of the attachment's parent object. The following objects are supported as parents of Google documents: Account, Asset, Campaign, Case, Contact, Contract, Custom Object Behavior, Lead, Opportunity, Product2, and Solution.</p>
Url	<p><b>Type</b> string</p>

Field	Details
	<p><b>Properties</b> Create, Filter, Nillable, Update</p> <p><b>Description</b> The URL of the Google document.</p>

## Group

A set of User records.

Groups are sets of users. They can contain individual users, other groups, the users in a particular role or territory, or the users in a particular role or territory plus all the users below that role or territory in the hierarchy.

## Supported Calls


`create()`, `delete()`, `describeSObjects()`, `getDeleted()`, `getUpdated()`, `query()`, `search()`, `retrieve()`, `update()`, `upsert()`

## Special Access Rules

As of Spring '20 and later, Customer Portal users and guest users can't access this object.

## Fields

Field	Details
<code>DefaultDivision</code>	<p><b>Type</b> picklist</p> <p><b>Properties</b> Filter, Group, Restricted picklist, Sort</p> <p><b>Description</b> This record's default division. Only applicable if divisions are enabled for your organization.</p>
<code>DeveloperName</code>	<p><b>Type</b> string</p> <p><b>Properties</b> Create, Filter, Group, Nillable, Sort, Update</p> <p><b>Description</b> The name of the object in the API. This name can contain only underscores and alphanumeric characters, and must be unique in your org. It must begin with a letter, not include spaces, not end with an underscore, and not contain two consecutive underscores. In managed packages, this field prevents naming conflicts on package installations. With this field, a developer can change the object's name in a managed</p>

Field	Details
	<p>package and the changes are reflected in a subscriber's organization. This name is unique by group type and corresponds to <b>Group Name</b> in the user interface.</p> <p>This field is available in API version 24.0 and later.</p> <p> <b>Note:</b> When creating large sets of data, always specify a unique <code>DeveloperName</code> for each record. If no <code>DeveloperName</code> is specified, performance may slow while Salesforce generates one for each record.</p>
<code>DoesIncludeBosses</code>	<p><b>Type</b> boolean</p> <p><b>Properties</b> Create, Defaulted on create, Filter, Group, Sort, Update</p> <p><b>Description</b> Indicates whether the managers have access (<code>true</code>) or do not have access (<code>false</code>) to records shared with members of the group. This field is only available for public groups. This field is available in API version 18.0 and later.</p>
<code>DoesSendEmailToMembers</code>	<p><b>Type</b> boolean</p> <p><b>Properties</b> Create, Defaulted on create, Filter, Group, Sort, Update</p> <p><b>Description</b> Indicates whether the email is sent (<code>true</code>) or not sent (<code>false</code>) to the group members. The email is sent to queue members as well.</p>
<code>Email</code>	<p><b>Type</b> email</p> <p><b>Properties</b> Create, Filter, Group, Nillable, Sort, Update</p> <p><b>Description</b> Email address for a group of type Case. Applies only for a case queue.</p>
<code>Name</code>	<p><b>Type</b> string</p> <p><b>Properties</b> Create, Filter, Group, idLookup, Sort, Update</p> <p><b>Description</b> Required. Name of the group. Corresponds to <b>Label</b> on the user interface.</p>
<code>OwnerId</code>	<p><b>Type</b> reference</p> <p><b>Properties</b> Filter, Group, Sort</p>

Field	Details
	<p><b>Description</b> ID of the user who owns the group.</p>
QueueRoutingConfig	<p><b>Type</b> reference</p> <p><b>Properties</b> Create, Delete, Query, Retrieve, Update</p> <p><b>Description</b> The ID of the queue routing configuration associated with the queue.</p>
RelatedId	<p><b>Type</b> reference</p> <p><b>Properties</b> Filter, Group, Nillable, Sort</p> <p><b>Description</b> Represents the ID of the associated groups. For groups of type "Role," the ID of the associated UserRole. The RelatedId field is polymorphic.</p>
Type	<p><b>Type</b> picklist</p> <p><b>Properties</b> Create, Filter, Group, Restricted picklist, Sort</p> <p><b>Description</b> Required. Type of the group. One of the following values:</p> <ul style="list-style-type: none"> <li>• AllCustomerPortal—Public group that includes all Customer Portal or Customer Community Plus users. This type is only available when a Customer Portal or a Customer Community is enabled for your org.</li> <li>• ChannelProgramGroup—Public group for partners in a channel program.</li> <li>• CollaborationGroup—Chatter group.</li> <li>• Manager—Public group that includes a user's direct and indirect managers. This group is read-only.</li> <li>• ManagerAndSubordinatesInternal—Public group that includes a user and the user's direct and indirect reports. This group is read-only.</li> <li>• Organization—Public group that includes all the User records in the organization. This group is read-only.</li> <li>• PRMOrganization—Public group that includes all the partners in an organization that has the partner portal feature enabled.</li> <li>• Queue—Public group that includes all the User records that are members of a queue.</li> <li>• Regular—Standard public group. When you create () a group, its type must be Regular, unless a partner portal is enabled for the organization, in which case the type can be Regular or PRMOrganization.</li> </ul>

Field	Details
	<ul style="list-style-type: none"> <li>• <code>Role</code>—Public group that includes all the User records in a particular UserRole.</li> <li>• <code>RoleAndSubordinates</code>—Public group that includes all the User records in a particular UserRole and all the User records in any subordinate UserRole.</li> <li>• <code>RoleAndSubordinatesInternal</code>—Public group that includes all the User records in an internal UserRole, excluding customer and partner roles, and all the User records in any subordinate internal UserRole.</li> <li>• <code>Territory</code>—Public group that includes all the User records in an organization that has the territory feature enabled.</li> <li>• <code>TerritoryAndSubordinates</code>—Public group that includes all the User records in a particular UserRole and all the User records in any subordinateUserRole in an organization that has the territory feature enabled.</li> </ul> <p>Only <code>Personal</code>, <code>Regular</code>, and <code>Queue</code> can be used when creating a group. The other values are reserved.</p>

## Usage

Unlike users, this object can be deleted.

Only public groups are accessible via the API. Personal groups are not available.

In API version 34.0 and later, you can query a group using `Related.Name` to retrieve the group's name. `Related.Name` is supported for public groups, user roles, territories, manager groups, and user names.

In API version 13.0 and later, if you delete a public group, it is deleted even if it has been used in sharing, consistent with the behavior for UserRole. In versions before 13.0, such sharing prevents the record from being deleted.

SEE ALSO:

[GroupMember](#)

[Object Basics](#)

## GroupMember

Represents a User or Group that is a member of a public group.

## Supported Calls

`create()`, `delete()`, `describeSObjects()`, `getDeleted()`, `getUpdated()`, `query()`, `retrieve()`



## Fields

Field	Details
GroupId	<p><b>Type</b> reference</p> <p><b>Properties</b> Create, Filter, Group, Sort</p> <p><b>Description</b> Required. ID of the Group.</p>
UserOrGroupId	<p><b>Type</b> reference</p> <p><b>Properties</b> Create, Filter, Group, Sort</p> <p><b>Description</b> Required. ID of the User or Group that is a direct member of the group.</p>

## Usage

A record exists for every User or Group who is a direct member of a public group whose `Type` field is set to Regular. User records that are indirect members of Regular public groups are not listed as group members. A User can be an indirect member of a group if he or she is in a UserRole above the direct group member in the hierarchy, or if he or she is a member of a group that is included as a subgroup in that group.

If you attempt to create a record that matches an existing record, system simply returns the existing record.

SEE ALSO:

[Object Basics](#)

## HashtagDefinition

HashtagDefinition represents hashtag (#) topics in public Chatter posts and comments. Public posts and comments include those on profiles and in public groups, but not those on records or in private groups. This object is available in API version 26.0 and later.

**!** **Important:** Starting in Spring '16, API access to HashtagDefinition is disabled across all API versions. Any integrations relying on API queries to this object stop working. You can continue to use hashtags in posts and comments, and the hashtags continue to create corresponding topics. We recommend that you redirect all API queries and reports using the HashtagDefinition object to use the Topic object instead. For more information, see [Retiring the Legacy HashtagDefinition Object—FAQs](#).

## Supported Calls

`delete()`, `describeSObjects()`, `getDeleted()`, `getUpdated()`, `query()`, `retrieve()`

## Fields

Field Name	Details
HashtagCount	<p><b>Type</b> int</p> <p><b>Properties</b> Filter, Group, Nillable, Sort</p> <p><b>Description</b> The number of times a hashtag topic is used.</p>
Name	<p><b>Type</b> string</p> <p><b>Properties</b> Filter, Nillable, Sort</p> <p><b>Description</b> The string of characters following the hashtag (#) in a hashtag topic.</p>
NameNorm	<p><b>Type</b> string</p> <p><b>Properties</b> Filter, Nillable, Sort</p> <p><b>Description</b> The string of characters following the hashtag (#) in a hashtag topic, normalized to remove capitalization and punctuation.</p>
NetworkId	<p><b>Type</b> reference</p> <p><b>Properties</b> Filter, Group, Nillable, Sort</p> <p><b>Description</b> Identifier of the <a href="#">community</a> to which the HashtagDefinition belongs. This field is available only if Salesforce Communities is enabled in your organization.</p>

## Usage

Use this object to identify public hashtag topics and see how often they're used.

SEE ALSO:

[Topic](#)

# HealthCareDiagnosis

---

Represents information related to industry-standard healthcare diagnosis codes.

## Supported Calls

`create()`, `delete()`, `describeLayout()`, `describeObjects()`, `getDeleted()`, `getUpdated()`, `query()`, `retrieve()`, `search()`, `undelete()`, `update()`, `upsert()`

## Fields

Field Name	Details
Category	<p><b>Type</b> picklist</p> <p><b>Properties</b> Create, Filter, Group, Nillable, Sort, Update</p> <p><b>Description</b> Indicates the category for this diagnosis such as newborn, pediatric, maternity, or adult.</p>
Code	<p><b>Type</b> string</p> <p><b>Properties</b> Create, Filter, Group, Nillable, Sort, Update</p> <p><b>Description</b> Industry-standard diagnosis code.</p>
CodeDescription	<p><b>Type</b> string</p> <p><b>Properties</b> Create, Filter, Group, Nillable, Sort, Update</p> <p><b>Description</b> Description of the diagnosis code.</p>
CodeType	<p><b>Type</b> picklist</p> <p><b>Properties</b> Create, Filter, Group, Nillable, Sort, Update</p> <p><b>Description</b> Type of diagnosis code represented in the record such as ICD-9 or ICD-10.</p>

Field Name	Details
EffectiveDate	<p><b>Type</b> date</p> <p><b>Properties</b> Create, Filter, Group, Nillable, Sort, Update</p> <p><b>Description</b> Start date for the code.</p>
EndDate	<p><b>Type</b> date</p> <p><b>Properties</b> Create, Filter, Group, Nillable, Sort, Update</p> <p><b>Description</b> End date for the code.</p>
Gender	<p><b>Type</b> picklist</p> <p><b>Properties</b> Create, Filter, Group, Nillable, Sort, Update</p> <p><b>Description</b> Indicates whether this diagnosis is for males, females, or all genders.</p>
IsActive	<p><b>Type</b> boolean</p> <p><b>Properties</b> Create, Defaulted on create, Filter, Group, Sort, Update</p> <p><b>Description</b> Indicates whether the diagnosis code is available for use.</p>
IsComplicationOrComorbidity	<p><b>Type</b> boolean</p> <p><b>Properties</b> Create, Defaulted on create, Filter, Group, Sort, Update</p> <p><b>Description</b> Indicates whether this diagnosis is used to represent a complication or comorbidity.</p>
IsHospitalAcquiredCondition	<p><b>Type</b> boolean</p> <p><b>Properties</b> Create, Defaulted on create, Filter, Group, Sort, Update</p>

Field Name	Details
	<p><b>Description</b></p> <p>Indicates whether this diagnosis represents a condition acquired while in the hospital.</p>
IsMajorComplicationOrComorbidity	<p><b>Type</b></p> <p>boolean</p> <p><b>Properties</b></p> <p>Create, Defaulted on create, Filter, Group, Sort, Update</p> <p><b>Description</b></p> <p>Indicates whether this diagnosis is used to represent a major complication or comorbidity.</p>
IsPresentOnAdmissionExempt	<p><b>Type</b></p> <p>boolean</p> <p><b>Properties</b></p> <p>Create, Defaulted on create, Filter, Group, Sort, Update</p> <p><b>Description</b></p> <p>Indicates whether diagnosis code is exempt from the diagnosis present on admission requirement.</p>
IsPrimaryDiagnosis	<p><b>Type</b></p> <p>boolean</p> <p><b>Properties</b></p> <p>Create, Defaulted on create, Filter, Group, Sort, Update</p> <p><b>Description</b></p> <p>Indicates whether diagnosis code can be used as primary diagnosis only, or can be used in any diagnosis sequence.</p>
IsUnacceptablePrincipalDxIpAdmit	<p><b>Type</b></p> <p>boolean</p> <p><b>Properties</b></p> <p>Create, Defaulted on create, Filter, Group, Sort, Update</p> <p><b>Description</b></p> <p>Indicates whether diagnosis code is an unacceptable principal diagnosis for inpatient admission per Medicare Code Edits.</p>
LastReferencedDate	<p><b>Type</b></p> <p>dateTime</p> <p><b>Properties</b></p> <p>Filter, Nillable, Sort</p>

Field Name	Details
	<p><b>Description</b></p> <p>The timestamp for when the current user last viewed a record related to this record.</p>
LastViewedDate	<p><b>Type</b></p> <p>dateTime</p> <p><b>Properties</b></p> <p>Filter, Nillable, Sort</p> <p><b>Description</b></p> <p>The timestamp for when the current user last viewed this record. If this value is null, it's possible that this record was referenced (LastReferencedDate) and not viewed.</p>
Name	<p><b>Type</b></p> <p>string</p> <p><b>Properties</b></p> <p>Create, Filter, Group, Sort, Update</p> <p><b>Description</b></p> <p>The name of the code that displays in search and lookup fields. Salesforce recommends using the code along with the description to populate this field. For example, use &lt;Code&gt;: &lt;Description&gt; or &lt;Code&gt;-&lt;Description&gt; such as (E08.37X9 - Diabetes mellitus due to underlying condition).</p>
OwnerId	<p><b>Type</b></p> <p>reference</p> <p><b>Properties</b></p> <p>Create, Defaulted on create, Filter, Group, Sort, Update</p> <p><b>Description</b></p> <p>The ID of the user who owns this record.</p>

## Associated Objects

This object has the following associated objects. Unless noted, they are available in the same API version as this object.

### [HealthCareDiagnosisHistory](#)

History is available for tracked fields of the object.

### [HealthCareDiagnosisOwnerSharingRule](#)

Sharing rules are available for the object.

### [HealthCareDiagnosisShare](#)

Sharing is available for the object.

# HealthCareProcedure

---

Represents information related to industry-standard healthcare procedure codes.

## Supported Calls

`create()`, `delete()`, `describeLayout()`, `describeSOjects()`, `getDeleted()`, `getUpdated()`, `query()`, `retrieve()`, `search()`, `undelete()`, `update()`, `upsert()`

## Fields

Field Name	Details
Category	<p><b>Type</b> picklist</p> <p><b>Properties</b> Create, Filter, Group, Nillable, Sort, Update</p> <p><b>Description</b> Category of the procedure code such as anesthesia, surgery, radiology, and so on.</p>
Code	<p><b>Type</b> string</p> <p><b>Properties</b> Create, Filter, Group, Nillable, Sort, Update</p> <p><b>Description</b> Industry standard procedure code such as CPT or HCPCS.</p>
CodeDescription	<p><b>Type</b> string</p> <p><b>Properties</b> Create, Filter, Group, Nillable, Sort, Update</p> <p><b>Description</b> Description of the procedure code.</p>
CodeShortDescription	<p><b>Type</b> string</p> <p><b>Properties</b> Create, Filter, Group, Nillable, Sort, Update</p> <p><b>Description</b> Short description of the procedure code.</p>

Field Name	Details
CodeType	<p><b>Type</b> picklist</p> <p><b>Properties</b> Create, Filter, Group, Nillable, Sort, Update</p> <p><b>Description</b> Type of procedure code represented in the record such as CPT or HCPCS.</p>
EffectiveDate	<p><b>Type</b> date</p> <p><b>Properties</b> Create, Filter, Group, Nillable, Sort, Update</p> <p><b>Description</b> Start date for the code.</p>
EndDate	<p><b>Type</b> date</p> <p><b>Properties</b> Create, Filter, Group, Nillable, Sort, Update</p> <p><b>Description</b> End date for the code.</p>
IsActive	<p><b>Type</b> boolean</p> <p><b>Properties</b> Create, Defaulted on create, Filter, Group, Sort, Update</p> <p><b>Description</b> Indicates whether the diagnosis code is available for use.</p>
LastReferencedDate	<p><b>Type</b> dateTime</p> <p><b>Properties</b> Filter, Nillable, Sort</p> <p><b>Description</b> The timestamp for when the current user last viewed a record related to this record.</p>
LastViewedDate	<p><b>Type</b> dateTime</p> <p><b>Properties</b> Filter, Nillable, Sort</p>



Field Name	Details
	<p><b>Description</b></p> <p>The timestamp for when the current user last viewed this record. If this value is null, it's possible that this record was referenced (LastReferencedDate) and not viewed.</p>
Name	<p><b>Type</b></p> <p>string</p> <p><b>Properties</b></p> <p>Create, Filter, Group, Sort, Update</p> <p><b>Description</b></p> <p>The name of the code that displays in search and lookup fields. Salesforce recommends using the code along with the description to populate this field. For example, use &lt;Code&gt;: &lt;Description&gt; or &lt;Code&gt;-&lt;Description&gt; such as 95115: Allergy injection.</p>
OwnerId	<p><b>Type</b></p> <p>reference</p> <p><b>Properties</b></p> <p>Create, Defaulted on create, Filter, Group, Sort, Update</p> <p><b>Description</b></p> <p>The ID of the user who owns this record.</p>

## Associated Objects

This object has the following associated objects. Unless noted, they are available in the same API version as this object.

### [HealthCareProcedureHistory](#)

History is available for tracked fields of the object.

### [HealthCareProcedureOwnerSharingRule](#)

Sharing rules are available for the object.

### [HealthCareProcedureShare](#)

Sharing is available for the object.

## Holiday

Represents a period of time during which your customer support team is unavailable. Business hours and escalation rules associated with business hours are suspended during any holidays with which they are affiliated.

## Supported Calls

`create()`, `delete()`, `describeSObjects()`, `getDeleted()`, `getUpdated()`, `query()`, `retrieve()`, `update()`, `upsert()`

## Special Access Rules

Customer Portal users can't access this object.

All users, even those without the "View Setup and Configuration" user permission, can view holidays via the API.

## Fields

Field	Details
ActivityDate	<p><b>Type</b> date</p> <p><b>Properties</b> Create, Filter, Group, Nillable, Sort, Update</p> <p><b>Description</b> If the Holiday <code>IsAllDay</code> flag is set to <code>true</code> (indicating that it is an all-day holiday), then the holiday due date information is contained in the <code>ActivityDate</code> field. This field is a date field with a timestamp that is always set to midnight in the Coordinated Universal Time (UTC) time zone. The timestamp is not relevant, and you should not attempt to alter it to account for any time zone differences.</p>
Description	<p><b>Type</b> string</p> <p><b>Properties</b> Create, Filter, Group, Nillable, Sort, Update</p> <p><b>Description</b> Text description of the holiday.</p>
EndTimeInMinutes	<p><b>Type</b> int</p> <p><b>Properties</b> Create, Filter, Group, Nillable, Sort, Update</p> <p><b>Description</b> The end time of the holiday in minutes.</p>
IsAllDay	<p><b>Type</b> boolean</p> <p><b>Properties</b> Create, Defaulted on create, Filter, Group, Sort, Update</p> <p><b>Description</b> Indicates whether the duration of the holiday is all day (<code>true</code>) or not (<code>false</code>).</p>
IsRecurrence	<p><b>Type</b> boolean</p>

Field	Details
	<p><b>Properties</b> Create, Defaulted on create, Filter, Group, Sort, Update</p> <p><b>Description</b> Indicates whether the holiday is scheduled to repeat itself (<code>true</code>) or only occurs once (<code>false</code>). This is a read only field on update, but not on create. If this field value is <code>true</code>, then any recurrence fields associated with the given recurrence type must be populated.</p>
Name	<p><b>Type</b> string</p> <p><b>Properties</b> Create, Filter, Group, idLookup, Sort, Update</p> <p><b>Description</b> The name of the holiday.</p>
RecurrenceDayOfMonth	<p><b>Type</b> int</p> <p><b>Properties</b> Create, Filter, Group, Nillable, Sort, Update</p> <p><b>Description</b> The day of the month on which the holiday repeats.</p>
RecurrenceDayOfWeekMask	<p><b>Type</b> int</p> <p><b>Properties</b> Create, Filter, Group, Nillable, Sort, Update</p> <p><b>Description</b> The day or days of the week on which the holiday repeats. This field contains a bitmask. For each day of the week, the values are as follows:</p> <ul style="list-style-type: none"> <li>• Sunday = 1</li> <li>• Monday = 2</li> <li>• Tuesday = 4</li> <li>• Wednesday = 8</li> <li>• Thursday = 16</li> <li>• Friday = 32</li> <li>• Saturday = 64</li> </ul> <p>Multiple days are represented as the sum of their numerical values. For example, Tuesday and Thursday = <math>4 + 16 = 20</math>.</p>
RecurrenceEndDateOnly	<p><b>Type</b> date</p>

Field	Details
	<p><b>Properties</b> Create, Filter, Group, Nillable, Sort, Update</p> <p><b>Description</b> The last date on which the holiday repeats. For multiday recurring events, this is the day on which the last occurrence starts.</p>
RecurrenceInstance	<p><b>Type</b> picklist</p> <p><b>Properties</b> Create, Filter, Group, Nillable, Restricted picklist, Sort, Update</p> <p><b>Description</b> The frequency of the recurring holiday. For example, 2nd or 3rd.</p>
RecurrenceInterval	<p><b>Type</b> int</p> <p><b>Properties</b> Create, Filter, Group, Nillable, Sort, Update</p> <p><b>Description</b> The interval between recurring holidays.</p>
RecurrenceMonthOfYear	<p><b>Type</b> picklist</p> <p><b>Properties</b> Create, Filter, Group, Nillable, Restricted picklist, Sort, Update</p> <p><b>Description</b> The month of the year on which the event repeats.</p>
RecurrenceStartDate	<p><b>Type</b> date</p> <p><b>Properties</b> Create, Filter, Group, Nillable, Sort, Update</p> <p><b>Description</b> The date when the recurring holiday begins. Must be a date and time before <code>RecurrenceEndDateOnly</code>.</p>
RecurrenceType	<p><b>Type</b> picklist</p> <p><b>Properties</b> Create, Filter, Group, Nillable, Restricted picklist, Sort, Update</p> <p><b>Description</b> Indicates how often the holiday repeats. For example, daily, weekly, or every Nth month (where "Nth" is defined in <code>RecurrenceInstance</code>).</p>

Field	Details
StartTimeInMinutes	<p><b>Type</b> int</p> <p><b>Properties</b> Create, Filter, Group, Nillable, Sort, Update</p> <p><b>Description</b> The start time of the holiday in minutes.</p>

## Usage

Use this object to view and update holidays, which specify dates and times at which associated business hours and escalation rules are suspended.

## IconDefinition

Represents the icon-related metadata for a custom tab. This object is available in API version 43.0 and later.

## Supported Calls

`describeSObjects()`, `query()`

## Fields

Field Name	Details
ContentType	<p><b>Type</b> string</p> <p><b>Properties</b> Filter, Group, Nillable, Sort</p> <p><b>Description</b> The tab icon's content type, for example, "image/png."</p>
DurableId	<p><b>Type</b> string</p> <p><b>Properties</b> Filter, Group, Nillable, Sort</p> <p><b>Description</b> A unique virtual Salesforce ID for the icon.</p>
Height	<p><b>Type</b> int</p>

Field Name	Details
	<p><b>Properties</b> Filter, Group, Nillable, Sort</p> <p><b>Description</b> The tab icon's height in pixels. If the icon content type is an SVG type, height and width values are not used.</p>
TabDefinitionId	<p><b>Type</b> string</p> <p><b>Properties</b> Filter, Nillable, Sort</p> <p><b>Description</b> The TabDefinition ID.</p>
Theme	<p><b>Type</b> string</p> <p><b>Properties</b> Filter, Group, Nillable, Sort</p> <p><b>Description</b> The icon's theme.</p>
Url	<p><b>Type</b> string</p> <p><b>Properties</b> Filter, Group, Nillable, Sort</p> <p><b>Description</b> The fully qualified URL for this icon.</p>
Width	<p><b>Type</b> int</p> <p><b>Properties</b> Filter, Group, Nillable, Sort</p> <p><b>Description</b> The tab icon's width in pixels. If the icon content type is an SVG type, height and width values are not used.</p>


## Idea

---

Represents an idea on which users are allowed to comment and vote, for example, a suggestion for an enhancement to an existing product or process. This object is available in API version 12 and later.

## Supported Calls




`create()`, `delete()`, `describeLayout()`, `describeSObjects()`, `getDeleted()`, `getUpdated()`, `query()`, `retrieve()`, `search()`, `undelete()`, `update()`, `upsert()`

 **Note:** For other standard objects, the `describeLayout()` call returns the `recordTypeMappings` section that contains the layout ID and picklist values for each record type. However, the `recordTypeMappings` section and the fields it includes are not available for the Idea object.

When performing a SOSL search on Idea objects, IdeaComment objects are also searched.


## Fields

Field	Details
AttachmentBody	<p><b>Type</b> base64</p> <p><b>Properties</b> Create, Nillable, Update</p> <p><b>Description</b> File data for the attachment. This field is available in API version 28.0 and later.</p>
AttachmentContentType	<p><b>Type</b> picklist</p> <p><b>Properties</b> Create, Filter, Group, Nillable, Restricted picklist, Sort, Update</p> <p><b>Description</b> Type of the attachment. This field is available in API version 28.0 and later.</p>
AttachmentLength	<p><b>Type</b> int</p> <p><b>Properties</b> Filter, Group, Nillable, Sort</p> <p><b>Description</b> Size of the attachment in bytes. This field is available in API version 28.0 and later.</p>
AttachmentName	<p><b>Type</b> string</p> <p><b>Properties</b> Create, Filter, Group, Nillable, Sort, Update</p> <p><b>Description</b> Name of the attachment. This field is available in API version 28.0 and later.</p>



Field	Details
Body	<p><b>Type</b> textarea</p> <p><b>Properties</b> Create, Nillable, Update</p> <p><b>Description</b> Description of the Idea.</p>
Categories	<p><b>Type</b> multipicklist</p> <p><b>Properties</b> Create, Filter, Nillable, Update</p> <p><b>Description</b> Customizable multi-select picklist used to organize Ideas into logical groupings.</p> <p> <b>Note:</b> This field is only available if your organization has the <code>Categories</code> field enabled. This field is enabled by default in organizations created after API version 14 was released. If the <code>Categories</code> field is enabled, API versions 13 and earlier do not have access to either the <code>Categories</code> or <code>Category</code> fields.</p>
Category	<p><b>Type</b> picklist</p> <p><b>Properties</b> Create, Filter, Nillable, Update</p> <p><b>Description</b> Customizable picklist of values used to organize Ideas into logical groupings.</p> <p> <b>Note:</b> This field is not available if your organization has the multi-select <code>Categories</code> field enabled.</p>
CommunityId	<p><b>Type</b> reference</p> <p><b>Properties</b> Create, Filter, Group, Sort</p> <p><b>Description</b> The zone ID associated with the idea. Once you create an idea, you can't change the zone ID associated with that idea.</p> <p> <b>Note:</b> API version 12 does not support zone ID. If you create an idea in version 12, your idea is automatically posted to the oldest zone that you have permission to access.</p>
CreatorFullPhotoUrl	<p><b>Type</b> string</p>




Field	Details
	<p><b>Properties</b> Filter, Group, Nillable, Sort</p> <p><b>Description</b> URL of the user's profile photo. This field is available in API version 28.0 and later.</p>
CreatorName	<p><b>Type</b> string</p> <p><b>Properties</b> Filter, Group, Nillable, Sort</p> <p><b>Description</b> Name of the user who posted the idea or commented on the idea. This field is available in API version 28.0 and later.</p>
CreatorSmallPhotoUrl	<p><b>Type</b> string</p> <p><b>Properties</b> Filter, Group, Nillable, Sort</p> <p><b>Description</b> URL of the user's thumbnail photo. This field is available in API version 28.0 and later.</p>
CurrencyIsoCode	<p><b>Type</b> picklist</p> <p><b>Properties</b> Create, Defaulted on create, Filter, Group, Nillable, Restricted picklist, Sort, Update</p> <p><b>Description</b> Available only for organizations with the multicurrency feature enabled. Contains the ISO code for any currency allowed by the organization.</p>
IdeaThemeID	<p><b>Type</b> reference</p> <p><b>Properties</b> Create, Filter, Group, Nillable, Sort, Update</p> <p><b>Description</b> Identifies the idea theme associated with the idea.</p>
IsDeleted	<p><b>Type</b> boolean</p> <p><b>Properties</b> Defaulted on create, Filter</p>

Field	Details
	<p><b>Description</b></p> <p>Indicates whether the object has been moved to the Recycle Bin (<code>true</code>) or not (<code>false</code>). Label is <b>Deleted</b>.</p>
IsHtml	<p><b>Type</b></p> <p>boolean</p> <p><b>Properties</b></p> <p>Defaulted on create, Filter, Group, Sort</p> <p><b>Description</b></p> <p>Read-only. If this value is <code>true</code>, your organization has the Ideas HTML editor enabled, and the Idea Body may contain HTML. If this value is <code>false</code>, the HTML editor is disabled and the Idea Body only contains regular text.</p>
IsMerged	<p><b>Type</b></p> <p>boolean</p> <p><b>Properties</b></p> <p>Defaulted on create, Filter, Group, Sort</p> <p><b>Description</b></p> <p>Read only. Indicates whether the idea has been merged with a parent idea (<code>true</code>) or not (<code>false</code>). You can't vote for or add comments to a merged idea.</p> <p> <b>Note:</b> In API version 27, <code>IsMerged</code> replaces <code>IsLocked</code>. Existing formula fields that use <code>IsLocked</code> must be edited to use <code>IsMerged</code>.</p>
LastCommentDate	<p><b>Type</b></p> <p>dateTime</p> <p><b>Properties</b></p> <p>Filter, Nillable, Sort</p> <p><b>Description</b></p> <p>The date and time the last comment (child IdeaComment object) was added.</p>
LastCommentId	<p><b>Type</b></p> <p>reference</p> <p><b>Properties</b></p> <p>Filter, Group, Nillable, Sort</p> <p><b>Description</b></p> <p>Read only. The ID of the last comment (child IdeaComment object).</p>
LastReferencedDate	<p><b>Type</b></p> <p>date</p> <p><b>Properties</b></p> <p>Filter, Nillable, Sort, Update</p>

Field	Details
	<p><b>Description</b> The timestamp for when the current user last viewed a record related to this record.</p>
LastViewedDate	<p><b>Type</b> date</p> <p><b>Properties</b> Filter, Nillable, Sort, Update</p> <p><b>Description</b> The timestamp for when the current user last viewed this record. If this value is null, this record might only have been referenced (<code>LastReferencedDate</code>) and not viewed.</p>
NumComments	<p><b>Type</b> int</p> <p><b>Properties</b> Defaulted on create, Filter, Group, Nillable, Sort</p> <p><b>Description</b> The number of comments (child <code>IdeaComment</code> objects) that users have submitted for the given idea.</p>
ParentIdeaId	<p><b>Type</b> reference</p> <p><b>Properties</b> Filter, Group, Nillable, Sort</p> <p><b>Description</b> The ID associated with this idea's parent idea. When multiple ideas are merged together, one idea becomes the parent (master) of the other ideas. The <code>ParentIdeaId</code> is automatically set when you merge ideas.</p>
RecordTypeId	<p><b>Type</b> reference</p> <p><b>Properties</b> Filter, Group, Nillable, Sort</p> <p><b>Description</b> The ID of the record type assigned to this object.</p>
Status	<p><b>Type</b> picklist</p> <p><b>Properties</b> Create, Filter, Group, Nillable, Sort, Update</p> <p><b>Description</b> Customizable picklist of values used to specify the status of an idea.</p>

Field	Details
Title	<p><b>Type</b> string</p> <p><b>Properties</b> Create, Filter, Group, Sort, Update</p> <p><b>Description</b> The descriptive title of the idea.</p>
VoteScore	<p><b>Type</b> double</p> <p><b>Properties</b> Filter, Nillable, Sort</p> <p><b>Description</b> The internal score of the Idea, used to sort Ideas on the Popular tab in the application user interface. The internal algorithm that determines the score gives older votes less weight than newer votes, simulating exponential decay. The score itself does not display in the application user interface.</p> <p> <b>Note:</b> Unlike other fields of type double, you can't use a SOQL aggregate function with this field.</p>
VoteTotal	<p><b>Type</b> double</p> <p><b>Properties</b> Filter, Nillable, Sort</p> <p><b>Description</b> An Idea's total number of points. Each vote a user makes is worth ten points, therefore the value of this field is ten times the number of votes an idea has received.</p> <p> <b>Note:</b> Unlike other fields of type double, you can't use a SOQL aggregate function with this field.</p>

 **Note:** If you are importing Idea data and need to set the value for an audit field, such as `CreatedDate`, contact Salesforce. Audit fields are automatically updated during API operations unless you request to set these fields yourself..

## Usage

Use this object to track ideas, which are written suggestions on which users can vote and comment.

SEE ALSO:

[IdeaComment](#)

[Vote](#)

# IdeaComment

---

Represents a comment that a user has submitted in response to an idea.


## Supported Calls

`create()`, `delete()`, `describeSObjects()`, `getDeleted()`, `getUpdated()`, `query()`, `retrieve()`, `search()`, `undelete()`, `update()`, `upsert()`




**Note:** When performing a SOSL search on IdeaComment objects, Idea objects are also searched.

## Fields

Field	Field Type
CommentBody	<p><b>Type</b> textarea</p> <p><b>Properties</b> Create, Filter, Nillable, Sort, Update</p> <p><b>Description</b> Body of the submitted comment.</p>
CommunityId	<p><b>Type</b> reference</p> <p><b>Properties</b> Create, Filter, Group, Sort</p> <p><b>Description</b> The zone ID associated with the idea. Once you create an idea, you can't change the zone ID associated with that idea.</p> <p> <b>Note:</b> API version 12 does not support zone ID. If you create an idea in version 12, your idea is automatically posted to the oldest zone that you have permission to access.</p>
CreatorFullPhotoUrl	<p><b>Type</b> string</p> <p><b>Properties</b> Filter, Group, Nillable, Sort</p> <p><b>Description</b> URL of the user's profile photo. This field is available in API version 28.0 and later.</p>
CreatorName	<p><b>Type</b> string</p>

Field	Field Type
	<p><b>Properties</b> Filter, Group, Nillable, Sort</p> <p><b>Description</b> Name of the user who posted the idea or commented on the idea. This field is available in API version 28.0 and later.</p>
CreatorSmallPhotoUrl	<p><b>Type</b> string</p> <p><b>Properties</b> Filter, Group, Nillable, Sort</p> <p><b>Description</b> URL of the user's thumbnail photo. This field is available in API version 28.0 and later.</p>
IdeaId	<p><b>Type</b> reference</p> <p><b>Properties</b> Create, Filter, Group, Sort</p> <p><b>Description</b> ID of the idea on which this comment was made.</p>
IsHtml	<p><b>Type</b> boolean</p> <p><b>Properties</b> Defaulted on create, Filter, Group, Sort</p> <p><b>Description</b> Read-only. If this value is <code>true</code>, your organization has the Ideas HTML editor enabled, and the <code>CommentBody</code> field may contain HTML. If this value is <code>false</code>, the HTML editor is disabled and the <code>CommentBody</code> field only contains regular text.</p>
UpVotes	<p><b>Type</b> int</p> <p><b>Properties</b> Filter, Group, Nillable, Sort</p> <p><b>Description</b> Total number of up votes for the question.</p>

 **Note:** If you import these records, and need to set the value for an audit field, such as `CreatedDate`, contact Salesforce. Audit fields are automatically updated during API operations unless you request to set these fields yourself.

## Usage

Use this object to track comments on ideas, which are users' text responses to ideas.

SEE ALSO:

[Idea](#)

[Vote](#)

## IdeaReputation

---

Represents a collection of statistics and scores derived from a user's activity within an Ideas zone or internal organization. This object is available in API version 28.0 and later.

## Supported Calls

`query()`, `retrieve()`,

## Fields

Field	Details
<code>CommentCount</code>	<p><b>Type</b> int</p> <p><b>Properties</b> Filter, Group, Nillable, Sort</p> <p><b>Description</b> The number of comments a user has created in a zone or the internal organization. This number excludes comments the user creates on his or her own idea.</p>
<code>CommentsReceivedCount</code>	<p><b>Type</b> int</p> <p><b>Properties</b> Filter, Group, Nillable, Sort</p> <p><b>Description</b> The number of comments a user has received in a zone or the internal organization.</p>
<code>ContextId</code>	<p><b>Type</b> reference</p> <p><b>Properties</b> Filter, Group, Namepointing, Nillable, Sort</p> <p><b>Description</b> The ID of the zone or internal organization.</p>

Field	Details
DownVotesGivenCount	<p><b>Type</b> int</p> <p><b>Properties</b> Filter, Group, Nillable, Sort</p> <p><b>Description</b> The number of down votes a user has given in a zone or the internal organization.</p>
DownVotesReceivedCount	<p><b>Type</b> int</p> <p><b>Properties</b> Filter, Group, Nillable, Sort</p> <p><b>Description</b> The number of down votes a user has received in a zone or the internal organization.</p>
IdeaCount	<p><b>Type</b> int</p> <p><b>Properties</b> Filter, Group, Nillable, Sort</p> <p><b>Description</b> The number of ideas a user has created in a zone or the internal organization.</p>
ReputationLevel	<p><b>Type</b> string</p> <p><b>Properties</b> Nillable</p> <p><b>Description</b> The reputation level that a user has achieved based on their score in a zone or within an organization.</p>
Score	<p><b>Type</b> double</p> <p><b>Properties</b> Filter, Nillable, Sort</p> <p><b>Description</b> The total score of a user's activity within a zone or within an organization.</p>
UpVotesGivenCount	<p><b>Type</b> int</p> <p><b>Properties</b> Filter, Group, Nillable, Sort</p>



Field	Details
	<p><b>Description</b></p> <p>The number of up votes a user has given in a zone or the internal organization. This number doesn't include the default vote the system applies when the user creates the idea.</p>
UpVotesReceivedCount	<p><b>Type</b></p> <p>int</p> <p><b>Properties</b></p> <p>Filter, Group, Nillable, Sort</p> <p><b>Description</b></p> <p>The number of up votes a user has received in a zone or the internal organization.</p>
UserId	<p><b>Type</b></p> <p>reference</p> <p><b>Properties</b></p> <p>Filter, Group, Sort</p> <p><b>Description</b></p> <p>The user ID associated with the reputation.</p>

## Usage

Use to query a user's reputation within a zone.

## IdeaReputationLevel

Represents a reputation level within an Ideas zone or internal organization and is used by the system to calculate reputation. You can create up to 25 levels per zone or internal organization. This object is available in API version 28.0 and later.

## Supported Calls

`create()`, `delete()`, `describeSObjects()`, `query()`, `retrieve()`, `update()`, `upsert()`

## Fields

Field Name	Details
ContextId	<p><b>Type</b></p> <p>reference</p> <p><b>Properties</b></p> <p>Create, Filter, Group, Namepointing, Sort, Update</p>

Field Name	Details
	<p><b>Description</b></p> <p>The ID of the zone or internal organization.</p>
Name	<p><b>Type</b></p> <p>string</p> <p><b>Properties</b></p> <p>Create, Filter, Group, Sort, Update</p> <p><b>Description</b></p> <p>Name of the reputation level. The name must be unique within the zone or internal organization. Maximum size is 50 characters.</p>
Threshold	<p><b>Type</b></p> <p>int</p> <p><b>Properties</b></p> <p>Create, Filter, Group, Sort, Update</p> <p><b>Description</b></p> <p>Minimum number of points for this level. The threshold must be unique within the zone or internal organization and must be greater than or equal to zero.</p>

## Usage

Use to create or edit reputation levels for an Ideas zone or internal organization.

## IdeaTheme

Represents an invitation to community members to submit ideas that are focused on a specific topic. This object is available in API version 26 and later.

## Supported Calls

`create()`, `delete()`, `describeLayout()`, `query()`, `retrieve()`, `search()`, `undelete()`, `update()`,

## Fields

Field Name	Details
Categories	<p><b>Type</b></p> <p>multipicklist</p> <p><b>Properties</b></p> <p>Create, Filter, Nillable, Update</p>

Field Name	Details
	<p><b>Description</b> Customizable multi-select picklist used to organize ideas and idea themes into logical groupings.</p>
CommunityId	<p><b>Type</b> reference</p> <p><b>Properties</b> Create, Filter, Group, Nillable, Sort,</p> <p><b>Description</b> The zone ID associated with the idea theme.</p>
CurrencyIsoCode	<p><b>Type</b> picklist</p> <p><b>Properties</b> Create, Defaulted on create, Filter, Group, Nillable, Restricted picklist, Sort, Update</p> <p><b>Description</b> Available only for organizations with the multicurrency feature enabled. Contains the ISO code for any currency allowed by the organization.</p>
Description	<p><b>Type</b> textarea</p> <p><b>Properties</b> Create, Nillable, Update</p> <p><b>Description</b> Description of the idea theme.</p>
EndDate	<p><b>Type</b> dateTime</p> <p><b>Properties</b> Create, Filter, Nillable, Sort, Update</p> <p><b>Description</b> Date marking the end of the idea theme.</p>
LastReferencedDate	<p><b>Type</b> date</p> <p><b>Properties</b> Filter, Nillable, Sort, Update</p> <p><b>Description</b> The timestamp for when the current user last viewed a record related to this record.</p>

Field Name	Details
StartDate	<p><b>Type</b> dateTime</p> <p><b>Properties</b> Create, Filter, Nillable, Sort, Update</p> <p><b>Description</b> Date that the idea theme begins.</p>
Status	<p><b>Type</b> picklist</p> <p><b>Properties</b> Create, Defaulted on create, Filter, Group, Nillable, Sort, Update</p> <p><b>Description</b> Customizable picklist of values used to specify the status of the idea theme.</p>
Title	<p><b>Type</b> string</p> <p><b>Properties</b> Create, Filter, Group, idLookup, Namefield, Sort, Update</p> <p><b>Description</b> Title of the idea theme.</p>

## Usage

Use the object to track ideas that are submitted to an idea theme.

## IdpEventLog

---

Represents the Identity Provider Event Log. This log records both problems and successes with inbound SAML or OpenID Connect authentication requests from another app provider. It also records outbound SAML responses when Salesforce is acting as an identity provider. This object is available in API version 39.0 and later.

## Supported Calls

`describeSObjects()`, `query()`, `retrieve()`

## Fields

Field	Details
AppId	<p><b>Type</b> reference</p> <p><b>Properties</b> Filter, Group, Nillable, Sort</p> <p><b>Description</b> The ID of the app provider seeking authentication.</p>
AuthSessionId	<p><b>Type</b> reference</p> <p><b>Properties</b> Filter, Group, Nillable, Sort</p> <p><b>Description</b> The ID of the authentication session.</p>
ErrorCode	<p><b>Type</b> picklist</p> <p><b>Properties</b> Filter, Group, Restricted picklist, Sort</p> <p><b>Description</b> The error code for the authentication issue.</p> <p>Possible values are:</p> <ul style="list-style-type: none"> <li>• AppAccessDenied—Error: App access denied</li> <li>• AppBlocked—Error: App blocked</li> <li>• ClientUnapproved—Error: Invalid grant</li> <li>• CodeExpired—Error: Expired authorization code</li> <li>• InternalError—Error: Internal Error</li> <li>• InvalidAuthnRequest—Error: Unable to parse AuthnRequest from service provider</li> <li>• InvalidClientCredentials—Error: Invalid client credentials</li> <li>• InvalidCode—Error: Invalid authorization code</li> <li>• InvalidDeviceId—Error: Invalid device ID</li> <li>• InvalidIdpEndpoint—Error: Invalid Identity Provider Endpoint URL</li> <li>• InvalidIssuer—Error: Invalid Issuer</li> <li>• InvalidScope—Error: Invalid scope(s)</li> <li>• InvalidSessionLevel—Error: Invalid session level</li> <li>• InvalidSettings—Error: IdP certificate is invalid or does not exist</li> <li>• InvalidSignature—Error: Invalid Signature</li> <li>• InvalidSp—Error: Misconfigured or invalid service provider</li> </ul>

Field	Details
	<ul style="list-style-type: none"> <li>InvalidSpokeSp—Error: Invalid spoke SP settings</li> <li>InvalidUserCredentials—Error: Invalid user credentials</li> <li>NoAccess—Error: User does not have access to this service provider</li> <li>NoCustomAttrValue—Error: User does not have a value for the subject custom attribute</li> <li>NoCustomField—Error: Custom field not found</li> <li>NoSpokeId—Error: No Spoke ID found</li> <li>NoSubdomain—Error: Org has not configured My Domains yet</li> <li>NoUserFedId—Error: User does not have a Federation Identifier selected</li> <li>OauthError—OAuth Error</li> <li>Success</li> <li>UnableToResolve—Error: Unable to resolve request into a Service Provider</li> <li>UnknownError—Unknown Error</li> </ul>
IdentityUsed	<p><b>Type</b> string</p> <p><b>Properties</b> Filter, Nillable, Sort</p> <p><b>Description</b> The identity (username) of the user being authenticated.</p>
InitiatedBy	<p><b>Type</b> picklist</p> <p><b>Properties</b> Filter, Group, Restricted picklist, Sort</p> <p><b>Description</b> The code describing how the authentication request was initiated. Possible values are:</p> <ul style="list-style-type: none"> <li>IdP—IdP-Initiated SAML</li> <li>OauthAuthorize—OAuth Authorization</li> <li>OauthTokenExchange—OAuth Token Exchange</li> <li>SP—SP-Initiated SAML</li> </ul>
OptionsHasLogoutUrl	<p><b>Type</b> boolean</p> <p><b>Properties</b> Filter</p> <p><b>Description</b> Whether a logout URL has been assigned to the app. This URL is where users are redirected when they log out.</p>

Field	Details
SamlEntityUrl	<p><b>Type</b> string</p> <p><b>Properties</b> Filter, Sort</p> <p><b>Description</b> The authentication URL of the SAML provider.</p>
SsoType	<p><b>Type</b> picklist</p> <p><b>Properties</b> Filter, Group, Nillable, Restricted picklist, Sort</p> <p><b>Description</b> The type of SSO. Options are:</p> <ul style="list-style-type: none"> <li>• 0–SAML</li> <li>• 1–OpenID Connect</li> </ul>
Timestamp	<p><b>Type</b> dateTime</p> <p><b>Properties</b> Filter, Nillable, Sort</p> <p><b>Description</b> The date and time on which the event occurred.</p>
UserId	<p><b>Type</b> reference</p> <p><b>Properties</b> Filter, Group, Nillable, Sort</p> <p><b>Description</b> The ID of the user seeking authentication.</p>

## IframeWhiteListUrl

---

Represents a list of external domains that you allow to frame your Visualforce pages and Surveys. This object is available in API version 45.0 and later.

### Supported Calls

`create()`, `delete()`, `describeObjects()`, `query()`, `retrieve()`, `update()`, `upsert()`

## Fields

Field Name	Details
Context	<p><b>Type</b> picklist</p> <p><b>Properties</b> Create, Defaulted on create, Filter, Group, Restricted picklist, Sort, Update</p> <p><b>Description</b> The type of content in the iframe. This value is available in API v49.0 and later.</p> <p>Valid values are:</p> <ul style="list-style-type: none"> <li>• Surveys</li> <li>• VisualforcePages</li> </ul>
Url	<p><b>Type</b> string</p> <p><b>Properties</b> Create, Filter, Group, Nillable, Sort, Update</p> <p><b>Description</b> The unique domain to be whitelisted. Accepts these formats: example.com, *example.com, and http://example.com.</p>

## Usage

To use this object for framing Visualforce pages, on Session Settings in Setup, select **Enable clickjack protection for customer Visualforce pages** either **with headers disabled** or **with standard headers**. These options both allow framing of Visualforce pages on whitelisted external domains and provide clickjack protection.

Alternatively, you can customize session settings via the SecuritySettings Metadata API type. To use the IFrameWhiteListUrl object, set either the `enableClickjackNonsetupUser` or `enableClickjackNonsetupUserHeaderless` field to `true`. For more information, see [SecuritySettings](#) in the Metadata API Developer Guide.

## Individual

Represents a customer's data privacy and protection preferences. Data privacy records based on the Individual object store your customers' preferences. Data privacy records are associated with related leads, contacts, person accounts, and users. This object is available in API version 42.0 and later.

## Supported Calls

`create()`, `delete()`, `describeLayout()`, `describeSObjects()`, `getDeleted()`, `getUpdated()`, `merge()`, `query()`, `retrieve()`, `search()`, `undelete()`, `update()`, `upsert()`



## Special Access Rules

- This object is available if Data Protection and Privacy is enabled.

## Fields

Field Name	Details
Birthdate	<p><b>Type</b> date</p> <p><b>Properties</b> Create, Filter, Group, Nillable, Sort, Update</p> <p><b>Description</b> The customer's birthdate.</p>
CanStorePiiElsewhere	<p><b>Type</b> boolean</p> <p><b>Properties</b> Create, Defaulted on create, Filter, Group, Sort, Update</p> <p><b>Description</b> Indication that you can store the customer's personally identifiable information (PII) outside of their legislation area. For example, you could store an EU citizen's PII data in the US.</p>
ChildrenCount	<p><b>Type</b> int</p> <p><b>Properties</b> Create, Filter, Group, Nillable, Sort, Update</p> <p><b>Description</b> The number of children the customer has.</p>
ConsumerCreditScore	<p><b>Type</b> int</p> <p><b>Properties</b> Create, Filter, Group, Nillable, Sort, Update</p> <p><b>Description</b> The person's credit score (e.g. 740).</p>
ConsumerCreditScoreProviderName	<p><b>Type</b> string</p> <p><b>Properties</b> Create, Filter, Group, Nillable, Sort, Update</p> <p><b>Description</b> The name of the company that provided the credit score.</p>

Field Name	Details
ConvictionsCount	<p><b>Type</b> int</p> <p><b>Properties</b> Create, Filter, Group, Nillable, Sort, Update</p> <p><b>Description</b> The number of convictions for the customer.</p>
DeathDate	<p><b>Type</b> date</p> <p><b>Properties</b> Create, Filter, Group, Nillable, Sort, Update</p> <p><b>Description</b> The customer's death date.</p>
FirstName	<p><b>Type</b> string</p> <p><b>Properties</b> Create, Filter, Group, Nillable, Sort, Update</p> <p><b>Description</b> The customer's first name. Maximum size is 40 characters.</p>
HasOptedOutGeoTracking	<p><b>Type</b> boolean</p> <p><b>Properties</b> Create, Defaulted on create, Filter, Group, Sort, Update</p> <p><b>Description</b> Preference to not track geolocation on mobile devices.</p>
HasOptedOutProcessing	<p><b>Type</b> boolean</p> <p><b>Properties</b> Create, Defaulted on create, Filter, Group, Sort, Update</p> <p><b>Description</b> Preference to not process personal data, which can include collecting, storing, and sharing personal data.</p>
HasOptedOutProfiling	<p><b>Type</b> boolean</p> <p><b>Properties</b> Create, Defaulted on create, Filter, Group, Sort, Update</p>

Field Name	Details
	<p><b>Description</b> Preference to not process data for predicting personal attributes, such as interests, behavior, and location.</p>
HasOptedOutSolicit	<p><b>Type</b> boolean</p> <p><b>Properties</b> Create, Defaulted on create, Filter, Group, Sort, Update</p> <p><b>Description</b> Preference to not solicit products and services.</p>
HasOptedOutTracking	<p><b>Type</b> boolean</p> <p><b>Properties</b> Create, Defaulted on create, Filter, Group, Sort, Update</p> <p><b>Description</b> Preference to not track customer web activity and whether the customer opens email sent through Salesforce.</p>
IndividualsAge	<p><b>Type</b> picklist</p> <p><b>Properties</b> Create, Filter, Group, Nillable, Sort, Update</p> <p><b>Description</b> Indicates whether the customer is considered to be a minor.</p>
InfluencerRating	<p><b>Type</b> int</p> <p><b>Properties</b> Create, Filter, Group, Nillable, Sort, Update</p> <p><b>Description</b> A measure of the person's influence, irrespective of how we do business with them.</p>
IsHomeOwner	<p><b>Type</b> boolean</p> <p><b>Properties</b> Create, Defaulted on create, Filter, Group, Sort, Update</p> <p><b>Description</b> Indicates whether the customer owns a home.</p>

Field Name	Details
LastName	<p><b>Type</b> string</p> <p><b>Properties</b> Create, Filter, Group, Sort, Update</p> <p><b>Description</b> Required. The customer's last name. Maximum size is 80 characters.</p>
MilitaryService	<p><b>Type</b> picklist</p> <p><b>Properties</b> Create, Filter, Group, Nillable, Sort, Update</p> <p><b>Description</b> Indicates whether the customer has served in the military.</p>
Name	<p><b>Type</b> string</p> <p><b>Properties</b> Filter, Group, Sort</p> <p><b>Description</b> Concatenation of <code>FirstName</code> and <code>LastName</code>. Maximum size is 121 characters.</p>
Occupation	<p><b>Type</b> string</p> <p><b>Properties</b> Create, Filter, Group, Nillable, Sort, Update</p> <p><b>Description</b> The customer's occupation. Maximum size is 150 characters.</p>
OwnerId	<p><b>Type</b> reference</p> <p><b>Properties</b> Create, Defaulted on create, Filter, Group, Sort, Update</p> <p><b>Description</b> The ID of the owner of the account associated with this customer.</p>
Salutation	<p><b>Type</b> picklist</p> <p><b>Properties</b> Create, Filter, Group, Nillable, Sort, Update</p>

Field Name	Details
	<p><b>Description</b> The title for addressing the customer, such as Dr. or Mrs.</p>
SendIndividualData	<p><b>Type</b> boolean</p> <p><b>Properties</b> Create, Defaulted on create, Filter, Group, Sort, Update</p> <p><b>Description</b> Preference to export personal data for delivery to the customer.</p>
ShouldForget	<p><b>Type</b> boolean</p> <p><b>Properties</b> Create, Defaulted on create, Filter, Group, Sort, Update</p> <p><b>Description</b> Preference to delete records and personal data related to this customer.</p>
Website	<p><b>Type</b> url</p> <p><b>Properties</b> Create, Filter, Group, Nillable, Sort, Update</p> <p><b>Description</b> The URL for the customer's website.</p>

## Associated Objects

This object has the following associated objects. Unless noted, they are available in the same API version as this object.

### IndividualHistory

History is available for tracked fields of the object.

### IndividualShare

Sharing is available for the object.

## IndividualHistory

Represents the history of changes to values in the fields of a data privacy record, based on the Individual object. This object is available in versions 42.0 and later.

## Supported Calls

`describeSObjects()`, `getDeleted()`, `getUpdated()`, `query()`, `retrieve()`

## Special Access Rules

- This object is available if Data Protection and Privacy is enabled.
- The Individual object isn't available to Customer Community, Partner Community, and Customer Portal users.

## Fields

Field Name	Details
DataType	<p><b>Type</b> picklist</p> <p><b>Properties</b> Filter, Group, Nillable, Restricted picklist, Sort</p> <p><b>Description</b> Data type of the field that was changed.</p>
Field	<p><b>Type</b> picklist</p> <p><b>Properties</b> Filter, Group, Restricted picklist, Sort</p> <p><b>Description</b> The name of the changed field.</p>
IndividualId	<p><b>Type</b> reference</p> <p><b>Properties</b> Filter, Group, Sort</p> <p><b>Description</b> ID of the data privacy record. Label is <b>Individual ID</b>.</p>
NewValue	<p><b>Type</b> anyType</p> <p><b>Properties</b> Nillable, Sort</p> <p><b>Description</b> The updated value of the changed field.</p>
OldValue	<p><b>Type</b> anyType</p> <p><b>Properties</b> Nillable, Sort</p> <p><b>Description</b> The previous value of the changed field.</p>

## Usage

Use this object to identify changes to data privacy records.

This object respects field-level security on the parent object.

## IndividualShare

---

Represents a list of access levels to a data privacy record along with an explanation of the access level. For example, if you have access to a record because you own it, the `IndividualAccessLevel` is `All` and `RowCause` is `Owner`. This object is available in API version 42.0 and later.

## Supported Calls

`create()`, `delete()`, `describeSObjects()`, `query()`, `retrieve()`, `update()`, `upsert()`

## Special Access Rules

- This object is available if Data Protection and Privacy is enabled.
- The Individual object isn't available to Customer Community, Partner Community, and Customer Portal users.

## Fields

Field Name	Details
<code>IndividualAccessLevel</code>	<p><b>Type</b> picklist</p> <p><b>Properties</b> Create, Filter, Group, Restricted picklist, Sort, Update</p> <p><b>Description</b> Level of access that the user or group has to the data privacy record. The possible values include:</p> <ul style="list-style-type: none"> <li>• Read</li> <li>• Edit</li> <li>• All (Except for create or update.)</li> </ul> <p>Set this field to an access level that's higher than your default access level for individuals.</p>
<code>IndividualId</code>	<p><b>Type</b> reference</p> <p><b>Properties</b> Create, Filter, Group, Sort</p>

Field Name	Details
	<p><b>Description</b></p> <p>ID of the Individual associated with this sharing entry. This field isn't available for updates.</p>
RowCause	<p><b>Type</b></p> <p>picklist</p> <p><b>Properties</b></p> <p>Create, Filter, Group, Nillable, Restricted picklist, Sort</p> <p><b>Description</b></p> <p>Reason that this sharing entry exists. Write to this field when its value is omitted or set to <code>Manual</code> (default). We give you some of the many possible values, including:</p> <ul style="list-style-type: none"> <li>• <code>Manual</code>—The user or group has access because a user with "All" access manually shared the data privacy record with them.</li> <li>• <code>Owner</code>—The user is the owner of the data privacy record.</li> <li>• <code>Rule</code>—The user or group has access to the data privacy record via an Individual sharing rule.</li> </ul>
UserOrGroupId	<p><b>Type</b></p> <p>reference</p> <p><b>Properties</b></p> <p>Create, Filter, Group, Sort</p> <p><b>Description</b></p> <p>ID of the User or Group that has been given access to the data privacy record. This field isn't available for updates.</p>

## Usage

This object lets you determine which users and groups can view or edit Individual records owned by other users.

## InternalOrganizationUnit

Represents an organization that an Employee belongs to. This object is available in API version 48.0 and later.

## Supported Calls

`create()`, `delete()`, `describeLayout()`, `describeSObjects()`, `getDeleted()`, `getUpdated()`, `query()`, `retrieve()`, `undelete()`, `update()`, `upsert()`



## Fields

Field	Details
Description	<p><b>Type</b> string</p> <p><b>Properties</b> Create, Filter, Group, Nillable, Sort, Update</p> <p><b>Description</b> The name of the organization the Employee is working in.</p>
LastReferencedDate	<p><b>Type</b> dateTime</p> <p><b>Properties</b> Filter, Nillable, Sort</p> <p><b>Description</b> The timestamp for when the current user last viewed a record related to this record.</p>
LastViewedDate	<p><b>Type</b> dateTime</p> <p><b>Properties</b> Filter, Nillable, Sort</p> <p><b>Description</b> The timestamp for when the current user last viewed this record. If this value is null, this record might only have been referenced (LastReferencedDate) and not viewed.</p>
OrganizationCode	<p><b>Type</b> string</p> <p><b>Properties</b> Create, Filter, Group, idLookup, Sort, Update</p> <p><b>Description</b> Required. The code of the organization the Employee is working in.</p>
OrganizationName	<p><b>Type</b> string</p> <p><b>Properties</b> Create, Filter, Group, Nillable, Sort, Update</p> <p><b>Description</b> The name of the organization the Employee is working in.</p>
OwnerId	<p><b>Type</b> reference</p> <p><b>Properties</b> Create, Defaulted on create, Filter, Group, Sort, Update</p>

Field	Details
	<p><b>Description</b></p> <p>The ID of the user who currently owns this record. Default value is the user logged in to the API to perform the create.</p>
ParentOrganizationId	<p><b>Type</b></p> <p>reference</p> <p><b>Properties</b></p> <p>Create, Filter, Group, Nillable, Sort, Update</p> <p><b>Description</b></p> <p>A reference to the parent organization.</p>

SEE ALSO:

[Workplace Command Center for Work.com Developer Guide: Extend Work.com with Custom Solutions](#)

## Invoice

Represents a financial document describing the total amount a buyer must pay for goods or services provided. This object is available in API version 48.0 and later.

Users can edit non-posted invoices. Posted invoices can't be deleted. Once an invoice is posted, users can make payments against it to reduce its balance.

## Supported Calls

`describeLayout()`, `describeSObjects()`, `getDeleted()`, `getUpdated()`, `query()`, `retrieve()`, `search()`

## Special Access Rules

To access these entities, your org must have a Salesforce Order Management license. These entities are available only in Lightning Experience.

## Fields

Field	Details
Balance	<p><b>Type</b></p> <p>currency</p> <p><b>Properties</b></p> <p>Filter, Nillable, Sort</p> <p><b>Description</b></p> <p>The outstanding balance for this invoice. Equal to the invoice's total amount with tax, ignoring payments and adjustments.</p>

Field	Details
BillToContactId	<p><b>Type</b> reference</p> <p><b>Properties</b> Filter, Group, Nillable, Sort</p> <p><b>Description</b> Inherited from the account's Bill to Account.</p>
BillingAccountId	<p><b>Type</b> reference</p> <p><b>Properties</b> Filter, Group, Sort</p> <p><b>Description</b> The customer account for this invoice.</p>
Description	<p><b>Type</b> string</p> <p><b>Properties</b> Filter, Group, Nillable, Sort</p> <p><b>Description</b> Users can add more information about this invoice. Maximum of 1000 characters.</p>
DocumentNumber	<p><b>Type</b> string</p> <p><b>Properties</b> Filter, Group, Nillable, Sort</p> <p><b>Description</b> System-generated number that is used to organize financial documents. Can be sequential or random.</p>
DueDate	<p><b>Type</b> date</p> <p><b>Properties</b> Filter, Group, Sort</p> <p><b>Description</b> The customer must pay the invoice by the due date. Unpaid invoices past the due date may be sent to collections.</p>
InvoiceDate	<p><b>Type</b> date</p> <p><b>Properties</b> Filter, Group, Sort</p>

Field	Details
	<p><b>Description</b></p> <p>The date that the invoice was posted. Used with payment terms to determine the invoice's <code>DueDate</code>. For example, an invoice with an <code>InvoiceDate</code> of 04/01 and Net 30 payment terms would have a <code>DueDate</code> of 05/01.</p>
<code>InvoiceNumber</code>	<p><b>Type</b></p> <p>string</p> <p><b>Properties</b></p> <p>Filter, Group, Nillable, Sort</p> <p><b>Description</b></p> <p>System-created unique ID for this invoice.</p>
<code>OwnerId</code>	<p><b>Type</b></p> <p>reference</p> <p><b>Properties</b></p> <p>Filter, Group, Sort</p> <p><b>Description</b></p> <p>The user who owns an invoice record.</p>
<code>ReferenceEntityId</code>	<p><b>Type</b></p> <p>reference</p> <p><b>Properties</b></p> <p>Filter, Group, Nillable, Sort</p> <p><b>Description</b></p> <p>The ID of the order or order summary that created this invoice.</p>
<code>Status</code>	<p><b>Type</b></p> <p>picklist</p> <p><b>Properties</b></p> <p>Filter, Group, Restricted picklist, Sort</p> <p><b>Description</b></p> <p>The state of the invoice.</p> <p>Possible values are:</p> <ul style="list-style-type: none"> <li>• <code>Canceled</code>: Reserved for future use.</li> <li>• <code>Draft</code>: Reserved for future use.</li> <li>• <code>ErrorPosting</code>: Reserved for future use.</li> <li>• <code>Pending</code>: Reserved for future use.</li> <li>• <code>Posted</code>: Reserved for future use.</li> </ul>
<code>TotalAdjustmentAmount</code>	<p><b>Type</b></p> <p>currency</p>

Field	Details
	<p><b>Properties</b> Filter, Nillable, Sort</p> <p><b>Description</b> The sum of the invoice's adjustment line amounts.</p>
TotalAmount	<p><b>Type</b> currency</p> <p><b>Properties</b> Filter, Nillable, Sort</p> <p><b>Description</b> The sum TotalAmount values on the invoice's lines.</p>
TotalAmountWithTax	<p><b>Type</b> currency</p> <p><b>Properties</b> Filter, Nillable, Sort</p> <p><b>Description</b> The sum of TotalAmountWithTax values on the invoice's lines.</p>
TotalChargeAmount	<p><b>Type</b> currency</p> <p><b>Properties</b> Filter, Nillable, Sort</p> <p><b>Description</b> The sum of the invoice's charges.</p>
TotalTaxAmount	<p><b>Type</b> currency</p> <p><b>Properties</b> Filter, Nillable, Sort</p> <p><b>Description</b> The sum of TaxAmount values on the invoice lines.</p>

## InvoiceLine

Represents the amount that a buyer must pay for a product, service, or fee. Invoice lines are created based on the amount of an order line. This object is available in API version 48.0 and later.

## Supported Calls

`describeLayout()`, `describeSObjects()`, `getDeleted()`, `getUpdated()`, `query()`, `retrieve()`, `search()`

## Special Access Rules

To access these entities, your org must have a Salesforce Order Management license. These entities are available only in Lightning Experience.

## Fields

Field	Details
AdjustmentAmount	<p><b>Type</b> currency</p> <p><b>Properties</b> Filter, Nillable, Sort</p> <p><b>Description</b> Sum of adjustments made to the invoice line.</p>
ChargeAmount	<p><b>Type</b> currency</p> <p><b>Properties</b> Filter, Nillable, Sort</p> <p><b>Description</b> Sum of charges made to the invoice line.</p>
Description	<p><b>Type</b> string</p> <p><b>Properties</b> Filter, Group, Nillable, Sort</p> <p><b>Description</b> Description of the invoice line.</p>
GroupReferenceEntityItemId	<p><b>Type</b> reference</p> <p><b>Properties</b> Filter, Group, Nillable, Sort</p> <p><b>Description</b> Grouping field for adjustment line items.</p>
InvoiceId	<p><b>Type</b> reference</p> <p><b>Properties</b> Filter, Group, Sort</p> <p><b>Description</b> The invoice that contains this invoice line.</p>

Field	Details
InvoiceLineEndDate	<p><b>Type</b> date</p> <p><b>Properties</b> Filter, Group, Sort</p> <p><b>Description</b> For invoice lines made from a time-based service, the end date of the billing for the service.</p>
InvoiceLineStartDate	<p><b>Type</b> date</p> <p><b>Properties</b> Filter, Group, Sort</p> <p><b>Description</b> For invoice lines made from a time-based service, the first date of the billing for the service.</p>
InvoiceStatus	<p><b>Type</b> string</p> <p><b>Properties</b> Filter, Group, Nillable, Sort</p> <p><b>Description</b> State of the invoice line. Inherited from the invoice's status.</p>
Name	<p><b>Type</b> string</p> <p><b>Properties</b> Filter, Group, idLookup, Sort</p> <p><b>Description</b> Name of the invoice line.</p>
Product2Id	<p><b>Type</b> reference</p> <p><b>Properties</b> Filter, Group, Nillable, Sort</p> <p><b>Description</b> The product that was charged or ordered to create the invoice line.</p>
Quantity	<p><b>Type</b> double</p> <p><b>Properties</b> Filter, Nillable, Sort</p> <p><b>Description</b> Number of units of the order product that created the invoice line.</p>

Field	Details
ReferenceEntityItemId	<p><b>Type</b> reference</p> <p><b>Properties</b> Filter, Group, Nillable, Sort</p> <p><b>Description</b> The order item or adjustment item that created the invoice line.</p>
ReferenceEntityType	<p><b>Type</b> picklist</p> <p><b>Properties</b> Filter, Group, Nillable, Restricted picklist, Sort</p> <p><b>Description</b> The type of transaction that created the invoice line. Possible values are:</p> <ul style="list-style-type: none"> <li>• DeliveryCharge</li> <li>• OrderProduct</li> </ul>
ReferenceEntityTypeCode	<p><b>Type</b> picklist</p> <p><b>Properties</b> Filter, Group, Nillable, Restricted picklist, Sort</p> <p><b>Description</b> The type of object that created the invoice line. Possible values are:</p> <ul style="list-style-type: none"> <li>• Charge</li> <li>• Product</li> </ul>
RelatedLineId	<p><b>Type</b> reference</p> <p><b>Properties</b> Filter, Group, Nillable, Sort</p> <p><b>Description</b> The original invoice line that was adjusted or taxed.</p>
TaxAmount	<p><b>Type</b> currency</p> <p><b>Properties</b> Filter, Nillable, Sort</p> <p><b>Description</b> Total tax for the invoice line.</p>



Field	Details
TaxCode	<p><b>Type</b> string</p> <p><b>Properties</b> Filter, Group, Nillable, Sort</p> <p><b>Description</b> The code used to calculate tax rate for the invoice line.</p>
TaxEffectiveDate	<p><b>Type</b> date</p> <p><b>Properties</b> Filter, Group, Nillable, Sort</p> <p><b>Description</b> The date used to calculate the invoice line's TaxAmount.</p>
TaxName	<p><b>Type</b> string</p> <p><b>Properties</b> Filter, Group, Nillable, Sort</p> <p><b>Description</b> User-defined name for the applied tax.</p>
TaxRate	<p><b>Type</b> percent</p> <p><b>Properties</b> Filter, Nillable, Sort</p> <p><b>Description</b> Percentage value used for calculating tax.</p>
TotalAmount	<p><b>Type</b> currency</p> <p><b>Properties</b> Filter, Nillable, Sort</p> <p><b>Description</b> The total amount of the invoice line before any applicable tax.</p>
TotalAmountWithTax	<p><b>Type</b> currency</p> <p><b>Properties</b> Filter, Nillable, Sort</p>

Field	Details
	<p><b>Description</b></p> <p>Total amount of tax for this invoice line, with tax included. Sum of <code>TotalAmount</code> and <code>TaxAmount</code>.</p>
Type	<p><b>Type</b></p> <p>picklist</p> <p><b>Properties</b></p> <p>Filter, Group, Nillable, Restricted picklist, Sort</p> <p><b>Description</b></p> <p>Shows the type of transaction for the invoice line.</p> <p>Possible values are:</p> <ul style="list-style-type: none"> <li>• Adjustment</li> <li>• Charge</li> <li>• Tax</li> </ul>
UnitPrice	<p><b>Type</b></p> <p>currency</p> <p><b>Properties</b></p> <p>Filter, Nillable, Sort</p> <p><b>Description</b></p> <p>Price for one unit of the item on the invoice line.</p>

## JobProfile

---

Represents a job profile used for shift scheduling. This object is available in API versions 47.0 and later.

### Supported Calls

`create()`, `delete()`, `describeLayout()`, `describeSObjects()`, `getDeleted()`, `getUpdated()`, `query()`, `retrieve()`, `search()`, `undelete()`, `update()`, `upsert()`

### Special Access Rules

Field Service Lightning must be enabled in your org.

## Fields

Field	Details
LastReferencedDate	<p><b>Type</b> dateTime</p> <p><b>Properties</b> Filter, Nillable, Sort</p> <p><b>Description</b> The date and time when the current user last viewed a related record.</p>
LastViewedDate	<p><b>Type</b> dateTime</p> <p><b>Properties</b> Filter, Nillable, Sort</p> <p><b>Description</b> The date and time when the current user last viewed this record.</p>
Name	<p><b>Type</b> string</p> <p><b>Properties</b> Create, Filter, Group, idLookup, Sort, Update</p> <p><b>Description</b> The name of the job profile.</p>
OwnerId	<p><b>Type</b> reference</p> <p><b>Properties</b> Create, Defaulted on create, Filter, Group, Sort, Update</p> <p><b>Description</b> The ID of the owner of the job profile.</p>

## Associated Objects

This object has the following associated objects. Unless noted, they are available in the same API version as this object.

### [JobProfileFeed](#)

Feed tracking is available for the object.

### [JobProfileHistory](#)

History is available for tracked fields of the object.

### [JobProfileOwnerSharingRule](#)

Sharing rules are available for the object.

### [JobProfileShare](#)


Sharing is available for the object.

# Knowledge\_\_Feed

---

Represents the feed for a knowledge article. This object is available in API version 39.0 and later.

For additional information about feeds, see [FeedItem](#) on page 1246.

 **Note:** By default, the prefix for this object name is `Knowledge` and that is the value shown in this reference. However, this prefix can be modified by changing the **Object Name** for the `Knowledge__kav` object in Object Manager.


## Supported Calls

`delete()`, `describeSObjects()`, `getDeleted()`, `getUpdated()`, `query()`, `retrieve()`


## Special Access Rules

Lightning Knowledge must be enabled in your org.


## Fields

Field	Details
<code>BestCommentId</code>	<p><b>Type</b> reference</p> <p><b>Properties</b> Filter, Group, Nillable, Sort</p> <p><b>Description</b> The ID of the comment marked as best answer on a question post.</p>
<code>Body</code>	<p><b>Type</b> textarea</p> <p><b>Properties</b> Nillable, Sort</p> <p><b>Description</b> The body of the feed item. Required when <code>Type</code> is <code>TextPost</code> or <code>AdvancedTextPost</code>. Optional when <code>Type</code> is <code>ContentPost</code> or <code>LinkPost</code>.</p> <p>Although a value for <code>Body</code> is not required for the <code>ContentPost</code> type, an attachment is required. If an attachment isn't present, the type changes to <code>TextPost</code> or <code>AdvancedTextPost</code>, depending on the API version. <code>TextPost</code> and <code>AdvancedTextPost</code> do require a value for <code>Body</code>.</p> <p> <b>Tip:</b> See the <a href="#">IsRichText</a> field for a list of HTML tags supported in the body of rich text posts.</p>
<code>CommentCount</code>	<p><b>Type</b> int</p>



Field	Details
	<ul style="list-style-type: none"> <li>• <code>&lt;ul&gt;</code></li> <li>• <code>&lt;ol&gt;</code></li> <li>• <code>&lt;li&gt;</code></li> <li>• <code>&lt;img&gt;</code></li> </ul> <p>The <code>&lt;img&gt;</code> tag is accessible only via the API and must reference files in Salesforce similar to this example: <code>&lt;img src="sfdc://069B0000000omjh"&gt;&lt;/img&gt;</code></p> <p> <b>Note:</b> In API version 35.0 and later, the system replaces special characters in rich text with escaped HTML. In API version 34.0 and prior, all rich text appears as a plain-text representation.</p>
LikeCount	<p><b>Type</b> int</p> <p><b>Properties</b> Filter, Group, Sort</p> <p><b>Description</b> The number of likes associated with this feed item.</p>
LinkUrl	<p><b>Type</b> url</p> <p><b>Properties</b> Nillable, Sort</p> <p><b>Description</b> The URL of a <code>LinkPost</code>.</p>
ParentId	<p><b>Type</b> reference</p> <p><b>Properties</b> Filter, Group, Sort</p> <p><b>Description</b> ID of the Knowledge article to which the feed item is related.</p>
RelatedRecordId	<p><b>Type</b> reference</p> <p><b>Properties</b> Group, Nillable, Sort</p> <p><b>Description</b> ID of the <code>ContentVersion</code> record associated with a <code>ContentPost</code>. For WDC thanks posts, it's the ID of the <code>WorkThanks</code> object associated with a <code>RypplePost</code>. This field is typically null for all posts except <code>ContentPost</code> and <code>RypplePost</code>.</p> <p>For example, set this field to an existing <code>ContentVersion</code> ID and post it to a feed with <code>Type</code> set to <code>ContentPost</code>.</p>

Field	Details
Title	<p><b>Type</b> string</p> <p><b>Properties</b> Group, Nillable, Sort</p> <p><b>Description</b> The title of the feed item. When the <code>Type</code> is <code>LinkPost</code>, the <code>LinkUrl</code> is the URL and this field is the link name. The <code>Title</code> field can be updated on posts of <code>Type</code> <code>QuestionPost</code>.</p>
Type	<p><b>Type</b> picklist</p> <p><b>Properties</b> Filter, Group, Nillable, Restricted picklist, Sort</p> <p><b>Description</b> The type of feed item. Except for <code>ContentPost</code>, <code>LinkPost</code>, and <code>TextPost</code>, don't create feed items of other types directly from the API.</p> <ul style="list-style-type: none"> <li>• <code>ActivityEvent</code>—indirectly generated event when a user or the API adds a <code>Task</code> associated with a feed-enabled parent record (excluding email tasks on cases). Also occurs when a user or the API adds or updates a <code>Task</code> or <code>Event</code> associated with a case record (excluding email and call logging).  For a recurring <code>Task</code> with <code>CaseFeed</code> disabled, one event is generated for the series only. For a recurring <code>Task</code> with <code>CaseFeed</code> enabled, events are generated for the series and each occurrence.</li> <li>• <code>AdvancedTextPost</code>—created when a user posts a group announcement and, in Lightning Experience as of API version 39.0 and later, when a user shares a post.</li> <li>• <code>AnnouncementPost</code>—Not used.</li> <li>• <code>ApprovalPost</code>—generated when a user submits an approval.</li> <li>• <code>BasicTemplateFeedItem</code>—Not used.</li> <li>• <code>CanvasPost</code>—a post made by a canvas app posted on a feed.</li> <li>• <code>CollaborationGroupCreated</code>—generated when a user creates a public group.</li> <li>• <code>CollaborationGroupUnarchived</code>—Not used.</li> <li>• <code>ContentPost</code>—a post with an attached file.</li> <li>• <code>CreatedRecordEvent</code>—generated when a user creates a record from the publisher.</li> <li>• <code>DashboardComponentAlert</code>—generated when a dashboard metric or gauge exceeds a user-defined threshold.</li> <li>• <code>DashboardComponentSnapshot</code>—created when a user posts a dashboard snapshot on a feed.</li> <li>• <code>LinkPost</code>—a post with an attached URL.</li> <li>• <code>PollPost</code>—a poll posted on a feed.</li> <li>• <code>ProfileSkillPost</code>—generated when a skill is added to a user's Chatter profile.</li> </ul>

Field	Details
	<ul style="list-style-type: none"> <li>• <code>QuestionPost</code>—generated when a user posts a question.</li> <li>• <code>ReplyPost</code>—generated when Chatter Answers posts a reply.</li> <li>• <code>RypplePost</code>—generated when a user creates a Thanks badge in WDC.</li> <li>• <code>TextPost</code>—a direct text entry on a feed.</li> <li>• <code>TrackedChange</code>—a change or group of changes to a tracked field.</li> <li>• <code>UserStatus</code>—automatically generated when a user adds a post. Deprecated.</li> </ul> <p>The following values appear in the <code>Type</code> picklist for all feed objects but apply only to <code>CaseFeed</code>:</p> <ul style="list-style-type: none"> <li>• <code>AttachArticleEvent</code>—generated event when a user attaches an article to a case.</li> <li>• <code>CallLogPost</code>—generated event when a user logs a call for a case through the user interface. CTI calls also generate this event.</li> <li>• <code>CaseCommentPost</code>—generated event when a user adds a case comment for a case object.</li> <li>• <code>ChangeStatusPost</code>—generated event when a user changes the status of a case.</li> <li>• <code>ChatTranscriptPost</code>—generated event when Chat transcript is saved to a case.</li> <li>• <code>EmailMessageEvent</code>—generated event when an email related to a case object is sent or received.</li> <li>• <code>FacebookPost</code>—generated when a Facebook post is created from a case. Deprecated.</li> <li>• <code>MilestoneEvent</code>—generated when a case milestone is completed or reaches violation status.</li> <li>• <code>SocialPost</code>—generated when a social post is created from a case.</li> </ul> <p> <b>Note:</b> If you set <code>Type</code> to <code>ContentPost</code>, also specify <code>ContentData</code> and <code>ContentFileName</code>.</p>

## Knowledge\_\_ka

Provides access to the concrete object that represents a Knowledge article, the parent object for article versions. This object is available in API version 39.0 and later.

 **Note:** By default, the prefix for this object name is `Knowledge` and that is the value shown in this reference. However, this prefix can be modified by changing the **Object Name** for the `Knowledge__kav` object in Object Manager.

This object is derived from [KnowledgeArticle](#) on page 1449.

## Supported Calls

`delete()`, `describeLayout()`, `describeSObjects()`, `query()`, `retrieve()`, `undelete()`



## Special Access Rules

Lightning Knowledge must be enabled in your org. A user must have the View Articles permission enabled. Salesforce Knowledge users, unlike customer and partner users, must also be granted the Knowledge User feature license.

## Fields

Field	Details
ArchivedById	<p><b>Type</b> reference</p> <p><b>Properties</b> Filter, Group, Nillable, Sort</p> <p><b>Description</b> The ID of the user who archived the article.</p>
ArchivedDate	<p><b>Type</b> dateTime</p> <p><b>Properties</b> Filter, Nillable, Sort</p> <p><b>Description</b> The date when the article was archived.</p>
ArticleNumber	<p><b>Type</b> string</p> <p><b>Properties</b> Autonumber, Defaulted on create, Filter, idLookup, Sort</p> <p><b>Description</b> The unique number automatically assigned to the article when it's created. You can't change the format or value for this field.</p>
CaseAssociationCount	<p><b>Type</b> int</p> <p><b>Properties</b> Filter, Group, Sort</p> <p><b>Description</b> The number of cases attached to the article.</p>
FirstPublishedDate	<p><b>Type</b> dateTime</p> <p><b>Properties</b> Filter, Nillable, Sort</p> <p><b>Description</b> The date when the article was first published.</p>

Field	Details
LastPublishedDate	<p><b>Type</b> dateTime</p> <p><b>Properties</b> Filter, Nillable, Sort</p> <p><b>Description</b> The date when the article was last published.</p>
LastReferencedDate	<p><b>Type</b> dateTime</p> <p><b>Properties</b> Filter, Nillable, Sort</p> <p><b>Description</b> The timestamp for when the current user last viewed a record related to this record.</p>
LastViewedDate	<p><b>Type</b> dateTime</p> <p><b>Properties</b> Filter, Nillable, Sort</p> <p><b>Description</b> The timestamp for when the current user last viewed this record. If this value is null, this record might only have been referenced (<code>LastReferencedDate</code>) and not viewed.</p>
MasterLanguage	<p><b>Type</b> picklist</p> <p><b>Properties</b> Filter, Group, Restricted picklist, Sort</p> <p><b>Description</b> The article's original language. Only accessible if your knowledge base supports multiple languages.</p>
MigratedToFromArticle	<p><b>Type</b> string</p> <p><b>Properties</b> Filter, Group, Nillable, Sort</p> <p><b>Description</b> The ID for the corresponding pre- or post-migration article. Contains values only in orgs that migrate from Knowledge in Salesforce Classic to Lightning Knowledge. This field is available in API version 45.0 and later.</p>
TotalViewCount	<p><b>Type</b> int</p>

Field	Details
	<p><b>Properties</b> Filter, Group, Nillable, Sort</p> <p><b>Description</b> Total number of views for this article. This field is available in API version 39.0 and later.</p>

## Knowledge\_\_kav

Provides access to the concrete object that represents a Knowledge article version. This object is available in API version 39.0 and later.



**Note:** By default, the prefix for this object name is `Knowledge` and that is the value shown in this reference. However, this prefix can be modified by changing the **Object Name** for the `Knowledge__kav` object in Object Manager.

This object is derived from [KnowledgeArticleVersion](#) on page 1452.

## Supported Calls

`create()`, `describeLayout()`, `describeSObjects()`, `query()`, `retrieve()`, `search()`, `update()`, `upsert()`

## Special Access Rules

Lightning Knowledge must be enabled in your org. A user must have the View Articles permission enabled. Salesforce Knowledge users, unlike customer and partner users, must also be granted the `Knowledge User` feature license.

## Fields

Field	Details
ArchivedById	<p><b>Type</b> reference</p> <p><b>Properties</b> Filter, Group, Nillable, Sort</p> <p><b>Description</b> The ID of the user who archived the article.</p>
ArchivedDate	<p><b>Type</b> dateTime</p> <p><b>Properties</b> Filter, Nillable, Sort</p> <p><b>Description</b> The date when the article was archived.</p>

Field	Details
ArticleArchivedById	<p><b>Type</b> reference</p> <p><b>Properties</b> Filter, Group, Nillable, Sort</p> <p><b>Description</b> The ID of the user who archived the article.</p>
ArticleArchivedDate	<p><b>Type</b> dateTime</p> <p><b>Properties</b> Filter, Nillable, Sort</p> <p><b>Description</b> The date the article was archived.</p>
ArticleCaseAttachCount	<p><b>Type</b> int</p> <p><b>Properties</b> Filter, Group, Nillable, Sort</p> <p><b>Description</b> The number of cases where this article is attached.</p>
ArticleCreatedById	<p><b>Type</b> reference</p> <p><b>Properties</b> Filter, Group, Nillable, Sort</p> <p><b>Description</b> The ID of the user who created the article.</p>
ArticleCreatedDate	<p><b>Type</b> dateTime</p> <p><b>Properties</b> Filter, Nillable, Sort</p> <p><b>Description</b> The date the article was created.</p>
ArticleMasterLanguage	<p><b>Type</b> picklist</p> <p><b>Properties</b> Filter, Group, Nillable, Restricted picklist, Sort</p>

Field	Details
	<p><b>Description</b> The article's original language. Only accessible if your knowledge base supports multiple languages.</p>
ArticleNumber	<p><b>Type</b> string</p> <p><b>Properties</b> Autonumber, Defaulted on create, Filter, Sort</p> <p><b>Description</b> The unique number automatically assigned to the article when it's created. You can't change the format or value for this field.</p>
ArticleTotalViewCount	<p><b>Type</b> int</p> <p><b>Properties</b> Filter, Group, Nillable, Sort</p> <p><b>Description</b> Total number of views for the article.</p>
AssignedById	<p><b>Type</b> reference</p> <p><b>Properties</b> Filter, Group, Nillable, Sort</p> <p><b>Description</b> The ID of the user who assigned the article.</p>
AssignedToId	<p><b>Type</b> reference</p> <p><b>Properties</b> Filter, Group, Nillable, Sort</p> <p><b>Description</b> The ID of the user assigned to the article.</p>
AssignmentDate	<p><b>Type</b> dateTime</p> <p><b>Properties</b> Filter, Nillable, Sort</p> <p><b>Description</b> The date the article was assigned to a user.</p>
AssignmentDueDate	<p><b>Type</b> dateTime</p>

Field	Details
	<p><b>Properties</b> Filter, Nillable, Sort</p> <p><b>Description</b> The due date when an article is assigned.</p>
AssignmentNote	<p><b>Type</b> textarea</p> <p><b>Properties</b> Filter, Nillable, Sort</p> <p><b>Description</b> Notes to the assignee from the user who assigned the article.</p>
FirstPublishedDate	<p><b>Type</b> dateTime</p> <p><b>Properties</b> Filter, Nillable, Sort</p> <p><b>Description</b> The date when the article was first published.</p>
IsLatestVersion	<p><b>Type</b> boolean</p> <p><b>Properties</b> Defaulted on create, Filter, Group, Sort</p> <p><b>Description</b> Indicates whether the article is the most current version. (<code>true</code>) or not (<code>false</code>). This field can be <code>true</code> on the online or published version, a draft version in the master language, a draft version in a translation, and the latest archived version. However, you can't filter by (<code>PublishState='Online'</code>) and (<code>IsLatestVersion=false</code>) because the online version is also the latest version. This field is available in API version 24.0 and later.</p>
IsMasterLanguage	<p><b>Type</b> boolean</p> <p><b>Properties</b> Defaulted on create, Filter, Group, Sort</p> <p><b>Description</b> Indicates whether the article has one or more translations associated with it (<code>true</code>) or not (<code>false</code>). Only accessible if your knowledge base supports multiple languages.</p>
IsOutOfDate	<p><b>Type</b> boolean</p> <p><b>Properties</b> Defaulted on create, Filter, Group, Sort</p>

Field	Details
	<p><b>Description</b></p> <p>Indicates whether the source article has been updated since this translated version was created (<code>true</code>) or not (<code>false</code>). Only accessible if your knowledge base supports multiple languages.</p>
<code>IsVisibleInApp</code>	<p><b>Type</b></p> <p>boolean</p> <p><b>Properties</b></p> <p>Defaulted on create, Filter, Group, Sort</p> <p><b>Description</b></p> <p>Required. Indicates whether the article is visible in the Articles tab (<code>true</code>) or not (<code>false</code>).</p>
<code>IsVisibleInCsp</code>	<p><b>Type</b></p> <p>boolean</p> <p><b>Properties</b></p> <p>Create, Defaulted on create, Filter, Group, Sort, Update</p> <p><b>Description</b></p> <p>Required. Indicates whether the article is visible in the Customer Portal (<code>true</code>) or not (<code>false</code>).</p>
<code>IsVisibleInPkb</code>	<p><b>Type</b></p> <p>boolean</p> <p><b>Properties</b></p> <p>Create, Defaulted on create, Filter, Group, Sort, Update</p> <p><b>Description</b></p> <p>Required. Indicates whether the article is visible in the public knowledge base (<code>true</code>) or not (<code>false</code>).</p>
<code>IsVisibleInPrm</code>	<p><b>Type</b></p> <p>boolean</p> <p><b>Properties</b></p> <p>Create, Defaulted on create, Filter, Group, Sort, Update</p> <p><b>Description</b></p> <p>Required. Indicates whether the article is visible in the partner portal (<code>true</code>) or not (<code>false</code>).</p>
<code>KnowledgeArticleId</code>	<p><b>Type</b></p> <p>reference</p> <p><b>Properties</b></p> <p>Filter, Group, Sort</p> <p><b>Description</b></p> <p>The ID of the article independent from its version. The value for this field is retrieved from the <code>Id</code> field of the KnowledgeArticle object.</p>

Field	Details
Language	<p><b>Type</b> picklist</p> <p><b>Properties</b> Create, Filter, Group, Restricted picklist, Sort</p> <p><b>Description</b> The language that the article is written in, such as <code>French</code> or <code>Chinese (Traditional)</code>.  Querying or searching articles in SOSL require that you specify the <code>Language</code> field in the <code>WHERE</code> clause. The language must be the same for all article types.</p>
LastPublishedDate	<p><b>Type</b> dateTime</p> <p><b>Properties</b> Filter, Nillable, Sort</p> <p><b>Description</b> The date when the article was last published.</p>
MasterVersionId	<p><b>Type</b> reference</p> <p><b>Properties</b> Filter, Group, Nillable, Sort</p> <p><b>Description</b> ID of the source article, if the article is the translation of a source article. Only accessible if your knowledge base supports multiple languages.</p>
MigratedToFromArticleVersion	<p><b>Type</b> string</p> <p><b>Properties</b> Filter, Group, Nillable, Sort</p> <p><b>Description</b> The ID for the corresponding pre- or post-migration article version. Contains values only in orgs that migrate from Classic to Lightning Knowledge. Available in API version 43.0 and later.</p>
OwnerId	<p><b>Type</b> reference</p> <p><b>Properties</b> Filter, Group, Sort</p> <p><b>Description</b> The ID of the article's owner.</p>



Field	Details
PublishStatus	<p><b>Type</b> picklist</p> <p><b>Properties</b> Defaulted on create, Filter, Group, Restricted picklist, Sort</p> <p><b>Description</b> The publication status for the article:</p> <ul style="list-style-type: none"> <li>• <b>Draft</b>: any draft articles.</li> <li>• <b>Online</b>: articles published in Salesforce Knowledge.</li> <li>• <b>Archived</b>: archived articles.</li> </ul> <p>A user must have the “Manage Articles” permission enabled to use <b>Online</b>.</p> <p>Article queries and searches in SOQL or SOSL require that you specify either the <b>PublishStatus</b> or the <b>Id</b> field in the WHERE clause. You can search for only one publication status per article type in a single SOSL query. When searching for articles with a <b>PublishStatus</b> of <b>Archived</b>, also check that <b>IsLatestVersion</b> equals <b>false</b> in your WHERE clause.</p>
RecordTypeId	<p><b>Type</b> reference</p> <p><b>Properties</b> Create, Filter, Group, Nillable, Sort, Update</p> <p><b>Description</b> Indicates the API Name that describes the type of article. Use the record type to determine the article structure and other settings for different types of content.</p>
SourceId	<p><b>Type</b> reference</p> <p><b>Properties</b> Filter, Group, Nillable, Sort</p> <p><b>Description</b> ID of the source from which the article was created (Case or Reply).</p>
Summary	<p><b>Type</b> textarea</p> <p><b>Properties</b> Create, Filter, Nillable, Sort, Update</p> <p><b>Description</b> Summary of the article. Maximum size is 1000 characters.</p>
Title	<p><b>Type</b> string</p>

Field	Details
	<p><b>Properties</b> Create, Defaulted on create, Filter, Group, idLookup, Sort, Update</p> <p><b>Description</b> Required. Article's title. Maximum size is 255 characters.</p>
TranslationCompletedDate	<p><b>Type</b> dateTime</p> <p><b>Properties</b> Filter, Nillable, Sort</p> <p><b>Description</b> Date and time when the article was last translated. Only accessible if your knowledge base supports multiple languages.</p>
TranslationExportedDate	<p><b>Type</b> dateTime</p> <p><b>Properties</b> Filter, Nillable, Sort</p> <p><b>Description</b> Date and time when the article was last exported for translation. Only accessible if your knowledge base supports multiple languages.</p>
TranslationImportedDate	<p><b>Type</b> dateTime</p> <p><b>Properties</b> Filter, Nillable, Sort</p> <p><b>Description</b> Date and time when the article was last imported for translation. Only accessible if your knowledge base supports multiple languages.</p>
UrlName	<p><b>Type</b> string</p> <p><b>Properties</b> Create, Filter, Group, idLookup, Sort, Update</p> <p><b>Description</b> Required. Represents the article's URL. Can contain alphanumeric characters and hyphens but can't begin or end with a hyphen. <code>UrlName</code> is case-sensitive and its maximum size is 255 characters.</p>
ValidationStatus	<p><b>Type</b> picklist</p> <p><b>Properties</b> Defaulted on create, Filter, Group</p>

Field	Details
	<p><b>Description</b></p> <p>Shows whether the content of the article has been validated. Possible values are <code>Validated</code> and <code>Not Validated</code>. The default value is <code>Not Validated</code>. This field is available in API version 24.0 or later.</p>
VersionNumber	<p><b>Type</b></p> <p>int</p> <p><b>Properties</b></p> <p>Group, Sort</p> <p><b>Description</b></p> <p>The number assigned to a version of an article. This field is available in API version 24.0 and later.</p>

## Knowledge\_\_DataCategorySelection

Represents a data category that classifies an article. This object is available in API version 39.0 and later.

 **Note:** By default, the prefix for this object name is `Knowledge` and that is the value shown in this reference. However, this prefix can be modified by changing the **Object Name** for the `Knowledge__kav` object in Object Manager.

## Supported Calls

`create()`, `delete()`, `describeSObjects()`, `getDeleted()`, `getUpdated()`, `query()`, `retrieve()`

## Special Access Rules

Lightning Knowledge must be enabled in your org.


## Fields

Field	Details
DataCategoryGroupName	<p><b>Type</b></p> <p>datacategorygroupreference</p> <p><b>Properties</b></p> <p>Create</p> <p><b>Description</b></p> <p>Unique name of the data category group which has categories associated with the article.</p>
DataCategoryName	<p><b>Type</b></p> <p>datacategorygroupreference</p>

Field	Details
	<p><b>Properties</b> Create</p> <p><b>Description</b> Unique name of the data category associated with the article.</p>
ParentId	<p><b>Type</b> reference</p> <p><b>Properties</b> Create, Filter, Group, Sort</p> <p><b>Description</b> ID of the article associated with the data category selection.</p>

## Usage

Every article in Salesforce Knowledge can be categorized. A data category selection represents a category that has been selected to classify an article. You can use this object to query and manage article categorization in your organization. Client applications can create a categorization for an article with a Draft status. They can also delete and query article categorizations.

 **Note:** When using this object to classify an article, you can't select both a category (for example USA) and one of its descendants (California) or ascendant categories (North America). In this case, only the first category is selected.

## KnowledgeableUser

Represents a user identified as knowledgeable about a specific topic, and ranks them relative to other knowledgeable users. This object is available in API version 31.0 and later.

## Supported Calls

`describeSObjects()`, `query()`, `retrieve()`

## Fields

Field Name	Details
NetworkId	<p><b>Type</b> reference</p> <p><b>Properties</b> Filter, Group, Nillable, Sort</p> <p><b>Description</b> ID of the community the topic exists in. This field is available only if Salesforce Communities is enabled for your organization.</p>

Field Name	Details
RawRank	<p><b>Type</b> int</p> <p><b>Properties</b> Filter, Group, Nillable, Sort</p> <p><b>Description</b> Rank of this user's knowledge on the topic relative to other users.</p>
TopicId	<p><b>Type</b> reference</p> <p><b>Properties</b> Filter, Group, Sort</p> <p><b>Description</b> Unique ID for the topic in Salesforce.</p>
UserId	<p><b>Type</b> reference</p> <p><b>Properties</b> Filter, Group, Sort</p> <p><b>Description</b> Unique ID for the user in Salesforce.</p>

## KnowledgeArticle

---

Provides read-only access to an article and the ability to delete the master article. This object is available in API version 19.0 and later.

Unlike KnowledgeArticleVersion, the ID of a KnowledgeArticle record is identical irrespective of the article's version (status).

[Knowledge\\_\\_ka](#) on page 1436 is derived from this object.

### Supported Calls

`describeSObjects()`, `query()`, `retrieve()`

### Special Access Rules

Knowledge must be enabled in your org. A user must have the View Articles permission enabled. Salesforce Knowledge users, unlike customer and partner users, must also be granted the `Knowledge User` feature license.

## Fields

Field Name	Details
ArchivedById	<p><b>Type</b> reference</p> <p><b>Properties</b> Filter, Group, Nillable, Sort</p> <p><b>Description</b> The ID of the user who archived the article.</p>
ArchivedDate	<p><b>Type</b> dateTime</p> <p><b>Properties</b> Filter, Nillable, Sort</p> <p><b>Description</b> The date when the article was archived.</p>
ArticleNumber	<p><b>Type</b> string</p> <p><b>Properties</b> Autonumber, Defaulted on create, Filter, idLookup, Sort</p> <p><b>Description</b> The unique number automatically assigned to the article when it's created. You can't change the format or value for this field.</p>
CaseAssociationCount	<p><b>Type</b> int</p> <p><b>Properties</b> Filter, Group, Sort</p> <p><b>Description</b> The number of cases attached to the article.</p>
FirstPublishedDate	<p><b>Type</b> dateTime</p> <p><b>Properties</b> Filter, Nillable, Sort</p> <p><b>Description</b> The date when the article was first published.</p>
LastPublishedDate	<p><b>Type</b> dateTime</p> <p><b>Properties</b> Filter, Nillable, Sort</p>

Field Name	Details
	<p><b>Description</b> The date when the article was last published.</p>
LastReferencedDate	<p><b>Type</b> dateTime</p> <p><b>Properties</b> Filter, Nillable, Sort</p> <p><b>Description</b> The timestamp for when the current user last viewed a record related to this record.</p>
LastViewedDate	<p><b>Type</b> dateTime</p> <p><b>Properties</b> Filter, Nillable, Sort</p> <p><b>Description</b> The timestamp for when the current user last viewed this record. If this value is null, this record might only have been referenced (LastReferencedDate) and not viewed.</p>
MasterLanguage	<p><b>Type</b> picklist</p> <p><b>Properties</b> Filter, Group, Restricted picklist, Sort</p> <p><b>Description</b> The article's original language. Only accessible if your knowledge base supports multiple languages.</p>
MigratedToFromArticle	<p><b>Type</b> string</p> <p><b>Properties</b> Filter, Group, Nillable, Sort</p> <p><b>Description</b> The ID for the corresponding pre- or post-migration article. Contains values only in orgs that migrate from Knowledge in Salesforce Classic to Lightning Knowledge. This field is available in API version 45.0 and later.</p>
TotalViewCount	<p><b>Type</b> int</p> <p><b>Properties</b> Filter, Group, Nillable, Sort</p>

Field Name	Details
	<p><b>Description</b></p> <p>Total number of views for this article. This field is available in API version 39.0 and later.</p>

## Usage

Use this object to query or retrieve articles. `KnowledgeArticle` can be used in a SOQL clause, but doesn't provide access to the fields from the article. Provides read-only access to an article and the ability to delete the master article.

## Usage for SOQL with KnowledgeArticle

To expose the `migrated_to_from_id` column on **KnowledgeArticle** and **KnowledgeArticleVersion** to the sObject API: expose **MigratedToFromArticle** in **KnowledgeArticle**.

For SOQL:

- To filter by `MigratedToFromArticle`, remove any other filters.
- When filtering by `MigratedToFromArticle`, use the '=' or 'IN' operator.
- When filtering by `MigratedToFromArticle`, the value can't be null or empty.

SEE ALSO:

[KnowledgeArticleVersion](#)

## KnowledgeArticleVersion

Provides a global view of standard article fields across all types of articles depending on their version. This object is available in API version 18.0 and later.

Use this object to:

- Query or search generically across multiple types of articles.
- Filter on a specific version.
- Update standard fields, those fields that are updateable, in draft versions.

When you query on the archived article, the results include both the article and the article's archived versions.

[Knowledge\\_\\_kav](#) on page 1439 is derived from this object.

## Supported Calls

`describeLayout()`, `describeSObjects()`, `query()`, `retrieve()`, `search()`

### Note:

- You can only update draft versions.
- You can't update draft translations with the `knowledgeManagement` REST API.



- For Lightning Knowledge, to create, update, or delete a Knowledge article version, use the call on Knowledge\_\_kav. For example, to delete, use `Knowledge__kav.delete()`.
- For Knowledge in Salesforce Classic, to create, update, or delete a Knowledge article version, use the call on `ArticleType__kav`, where `ArticleType` is the name of the article's type. For example, to delete, use `ArticleType__kav.delete()`.

## Special Access Rules

Knowledge must be enabled in your org. A user must have the View Articles permission enabled. Salesforce Knowledge users, unlike customer and partner users, must also be granted the Knowledge User feature license.

## Fields

Field Name	Details
ArchivedById	<p><b>Type</b> reference</p> <p><b>Properties</b> Filter, Group, Nillable, Sort</p> <p><b>Description</b> The ID of the user who archived the article.</p>
ArchivedDate	<p><b>Type</b> dateTime</p> <p><b>Properties</b> Filter, Nillable, Sort</p> <p><b>Description</b> The date when the article was archived.</p>
ArticleArchivedById	<p><b>Type</b> reference</p> <p><b>Properties</b> Filter, Group, Nillable, Sort</p> <p><b>Description</b> The ID of the user who archived the article.</p>
ArticleArchivedDate	<p><b>Type</b> dateTime</p> <p><b>Properties</b> Filter, Nillable, Sort</p> <p><b>Description</b> The date the article was archived.</p>

Field Name	Details
ArticleCaseAttachCount	<p><b>Type</b> int</p> <p><b>Properties</b> Filter, Group, Nillable, Sort</p> <p><b>Description</b> The number of cases where this article is attached.</p>
ArticleCreatedById	<p><b>Type</b> reference</p> <p><b>Properties</b> Filter, Group, Nillable, Sort</p> <p><b>Description</b> The ID of the user who created the article.</p>
ArticleCreatedDate	<p><b>Type</b> dateTime</p> <p><b>Properties</b> Filter, Nillable, Sort</p> <p><b>Description</b> The date the article was created.</p>
ArticleMasterLanguage	<p><b>Type</b> picklist</p> <p><b>Properties</b> Filter, Group, Nillable, Restricted picklist, Sort</p> <p><b>Description</b> The article's original language. Only accessible if your knowledge base supports multiple languages.</p>
ArticleNumber	<p><b>Type</b> string</p> <p><b>Properties</b> Autonumber, Defaulted on create, Filter, Sort</p> <p><b>Description</b> The unique number automatically assigned to the article when it's created. You can't change the format or value for this field.</p>
ArticleTotalViewCount	<p><b>Type</b> int</p> <p><b>Properties</b> Filter, Group, Nillable, Sort</p>

Field Name	Details
	<p><b>Description</b> Total number of views for the article.</p>
ArticleType	<p><b>Type</b> string</p> <p><b>Properties</b> Defaulted on create,Filter</p> <p><b>Description</b> Indicates the API Name of the article type. The <code>ArticleType</code> is assigned to the article when it's created. You can't change the value of this field. This field is available in orgs using Knowledge in Salesforce Classic in API version 26.0 and later.</p>
AssignedById	<p><b>Type</b> reference</p> <p><b>Properties</b> Filter, Group, Nillable, Sort</p> <p><b>Description</b> The ID of the user who assigned the article.</p>
AssignedToId	<p><b>Type</b> reference</p> <p><b>Properties</b> Filter, Group, Nillable, Sort</p> <p><b>Description</b> The ID of the user assigned to the article.</p>
AssignmentDate	<p><b>Type</b> dateTime</p> <p><b>Properties</b> Filter, Nillable, Sort</p> <p><b>Description</b> The date the article was assigned to a user.</p>
AssignmentDueDate	<p><b>Type</b> dateTime</p> <p><b>Properties</b> Filter, Nillable, Sort</p> <p><b>Description</b> The due date when an article is assigned.</p>
AssignmentNote	<p><b>Type</b> textarea</p>

Field Name	Details
	<p><b>Properties</b> Filter, Nillable, Sort</p> <p><b>Description</b> Notes to the assignee from the user who assigned the article.</p>
FirstPublishedDate	<p><b>Type</b> dateTime</p> <p><b>Properties</b> Filter, Nillable, Sort</p> <p><b>Description</b> The date when the article was first published.</p>
IsLatestVersion	<p><b>Type</b> boolean</p> <p><b>Properties</b> Defaulted on create, Filter, Group, Sort</p> <p><b>Description</b> Indicates whether the article is the most current version. (<code>true</code>) or not (<code>false</code>). This field can be <code>true</code> on the online or published version, a draft version in the master language, a draft version in a translation, and the latest archived version. However, you can't filter by (<code>PublishState='Online'</code>) and (<code>IsLatestVersion=false</code>) because the online version is also the latest version. This field is available in API version 24.0 and later.</p>
IsMasterLanguage	<p><b>Type</b> boolean</p> <p><b>Properties</b> Defaulted on create, Filter, Group, Sort</p> <p><b>Description</b> Indicates whether the article has one or more translations associated with it (<code>true</code>) or not (<code>false</code>). Only accessible if your knowledge base supports multiple languages.</p>
IsOutOfDate	<p><b>Type</b> boolean</p> <p><b>Properties</b> Defaulted on create, Filter, Group, Sort</p> <p><b>Description</b> Indicates whether the source article has been updated since this translated version was created (<code>true</code>) or not (<code>false</code>). Only accessible if your knowledge base supports multiple languages.</p>

Field Name	Details
IsVisibleInApp	<p><b>Type</b> boolean</p> <p><b>Properties</b> Defaulted on create, Filter, Group, Sort</p> <p><b>Description</b> Required. Indicates whether the article is visible in the Articles tab (<code>true</code>) or not (<code>false</code>).</p>
IsVisibleInCsp	<p><b>Type</b> boolean</p> <p><b>Properties</b> Defaulted on create, Filter, Group, Sort</p> <p><b>Description</b> Required. Indicates whether the article is visible in the Customer Portal (<code>true</code>) or not (<code>false</code>).</p>
IsVisibleInPkb	<p><b>Type</b> boolean</p> <p><b>Properties</b> Defaulted on create, Filter, Group, Sort</p> <p><b>Description</b> Required. Indicates whether the article is visible in the public knowledge base (<code>true</code>) or not (<code>false</code>).</p>
IsVisibleInPrm	<p><b>Type</b> boolean</p> <p><b>Properties</b> Defaulted on create, Filter, Group, Sort</p> <p><b>Description</b> Required. Indicates whether the article is visible in the partner portal (<code>true</code>) or not (<code>false</code>).</p>
KnowledgeArticleId	<p><b>Type</b> reference</p> <p><b>Properties</b> Filter, Group, Sort</p> <p><b>Description</b> The ID of the article independent from its version. The value for this field is retrieved from the <code>Id</code> field of the KnowledgeArticle object.</p>
Language	<p><b>Type</b> picklist</p>

Field Name	Details
	<p><b>Properties</b> Filter, Group, Restricted picklist, Sort</p> <p><b>Description</b> The language that the article is written in, such as <code>French</code> or <code>Chinese (Traditional)</code>.  Querying or searching articles in SOSL require that you specify the <code>Language</code> field in the <code>WHERE</code> clause. The language must be the same for all article types.</p>
<code>LastPublishedDate</code>	<p><b>Type</b> dateTime</p> <p><b>Properties</b> Filter, Nillable, Sort</p> <p><b>Description</b> The date when the article was last published.</p>
<code>MasterVersionId</code>	<p><b>Type</b> reference</p> <p><b>Properties</b> Filter, Group, Nillable, Sort</p> <p><b>Description</b> ID of the source article, if the article is the translation of a source article. Only accessible if your knowledge base supports multiple languages.</p>
<code>MigratedToFromArticleVersion</code>	<p><b>Type</b> string</p> <p><b>Properties</b> Filter, Group, Nillable, Sort</p> <p><b>Description</b> The ID for the corresponding pre- or post-migration article version. Contains values only in orgs that migrate from Classic to Lightning Knowledge. Available in API version 43.0 and later.</p>
<code>OwnerId</code>	<p><b>Type</b> reference</p> <p><b>Properties</b> Filter, Group, Sort</p> <p><b>Description</b> The ID of the article's owner.</p>
<code>PublishStatus</code>	<p><b>Type</b> picklist</p>

Field Name	Details
	<p><b>Properties</b> Defaulted on create, Filter, Group, Restricted picklist, Sort</p> <p><b>Description</b> The publication status for the article:</p> <ul style="list-style-type: none"> <li>• <code>Draft</code>: any draft articles.</li> <li>• <code>Online</code>: articles published in Salesforce Knowledge.</li> <li>• <code>Archived</code>: archived articles.</li> </ul> <p>A user must have the “Manage Articles” permission enabled to use <code>Online</code>.</p> <p>Article queries and searches in SOQL or SOSL require that you specify either the <code>PublishStatus</code> or the <code>Id</code> field in the WHERE clause. You can search for only one publication status per article type in a single SOSL query. When searching for articles with a <code>PublishStatus</code> of <code>Archived</code>, also check that <code>IsLatestVersion</code> equals <code>false</code> in your WHERE clause.</p>
SourceId	<p><b>Type</b> reference</p> <p><b>Properties</b> Filter, Group, Nillable, Sort</p> <p><b>Description</b> ID of the source from which the article was created (Case or Reply).</p>
Summary	<p><b>Type</b> textarea</p> <p><b>Properties</b> Filter, Nillable, Sort</p> <p><b>Description</b> Summary of the article. Maximum size is 1000 characters.</p>
Title	<p><b>Type</b> string</p> <p><b>Properties</b> Filter, Group, idLookup, Sort</p> <p><b>Description</b> Required. Article's title. Maximum size is 255 characters.</p>
TranslationCompletedDate	<p><b>Type</b> dateTime</p> <p><b>Properties</b> Filter, Nillable, Sort</p>

Field Name	Details
	<b>Description</b> Date and time when the article was last translated. Only accessible if your knowledge base supports multiple languages.
TranslationExportedDate	<b>Type</b> dateTime <b>Properties</b> Filter, Nillable, Sort <b>Description</b> Date and time when the article was last exported for translation. Only accessible if your knowledge base supports multiple languages.
TranslationImportedDate	<b>Type</b> dateTime <b>Properties</b> Filter, Nillable, Sort <b>Description</b> Date and time when the article was last imported for translation. Only accessible if your knowledge base supports multiple languages.
UrlName	<b>Type</b> string <b>Properties</b> Filter, Group, idLookup, Sort <b>Description</b> Required. Represents the article's URL. Can contain alphanumeric characters and hyphens but can't begin or end with a hyphen. <code>UrlName</code> is case-sensitive and its maximum size is 255 characters.
ValidationStatus	<b>Type</b> picklist <b>Properties</b> Defaulted on create, Filter, Group <b>Description</b> Shows whether the content of the article has been validated. Possible values are <code>Validated</code> and <code>Not Validated</code> . The default value is <code>Not Validated</code> . This field is available in API version 24.0 or later.
VersionNumber	<b>Type</b> int <b>Properties</b> Group, Sort



**Field Name****Details****Description**

The number assigned to a version of an article. This field is available in API version 24.0 and later.

## Usage

Use this object to query, retrieve, or search for articles across all types of articles depending on their version. You can update draft master articles. Also, you can delete articles that are not drafts. Client applications can use KnowledgeArticleVersion with `describeDataCategoryGroups()` and `describeDataCategoryGroupStructures()` to return the category groups and the category structure associated with Salesforce Knowledge.

To access an article independent of its version, use the KnowledgeArticle object.

In Lightning Knowledge, the type of article is determined by the `RecordType` field on the concrete derived object (for example, [Knowledge\\_\\_kav](#) on page 1439). For Knowledge in Salesforce Classic, the type of article is determined by the `ArticleType` field and the concrete derived object uses the prefix of the article type name (for example, `FAQ__kav` for the FAQ article type).

## SOQL Samples

The following SOQL clause uses KnowledgeArticleVersion to query all published articles from all articles complying with the classification specified in the WITH DATA CATEGORY clause:

```
SELECT Title, Summary
FROM KnowledgeArticleVersion
WHERE PublishStatus='Online'
AND Language = 'en_US'
WITH DATA CATEGORY Geography__c ABOVE_OR_BELOW europe__c AND Product__c BELOW All__c
```

The following SOQL clause for Lightning Knowledge uses the `Offer` record type to limit the query to all draft articles:

```
SELECT Id, Title
FROM Knowledge__kav
WHERE PublishStatus='Draft'
AND Language = 'en_US'
AND RecordTypeId = '<specify RecordTypeId for Offer here>'
WITH DATA CATEGORY Geography__c AT (france__c,usa__c) AND Product__c ABOVE dsl__c
```

The following SOQL clause for Salesforce Classic uses the `Offer` article type to limit the query to all draft articles:

```
SELECT Id, Title
FROM Offer__kav
WHERE PublishStatus='Draft'
AND Language = 'en_US'
WITH DATA CATEGORY Geography__c AT (france__c,usa__c) AND Product__c ABOVE dsl__c
```

The following SOQL clause uses KnowledgeArticleVersion to query the IDs of all archived versions of a particular article:

```
SELECT Id
FROM KnowledgeArticleVersion
WHERE PublishStatus='Archived'
```

```
AND IsLatestVersion=false
AND KnowledgeArticleId='kA1D00000001PQ6KAM'
```

## SOQL and SOSL with KnowledgeArticleVersion

- Filter on a single value of `PublishStatus` for best results. To find all versions of each article, omit the `PublishStatus` filter, but do filter on one or more primary key IDs. To retrieve all archived versions for a given article, specify a SOQL filter where `IsLatestVersion` is `false`.
- In API version 46.0 and earlier, queries without a filter on `PublishStatus` return published articles by default. In API version 47.0 and later, draft, published, and archived articles are returned when Lightning Knowledge is enabled.
- To support security, only users with the “View Draft Articles” permission see articles whose `PublishStatus` value is `Draft`. Similarly, only users with the “View Archived Articles” permission see articles whose `PublishStatus` value is `Archived`.
- Archived article versions are stored in the **Knowledge\_\_kav** object. To query archived article versions, specify the article `Id` and set `IsLatestVersion='0'`.
- You cannot use binding variables in Apex SOQL statements with KnowledgeArticleVersion objects. For example, the following SOQL statement causes a compilation error.

```
final String PUBLISH_STATUS_ONLINE = 'Online';
List<Knowledge__kav> articles = [
  SELECT Id FROM Knowledge__kav
  WHERE PublishStatus = :PUBLISH_STATUS_ONLINE
];
```

Instead, use dynamic SOQL as follows. See [Dynamic SOQL](#) in *Apex Developer Guide*.

```
final String PUBLISH_STATUS_ONLINE = 'Online';
final String q = 'SELECT Id, PublishStatus FROM Knowledge__kav
WHERE PublishStatus = :PUBLISH_STATUS_ONLINE';
List<Knowledge__kav> articles = Database.query(q);
```

## Other Usage for SOQL and SOSL with KnowledgeArticleVersion

To expose the `migrated_to_from_id` on **KnowledgeArticle** and **KnowledgeArticleVersion** to the sObject API: expose **MigratedToFromArticleVersion** in **KnowledgeArticleVersion**.

- For SOQL:
  - To filter by **MigratedToFromArticleVersion**, remove any other filters.
  - When filtering by **MigratedToFromArticleVersion**, use the '=' or 'IN' operator.
  - When filtering by **MigratedToFromArticleVersion**, the value can't be null or empty.
- SOSL doesn't support **MigratedToFromArticleVersion**.

## Associated Objects

This object has the following associated objects. Unless noted, they are available in the same API version as this object.

**KnowledgeArticleVersionHistory**

History is available for tracked fields of the object.

SEE ALSO:

[KnowledgeArticle](#)

[KnowledgeArticleViewStat](#)

[KnowledgeArticleVoteStat](#)

## KnowledgeArticleVersionHistory

---

Enables read-only access to the full history of an article. This object is available in API version 25.0 and later.

Knowledge\_\_VersionHistory is derived from this object. To access this derived object, [turn on field history tracking](#) for Knowledge objects.

### Supported Calls

`describeSObjects()`, `getDeleted()`, `getUpdated()`, `query()`, `retrieve()`

### Special Access Rules

Knowledge must be enabled in your org. This object respects field, entity, and record-level security. You must have at least “Read” permission on the article type or the field to access its history. For data category security, Salesforce determines access based on the categorization of the online version of an article. If there is no online version, then security is applied based on the archived version, followed by the security of the draft version.

### Fields

Field Name	Details
EventType	<p><b>Type</b> picklist</p> <p><b>Properties</b> Filter, Group, Restricted picklist, Sort</p> <p><b>Description</b> The type of event that is tracked in the history table.</p>
FieldName	<p><b>Type</b> picklist</p> <p><b>Properties</b> Filter, Group, Nillable, Restricted picklist, Sort</p> <p><b>Description</b> Name of the tracked field.</p>

Field Name	Details
Language	<p><b>Type</b> picklist</p> <p><b>Properties</b> Filter, Group, Restricted picklist, Sort</p> <p><b>Description</b> The language that the article is written in, such as <code>French</code> or <code>Chinese (Traditional)</code>. Querying or searching articles in SOSL requires that you specify the <code>Language</code> field in the WHERE clause. The language must be the same for all article types.</p>
NewValue	<p><b>Type</b> anyType</p> <p><b>Properties</b> Nillable, Sort</p> <p><b>Description</b> The new value of the field that was changed.</p>
OldValue	<p><b>Type</b> anyType</p> <p><b>Properties</b> Nillable, Sort</p> <p><b>Description</b> The most recent value of the field before it was changed.</p>
ParentId	<p><b>Type</b> reference</p> <p><b>Properties</b> Filter, Group, Sort</p> <p><b>Description</b> The ID of the article.</p>
ParentObjectType	<p><b>Type</b> picklist</p> <p><b>Properties</b> Filter, Group, Restricted picklist, Sort</p> <p><b>Description</b> The type of object that contains the field.</p>
VersionId	<p><b>Type</b> reference</p>

Field Name	Details
	<p><b>Properties</b> Filter, Group, Nillable, Sort</p> <p><b>Description</b> The ID assigned to a version of the article.</p>
VersionNumber	<p><b>Type</b> int</p> <p><b>Properties</b> Filter, Group, Sort</p> <p><b>Description</b> The number assigned to a version of an article. This field is available in API version 24.0 and later.</p>

## Usage

Use this object to query events in the history of an article. For example, you can retrieve the number of edits a particular user has made to an article, how many times the article has been published, and so on.

## KnowledgeArticleViewStat

Provides statistics on the number of views for the specified article across all article types. This object is read-only and available in API version 20.0 and later.

Knowledge\_\_ViewStat is derived from this object.

## Supported Calls

`describeSObjects()`, `query()`, `retrieve()`

## Special Access Rules

Knowledge must be enabled in your org. Users must have access to the published version of an article to retrieve its views. For more information on published article version, see the `PublishStatus` field in KnowledgeArticleVersion.

## Fields

Field Name	Details
Channel	<p><b>Type</b> picklist</p> <p><b>Properties</b> Filter, Group, Restricted picklist, Sort</p>

Field Name	Details
	<p><b>Description</b></p> <p>The channel where the article is viewed:</p> <ul style="list-style-type: none"> <li>• <code>AllChannels</code> for article views across all channels.</li> <li>• <code>App</code> for the internal Salesforce Knowledge application.</li> <li>• <code>Pkb</code> for article views in public knowledge base.</li> <li>• <code>Csp</code> for Customer Portal.</li> <li>• <code>Prm</code> for article view in partner portal.</li> </ul>
<code>NormalizedScore</code>	<p><b>Type</b></p> <p>double</p> <p><b>Properties</b></p> <p>Filter, Nillable, Sort</p> <p><b>Description</b></p> <p>Article's weighted views in the selected channel. The article with most views has a score of 100. Other article views are then calculated relative to this highest view score. For example, if the best read article has 2000 views and another has 1000. The first one gets a score of 100 while the second gets 50.</p>
<code>ParentId</code>	<p><b>Type</b></p> <p>reference</p> <p><b>Properties</b></p> <p>Filter, Group, Sort</p> <p><b>Description</b></p> <p>ID of the viewed article. This corresponds to a KnowledgeArticle record.</p>
<code>ViewCount</code>	<p><b>Type</b></p> <p>int</p> <p><b>Properties</b></p> <p>Filter, Group, Sort</p> <p><b>Description</b></p> <p>The number of unique views an article has received in the selected channel. An article with a high number of views may not always have a high normalized score. The normalized score for an article is calculated based on views over time, with more recent views earning a higher score. This field is available in API version 27.0 and later.</p>

## Usage

Use this object to query or retrieve statistics for article views.

Alternatively, client applications can use the article type `API Name` followed by `__ViewStat` to query or retrieve most viewed articles from a specific article type.

## SOQL Samples

The following SOQL clause uses KnowledgeArticleViewStat to query all the article views in Salesforce Knowledge and return the related articles:

```
SELECT Id, NormalizedScore, Parent.Id
      FROM KnowledgeArticleViewStat where Channel = 'App'
      ORDER BY NormalizedScore
```

Use the following clause to restrict your query to Offer articles for the Offer article type:

```
SELECT Id, NormalizedScore, Parent.Id
      FROM Offer__ViewStat where Channel = 'App'
      ORDER BY NormalizedScore
```

SEE ALSO:

- [KnowledgeArticle](#)
- [KnowledgeArticleVersion](#)
- [KnowledgeArticleVoteStat](#)

## KnowledgeArticleVoteStat

---

Provides the weighted rating for the specified article on a scale of 1 to 5 across all article types. This object is read-only and available in API version 20.0 and later.

Knowledge\_\_VoteStat is derived from this object.

## Supported Calls

`describeSObjects()`, `query()`, `retrieve()`

## Special Access Rules

Knowledge must be enabled in your org. Users must have access to the published version of an article to retrieve its votes. For more information on published article version, see the `PublishStatus` field in KnowledgeArticleVersion

## Fields

Field Name	Details
Channel	<p><b>Type</b> picklist</p> <p><b>Properties</b> Filter, Group, Restricted picklist, Sort</p> <p><b>Description</b> The channel where the article is rated:</p> <ul style="list-style-type: none"> <li>• <code>AllChannels</code> for article views across all channels.</li> </ul>

Field Name	Details
	<ul style="list-style-type: none"> <li>• <code>App</code> for the internal Salesforce Knowledge application.</li> <li>• <code>Pkb</code> for article views in public knowledge base.</li> <li>• <code>Csp</code> for Customer Portal.</li> <li>• <code>Ppm</code> for article view in partner portal.</li> </ul>
<code>NormalizedScore</code>	<p><b>Type</b> double</p> <p><b>Properties</b> Filter, Nillable, Sort</p> <p><b>Description</b> Article's weighted score on a scale of 1 to 5. A higher score means more votes. Articles without recent votes trend towards an average rating of three stars.</p>
<code>ParentId</code>	<p><b>Type</b> reference</p> <p><b>Properties</b> Filter, Group, Sort</p> <p><b>Description</b> The rated article. This corresponds to a KnowledgeArticle record.</p>

## Usage

Use this object to query or retrieve the rating for an article.

Alternatively, client applications can use the article type `API Name` followed by `__VoteStat` to query or retrieve the rating for an article for a specific article type.

## SOQL Samples

See `KnowledgeArticleViewStat`.

SEE ALSO:

[KnowledgeArticle](#)

[KnowledgeArticleVersion](#)

[KnowledgeArticleViewStat](#)

## LandingPage

Represents a Pardot landing page that has been synced to Salesforce. A landing page is a web page that a visitor reaches after clicking a link or advertisement. This object is available in API version 42.0 and later.



## Supported Calls

`describeLayout()`, `describeSObjects()`, `getDeleted()`, `getUpdated()`, `query()`, `retrieve()`, `search()`

## Special Access Rules

To access this object, your org must use Pardot and users need the CRM User or Sales User permission set.

## Fields

Field Name	Details
CampaignId	<p><b>Type</b> reference</p> <p><b>Properties</b> Filter, Group, Nillable, Sort</p> <p><b>Description</b> The ID of the related campaign.</p>
FormErrorRate	<p><b>Type</b> percent</p> <p><b>Properties</b> Filter, Nillable, Sort</p> <p><b>Description</b> The percentage of errors made on the landing page form. Calculated as total errors divided by total views.</p>
FormSubmissionRate	<p><b>Type</b> percent</p> <p><b>Properties</b> Filter, Nillable, Sort</p> <p><b>Description</b> The percentage of form submissions based on the total number of landing page views.</p>
LastReferencedDate	<p><b>Type</b> dateTime</p> <p><b>Properties</b> Filter, Nillable, Sort</p> <p><b>Description</b> Indicates when the current user last viewed a record related to this record.</p>

Field Name	Details
LastViewedDate	<p><b>Type</b> dateTime</p> <p><b>Properties</b> Filter, Nillable, Sort</p> <p><b>Description</b> The date and time when the current user last viewed this record. If this value is null, this record might only have been referenced (see LastReferencedDate) and not viewed.</p>
Name	<p><b>Type</b> string</p> <p><b>Properties</b> Filter, Group, Sort</p> <p><b>Description</b> The name of the landing page.</p>
TotalFormErrors	<p><b>Type</b> int</p> <p><b>Properties</b> Defaulted on create, Filter, Group, Nillable, Sort</p> <p><b>Description</b> The total number of times a visitor or prospect enters an invalid email address or leaves a required field blank on a landing page form.</p>
TotalFormSubmissions	<p><b>Type</b> int</p> <p><b>Properties</b> Defaulted on create, Filter, Group, Nillable, Sort</p> <p><b>Description</b> The number of times a form on the landing page has been submitted.</p>
TotalTrackedLinkClicks	<p><b>Type</b> int</p> <p><b>Properties</b> Defaulted on create, Filter, Group, Nillable, Sort</p> <p><b>Description</b> The number of times prospects clicked a link on the landing page's thank you page.</p>

Field Name	Details
TotalViews	<p><b>Type</b> int</p> <p><b>Properties</b> Defaulted on create, Filter, Group, Nillable, Sort</p> <p><b>Description</b> The total number of times visitors and prospects viewed your landing page. This total includes multiple views from the same person.</p>
UniqueFormErrors	<p><b>Type</b> int</p> <p><b>Properties</b> Defaulted on create, Filter, Group, Nillable, Sort</p> <p><b>Description</b> The number of individual visitors and prospects who made an error on the form. This metric doesn't include multiple errors from the same person.</p>
UniqueFormSubmissions	<p><b>Type</b> int</p> <p><b>Properties</b> Defaulted on create, Filter, Group, Nillable, Sort</p> <p><b>Description</b> The number of individual visitors who submitted a form on the landing page. This metric doesn't include multiple submissions from the same person.</p>
UniqueTrackedLinkClicks	<p><b>Type</b> int</p> <p><b>Properties</b> Defaulted on create, Filter, Group, Nillable, Sort</p> <p><b>Description</b> The number of times a prospect clicked a link on the landing page's thank you page. This metric doesn't include multiple clicks of the same link.</p>
UniqueViews	<p><b>Type</b> int</p> <p><b>Properties</b> Defaulted on create, Filter, Group, Nillable, Sort</p> <p><b>Description</b> The number of individual visitors and prospects who viewed your landing page. This metric doesn't include multiple views from the same person.</p>

## Associated Objects

This object has the following associated objects. Unless noted, they are available in the same API version as this object.

### LandingPageFeed

Feed tracking is available for the object.

## Lead

---

Represents a prospect or lead.



## Supported Calls

`create()`, `delete()`, `describeLayout()`, `describeSObjects()`, `getDeleted()`, `getUpdated()`, `merge()`, `query()`, `retrieve()`, `search()`, `undelete()`, `update()`, `upsert()`

## Fields

Field	Details
ActionCadenceAssigneeId	<p><b>Type</b> reference</p> <p><b>Properties</b> Filter, Group, Nillable, Sort</p> <p><b>Description</b> The ID of the sales rep designated to work the lead through their assigned sales cadence. This field is available in API version 48.0 if you enabled High Velocity Sales.</p>
ActionCadenceId	<p><b>Type</b> reference</p> <p><b>Properties</b> Filter, Group, Nillable, Sort</p> <p><b>Description</b> The ID of the lead's assigned sales cadence. This field is available in API version 48.0 if you enabled High Velocity Sales.</p>
ActivityMetricId	<p><b>Type</b> reference</p> <p><b>Properties</b> Filter, Group, Nillable, Sort</p> <p><b>Description</b> The ID of the related activity metric. This field is available in API version 48.0 if you enabled High Velocity Sales.</p>

Field	Details
Address	<p><b>Type</b> address</p> <p><b>Properties</b> Filter, Nillable</p> <p><b>Description</b> The compound form of the address. Read-only. For details on compound address fields, see <a href="#">Address Compound Fields</a>.</p>
AnnualRevenue	<p><b>Type</b> currency</p> <p><b>Properties</b> Create, Filter, Nillable, Sort, Update</p> <p><b>Description</b> Annual revenue for the lead's company.</p>
City	<p><b>Type</b> string</p> <p><b>Properties</b> Create, Filter, Group, Nillable, Sort, Update</p> <p><b>Description</b> City for the lead's address.</p>
CleanStatus	<p><b>Type</b> picklist</p> <p><b>Properties</b> Create, Filter, Group, Nillable, Restricted picklist, Sort, Update</p> <p><b>Description</b> Indicates the record's clean status compared with Data.com. Values include: <code>Matched</code>, <code>Different</code>, <code>Acknowledged</code>, <code>NotFound</code>, <code>Inactive</code>, <code>Pending</code>, <code>SelectMatch</code>, or <code>Skipped</code>.</p> <p>Several values for <code>CleanStatus</code> appear with different labels on the lead record.</p> <ul style="list-style-type: none"> <li>• <code>Matched</code> appears as <code>In Sync</code></li> <li>• <code>Acknowledged</code> appears as <code>Reviewed</code></li> <li>• <code>Pending</code> appears as <code>Not Compared</code></li> </ul>
Company	<p><b>Type</b> string</p> <p><b>Properties</b> Create, Filter, Group, Sort, Update</p> <p><b>Description</b> Required. The lead's company.</p>

Field	Details
	<p> <b>Note:</b> If person account record types have been enabled, and if the value of <code>Company</code> is null, the lead converts to a person account.</p>
<code>CompanyDunsNumber</code>	<p><b>Type</b> string</p> <p><b>Properties</b> Create, Filter, Group, Nillable, Sort, Update</p> <p><b>Description</b> The Data Universal Numbering System (D-U-N-S) number, which is a unique, nine-digit number assigned to every business location in the Dun &amp; Bradstreet database that has a unique, separate, and distinct operation. Industries and companies use D-U-N-S numbers as a global standard for business identification and tracking. Maximum size is 9 characters.</p> <p> <b>Note:</b> This field is only available to organizations that use Data.com Prospector or Data.com Clean.</p>
<code>ConnectionReceivedId</code>	<p><b>Type</b> reference</p> <p><b>Properties</b> Filter, Group, Nillable, Sort</p> <p><b>Description</b> ID of the <code>PartnerNetworkConnection</code> that shared this record with your organization. This field is available if you enabled Salesforce to Salesforce.</p>
<code>ConnectionSentId</code>	<p><b>Type</b> reference</p> <p><b>Properties</b> Filter, Group, Nillable, Sort</p> <p><b>Description</b> ID of the <code>PartnerNetworkConnection</code> that you shared this record with. This field is available if you enabled Salesforce to Salesforce. This field is supported using API versions earlier than 15.0. In all other API versions, this field's value is null. You can use the new <code>PartnerNetworkRecordConnection</code> object to forward records to connections.</p>
<code>ConvertedAccountId</code>	<p><b>Type</b> reference</p> <p><b>Properties</b> Filter, Group, Nillable, Sort</p> <p><b>Description</b> Object reference ID that points to the account into which the lead converted.</p>
<code>ConvertedContactId</code>	<p><b>Type</b> reference</p>


Field	Details
	<p><b>Properties</b> Filter, Group, Nillable, Sort</p> <p><b>Description</b> Object reference ID that points to the contact into which the lead converted.</p>
ConvertedDate	<p><b>Type</b> date</p> <p><b>Properties</b> Filter, Group, Nillable, Sort</p> <p><b>Description</b> Date on which this lead was converted.</p>
ConvertedOpportunityId	<p><b>Type</b> reference</p> <p><b>Properties</b> Filter, Group, Nillable, Sort</p> <p><b>Description</b> Object reference ID that points to the opportunity into which the lead has been converted.</p>
Country	<p><b>Type</b> string</p> <p><b>Properties</b> Create, Filter, Group, Nillable, Sort, Update</p> <p><b>Description</b> The lead's country.</p>
CountryCode	<p><b>Type</b> picklist</p> <p><b>Properties</b> Create, Filter, Group, Nillable, Sort, Update</p> <p><b>Description</b> The ISO country code for the lead's address.</p>
CurrencyIsoCode	<p><b>Type</b> picklist</p> <p><b>Properties</b> Create, Defaulted on create, Filter, Group, Nillable, Restricted picklist, Sort, Update</p> <p><b>Description</b> Available only for organizations with the multicurrency feature enabled. Contains the ISO code for any currency allowed by the organization.</p>


Field	Details
Description	<p><b>Type</b> textarea</p> <p><b>Properties</b> Create, Nillable, Update</p> <p><b>Description</b> The lead's description.</p>
Division	<p><b>Type</b> picklist</p> <p><b>Properties</b> Defaulted on create, Filter, Group, Restricted picklist, Sort</p> <p><b>Description</b> A logical segment of your organization's data. For example, if your company is organized into different business units, you could create a division for each business unit, such as "North America," "Healthcare," or "Consulting." Available only if the organization has the Division permission enabled.</p>
Email	<p><b>Type</b> email</p> <p><b>Properties</b> Create, Filter, Group, idLookup, Nillable, Sort, Update</p> <p><b>Description</b> The lead's email address.</p>
EmailBouncedDate	<p><b>Type</b> dateTime</p> <p><b>Properties</b> Filter, Nillable, Sort, Update</p> <p><b>Description</b> If bounce management is activated and an email sent to the lead bounced, the date and time of the bounce.</p>
EmailBouncedReason	<p><b>Type</b> string</p> <p><b>Properties</b> Filter, Group, Nillable, Sort, Update</p> <p><b>Description</b> If bounce management is activated and an email sent to the lead bounced, the reason for the bounce.</p>
Fax	<p><b>Type</b> phone</p>




Field	Details
	<p><b>Properties</b> Create, Filter, Group, Nillable, Sort, Update</p> <p><b>Description</b> The lead's fax number.</p>
FirstCallDateTime	<p><b>Type</b> datetime</p> <p><b>Properties</b> Filter, Nillable, Sort</p> <p><b>Description</b> The date and time of the first call placed to the lead. This field is available in API version 48.0 if you enabled High Velocity Sales.</p>
FirstEmailDateTime	<p><b>Type</b> datetime</p> <p><b>Properties</b> Filter, Nillable, Sort</p> <p><b>Description</b> The date and time of the first email sent to the lead. This field is available in API version 48.0 if you enabled High Velocity Sales.</p>
FirstName	<p><b>Type</b> string</p> <p><b>Properties</b> Create, Filter, Group, Nillable, Sort, Update</p> <p><b>Description</b> The lead's first name up to 40 characters.</p>
HasOptedOutOfEmail	<p><b>Type</b> boolean</p> <p><b>Properties</b> Create, Defaulted on create, Filter, Update</p> <p><b>Description</b> Indicates whether the lead doesn't want to receive email from Salesforce (<code>true</code>) or does (<code>false</code>). Label is <b>Email Opt Out</b>.</p>
GeocodeAccuracy	<p><b>Type</b> picklist</p> <p><b>Properties</b> Create, Filter, Group, Retrieve, Query, Restricted picklist, Nillable, Sort, Update</p>

Field	Details
	<p><b>Description</b> Accuracy level of the geocode for the address. For details on geolocation compound fields, see <a href="#">Compound Field Considerations and Limitations</a>.</p>
IndividualId	<p><b>Type</b> reference</p> <p><b>Properties</b> Create, Filter, Group, Nillable, Sort, Update</p> <p><b>Description</b> ID of the data privacy record associated with this lead. This field is available if you enabled Data Protection and Privacy in Setup.</p>
Industry	<p><b>Type</b> picklist</p> <p><b>Properties</b> Create, Filter, Group, Nillable, Sort, Update</p> <p><b>Description</b> Industry in which the lead works.</p>
IsConverted	<p><b>Type</b> boolean</p> <p><b>Properties</b> Create, Defaulted on create, Filter, Group, Sort</p> <p><b>Description</b> Indicates whether the lead has been converted (<code>true</code>) or not (<code>false</code>). Label is <b>Converted</b>.</p>
IsDeleted	<p><b>Type</b> boolean</p> <p><b>Properties</b> Defaulted on create, Filter</p> <p><b>Description</b> Indicates whether the object has been moved to the Recycle Bin (<code>true</code>) or not (<code>false</code>). Label is <b>Deleted</b>.</p>
IsUnreadByOwner	<p><b>Type</b> boolean</p> <p><b>Properties</b> Create, Defaulted on create, Filter, Group, Sort, Update</p> <p><b>Description</b> If true, lead has been assigned, but not yet viewed. See Unread Leads for more information. Label is <b>Unread By Owner</b>.</p>

Field	Details
Jigsaw	<p><b>Type</b> string</p> <p><b>Properties</b> Create, Filter, Group, Nillable, Sort, Update</p> <p><b>Description</b> References the ID of a contact in Data.com. If a lead has a value in this field, it means that a contact was imported as a lead from Data.com. If the contact (converted to a lead) was not imported from Data.com, the field value is null. Maximum size is 20 characters. Available in API version 22.0 and later. Label is <b>Data.com Key</b>.</p> <p> <b>Important:</b> The Jigsawfield is exposed in the API to support troubleshooting for import errors and reimporting of corrected data. Do not modify the value in the Jigsaw field.</p>
LastActivityDate	<p><b>Type</b> date</p> <p><b>Properties</b> Filter, Group, Nillable, Sort</p> <p><b>Description</b> Value is the most recent of either:</p> <ul style="list-style-type: none"> <li>• Due date of the most recent event logged against the record.</li> <li>• Due date of the most recently closed task associated with the record.</li> </ul>
LastName	<p><b>Type</b> string</p> <p><b>Properties</b> Create, Filter, Group, Sort, Update</p> <p><b>Description</b> Required. Last name of the lead up to 80 characters.</p>
LastReferencedDate	<p><b>Type</b> datetime</p> <p><b>Properties</b> Filter, Nillable, Sort</p> <p><b>Description</b> The timestamp for when the current user last viewed a record related to this record.</p>
LastViewedDate	<p><b>Type</b> datetime</p> <p><b>Properties</b> Filter, Nillable, Sort</p>


Field	Details
	<p><b>Description</b></p> <p>The timestamp for when the current user last viewed this record. If this value is null, this record might only have been referenced (<code>LastReferencedDate</code>) and not viewed.</p>
Latitude	<p><b>Type</b></p> <p>double</p> <p><b>Properties</b></p> <p>Create, Filter, Nillable, Sort, Update</p> <p><b>Description</b></p> <p>Used with <code>Longitude</code> to specify the precise geolocation of an address. Acceptable values are numbers between <math>-90</math> and <math>90</math> up to 15 decimal places. For details on geolocation compound fields, see <a href="#">Compound Field Considerations and Limitations</a>.</p>
Longitude	<p><b>Type</b></p> <p>double</p> <p><b>Properties</b></p> <p>Create, Filter, Nillable, Sort, Update</p> <p><b>Description</b></p> <p>Used with <code>Latitude</code> to specify the precise geolocation of an address. Acceptable values are numbers between <math>-180</math> and <math>180</math> up to 15 decimal places. For details on geolocation compound fields, see <a href="#">Compound Field Considerations and Limitations</a>.</p>
LeadSource	<p><b>Type</b></p> <p>picklist</p> <p><b>Properties</b></p> <p>Create, Filter, Group, Nillable, Sort, Update</p> <p><b>Description</b></p> <p>The lead's source.</p>
MasterRecordId	<p><b>Type</b></p> <p>reference</p> <p><b>Properties</b></p> <p>Filter, Group, Nillable, Sort</p> <p><b>Description</b></p> <p>If this record was deleted as the result of a merge, this field contains the ID of the record that was kept. If this record was deleted for any other reason, or has not been deleted, the value is <code>null</code>.</p> <p> <b>Note:</b> When using Apex triggers to determine which record was deleted in a merge event, this field's value is the ID of the record that remains in <code>Trigger.old</code>. In <code>Trigger.new</code>, the value is <code>null</code>.</p>

Field	Details
MiddleName	<p><b>Type</b> string</p> <p><b>Properties</b> Create, Filter, Group, Nillable, Sort, Update</p> <p><b>Description</b> The lead's middle name up to 40 characters. To enable this field, ask Salesforce Customer Support for help.</p>
MobilePhone	<p><b>Type</b> phone</p> <p><b>Properties</b> Create, Filter, Group, Nillable, Sort, Update</p> <p><b>Description</b> The lead's mobile phone number.</p>
Name	<p><b>Type</b> string</p> <p><b>Properties</b> Filter, Group, Sort</p> <p><b>Description</b> Concatenation of <code>FirstName</code>, <code>MiddleName</code>, <code>LastName</code>, and <code>Suffix</code> up to 121 characters.</p>
NumberOfEmployees	<p><b>Type</b> int</p> <p><b>Properties</b> Create, Filter, Group, Nillable, Sort, Update</p> <p><b>Description</b> Number of employees at the lead's company. Label is <b>Employees</b>.</p>
OwnerId	<p><b>Type</b> reference</p> <p><b>Properties</b> Create, Defaulted on create, Filter, Group, Sort, Update</p> <p><b>Description</b> ID of the lead's owner.</p>
PartnerAccountId	<p><b>Type</b> reference</p> <p><b>Properties</b> Filter, Nillable</p>

Field	Details
	<p><b>Description</b></p> <p>ID of the partner account for the partner user that owns this lead. Available if Partner Relationship Management is enabled or if Communities is enabled and you have partner portal licenses.</p> <p> <b>Note:</b> If you are uploading leads using API version 15.0 or earlier, and one of the leads in the batch has a partner user as the owner, the <code>Partner Account</code> field on all leads in the batch is set to that partner user's account regardless of whether the partner user is the owner. In version 16.0, the <code>Partner Account</code> field is set to the appropriate account for the partner user that owns the lead. If the owner of the lead is not a partner user, this field remains empty.</p>
Phone	<p><b>Type</b></p> <p>phone</p> <p><b>Properties</b></p> <p>Create, Filter, Group, Nillable, Sort, Update</p> <p><b>Description</b></p> <p>The lead's phone number.</p>
PhotoUrl	<p><b>Type</b></p> <p>url</p> <p><b>Properties</b></p> <p>Filter, Group, Nillable, Sort</p> <p><b>Description</b></p> <p>Path to be combined with the URL of a Salesforce instance (<i>Example:</i> <code>https://yourInstance.salesforce.com/</code>) to generate a URL to request the social network profile image associated with the lead. Generated URL returns an HTTP redirect (code 302) to the social network profile image for the lead.</p> <p>Empty if Social Accounts and Contacts isn't enabled or if Social Accounts and Contacts has been disabled for the requesting user.</p>
PostalCode	<p><b>Type</b></p> <p>string</p> <p><b>Properties</b></p> <p>Create, Filter, Group, Nillable, Sort, Update</p> <p><b>Description</b></p> <p>Postal code for the address of the lead. Label is <b>Zip/Postal Code</b>.</p>
Rating	<p><b>Type</b></p> <p>picklist</p> <p><b>Properties</b></p> <p>Create, Filter, Group, Nillable, Sort, Update</p>

Field	Details
	<p><b>Description</b> Rating of the lead.</p>
RecordTypeId	<p><b>Type</b> reference</p> <p><b>Properties</b> Create, Filter, Nillable, Update</p> <p><b>Description</b> ID of the record type assigned to this object.</p>
Salutation	<p><b>Type</b> picklist</p> <p><b>Properties</b> Create, Filter, Group, Nillable, Sort, Update</p> <p><b>Description</b> Salutation for the lead.</p>
ScoreIntelligenceId	<p><b>Type</b> reference</p> <p><b>Properties</b> Filter, Group, Nillable, Sort</p> <p><b>Description</b> The ID of the intelligent field record that contains lead score.</p>
State	<p><b>Type</b> string</p> <p><b>Properties</b> Create, Filter, Group, Nillable, Sort, Update</p> <p><b>Description</b> State for the address of the lead.</p>
StateCode	<p><b>Type</b> picklist</p> <p><b>Properties</b> Create, Filter, Group, Nillable, Sort, Update</p> <p><b>Description</b> The ISO state code for the lead's address.</p>
Status	<p><b>Type</b> picklist</p> <p><b>Properties</b> Create, Defaulted on create, Filter, Group, Sort, Update</p>

Field	Details
	<p><b>Description</b> Status code for this converted lead. Status codes are defined in <code>Status</code> and represented in the API by the <code>LeadStatus</code> object.</p>
Street	<p><b>Type</b> textarea</p> <p><b>Properties</b> Create, Filter, Group, Nillable, Sort, Update</p> <p><b>Description</b> Street number and name for the address of the lead.</p>
Suffix	<p><b>Type</b> string</p> <p><b>Properties</b> Create, Filter, Group, Nillable, Sort, Update</p> <p><b>Description</b> The lead's name suffix up to 40 characters. To enable this field, ask Salesforce Customer Support for help.</p>
Title	<p><b>Type</b> string</p> <p><b>Properties</b> Create, Filter, Group, Nillable, Sort, Update</p> <p><b>Description</b> Title for the lead, such as CFO or CEO.</p>
Website	<p><b>Type</b> url</p> <p><b>Properties</b> Create, Filter, Group, Nillable, Sort, Update</p> <p><b>Description</b> Website for the lead.</p>

 **Note:** If you import lead data and need to set the value for an audit field, such as `CreatedDate`, contact Salesforce. Audit fields are automatically updated during API operations unless you request to set these fields yourself..


## Converted Leads

Leads have a special state to indicate that they have been converted into an account, a contact, and an opportunity. Your client application can convert leads via the `convertLead()` call. Users can also convert leads in Salesforce. After a lead has been converted, it is read-only. However, you can query converted lead records.



Leads have several fields that indicate their converted status. These special fields are set when converting the lead in the user interface.

- `ConvertedAccountId`
- `ConvertedContactId`
- `ConvertedDate`
- `ConvertedOpportunityId`
- `IsConverted`
- `Status`

 **Note:** If person account record types have been enabled, and if the value of `Company` is null, the lead converts to a person account.

## Unread Leads

Leads have a special state to indicate that they have not been viewed or edited by the lead owner. In Salesforce, this is helpful for users to know which leads have been assigned to them but which they have not touched yet. `IsUnreadByOwner` is `true` if the lead owner has not yet viewed or edited the lead, and `false` if the lead owner has viewed or edited the lead at least once.

## Lead Status Picklist

Each `Status` value corresponds to either a converted or unconverted status in the lead status picklist, as defined in the user interface. To obtain the lead status values in the picklist, a client application can query `LeadStatus`.

You can't convert a lead via the API by changing `Status` to one of the converted lead status values. When you convert qualified leads into an account, contact, and opportunity, you can select one of the converted status types for the lead. Leads with a converted status type are no longer available in the Leads tab, although you can include them in reports.

## Usage

To update a lead or to convert one with `convertLead()`, log in to your client application with the "Edit" permission on leads.

When you create, update, or upsert a lead, your client application can have the lead assigned to multiple user records based on assignment rules that have been configured in Salesforce.

To use this feature, your client application needs to set either of the following options (but not both) in the `AssignmentRuleHeader` used in create or update:

Field	Field Type	Details
<code>assignmentRuleId</code>	reference	ID of the assignment rule to use. Can be an inactive assignment rule. If unspecified and <code>useDefaultRule</code> is <code>true</code> , then the default assignment rule is used.  To find the ID for a given assignment rule, query the <code>AssignmentRule</code> object (specifying <code>RuleType="leadAssignment"</code> ), iterate through the returned <code>AssignmentRule</code> records, find the one you want to use, retrieve its ID, and then specify its ID in this field in the <code>AssignmentRuleHeader</code> .
<code>useDefaultRule</code>	boolean	Specifies whether to use the default rule for rule-based assignment ( <code>true</code> ) or not ( <code>false</code> ). Default rules are assigned in the user interface.

## Java Sample

The following Java sample shows how to automatically assign a newly created lead.

```
package wsc;

import com.sforce.soap.enterprise.Connector;
import com.sforce.soap.enterprise.EnterpriseConnection;
import com.sforce.ws.ConnectionException;
import com.sforce.ws.ConnectorConfig;
import com.sforce.soap.enterprise.subject.Lead;
import com.sforce.soap.enterprise.QueryResult;
import com.sforce.soap.enterprise.SaveResult;
import com.sforce.soap.enterprise.subject.SObject;

public class LeadAssignment {

    static final String USERNAME = "REPLACE USER NAME";
    static final String PASSWORD = "REPLACE PASSWORD";
    static EnterpriseConnection connection;

    static LeadAssignment _leadAssignment;

    // Main
    public static void main(String[] args)
    {
        // Establish connection and login
        ConnectorConfig config = new ConnectorConfig();
        config.setUsername(USERNAME);
        config.setPassword(PASSWORD);
        try {
            connection = Connector.newConnection(config);
            System.out.println("Logged in, endpoint: " + config.getAuthEndpoint());
        } catch (ConnectionException e1) {
            e1.printStackTrace();
        }

        // Create lead
        _leadAssignment = new LeadAssignment();
        try {
            _leadAssignment.CreateLead();
        } catch (Exception e) {
            e.printStackTrace();
        }

        // Logout
        try {
            connection.logout();
            System.out.println("Logged out");
        } catch (ConnectionException ce) {
            ce.printStackTrace();
        }
    }

    public void CreateLead() throws ConnectionException
```

```

{
    // Create a new Lead and assign various properties
    Lead lead = new Lead();

    lead.setFirstName("Joe");
    lead.setLastName("Smith");
    lead.setCompany("ABC Corporation");
    lead.setLeadSource("API");
    // The lead assignment rule will assign any new leads that
    // have "API" as the LeadSource to a particular user

    // In this sample we will look for a particular rule and if found
    // use the id for the lead assignment. If it is not found we will
    // instruct the call to use the current default rule. You can't use
    // both of these values together.
    QueryResult qr = connection.query("SELECT Id FROM AssignmentRule WHERE Name = " +
                                     "'Mass Mail Campaign' AND SubjectType = 'Lead'");
    if (qr.getSize() == 0) {
        connection.setAssignmentRuleHeader(null, true);
    } else {
        connection.setAssignmentRuleHeader(qr.getRecords()[0].getId(), false);
    }

    // Every operation that results in a new or updated lead will
    // use the specified rule until the header is removed from the
    // connection.
    SaveResult[] sr = connection.create(new SObject[] {lead});
    for (int i=0;i<sr.length;i++) {
        if (sr[i].isSuccess()) {
            System.out.println("Successfully created lead with id of: " +
                               sr[i].getId() + ".");
        } else {
            System.out.println("Error creating lead: " +
                               sr[i].getErrors()[0].getMessage());
        }
    }

    // This call effectively removes the header, the next lead will
    // be assigned to the default lead owner.
    connection.clearAssignmentRuleHeader();
}
}

```

## C# Sample

The following C# sample shows how to automatically assign a newly created lead.

```

using System;
using System.Collections.Generic;
using System.Linq;
using System.Text;
using System.Threading.Tasks;
using System.ServiceModel;

```

```
using LeadSample.sforce;

namespace LeadSample
{
    class LeadAssignment
    {
        private static SoapClient client;
        private static SoapClient apiClient;
        private static SessionHeader header;
        private static LoginResult loginResult;
        private static readonly string Username = "REPLACE USERNAME";
        private static readonly string Password = "REPLACE PASSWORD AND SECURITY TOKEN";

        // Create the proxy binding and login
        private LeadAssignment()
        {
            client = new SoapClient();

            try
            {
                loginResult = client.login(null, Username, Password);
            }
            catch (Exception e)
            {
                Console.WriteLine("Unexpected login error: " + e.Message);
                Console.WriteLine(e.StackTrace);
                return;
            }
            // Access API endpoint and create new client
            header = new SessionHeader();
            header.sessionId = loginResult.sessionId;
            apiClient = new SoapClient("Soap", loginResult.serverUrl);
        }

        [STAThread]
        static void Main(string[] args)
        {
            LeadAssignment leadAssignment = new LeadAssignment();
            try
            {
                leadAssignment.CreateLead();
            }
            catch (Exception e)
            {
                Console.WriteLine(e.Message);
                Console.WriteLine(e.StackTrace);
                Console.WriteLine(e.InnerException);
            }
            // logout
            client.logout(header);
        }

        public void CreateLead()
        {

```

```

// Create a new Lead and assign various properties
Lead lead = new Lead();

lead.FirstName = "John";
lead.LastName = "Brown";
lead.Company = "ABC Corporation";
lead.LeadSource = "Advertisement";
// Setting the lead source for a pre-existing lead assignment rule. This
// rule was created outside of this sample and will assign any new leads
// that have "Advertisement" as the LeadSource to a particular user.

// Create the assignment rule header and add it to the proxy binding
AssignmentRuleHeader arh = new AssignmentRuleHeader();

// In this sample we will look for a particular rule and if found
// use the id for the lead assignment. If it is not found we will
// instruct the call to use the current default rule. Both these
// values can't be used together.
QueryResult qr = null;
string query = "SELECT Id FROM AssignmentRule WHERE Name = " +
    "'Mass Mail Campaign' AND SubjectType = 'Lead'";
try
{
    LimitInfo[] limitArray = apiClient.query(
        header, // sessionheader
        null,   // queryoptions
        null,   // mruheader
        null,   // packageversionheader
        query,  // SOQL query
        out qr);
}
catch (Exception e)
{
    Console.WriteLine("Unexpected query error: " + e.Message);
    Console.WriteLine(e.StackTrace);
}
if (qr.size == 0)
{
    arh.useDefaultRule = true;
}
else
{
    arh.assignmentRuleId = qr.records[0].Id;
}

// Create the lead using our Assignment Rule header
LimitInfo[] li;
SaveResult[] sr;
apiClient.create(
    header, // sessionheader
    arh,    // assignmentruleheader
    null,   // mruheader
    null,   // allowfieldtruncationheader
    null,   // disablefeedtrackingheader

```

```
        null, // streamingenabledheader
        null, // allornoneheader
        null, // duplicateruleheader
        null, // localeoptions
        null, // debuggingheader
        null, // packageversionheader
        null, // emailheader
        new sObject[] { lead },
        out li,
        out sr);
foreach (SaveResult s in sr)
{
    if (s.success)
    {
        Console.WriteLine("Successfully created Lead with ID: {0}", s.id);
    }
    else
    {
        Console.WriteLine("Error creating Lead: {0}", s.errors[0].message);
    }
}
}
```

## Associated Objects

This object has the following associated objects. Unless noted, they are available in the same API version as this object.

### **LeadFeed (API version 18.0)**

Feed tracking is available for the object.

### **LeadHistory**

History is available for tracked fields of the object.

### **LeadOwnerSharingRule**

Sharing rules are available for the object.

### **LeadShare**

Sharing is available for the object.

SEE ALSO:

[LeadOwnerSharingRule](#)

[LeadShare](#)

[LeadStatus](#)

[PartnerNetworkConnection](#)

## LeadCleanInfo

---

Stores the metadata Data.com Clean uses to determine a lead record's clean status. Helps you automate the cleaning or related processing of lead records.

Lead Clean Info provides a snapshot of the data in your Salesforce lead record and its matched Data.com record at the time the Salesforce record was cleaned.

Lead Clean Info includes a number of bit vector fields, whose component fields each correspond to individual object fields and provide related data or status information about those fields. For example, the bit vector field `IsDifferent` has an `IsDifferentTitle` field. If the `IsDifferentTitle` field's value is `False`, that means the `Title` field value is *the same* on the Salesforce lead record and its matched Data.com record.

LeadCleanInfo bit vector fields include:

- `CleanedBy` indicates who (a user) or what (a Clean job) cleaned the lead record.
- `IsDifferent` indicates whether or not a field on the lead record has a value that differs from the corresponding field on the matched Data.com record.
- `IsFlaggedWrong` indicates whether or not a field on the lead record has a value that is flagged as wrong to Data.com.
- `IsReviewed` indicates whether or not a field on the lead record is in a `Reviewed` state, which means that the value was reviewed but not accepted..

Their individual bits are defined here

## Supported Calls

`describeSObjects()`, `getDeleted()`, `getUpdated()`, `query()`, `retrieve()`, `update()`

## Fields

Field Name	Details
Address	<p><b>Type</b> address</p> <p><b>Properties</b> Filter, Nillable</p> <p><b>Description</b> The compound form of the address. Read-only. See <a href="#">Address Compound Fields</a> for details on compound address fields.</p>
AnnualRevenue	<p><b>Type</b> currency</p> <p><b>Properties</b> Filter, Nillable, Sort</p> <p><b>Description</b> Estimated annual revenue of the lead.</p>
City	<p><b>Type</b> string</p> <p><b>Properties</b> Filter, Group, Nillable, Sort</p>

Field Name	Details
	<p><b>Description</b> Details for the billing address of the lead.</p>
CleanedByJob	<p><b>Type</b> boolean</p> <p><b>Properties</b> Filter</p> <p><b>Description</b> Indicates whether the lead record was cleaned by a Data.com Clean job (<code>true</code>) or not (<code>false</code>).</p>
CleanedByUser	<p><b>Type</b> boolean</p> <p><b>Properties</b> Filter</p> <p><b>Description</b> Indicates whether the lead record was cleaned by a Salesforce user (<code>true</code>) or not (<code>false</code>).</p>
CompanyDunsNumber	<p><b>Type</b> string</p> <p><b>Properties</b> Filter, Group, Nillable, Sort</p> <p><b>Description</b> The Data Universal Numbering System (D-U-N-S) number is a unique, nine-digit number assigned to every business location in the Dun &amp; Bradstreet database that has a unique, separate, and distinct operation. D-U-N-S numbers are used by industries and organizations around the world as a global standard for business identification and tracking.</p>
CompanyName	<p><b>Type</b> string</p> <p><b>Properties</b> Filter, Group, Nillable, Sort</p> <p><b>Description</b> The name of the company.</p>
ContactStatusDataDotCom	<p><b>Type</b> picklist</p> <p><b>Properties</b> Filter, Group, Nillable, Sort</p>



**Field Name****Details****Description**

The status of the contact associated with the lead per Data.com. Values are: Contact is Active per Data.com, Phone is Wrong per Data.com , Email is Wrong per Data.com, Phone and Email are Wrong per Data.com, Contact Not at Company per Data.com, Contact is Inactive per Data.com, Company this contact belongs to is out of business per Data.com, Company this contact belongs to never existed per Data.com or Email address is invalid per Data.com.

Country

**Type**

string

**Properties**

Filter, Group, Nillable, Sort

**Description**

Details for the billing address of the lead.

DandBCompanyDunsNumber

**Type**

string

**Properties**

Filter, Group, Nillable, Sort

**Description**

The D-U-N-S Number on the D&B Company record (if any) that is linked to the lead.

DataDotComCompanyId

**Type**

string

**Properties**

Filter, Group, Nillable, Sort

**Description**

The ID Data.com maintains for the company associated with the lead.

DataDotComId

**Type**

string

**Properties**

Filter, Group, Nillable, Sort

**Description**

The ID Data.com maintains for the contact associated with the lead.

Email

**Type**

email

Field Name	Details
	<p><b>Properties</b> Filter, Group, Nillable, Sort</p> <p><b>Description</b> The lead's email address.</p>
FirstName	<p><b>Type</b> string</p> <p><b>Properties</b> Filter, Group, Nillable, Sort</p> <p><b>Description</b> The lead's first name.</p>
Industry	<p><b>Type</b> picklist</p> <p><b>Properties</b> Filter, Group, Nillable, Sort</p> <p><b>Description</b> The industry the lead belongs to.</p>
IsDifferentAnnualRevenue	<p><b>Type</b> boolean</p> <p><b>Properties</b> Filter</p> <p><b>Description</b> Indicates whether the lead's AnnualRevenue field value is different from the corresponding value on its matched Data.com record (true) or not (false).</p>
IsDifferentCity	<p><b>Type</b> boolean</p> <p><b>Properties</b> Filter</p> <p><b>Description</b> Indicates whether the lead's City field value is different from the corresponding value on its matched Data.com record (true) or not (false).</p>
IsDifferentCompanyDunsNumber	<p><b>Type</b> boolean</p> <p><b>Properties</b> Filter</p>

Field Name	Details
	<p><b>Description</b></p> <p>Indicates whether the lead's <code>Company D-U-N-S Number</code> field value is different from the corresponding value on its matched Data.com record (<code>true</code>) or not (<code>false</code>).</p>
<code>IsDifferentCompanyName</code>	<p><b>Type</b></p> <p>boolean</p> <p><b>Properties</b></p> <p>Filter</p> <p><b>Description</b></p> <p>Indicates whether the lead's <code>Company Name</code> field value is different from the corresponding value on its matched Data.com record (<code>true</code>) or not (<code>false</code>).</p>
<code>IsDifferentCountry</code>	<p><b>Type</b></p> <p>boolean</p> <p><b>Properties</b></p> <p>Filter</p> <p><b>Description</b></p> <p>Indicates whether the lead's <code>Country</code> field value is different from the corresponding value on its matched Data.com record (<code>true</code>) or not (<code>false</code>).</p>
<code>IsDifferentCountryCode</code>	<p><b>Type</b></p> <p>boolean</p> <p><b>Properties</b></p> <p>Filter</p> <p><b>Description</b></p> <p>Indicates whether the account's <code>Country Code</code> field value is different from the corresponding value on its matched Data.com record (<code>true</code>) or not (<code>false</code>).</p>
<code>IsDifferentDandBCompanyDunsNumber</code>	<p><b>Type</b></p> <p>boolean</p> <p><b>Properties</b></p> <p>Filter</p> <p><b>Description</b></p> <p>Indicates whether the lead's <code>D&amp;B Company D-U-N-S Number</code> field value is different from the corresponding value on its matched Data.com record (<code>true</code>) or not (<code>false</code>).</p>
<code>IsDifferentEmail</code>	<p><b>Type</b></p> <p>boolean</p> <p><b>Properties</b></p> <p>Filter</p>

Field Name	Details
	<p><b>Description</b></p> <p>Indicates whether the lead's <code>Email</code> field value is different from the corresponding value on its matched Data.com record (<code>true</code>) or not (<code>false</code>).</p>
<code>IsDifferentFirstName</code>	<p><b>Type</b></p> <p>boolean</p> <p><b>Properties</b></p> <p>Filter</p> <p><b>Description</b></p> <p>Indicates whether the lead's <code>First Name</code> field value is different from the corresponding value on its matched Data.com record (<code>true</code>) or not (<code>false</code>).</p>
<code>IsDifferentIndustry</code>	<p><b>Type</b></p> <p>boolean</p> <p><b>Properties</b></p> <p>Filter</p> <p><b>Description</b></p> <p>Indicates whether the lead's <code>Industry</code> field value is different from the corresponding value on its matched Data.com record (<code>true</code>) or not (<code>false</code>).</p>
<code>IsDifferentLastName</code>	<p><b>Type</b></p> <p>boolean</p> <p><b>Properties</b></p> <p>Filter</p> <p><b>Description</b></p> <p>Indicates whether the lead's <code>Last Name</code> field value is different from the corresponding value on its matched Data.com record (<code>true</code>) or not (<code>false</code>).</p>
<code>IsDifferentNumberOfEmployees</code>	<p><b>Type</b></p> <p>boolean</p> <p><b>Properties</b></p> <p>Filter</p> <p><b>Description</b></p> <p>Indicates whether the lead's <code>No. of Employees</code> field value is different from the corresponding value on its matched Data.com record (<code>true</code>) or not (<code>false</code>).</p>
<code>IsDifferentPhone</code>	<p><b>Type</b></p> <p>boolean</p> <p><b>Properties</b></p> <p>Filter</p>

Field Name	Details
	<p><b>Description</b></p> <p>Indicates whether the lead's <code>Phone</code> field value is different from the corresponding value on its matched Data.com record (<code>true</code>) or not (<code>false</code>).</p>
<code>IsDifferentPostalCode</code>	<p><b>Type</b></p> <p>boolean</p> <p><b>Properties</b></p> <p>Filter</p> <p><b>Description</b></p> <p>Indicates whether the lead's <code>Postal Code</code> field value is different from the corresponding value on its matched Data.com record (<code>true</code>) or not (<code>false</code>).</p>
<code>IsDifferentState</code>	<p><b>Type</b></p> <p>boolean</p> <p><b>Properties</b></p> <p>Filter</p> <p><b>Description</b></p> <p>Indicates whether the lead's <code>State</code> field value is different from the corresponding value on its matched Data.com record (<code>true</code>) or not (<code>false</code>).</p>
<code>IsDifferentStateCode</code>	<p><b>Type</b></p> <p>boolean</p> <p><b>Properties</b></p> <p>Filter</p> <p><b>Description</b></p> <p>Indicates whether the account's <code>State Code</code> field value is different from the corresponding value on its matched Data.com record (<code>true</code>) or not (<code>false</code>).</p>
<code>IsDifferentStreet</code>	<p><b>Type</b></p> <p>boolean</p> <p><b>Properties</b></p> <p>Filter</p> <p><b>Description</b></p> <p>Indicates whether the lead's <code>Street</code> field value is different from the corresponding value on its matched Data.com record (<code>true</code>) or not (<code>false</code>).</p>
<code>IsDifferentTitle</code>	<p><b>Type</b></p> <p>boolean</p> <p><b>Properties</b></p> <p>Filter</p>

Field Name	Details
	<p><b>Description</b></p> <p>Indicates whether the lead's <code>Title</code> field value is different from the corresponding value on its matched Data.com record (<code>true</code>) or not (<code>false</code>).</p>
<code>IsFlaggedWrongAddress</code>	<p><b>Type</b></p> <p>boolean</p> <p><b>Properties</b></p> <p>Filter, Update</p> <p><b>Description</b></p> <p>Indicates whether the lead's <code>Address</code> field value is flagged as wrong to Data.com (<code>true</code>) or not (<code>false</code>).</p>
<code>IsFlaggedWrongAnnualRevenue</code>	<p><b>Type</b></p> <p>boolean</p> <p><b>Properties</b></p> <p>Filter, Update</p> <p><b>Description</b></p> <p>Indicates whether the lead's <code>Annual Revenue</code> field value is flagged as wrong to Data.com (<code>true</code>) or not (<code>false</code>).</p>
<code>IsFlaggedWrongCompanyDunsNumber</code>	<p><b>Type</b></p> <p>boolean</p> <p><b>Properties</b></p> <p>Filter, Update</p> <p><b>Description</b></p> <p>Indicates whether the lead's <code>Company D-U-N-S Number</code> field value is flagged as wrong to Data.com (<code>true</code>) or not (<code>false</code>).</p>
<code>IsFlaggedWrongCompanyName</code>	<p><b>Type</b></p> <p>boolean</p> <p><b>Properties</b></p> <p>Filter, Update</p> <p><b>Description</b></p> <p>Indicates whether the lead's <code>Company Name</code> field value is flagged as wrong to Data.com (<code>true</code>) or not (<code>false</code>).</p>
<code>IsFlaggedWrongEmail</code>	<p><b>Type</b></p> <p>boolean</p> <p><b>Properties</b></p> <p>Filter, Update</p>

Field Name	Details
	<p><b>Description</b> Indicates whether the lead's <code>Email</code> field value is flagged as wrong to Data.com (<code>true</code>) or not (<code>false</code>).</p>
<code>IsFlaggedWrongIndustry</code>	<p><b>Type</b> boolean</p> <p><b>Properties</b> Filter, Update</p> <p><b>Description</b> Indicates whether the lead's <code>Industry</code> field value is flagged as wrong to Data.com (<code>true</code>) or not (<code>false</code>).</p>
<code>IsFlaggedWrongName</code>	<p><b>Type</b> boolean</p> <p><b>Properties</b> Filter, Update</p> <p><b>Description</b> Indicates whether the lead's <code>Name</code> field value is flagged as wrong to Data.com (<code>true</code>) or not (<code>false</code>).</p>
<code>IsFlaggedWrongNumberOfEmployees</code>	<p><b>Type</b> boolean</p> <p><b>Properties</b> Filter, Update</p> <p><b>Description</b> Indicates whether the lead's <code>No. of Employees</code> field value is flagged as wrong to Data.com (<code>true</code>) or not (<code>false</code>).</p>
<code>IsFlaggedWrongPhone</code>	<p><b>Type</b> boolean</p> <p><b>Properties</b> Filter, Update</p> <p><b>Description</b> Indicates whether the lead's <code>Phone</code> field value is flagged as wrong to Data.com (<code>true</code>) or not (<code>false</code>).</p>
<code>IsFlaggedWrongTitle</code>	<p><b>Type</b> boolean</p> <p><b>Properties</b> Filter, Update</p>

Field Name	Details
	<p><b>Description</b> Indicates whether the lead's <code>Title</code> field value is flagged as wrong to Data.com (<code>true</code>) or not (<code>false</code>).</p>
<code>IsInactive</code>	<p><b>Type</b> boolean</p> <p><b>Properties</b> Defaulted on create, Filter, Group, Sort</p> <p><b>Description</b> Indicates whether the lead has been reported to Data.com as <i>Inactive</i> (<code>true</code>) or not (<code>false</code>).</p>
<code>IsReviewedAddress</code>	<p><b>Type</b> boolean</p> <p><b>Properties</b> Filter, Update</p> <p><b>Description</b> Indicates whether the lead's <code>Address</code> field value is in a <code>Reviewed</code> state (<code>true</code>) or not (<code>false</code>).</p>
<code>IsReviewedAnnualRevenue</code>	<p><b>Type</b> boolean</p> <p><b>Properties</b> Filter, Update</p> <p><b>Description</b> Indicates whether the lead's <code>Annual Revenue</code> field value is in a <code>Reviewed</code> state (<code>true</code>) or not (<code>false</code>).</p>
<code>IsReviewedCompanyDunsNumber</code>	<p><b>Type</b> boolean</p> <p><b>Properties</b> Filter, Update</p> <p><b>Description</b> Indicates whether the lead's <code>Company D-U-N-S Number</code> field value is in a <code>Reviewed</code> state (<code>true</code>) or not (<code>false</code>).</p>
<code>IsReviewedCompanyName</code>	<p><b>Type</b> boolean</p> <p><b>Properties</b> Filter, Update</p>



Field Name	Details
	<p><b>Description</b></p> <p>Indicates whether the lead's <code>Company Name</code> field value is in a Reviewed state (<code>true</code>) or not (<code>false</code>).</p>
<code>IsReviewedDandBCompanyDunsNumber</code>	<p><b>Type</b></p> <p>boolean</p> <p><b>Properties</b></p> <p>Filter, Update</p> <p><b>Description</b></p> <p>Indicates whether the lead's <code>D&amp;B Company D-U-N-S Number</code> field value is in a Reviewed state (<code>true</code>) or not (<code>false</code>).</p>
<code>IsReviewedEmail</code>	<p><b>Type</b></p> <p>boolean</p> <p><b>Properties</b></p> <p>Filter, Update</p> <p><b>Description</b></p> <p>Indicates whether the lead's <code>Email</code> field value is in a Reviewed state (<code>true</code>) or not (<code>false</code>).</p>
<code>IsReviewedIndustry</code>	<p><b>Type</b></p> <p>boolean</p> <p><b>Properties</b></p> <p>Filter, Update</p> <p><b>Description</b></p> <p>Indicates whether the lead's <code>Industry</code> field value is in a Reviewed state (<code>true</code>) or not (<code>false</code>).</p>
<code>IsReviewedName</code>	<p><b>Type</b></p> <p>boolean</p> <p><b>Properties</b></p> <p>Filter, Update</p> <p><b>Description</b></p> <p>Indicates whether the lead's <code>Name</code> field value is in a Reviewed state (<code>true</code>) or not (<code>false</code>).</p>
<code>IsReviewedNumberOfEmployees</code>	<p><b>Type</b></p> <p>boolean</p> <p><b>Properties</b></p> <p>Filter, Update</p>

Field Name	Details
	<p><b>Description</b> Indicates whether the lead's <code>No. of Employees</code> field value is in a Reviewed state (<code>true</code>) or not (<code>false</code>).</p>
<code>IsReviewedPhone</code>	<p><b>Type</b> boolean</p> <p><b>Properties</b> Filter, Update</p> <p><b>Description</b> Indicates whether the lead's <code>Phone</code> field value is in a Reviewed state (<code>true</code>) or not (<code>false</code>).</p>
<code>IsReviewedTitle</code>	<p><b>Type</b> boolean</p> <p><b>Properties</b> Filter, Update</p> <p><b>Description</b> Indicates whether the lead's <code>Title</code> field value is in a Reviewed state (<code>true</code>) or not (<code>false</code>).</p>
<code>LastMatchedDate</code>	<p><b>Type</b> dateTime</p> <p><b>Properties</b> Filter, Sort</p> <p><b>Description</b> The date the lead record was last matched and linked to a Data.com record.</p>
<code>LastName</code>	<p><b>Type</b> string</p> <p><b>Properties</b> Filter, Group, Nillable, Sort</p> <p><b>Description</b> The lead's last name.</p>
<code>LastStatusChangedById</code>	<p><b>Type</b> reference</p> <p><b>Properties</b> Filter, Group, Nillable, Sort</p> <p><b>Description</b> The ID of who or what last changed the record's <code>Clean Status</code> field value: a Salesforce user or a Clean job.</p>

Field Name	Details
LastStatusChangedDate	<p><b>Type</b> dateTime</p> <p><b>Properties</b> Filter, Nillable, Sort</p> <p><b>Description</b> The date on which the record's <code>Clean Status</code> field value was last changed.</p>
Latitude	<p><b>Type</b> double</p> <p><b>Properties</b> Filter, Nillable, Sort</p> <p><b>Description</b> Used with <code>Longitude</code> to specify the precise geolocation of a billing address. Data not currently provided.</p>
LeadId	<p><b>Type</b> reference</p> <p><b>Properties</b> Filter, Group, Sort</p> <p><b>Description</b> The unique, system-generated ID assigned when the lead record was created.</p>
Longitude	<p><b>Type</b> double</p> <p><b>Properties</b> Filter, Nillable, Sort</p> <p><b>Description</b> Used with <code>Latitude</code> to specify the precise geolocation of a billing address. Data not currently provided.</p>
Name	<p><b>Type</b> string</p> <p><b>Properties</b> Filter, Group, Sort, Update</p> <p><b>Description</b> Field label is <b>Lead Clean Info Name</b>. The name of the lead. Maximum size is 255 characters.</p>
NumberOfEmployees	<p><b>Type</b> int</p> <p><b>Properties</b> Filter, Group, Nillable, Sort</p>

Field Name	Details
	<p><b>Description</b> The number of employees working at the lead.</p>
Phone	<p><b>Type</b> phone</p> <p><b>Properties</b> Filter, Group, Nillable, Sort</p> <p><b>Description</b> The phone number for the lead.</p>
PostalCode	<p><b>Type</b> string</p> <p><b>Properties</b> Filter, Group, Nillable, Sort</p> <p><b>Description</b> Details for the billing address of the lead.</p>
State	<p><b>Type</b> string</p> <p><b>Properties</b> Filter, Group, Nillable, Sort</p> <p><b>Description</b> Details for the billing address of the lead.</p>
Street	<p><b>Type</b> textarea</p> <p><b>Properties</b> Filter, Group, Nillable, Sort</p> <p><b>Description</b> Details for the billing address of the lead.</p>
Title	<p><b>Type</b> string</p> <p><b>Properties</b> Filter, Group, Nillable, Sort</p> <p><b>Description</b> The lead's title.</p>

## Usage

Developers can create triggers that read the Lead Clean Info fields to help automate the cleaning or related processing of lead records.

# LeadOwnerSharingRule

---

Represents the rules for sharing a lead with users other than the owner.



**Note:** To enable access to this object for your org, contact Salesforce customer support. However, we recommend that you instead use Metadata API to programmatically update owner sharing rules because it triggers automatic sharing rule recalculation. The [SharingRules](#) Metadata API type is enabled for all orgs.

## Supported Calls

`create()`, `delete()`, `describeSObjects()`, `getDeleted()`, `getUpdated()`, `query()`, `retrieve()`, `update()`, `upsert()`

## Fields

Field	Details
Description	<p><b>Type</b> textarea</p> <p><b>Properties</b> Create, Filter, Nillable, Sort, Update</p> <p><b>Description</b> A description of the sharing rule. Maximum size is 1000 characters. This field is available in API version 29.0 and later.</p>
DeveloperName	<p><b>Type</b> string</p> <p><b>Properties</b> Create, Defaulted on create, Filter, Group, Sort, Update</p> <p><b>Description</b> The unique name of the object in the API. This name can contain only underscores and alphanumeric characters, and must be unique in your org. It must begin with a letter, not include spaces, not end with an underscore, and not contain two consecutive underscores. In managed packages, this field prevents naming conflicts on package installations. With this field, a developer can change the object's name in a managed package and the changes are reflected in a subscriber's organization. Corresponds to <b>Rule Name</b> in the user interface.  This field is available in API version 24.0 and later.</p> <p> <b>Note:</b> When creating large sets of data, always specify a unique <code>DeveloperName</code> for each record. If no <code>DeveloperName</code> is specified, performance may slow while Salesforce generates one for each record.</p>
GroupId	<p><b>Type</b> reference</p>

Field	Details
	<p><b>Properties</b> Create, Filter, Group, Sort</p> <p><b>Description</b> The ID representing the source group. Leads owned by users in the source group trigger the rule to give access.</p>
LeadAccessLevel	<p><b>Type</b> picklist</p> <p><b>Properties</b> Create, Filter, Group, Restricted picklist, Sort, Update</p> <p><b>Description</b> A value that represents the type of sharing being allowed. The possible values are:</p> <ul style="list-style-type: none"> <li>• Read</li> <li>• Edit</li> </ul>
Name	<p><b>Type</b> string</p> <p><b>Properties</b> Create, Filter, Group, Sort, Update</p> <p><b>Description</b> Label of the sharing rule as it appears in the user interface. Limited to 80 characters. Corresponds to <b>Label</b> on the user interface.</p>
UserOrGroupId	<p><b>Type</b> reference</p> <p><b>Properties</b> Create, Filter, Group, Sort</p> <p><b>Description</b> The ID representing the target user or group. The target user or group is being given access.</p>

## Usage

Use these objects to manage the sharing rules for leads. General sharing and Territory-related sharing use this object.



**Note:** The original territory management feature is scheduled for retirement for all customers as of Summer '21. After the feature is retired, users can't access the original territory management feature and its underlying data. We encourage you to migrate to Enterprise Territory Management. We also strongly recommend that you keep a comprehensive backup of your territory data while you're still using the original territory management feature. For more information, see [The Original Territory Management Module](#)

[Will Be Retired in the Summer '21 Release](#). The information in this topic applies to the original territory management feature only, and not to Enterprise Territory Management.

SEE ALSO:

[Lead](#)

[LeadShare](#)

[LeadStatus](#)

[Metadata API Developer Guide: SharingRules](#)

## LeadShare

---

Represents a sharing entry on a Lead.

### Supported Calls

`create()`, `delete()`, `describeSObjects()`, `query()`, `retrieve()`, `update()`, `upsert()`

### Special Access Rules

As of Summer '20 and later, only users with access to the Lead object can access this object.

### Fields

The properties available for some fields depend on the default organization-wide sharing settings. The properties listed are true for the default settings of such fields.

Field	Details
<code>IsDeleted</code>	<p><b>Type</b> boolean</p> <p><b>Properties</b> Defaulted on create, Filter</p> <p><b>Description</b> Indicates whether the object has been moved to the Recycle Bin (<code>true</code>) or not (<code>false</code>). Label is <b>Deleted</b>.</p>
<code>LeadAccessLevel</code>	<p><b>Type</b> picklist</p> <p><b>Properties</b> Create, Filter, Group, Restricted picklist, Sort, Update</p> <p><b>Description</b> Level of access that the User or Group has to the Lead. The possible values are:</p> <ul style="list-style-type: none"> <li>• Read</li> </ul>

Field	Details
	<ul style="list-style-type: none"> <li>• <code>Edit</code></li> <li>• <code>All</code> This value is not valid when creating or updating these records.</li> </ul> <p>This field must be set to an access level that is higher than the organization's default access level for leads.</p>
<code>LeadId</code>	<p><b>Type</b> reference</p> <p><b>Properties</b> Create, Filter, Group, Sort</p> <p><b>Description</b> ID of the Lead associated with this sharing entry. This field can't be updated.</p>
<code>RowCause</code>	<p><b>Type</b> picklist</p> <p><b>Properties</b> Create, Filter, Group, Nillable, Restricted picklist, Sort</p> <p><b>Description</b> Reason that this sharing entry exists. You can only write a value in this field when its value is either omitted or set to <code>Manual</code> (default). You can create a value for this field in API versions 32.0 and later with the correct organization-wide sharing settings.</p> <p>Values include:</p> <ul style="list-style-type: none"> <li>• <code>Manual</code>—The User or Group has access because a user with "All" access manually shared the Lead with them.</li> <li>• <code>Owner</code>—The User is the owner of the Lead.</li> <li>• <code>Rule</code>—The User or Group has access via a Lead sharing rule.</li> </ul>
<code>UserOrGroupId</code>	<p><b>Type</b> reference</p> <p><b>Properties</b> Create, Filter, Group, Sort</p> <p><b>Description</b> ID of the User or Group that has been given access to the Lead. This field can't be updated.</p>

## Usage

This object allows you to determine which users and groups can view or edit leads owned by other users.



If you attempt to create a record that matches an existing record, the existing record is returned.

SEE ALSO:

[AccountShare](#)

[Case](#)

[CaseShare](#)

[OpportunityShare](#)

## LeadStatus

---

Represents the status of a Lead, such as Open, Qualified, or Converted.

### Supported Calls

`describeSObjects()`, `query()`, `retrieve()`

### Fields

Field	Details
<code>ApiName</code>	<p><b>Type</b> string</p> <p><b>Properties</b> Filter, Group, idLookup, Sort</p> <p><b>Description</b> Uniquely identifies a picklist value so it can be retrieved without using an id or master label.</p>
<code>IsConverted</code>	<p><b>Type</b> boolean</p> <p><b>Properties</b> Defaulted on create, Filter, Group, Sort</p> <p><b>Description</b> Indicates whether this lead status value represents a converted lead (<code>true</code>) or not (<code>false</code>). Multiple lead status values can represent a converted lead.</p>
<code>IsDefault</code>	<p><b>Type</b> boolean</p> <p><b>Properties</b> Defaulted on create, Filter, Group, Sort</p> <p><b>Description</b> Indicates whether this is the default lead status value (<code>true</code>) or not (<code>false</code>) in the picklist.</p>

Field	Details
MasterLabel	<p><b>Type</b> string</p> <p><b>Properties</b> Filter, Group, Nillable, Sort</p> <p><b>Description</b> Master label for this lead status value. This display value is the internal label that does not get translated.</p>
SortOrder	<p><b>Type</b> int</p> <p><b>Properties</b> Filter, Group, Nillable, Sort</p> <p><b>Description</b> Number used to sort this value in the lead status picklist. These numbers are not guaranteed to be sequential, as some previous lead status values might have been deleted.</p>

## Usage

This object represents a value in the lead status picklist (see Lead Status Picklist). The lead status picklist provides additional information about the status of a Lead, such as whether a given status value represents a converted Lead. Query this object to retrieve the set of values in the lead status picklist, and then use that information while processing Lead objects to determine more information about a given lead. For example, the application could test whether a given lead is converted based on its `Status` value and the value of the `IsConverted` property in the associated LeadStatus record.

SEE ALSO:

[LeadOwnerSharingRule](#)

[LeadShare](#)

## LeadTag

Associates a word or short phrase with a Lead.

## Supported Calls

`create()`, `delete()`, `describeSObjects()`, `query()`, `retrieve()`

## Fields

Field Name	Details
ItemId	<p><b>Type</b> reference</p> <p><b>Properties</b> Create, Filter</p> <p><b>Description</b> ID of the tagged item.</p>
Name	<p><b>Type</b> string</p> <p><b>Properties</b> Create, Filter</p> <p><b>Description</b> Name of the tag. If this value does not already exist, a new TagDefinition is created and becomes the parent of this Tag object. Otherwise, a TagDefinition with the same name becomes the parent of this Tag object. Parent relationships are created automatically.</p>
TagDefinitionId	<p><b>Type</b> reference</p> <p><b>Properties</b> Filter</p> <p><b>Description</b> ID of the parent TagDefinition object that owns the tag.</p>
Type	<p><b>Type</b> picklist</p> <p><b>Properties</b> Create, Filter, Restricted picklist</p> <p><b>Description</b> Defines the visibility of a tag.</p> <p>Valid values:</p> <ul style="list-style-type: none"> <li>• <code>Public</code>—The tag can be viewed and manipulated by all users in an organization.</li> <li>• <code>Personal</code>—The tag can be viewed or manipulated only by a user with a matching <code>OwnerId</code>.</li> </ul>

## Usage

LeadTag stores the relationship between its parent TagDefinition and the Lead being tagged. Tag objects act as metadata, allowing users to describe and organize their data.

When a tag is deleted, its parent TagDefinition will also be deleted if the name is not being used; otherwise, the parent remains. Deleting a TagDefinition sends it to the Recycle Bin, along with any associated tag entries.

## LegalEntity

---

Represents the way an organization is structured. An organization can be a single legal entity or it can comprise more than one legal entity. This object is available in API version 48.0 and later.

## Supported Calls

`create()`, `delete()`, `describeLayout()`, `describeSObjects()`, `getDeleted()`, `getUpdated()`, `query()`, `retrieve()`, `search()`, `undelete()`, `update()`, `upsert()`

## Fields

Field	Details
CompanyName	<p><b>Type</b> string</p> <p><b>Properties</b> Create, Filter, Group, Nillable, Sort, Update</p> <p><b>Description</b> The name of the company that this legal entity represents.</p>
Description	<p><b>Type</b> textarea</p> <p><b>Properties</b> Create, Filter, Group, Nillable, Sort, Update</p> <p><b>Description</b> The description of the legal entity.</p>
LastReferencedDate	<p><b>Type</b> datetime</p> <p><b>Properties</b> Filter, Nillable, Sort</p> <p><b>Description</b> The timestamp for when the current user last viewed a record related to this record.</p>
LastViewedDate	<p><b>Type</b> datetime</p> <p><b>Properties</b> Filter, Nillable, Sort</p>

Field	Details
	<p><b>Description</b></p> <p>The timestamp for when the current user last viewed this record. If this value is null, it's possible that this record was referenced (<code>LastReferencedDate</code>) and not viewed.</p>
LegalEntityAddress	<p><b>Type</b></p> <p>address</p> <p><b>Properties</b></p> <p>Filter, Nillable</p> <p><b>Description</b></p> <p>The address of the company that this legal entity represents. This is a compound field of type Address and combines these fields: LegalEntityCity, LegalEntityCountry, LegalEntityGeocodeAccuracy, LegalEntityLatitude, LegalEntityLongitude, LegalEntityPostalCode, LegalEntityState, and LegalEntityStreet. For more information, see <a href="#">Address Compound Fields</a>.</p>
Name	<p><b>Type</b></p> <p>string</p> <p><b>Properties</b></p> <p>Create, Filter, Group, idLookup, Sort, Update</p> <p><b>Description</b></p> <p>The name of the legal entity.</p>
OwnerId	<p><b>Type</b></p> <p>reference</p> <p><b>Properties</b></p> <p>Create, Defaulted on create, Filter, Group, Sort, Update</p> <p><b>Description</b></p> <p>The ID of the record owner.</p>
Status	<p><b>Type</b></p> <p>picklist</p> <p><b>Properties</b></p> <p>Create, Filter, Group, Nillable, Restricted picklist, Sort, Update</p> <p><b>Description</b></p> <p>The status of the legal entity.</p> <p>Possible values are:</p> <ul style="list-style-type: none"> <li>• Active</li> <li>• Inactive</li> </ul>

## Associated Objects

This object has the following associated objects. Unless noted, they are available in the same API version as this object.

### LegalEntityFeed

Feed tracking is available for the object.

### LegalEntityHistory

History is available for tracked fields of the object.

### LegalEntityOwnerSharingRule

Sharing rules are available for the object.

### LegalEntityShare

Sharing is available for the object.

## LightningExperienceTheme

---

Represents information for a theme in Lightning Experience. This object is available in API Version 42.0 and later.

## Supported Calls

`create()`, `delete()`, `describeSObjects()`, `query()`, `retrieve()`, `update()`, `upsert()`

## Fields

Field	Details
DefaultBrandingSetId	<p><b>Type</b> reference</p> <p><b>Properties</b> Create, Filter, Group, Nillable, Sort</p> <p><b>Description</b> The ID of the default branding set.</p>
Description	<p><b>Type</b> textarea</p> <p><b>Properties</b> Create, Filter, Nillable, Sort, Update</p> <p><b>Description</b> The description of the theme. Limit: 1,000 characters.</p>
DeveloperName	<p><b>Type</b> string</p> <p><b>Properties</b> Create, Filter, Group, Sort, Update</p>

**Field****Details****Description**

The unique name of the theme in the API. This name can contain only underscores and alphanumeric characters and must be unique in your organization. It must begin with a letter, not include spaces, not end with an underscore, and not contain two consecutive underscores. The label corresponds to the theme name in the user interface. Limit: 70 characters.



**Note:** When creating large sets of data, always specify a unique `DeveloperName` for each record. If no `DeveloperName` is specified, performance may slow while Salesforce generates one for each record.

**Language****Type**

picklist

**Properties**

Create, Defaulted on create, Filter, Group, Nillable, Restricted picklist, Sort, Update

**Description**

Required. Language of the label. Possible values are:

- `da` (Danish)
- `de` (German)
- `en_US` (English)
- `es` (Spanish)
- `es_MX` (Spanish - Mexico)
- `fi` (Finnish)
- `fr` (French)
- `it` (Italian)
- `ja` (Japanese)
- `ko` (Korean)
- `nl_NL` (Dutch)
- `no` (Norwegian)
- `pt_BR` (Portuguese (Brazil))
- `ru` (Russian)
- `sv` (Swedish)
- `th` (Thai)
- `zh_CN` (Chinese - Simplified)
- `zh_TW` (Chinese - Traditional)

**MasterLabel****Type**

string

**Properties**

Create, Filter, Group, Sort, Update

Field	Details
	<p><b>Description</b> Required. The name of the theme. Specify up to 70 characters.</p>
NamespacePrefix	<p><b>Type</b> string</p> <p><b>Properties</b> Filter, Group, Nillable, Sort</p> <p><b>Description</b> The namespace prefix that is associated with this object. Each Developer Edition org that creates a managed package has a unique namespace prefix. Limit: 15 characters. You can refer to a component in a managed package by using the <b>namespacePrefix__componentName</b> notation.</p> <p>The namespace prefix can have one of the following values.</p> <ul style="list-style-type: none"> <li>In Developer Edition orgs, <code>NamespacePrefix</code> is set to the namespace prefix of the org for all objects that support it, unless an object is in an installed managed package. In that case, the object has the namespace prefix of the installed managed package. This field's value is the namespace prefix of the Developer Edition org of the package developer.</li> <li>In orgs that are not Developer Edition orgs, <code>NamespacePrefix</code> is set only for objects that are part of an installed managed package. All other objects have no namespace prefix.</li> </ul>
ShouldOverrideLoadingImage	<p><b>Type</b> boolean</p> <p><b>Properties</b> Create, Defaulted on create, Filter, Group, Sort, Update</p> <p><b>Description</b> Indicates whether a custom image overrides the Salesforce loading image (<code>true</code>) or not (<code>false</code>).</p>

## LightningOnboardingConfig

Represents the feedback provided when users switch from Lightning Experience to Salesforce Classic. Admins can customize the question, how frequently the form appears, and where the feedback is stored in Chatter from the Adoption Assistance page in Lightning Experience Setup. Available in API version 47.0 and later.


See [Switch to Salesforce Classic Feedback Form](#) in Salesforce Help for more details.

## Supported Calls

`create()`, `delete()`, `describeSObjects()`, `query()`, `retrieve()`, `update()`, `upsert()`



## Fields

Field	Details
CollaborationGroupId	<p><b>Type</b> reference</p> <p><b>Properties</b> Create, Filter, Group, Nillable, Sort, Update</p> <p><b>Description</b> The ID of the Chatter Group where the user feedback is posted.</p>
CustomQuestion	<p><b>Type</b> textarea</p> <p><b>Properties</b> Create, Filter, Nillable, Sort, Update</p> <p><b>Description</b> Text of the custom question added by the admin. Maximum of 1,000 characters.</p>
DeveloperName	<p><b>Type</b> string</p> <p><b>Properties</b> Create, Filter, Group, Nillable, Sort, Update</p> <p><b>Description</b> The unique name of the object in the API. This name can contain only underscores and alphanumeric characters, and must be unique in your org. It must begin with a letter, not include spaces, not end with an underscore, and not contain two consecutive underscores. In managed packages, this field prevents naming conflicts on package installations. With this field, a developer can change the object's name in a managed package and the changes are reflected in a subscriber's organization.</p> <p> <b>Note:</b> When creating large sets of data, always specify a unique <code>DeveloperName</code> for each record. If no <code>DeveloperName</code> is specified, performance may slow while Salesforce generates one for each record.</p>
FeedbackFormDaysFrequency	<p><b>Type</b> int</p> <p><b>Properties</b> Create, Filter, Group, Nillable, Sort, Update</p> <p><b>Description</b> The number of days between showing the feedback form when a user switches. A value of 0 indicates that the form is shown for every switch. Maximum of 30.</p>
IsCustom	<p><b>Type</b> boolean</p>

Field	Details
	<p><b>Properties</b> Create, Defaulted on create, Filter, Group, Sort, Update</p> <p><b>Description</b> Indicates if a feedback form includes a custom question <code>yes</code> or not <code>no</code>.</p>
Language	<p><b>Type</b> picklist</p> <p><b>Properties</b> Create, Defaulted on create, Filter, Group, Nillable, Restricted picklist, Sort, Update</p> <p><b>Description</b> Indicates the language used in the org where the feedback form was created.</p>
MasterLabel	<p><b>Type</b> string</p> <p><b>Properties</b> Create, Filter, Group, Sort, Update</p> <p><b>Description</b> The master label for the prompt. Maximum of 80 characters.</p>
PromptDelayTime	<p><b>Type</b> int</p> <p><b>Properties</b> Create, Filter, Group, Nillable, Sort, Update</p> <p><b>Description</b> Indicates the amount of time in seconds to delay between instances of all prompts, both org- and Salesforce-created. Minimum of 0 hours and 0 minutes. Maximum of 99 hours and 59 minutes.</p>
SendFeedbackToSalesforce	<p><b>Type</b> boolean</p> <p><b>Properties</b> Create, Defaulted on create, Filter, Group, Sort, Update</p> <p><b>Description</b> Indicates if the user feedback can be shared with Salesforce. If <code>yes</code>, share the feedback with Salesforce. If <code>no</code>, the feedback is only shared in the Chatter Group chosen when customizing the form. The default value is <code>false</code>.</p>

## LightningToggleMetrics

Represents users who switched from Lightning Experience back to Salesforce Classic. This object is available in API version 43.0 and later.

## Supported Calls

`describeSObjects()`, `query()`, `retrieve()`

## Special Access Rules

Not available in sandbox orgs.

## Fields

Field Name	Details
Action	<p><b>Type</b> string</p> <p><b>Properties</b> Filter, Group, Nillable, Sort</p> <p><b>Description</b> User switched from Lightning Experience to Salesforce Classic or from Salesforce Classic to Lightning Experience.</p>
MetricsDate	<p><b>Type</b> date</p> <p><b>Properties</b> Filter, Group, Sort</p> <p><b>Description</b> Date user switched.</p>
RecordCount	<p><b>Type</b> int</p> <p><b>Properties</b> Filter, Group, Nillable, Sort</p> <p><b>Description</b> Number of user switches.</p>
UserId	<p><b>Type</b> reference</p> <p><b>Properties</b> Filter, Group, Sort</p> <p><b>Description</b> UserId of user who switched.</p>

## LightningUsageByAppTypeMetrics

---

Represents number of users on Lightning Experience and Salesforce Mobile. This object is available in API version 43.0 and later.

### Supported Calls

`describeSObjects()`, `query()`, `retrieve()`

### Special Access Rules

Not available in sandbox orgs.

### Fields

Field Name	Details
AppExperience	<p><b>Type</b> string</p> <p><b>Properties</b> Filter, Group, Nillable, Sort</p> <p><b>Description</b> User's app (Lightning Experience or Salesforce Mobile).</p>
MetricsDate	<p><b>Type</b> date</p> <p><b>Properties</b> Filter, Group, Sort</p> <p><b>Description</b> Date user accessed Lightning Experience or Salesforce Mobile.</p>
UserId	<p><b>Type</b> reference</p> <p><b>Properties</b> Filter, Group, Sort</p> <p><b>Description</b> UserId for user accessing Lightning Experience or Salesforce Mobile.</p>

## LightningUsageByBrowserMetrics

---

Represents Lightning Experience usage grouped by user's browser. This object is available in API version 43.0 and later.

## Supported Calls

`describeSObjects()`, `query()`, `retrieve()`

## Special Access Rules

Not available in sandbox orgs.

## Fields

Field Name	Details
Browser	<p><b>Type</b> string</p> <p><b>Properties</b> Filter, Group, Nillable, Sort</p> <p><b>Description</b> Browser used to access Lightning Experience.</p>
MetricsDate	<p><b>Type</b> date</p> <p><b>Properties</b> Filter, Group, Sort</p> <p><b>Description</b> Date user accessed Lightning Experience.</p>
PageName	<p><b>Type</b> string</p> <p><b>Properties</b> Filter, Group, Sort</p> <p><b>Description</b> Page user viewed in Lightning Experience.</p>
TotalCount	<p><b>Type</b> int</p> <p><b>Properties</b> Filter, Group, Nillable, Sort</p> <p><b>Description</b> Total number of pages accessed in Lightning Experience.</p>

## LightningUsageByPageMetrics

Represents standard pages users viewed most frequently in Lightning Experience. This object is available in API version 43.0 and later.

## Supported Calls

`describeSObjects()`, `query()`, `retrieve()`

## Special Access Rules

Not available in sandbox orgs.

## Fields

Field Name	Details
MetricsDate	<p><b>Type</b> date</p> <p><b>Properties</b> Filter, Group, Sort</p> <p><b>Description</b> Date user viewed page in Lightning Experience.</p>
PageName	<p><b>Type</b> string</p> <p><b>Properties</b> Filter, Group, Nillable, Sort</p> <p><b>Description</b> Name of page user viewed.</p>
TotalCount	<p><b>Type</b> int</p> <p><b>Properties</b> Filter, Group, Nillable, Sort</p> <p><b>Description</b> Total number of pages viewed.</p>
UserId	<p><b>Type</b> reference</p> <p><b>Properties</b> Filter, Group, Sort</p> <p><b>Description</b> Userid of user who viewed page.</p>

## LightningUsageByFlexiPageMetrics

Represents custom pages users viewed most frequently in Lightning Experience. This object is available in API version 43.0 and later.

## Supported Calls

`describeSObjects()`, `query()`, `retrieve()`

## Special Access Rules

Not available in sandbox orgs.

## Fields

Field Name	Details
FlexiPageNameOrId	<p><b>Type</b> string</p> <p><b>Properties</b> Filter, Group, Nillable, Sort</p> <p><b>Description</b> Name or Id of custom page user viewed in Lightning Experience.</p>
FlexiPageType	<p><b>Type</b> string</p> <p><b>Properties</b> Filter, Group, Sort</p> <p><b>Description</b> Custom page type.</p>
MetricsDate	<p><b>Type</b> date</p> <p><b>Properties</b> Filter, Group, Sort</p> <p><b>Description</b> Date user viewed page in Lightning Experience.</p>
TotalCount	<p><b>Type</b> int</p> <p><b>Properties</b> Filter, Group, Nillable, Sort</p> <p><b>Description</b> Total number of custom pages viewed.</p>

# LightningExitByPageMetrics

---

.Represents standard pages users switched from Lightning Experience to Salesforce most frequently. This object is available in API version 44.0 and later.

## Supported Calls

`describeSObjects()`, `query()`, `retrieve()`

## Special Access Rules

Not available in sandbox orgs.

## Fields

Field Name	Details
MetricsDate	<p><b>Type</b> date</p> <p><b>Properties</b> Filter, Group, Sort</p> <p><b>Description</b> Date user viewed page in Lightning Experience.</p>
PageName	<p><b>Type</b> string</p> <p><b>Properties</b> Filter, Group, Nillable, Sort</p> <p><b>Description</b> Name of page user viewed.</p>
RecordCount	<p><b>Type</b> int</p> <p><b>Properties</b> Filter, Group, Nillable, Sort</p> <p><b>Description</b> Total number of pages where the switch occurred.</p>
UserId	<p><b>Type</b> reference</p> <p><b>Properties</b> Filter, Group, Sort</p>



Field Name	Details
	<p><b>Description</b></p> <p>Userid of user who viewed page.</p>

## LinkedArticle

Represents a knowledge article that is attached to a work order, work order line item, or work type. This object is available in API version 37.0 and later.

## Supported Calls

`create()`, `delete()`, `describeLayout()`, `describeSObjects()`, `getDeleted()`, `getUpdated()`, `query()`, `retrieve()`, `undelete()`, `update()`, `upsert()`

## Special Access Rules

Knowledge must be enabled in your org. Field Service Lightning must be enabled. Only users that have access to the Knowledge article and the parent record linked to it can access this object.

## Fields

Field Name	Details
CurrencyIsoCode	<p><b>Type</b></p> <p>picklist</p> <p><b>Properties</b></p> <p>Create, Defaulted on create, Filter, Group, Nillable, Restricted picklist, Sort, Update</p> <p><b>Description</b></p> <p>Available only for orgs with the multicurrency feature enabled. Contains the ISO code for any currency allowed by the organization.</p>
KnowledgeArticleId	<p><b>Type</b></p> <p>reference</p> <p><b>Properties</b></p> <p>Create, Filter, Group, Nillable, Sort</p> <p><b>Description</b></p> <p>The ID of the Knowledge article attached to the record. The label in the user interface is Knowledge Article ID.</p>
KnowledgeArticleVersionId	<p><b>Type</b></p> <p>reference</p>

Field Name	Details
	<p><b>Properties</b> Create, Filter, Group, Nillable, Sort</p> <p><b>Description</b> The version of the Knowledge article attached to the record. This field lists the title of the attached version and links to the version. The label in the user interface is Article Version.</p> <p>When you attach an article to a work order, that version of the article stays associated with the work order, even if later versions are published. If needed, you can detach and reattach an article to a work order to link the latest version.</p>
LinkedEntityId	<p><b>Type</b> reference</p> <p><b>Properties</b> Create, Filter, Group, Nillable, Sort</p> <p><b>Description</b> The ID of the record that the Knowledge article is attached to. The label in the user interface is Linked Record ID.</p>
Name	<p><b>Type</b> string</p> <p><b>Properties</b> Create, Filter, Group, idLookup, Sort, Update</p> <p><b>Description</b> The title of the article. The label in the user interface is Article Title.</p>
RecordTypeId	<p><b>Type</b> reference</p> <p><b>Properties</b> Create, Filter, Group, Nillable, Sort, Update</p> <p><b>Description</b> The ID of the article's record type, if used. This field is only available for Lightning Knowledge.</p>
Type	<p><b>Type</b> string</p> <p><b>Properties</b> Filter, Group, Nillable, Sort</p> <p><b>Description</b> (Read only) The type of record that the Knowledge article is attached to. For example, work order. The label in the user interface is Linked Object Type.</p>

## Usage

Admins can customize linked articles' page layouts, fields, validation rules, and more from the Linked Articles page in Setup.

## Associated Objects

This object has the following associated objects. Unless noted, they are available in the same API version as this object.

### [LinkedArticleFeed](#)

Feed tracking is available for the object.

### [LinkedArticleHistory](#)

History is available for tracked fields of the object.

## LinkedArticleFeed

---

Represents the comment feed on a linked article. This object is available in API version 39.0 and later.

For additional information about feeds, see [FeedItem](#) on page 1246.

## Supported Calls

`delete()`, `describeSObjects()`, `getDeleted()`, `getUpdated()`, `query()`, `retrieve()`


## Special Access Rules

Knowledge must be enabled in your org.


## Fields

Field	Details
<code>BestCommentId</code>	<p><b>Type</b> reference</p> <p><b>Properties</b> Filter, Group, Nillable, Sort</p> <p><b>Description</b> The ID of the comment marked as best answer on a question post.</p>
<code>Body</code>	<p><b>Type</b> textarea</p> <p><b>Properties</b> Nillable, Sort</p> <p><b>Description</b> The body of the feed item. Required when <code>Type</code> is <code>TextPost</code> or <code>AdvancedTextPost</code>. Optional when <code>Type</code> is <code>ContentPost</code> or <code>LinkPost</code>.</p>



Field	Details
	<ul style="list-style-type: none"> <li>• <code>&lt;ul&gt;</code></li> <li>• <code>&lt;ol&gt;</code></li> <li>• <code>&lt;li&gt;</code></li> <li>• <code>&lt;img&gt;</code></li> </ul> <p>The <code>&lt;img&gt;</code> tag is accessible only via the API and must reference files in Salesforce similar to this example: <code>&lt;img src="sfdc://069B0000000omjh"&gt;&lt;/img&gt;</code></p> <p> <b>Note:</b> In API version 35.0 and later, the system replaces special characters in rich text with escaped HTML. In API version 34.0 and prior, all rich text appears as a plain-text representation.</p>
LikeCount	<p><b>Type</b> int</p> <p><b>Properties</b> Filter, Group, Sort</p> <p><b>Description</b> The number of likes associated with this feed item.</p>
LinkUrl	<p><b>Type</b> url</p> <p><b>Properties</b> Nillable, Sort</p> <p><b>Description</b> The URL of a <code>LinkPost</code>.</p>
ParentId	<p><b>Type</b> reference</p> <p><b>Properties</b> Filter, Group, Sort</p> <p><b>Description</b></p>
RelatedRecordId	<p><b>Type</b> reference</p> <p><b>Properties</b> Group, Nillable, Sort</p> <p><b>Description</b> ID of the <code>ContentVersion</code> record associated with a <code>ContentPost</code>. For WDC thanks posts, it's the ID of the <code>WorkThanks</code> object associated with a <code>RypplePost</code>. This field is typically null for all posts except <code>ContentPost</code> and <code>RypplePost</code>.</p> <p>For example, set this field to an existing <code>ContentVersion</code> ID and post it to a feed with <code>Type</code> set to <code>ContentPost</code>.</p>

Field	Details
Title	<p><b>Type</b> string</p> <p><b>Properties</b> Group, Nillable, Sort</p> <p><b>Description</b> The title of the feed item. When the <code>Type</code> is <code>LinkPost</code>, the <code>LinkUrl</code> is the URL and this field is the link name. The <code>Title</code> field can be updated on posts of <code>Type</code> <code>QuestionPost</code>.</p>
Type	<p><b>Type</b> picklist</p> <p><b>Properties</b> Filter, Group, Nillable, Restricted picklist, Sort</p> <p><b>Description</b> The type of feed item. Except for <code>ContentPost</code>, <code>LinkPost</code>, and <code>TextPost</code>, don't create feed items of other types directly from the API.</p> <ul style="list-style-type: none"> <li>• <code>ActivityEvent</code>—indirectly generated event when a user or the API adds a <code>Task</code> associated with a feed-enabled parent record (excluding email tasks on cases). Also occurs when a user or the API adds or updates a <code>Task</code> or <code>Event</code> associated with a case record (excluding email and call logging).  For a recurring <code>Task</code> with <code>CaseFeed</code> disabled, one event is generated for the series only. For a recurring <code>Task</code> with <code>CaseFeed</code> enabled, events are generated for the series and each occurrence.</li> <li>• <code>AdvancedTextPost</code>—created when a user posts a group announcement and, in Lightning Experience as of API version 39.0 and later, when a user shares a post.</li> <li>• <code>AnnouncementPost</code>—Not used.</li> <li>• <code>ApprovalPost</code>—generated when a user submits an approval.</li> <li>• <code>BasicTemplateFeedItem</code>—Not used.</li> <li>• <code>CanvasPost</code>—a post made by a canvas app posted on a feed.</li> <li>• <code>CollaborationGroupCreated</code>—generated when a user creates a public group.</li> <li>• <code>CollaborationGroupUnarchived</code>—Not used.</li> <li>• <code>ContentPost</code>—a post with an attached file.</li> <li>• <code>CreatedRecordEvent</code>—generated when a user creates a record from the publisher.</li> <li>• <code>DashboardComponentAlert</code>—generated when a dashboard metric or gauge exceeds a user-defined threshold.</li> <li>• <code>DashboardComponentSnapshot</code>—created when a user posts a dashboard snapshot on a feed.</li> <li>• <code>LinkPost</code>—a post with an attached URL.</li> <li>• <code>PollPost</code>—a poll posted on a feed.</li> <li>• <code>ProfileSkillPost</code>—generated when a skill is added to a user's Chatter profile.</li> </ul>

Field	Details
	<ul style="list-style-type: none"> <li>• <code>QuestionPost</code>—generated when a user posts a question.</li> <li>• <code>ReplyPost</code>—generated when Chatter Answers posts a reply.</li> <li>• <code>RypplePost</code>—generated when a user creates a Thanks badge in WDC.</li> <li>• <code>TextPost</code>—a direct text entry on a feed.</li> <li>• <code>TrackedChange</code>—a change or group of changes to a tracked field.</li> <li>• <code>UserStatus</code>—automatically generated when a user adds a post. Deprecated.</li> </ul> <p>The following values appear in the <code>Type</code> picklist for all feed objects but apply only to <code>CaseFeed</code>:</p> <ul style="list-style-type: none"> <li>• <code>AttachArticleEvent</code>—generated event when a user attaches an article to a case.</li> <li>• <code>CallLogPost</code>—generated event when a user logs a call for a case through the user interface. CTI calls also generate this event.</li> <li>• <code>CaseCommentPost</code>—generated event when a user adds a case comment for a case object.</li> <li>• <code>ChangeStatusPost</code>—generated event when a user changes the status of a case.</li> <li>• <code>ChatTranscriptPost</code>—generated event when Chat transcript is saved to a case.</li> <li>• <code>EmailMessageEvent</code>—generated event when an email related to a case object is sent or received.</li> <li>• <code>FacebookPost</code>—generated when a Facebook post is created from a case. Deprecated.</li> <li>• <code>MilestoneEvent</code>—generated when a case milestone is completed or reaches violation status.</li> <li>• <code>SocialPost</code>—generated when a social post is created from a case.</li> </ul> <p> <b>Note:</b> If you set <code>Type</code> to <code>ContentPost</code>, also specify <code>ContentData</code> and <code>ContentFileName</code>.</p>

## LinkedArticleHistory

Represents the history of changes made to tracked fields on a linked article. This object is available in API version 37.0 and later.

### Supported Calls

`describeSObjects()`, `getDeleted()`, `getUpdated()`, `query()`, `retrieve()`

### Special Access Rules

Knowledge must be enabled in your org.

## Fields

Field Name	Details
DataType	<p><b>Type</b> picklist</p> <p><b>Properties</b> Filter, Group, Nillable, Restricted picklist, Sort</p> <p><b>Description</b> Data type of the field that was changed.</p>
Field	<p><b>Type</b> picklist</p> <p><b>Properties</b> Filter, Group, Restricted picklist, Sort</p> <p><b>Description</b> The name of the field that was changed.</p>
LinkedArticleId	<p><b>Type</b> reference</p> <p><b>Properties</b> Filter, Group, Sort</p> <p><b>Description</b> The ID of the tracked linked article. The history is displayed on the detail page for this record.</p>
NewValue	<p><b>Type</b> anyType</p> <p><b>Properties</b> Nillable, Sort</p> <p><b>Description</b> The new value of the field that was changed.</p>
OldValue	<p><b>Type</b> anyType</p> <p><b>Properties</b> Nillable, Sort</p> <p><b>Description</b> The value of the field before it was changed.</p>



## ListEmail

---

Represents a list email sent from Salesforce, or sent from Pardot and synced to Salesforce. When the list email is sent, the recipients are generated by combining recipients in ListEmailIndividualRecipients and ListEmailRecipientSource. Duplicate and other invalid recipients are removed. The result is the recipients who are actually sent any given list email. Has a one-to-many relationship with ListEmailRecipientSource and ListEmailIndividualRecipient. This object is available in API version 41.0 and later.

## Supported Calls

`create()`, `delete()`, `describeLayout()`, `describeSObjects()`, `getDeleted()`, `getUpdated()`, `query()`, `search()`, `retrieve()`, `undelete()`, `update()`, `upsert()`

## Fields

Field	Details
CampaignId	<p><b>Type</b> reference</p> <p><b>Properties</b> Create, Filter, Group, Nillable, Sort, Update</p> <p><b>Description</b> The ID of the related campaign. This field is available in API version 42.0 and later.</p>
ClickThroughRate	<p><b>Type</b> percent</p> <p><b>Properties</b> Filter, Nillable, Sort</p> <p><b>Description</b> The percentage of visitors who click links contained in emails delivered (sent minus bounces) to them. Multiple clicks for a same link are counted. This field is available in API version 41.0 and later. To access this field, your org must use Pardot and users need the CRM User or Sales User permission set.</p>
ClickToOpenRatio	<p><b>Type</b> percent</p> <p><b>Properties</b> Filter, Nillable, Sort</p> <p><b>Description</b> The number of unique clicks divided by unique HTML opens. This field is available in API version 41.0 and later. To access this field, your org must use Pardot and users need the CRM User or Sales User permission set.</p>

Field	Details
DeliveryRate	<p><b>Type</b> percent</p> <p><b>Properties</b> Filter, Nillable, Sort</p> <p><b>Description</b> The percentage of the emails that were delivered compared to the number that bounced (soft and hard). Note: this data includes emails that were delivered to the recipient's spam folder.  This field is available in API version 41.0 and later. To access this field, your org must use Pardot and users need the CRM User or Sales User permission set.</p>
FromAddress	<p><b>Type</b> textarea</p> <p><b>Properties</b> Create, Filter, Update</p> <p><b>Description</b> Read-only except when list email is in draft state. Validated against user's addresses.</p>
FromName	<p><b>Type</b> string</p> <p><b>Properties</b> Create, Filter, Nillable, Update</p> <p><b>Description</b> Read-only except when list email is in draft state. Validated against user's addresses. This field is null for emails sent from Pardot.</p>
HasAttachment	<p><b>Type</b> boolean</p> <p><b>Properties</b> Defaulted on create, Filter, Group, Sort</p> <p><b>Description</b> Read-only. Defaulted on create and update. Value is <code>true</code> if the list email has an attachment. This field is null for emails sent from Pardot.</p>
HtmlBody	<p><b>Type</b> textarea</p> <p><b>Properties</b> Create, Nillable, Update</p> <p><b>Description</b> The body of the list email. This field is null for emails sent from Pardot.</p>

Field	Details
IsTracked	<p><b>Type</b> boolean</p> <p><b>Properties</b> Default on create, Filter, Group, Sort</p> <p><b>Description</b> Indicates if email tracking was on when the list email was sent. This field is blank for emails sent from Pardot and synced to Salesforce. This field is null for emails sent from Pardot.</p>
LastReferencedDate	<p><b>Type</b> dateTime</p> <p><b>Properties</b> Filter, Nillable, Sort</p> <p><b>Description</b> The timestamp that indicates when the current user last viewed a record that is related to this list email. This field is null for emails sent from Pardot.</p>
LastViewedDate	<p><b>Type</b> dateTime</p> <p><b>Properties</b> Filter, Nillable, Sort</p> <p><b>Description</b> The timestamp for when the current user last viewed this record. If this value is null, this record might only have been referenced (LastReferencedDate) and not viewed. This field is null for emails sent from Pardot.</p>
Name	<p><b>Type</b> string</p> <p><b>Properties</b> Create, Filter, Group, idLookup, Sort, Update</p> <p><b>Description</b> Read-only except when list email is in draft state.</p>
OpenRate	<p><b>Type</b> percent</p> <p><b>Properties</b> Filter, Nillable, Sort</p> <p><b>Description</b> The percentage of unique HTML opens compared to the total number of emails delivered (sent minus bounces).  This field is available in API version 41.0 and later. To access this field, your org must use Pardot and users need the CRM User or Sales User permission set.</p>

Field	Details
OptOutRate	<p><b>Type</b> percent</p> <p><b>Properties</b> Filter, Nillable, Sort</p> <p><b>Description</b> The percentage of users that have opted out compared to the total number of emails sent. This field is available in API version 41.0 and later. To access this field, your org must use Pardot and users need the CRM User or Sales User permission set.</p>
OwnerId	<p><b>Type</b> reference</p> <p><b>Properties</b> Create, Defaulted on create, Filter, Group, Sort, Update</p> <p><b>Description</b> References Group and User. This field is null for emails sent from Pardot.</p>
ProgramName	<p><b>Type</b> string</p> <p><b>Properties</b> Filter, Group, Nillable</p> <p><b>Description</b> The name of an Engagement Studio program where an automated email originates. Reserved for future use. This field is available in API version 46.0 and later. To access this field, your org must use Pardot and users need the CRM User or Sales User permission set.</p>
ScheduledDate	<p><b>Type</b> dateTime</p> <p><b>Properties</b> Filter, Nillable, Sort</p> <p><b>Description</b> Read-only. If null and <code>Status</code> is set to Scheduled, defaults to created time.</p>
SentVia	<p><b>Type</b> picklist</p> <p><b>Properties</b> Filter, Group, Nillable, Restricted picklist, Sort</p> <p><b>Description</b> Indicates whether the email was sent from Salesforce or Pardot. The allowed values are "Salesforce" or "Pardot".</p>

Field	Details
	<p>This field is available in API version 41.0 and later. To access this field, your org must use Pardot and users need the CRM User or Sales User permission set.</p>
SpamComplaintRate	<p><b>Type</b> percent</p> <p><b>Properties</b> Filter, Nillable, Sort</p> <p><b>Description</b> The percentage of spam complaints compared to the total number emails sent. This field is available in API version 41.0 and later. To access this field, your org must use Pardot and users need the CRM User or Sales User permission set.</p>
Status	<p><b>Type</b> picklist</p> <p><b>Properties</b> Create, Filter, Group, Restricted picklist, Sort, Update</p> <p><b>Description</b> Read-only except when list email is in draft state. Changing the status to Scheduled causes the list email to be sent. Valid values:</p> <ul style="list-style-type: none"> <li>• Draft</li> <li>• Scheduled</li> <li>• Sent</li> <li>• Limit Error</li> <li>• Canceled</li> </ul>
Subject	<p><b>Type</b> textarea</p> <p><b>Properties</b> Create, Filter, Nillable, Update</p> <p><b>Description</b> Read-only except when list email is in draft state. This field is null for emails sent from Pardot.</p>
TextBody	<p><b>Type</b> textarea</p> <p><b>Properties</b> Create, Nillable, Update</p> <p><b>Description</b> Read-only except when list email is in draft state. This field is null for emails sent from Pardot.</p>

Field	Details
TotalDelivered	<p><b>Type</b> int</p> <p><b>Properties</b> Filter, Group, Nillable, Sort</p> <p><b>Description</b> The total number of emails minus hard and soft bounces. Note: this data includes emails that were delivered to the recipient's spam folder.  This field is available in API version 41.0 and later. To access this field, your org must use Pardot and users need the CRM User or Sales User permission set.</p>
TotalHardBounced	<p><b>Type</b> int</p> <p><b>Properties</b> Defaulted on create, Filter, Group, Nillable, Sort</p> <p><b>Description</b> The total number of emails that permanently bounced back to the sender because the address is invalid. A hard bounce can occur because the domain name doesn't exist or because the recipient is unknown.  This field is available in API version 41.0 and later. To access this field, your org must use Pardot and users need the CRM User or Sales User permission set.</p>
TotalOpens	<p><b>Type</b> int</p> <p><b>Properties</b> Defaulted on create, Filter, Group, Nillable, Sort</p> <p><b>Description</b> The total number of times a prospect's email client loaded the images in the HTML version of the email. We also record an open if the prospect clicks a link within the HTML or text email without downloading images. A click indicates that they viewed the message. Some email clients (Outlook, Apple Mail, Thunderbird) do not display images by default. Pardot counts an open each time the images load.  This field is available in API version 41.0 and later. To access this field, users need the High Velocity Sales User permission set or your org must use Pardot and users need the CRM User or Sales User permission set.</p>
TotalSent	<p><b>Type</b> int</p> <p><b>Properties</b> Filter, Group, Nillable, Sort</p>

Field	Details
	<p><b>Description</b> Read-only. The total number of list emails sent, including bounced, opted-out, and invalid To: addresses.</p>
TotalSoftBounced	<p><b>Type</b> int</p> <p><b>Properties</b> Defaulted on create, Filter, Group, Nillable, Sort</p> <p><b>Description</b> The total number of times a recipient's mail server acknowledged the email, but returned it to the sender. Sometimes it is because the recipient's mailbox is full or the mail server is temporarily unavailable. A soft bounce message can sometimes be deliverable at another time. After 5 soft bounces, Pardot opts the prospect out of emails.  This field is available in API version 41.0 and later. To access this field, your org must use Pardot and users need the CRM User or Sales User permission set.</p>
TotalSpamComplaints	<p><b>Type</b> int</p> <p><b>Properties</b> Defaulted on create, Filter, Group, Nillable, Sort</p> <p><b>Description</b> The total number of prospects that reported the email as spam.  This field is available in API version 41.0 and later. To access this field, your org must use Pardot and users need the CRM User or Sales User permission set.</p>
TotalTrackedLinkClicks	<p><b>Type</b> int</p> <p><b>Properties</b> Defaulted on create, Filter, Group, Nillable, Sort</p> <p><b>Description</b> The number of times prospects clicked a link in the email.  This field is available in API version 41.0 and later. To access this field, your org must use Pardot and users need the CRM User or Sales User permission set.</p>
Type	<p><b>Type</b> picklist</p> <p><b>Properties</b> Filter, Group, Nillable, Restricted picklist</p> <p><b>Description</b> The type of email sent: list email or automated email. Reserved for future use.</p>

Field	Details
	This field is available in API version 46.0 and later. To access this field, your org must use Pardot and users need the CRM User or Sales User permission set.
UniqueClickThroughRate	<p><b>Type</b> percent</p> <p><b>Properties</b> Filter, Nillable, Sort</p> <p><b>Description</b> The percentage of visitors who clicked a link contained in an email. This field is available in API version 41.0 and later. To access this field, your org must use Pardot and users need the CRM User or Sales User permission set.</p>
UniqueOpens	<p><b>Type</b> int</p> <p><b>Properties</b> Defaulted on create, Filter, Group, Nillable, Sort</p> <p><b>Description</b> The number of prospects who loaded the images in the HTML version of the email. The Unique Opens category counts each recipient only one time, even if the prospect loaded images more than once. This field is available in API version 41.0 and later. To access this field, your org must use Pardot and users need the CRM User or Sales User permission set.</p>
UniqueOptOuts	<p><b>Type</b> int</p> <p><b>Properties</b> Defaulted on create, Filter, Group, Nillable, Sort</p> <p><b>Description</b> Unique opt-outs is the total number of prospects that have clicked the link to unsubscribe or opted out of all emails in the Email Preference Center. They are removed from future email sends. This field is available in API version 41.0 and later. To access this field, your org must use Pardot and users need the CRM User or Sales User permission set.</p>
UniqueTrackedLinkClicks	<p><b>Type</b> int</p> <p><b>Properties</b> Defaulted on create, Filter, Group, Nillable, Sort</p> <p><b>Description</b> The number of times a prospect clicked a link in the email. This metric doesn't include multiple clicks of the same link.</p>



Field	Details
	This field is available in API version 41.0 and later. To access this field, your org must use Pardot and users need the CRM User or Sales User permission set.

## Associated Objects

This object has the following associated objects. Unless noted, they are available in the same API version as this object.

### ListEmailOwnerSharingRule

Sharing rules are available for the object.

### ListEmailShare

Sharing is available for the object.

## ListEmailIndividualRecipient

For a list email in Salesforce, represents a recipient. Each record represents a link from a list email to exactly one recipient for that list email. Recipients can be contacts, leads, or campaign members. Has a one-to-many relationship with ListEmail. This object is available in API version 44.0 and later.

The visibility and accessibility of this object is inherited from the related list email.

## Supported Calls

`create()`, `delete()`, `describeSObjects()`, `getDeleted()`, `getUpdated()`, `query()`, `retrieve()`, `undelete()`, `update()`, `upsert()`

## Fields

Field	Details
CurrencyIsoCode	<p><b>Type</b> picklist</p> <p><b>Properties</b> Create, Defaulted on create, Filter, Group, Nillable, Restricted picklist, Sort, Update</p> <p><b>Description</b> Possible values are:</p> <ul style="list-style-type: none"> <li>EUR (Euro)</li> <li>INR (Indian Rupee)</li> <li>USD (US Dollars)</li> </ul>
ListEmailId	<p><b>Type</b> reference</p> <p><b>Properties</b> Create, Filter, Group, Sort</p>

Field	Details
	<p><b>Description</b></p> <p>The related list email record. Required on record creation; read-only otherwise.</p>
Name	<p><b>Type</b></p> <p>string</p> <p><b>Properties</b></p> <p>Autonumber, Defaulted on create, Filter, idLookup, Sort</p> <p><b>Description</b></p> <p>The auto-generated name of the list email recipient source.</p>
RecipientId	<p><b>Type</b></p> <p>reference</p> <p><b>Properties</b></p> <p>Create, Filter, Group, Sort, Update</p> <p><b>Description</b></p> <p>the contact, lead, person account, or campaign member ID of the individual list email recipient.</p>

## Usage

## ListEmailRecipientSource

For a list email in Salesforce, represents the dynamically defined sources of recipient email addresses. Each record represents a link to a single list view or campaign that is examined when the list email is sent. Has a one-to-many relationship with ListEmail. This object is available in API version 41.0 and later.

The visibility and accessibility of this object is inherited from the related list email.

## Supported Calls

`create()`, `delete()`, `query()`, `getDeleted()`, `getUpdated()`, `retrieve()`, `undelete()`, `update()`, `upsert()`

## Fields

Field	Details
ListEmailId	<p><b>Type</b></p> <p>reference</p> <p><b>Properties</b></p> <p>Create</p> <p>Filter</p>

Field	Details
	<p>Group</p> <p>Sort</p> <p><b>Description</b> The related list email record. Required on record creation; read-only otherwise.</p>
Name	<p><b>Type</b> string</p> <p><b>Properties</b> Autonumber Defaulted on create Filter idLookup Sort</p> <p><b>Description</b> The auto-generated name of the list email recipient source.</p>
SourceListId	<p><b>Type</b> reference</p> <p><b>Properties</b> Create Filter Group Sort Update</p> <p><b>Description</b> Required. The id of a list view to send the list email to. Read-only except when list email is in draft state.</p>
SourceType	<p><b>Type</b> reference</p> <p><b>Properties</b> Create Filter Group Restricted picklist Sort Update</p> <p><b>Description</b> Required. Read-only except when list email is in draft state.</p>

Field	Details
	Valid values: <ul style="list-style-type: none"> <li>• Include</li> </ul>

## ListView

Represents a list view. A list view specifies a set of records for an object, based on specific criteria. This object is available in API version 32.0 and later.

## Supported Calls

`describeSObjects()`, `query()`, `retrieve()`, `search()`

## Fields

Name	Details
DeveloperName	<p><b>Type</b> string</p> <p><b>Properties</b> Filter, Group, Sort</p> <p><b>Description</b> The fully qualified developer name of the list view.</p>
IsSqlCompatible	<p><b>Type</b> boolean</p> <p><b>Properties</b> Defaulted on create, Filter, Group, Sort</p> <p><b>Description</b> Whether the list view can be used with SOQL..</p>
LastModifiedBy	<p><b>Type</b> User</p> <p><b>Properties</b> Filter, Sort</p> <p><b>Description</b> The name of the user who last modified the list view.</p>
LastReferencedDate	<p><b>Type</b> dateTime</p>

Name	Details
	<p><b>Properties</b> Filter, Nillable, Sort</p> <p><b>Description</b> The date and time when the list view was last referenced, with a precision of one second.</p>
LastViewedDate	<p><b>Type</b> dateTime</p> <p><b>Properties</b> Filter, Nillable, Sort</p> <p><b>Description</b> The date and time when the list view was last viewed, with a precision of one second.</p>
Name	<p><b>Type</b> string</p> <p><b>Properties</b> Filter, Group, idLookup, Sort</p> <p><b>Description</b> The name of the list view.</p>
NamespacePrefix	<p><b>Type</b> string</p> <p><b>Properties</b> Filter, Group, Nillable, Sort</p> <p><b>Description</b> The namespace of the list view.</p>
SubjectType	<p><b>Type</b> picklist</p> <p><b>Properties</b> Filter, Group, Nillable, Restricted picklist, Sort</p> <p><b>Description</b> The API name of the sObject for the list view.</p>

## ListViewChart

---

Represents a graphical chart that's displayed on Salesforce for Android, iOS, and mobile web list views. The chart aggregates data that is filtered based on the list view that's currently displayed. This object is available in API version 33.0 and later.

### Supported Calls

`create()`, `delete()`, `describeObjects()`, `query()`, `retrieve()`, `update()`, `upsert()`

## Fields

Name	Description
AggregateField	<p><b>Type</b> picklist</p> <p><b>Properties</b> Create, Filter, Group, Nillable, Query, Restricted picklist, Retrieve, Sort, Update</p> <p><b>Description</b> The field that's used for calculating data on each group. <code>AggregateField</code> can't be the same as <code>GroupingField</code>.</p>
AggregateType	<p><b>Type</b> picklist</p> <p><b>Properties</b> Create, Filter, Group, Query, Restricted picklist, Retrieve, Sort, Update</p> <p><b>Description</b> The type of calculations to run on each group. The supported <code>AggregateType</code> values are <code>Count</code>, <code>Sum</code>, and <code>Avg</code>.</p>
ChartType	<p><b>Type</b> picklist</p> <p><b>Properties</b> Create, Filter, Group, Query, Restricted picklist, Retrieve, Sort, Update</p> <p><b>Description</b> The type of chart to create. The supported chart types are horizontal bar chart, vertical bar chart, and donut chart.</p>
DeveloperName	<p><b>Type</b> string</p> <p><b>Properties</b> Create, Filter, Group, Query, Retrieve, Sort, Update</p> <p><b>Description</b> The fully qualified developer name of the chart.</p>
GroupingField	<p><b>Type</b> picklist</p> <p><b>Properties</b> Create, Filter, Group, Nillable, Query, Restricted picklist, Retrieve, Sort, Update</p> <p><b>Description</b> The field that's used to divide the data into collections. The field has to be supported by SQL <code>GROUP BY</code> functionality. <code>GroupingField</code> can't be the same as <code>AggregateField</code>.</p>

Name	Description
Language	<p><b>Type</b> picklist</p> <p><b>Properties</b> Create, Defaulted on create, Filter, Group, Nillable, Restricted picklist, Sort, Update</p> <p><b>Description</b> The language of the <code>MasterLabel</code>.</p>
MasterLabel	<p><b>Type</b> string</p> <p><b>Properties</b> Create, Filter, Group, Query, Retrieve, Sort, Update</p> <p><b>Description</b> The label for the chart.</p>
OwnerId	<p><b>Type</b> reference</p> <p><b>Properties</b> Create, Filter, Group, Query, Retrieve, Sort, Update</p> <p><b>Description</b> The ID of the user who owns the chart.</p>
SubjectType	<p><b>Type</b> picklist</p> <p><b>Properties</b> Create, Filter, Group, Query, Restricted picklist, Retrieve, Sort</p> <p><b>Description</b> The API name of the <code>sObject</code> for the chart.</p>

## ListViewChartInstance

---

Retrieves metadata for all standard and custom charts for a given entity in context of a given list view. This object is available in API versions 34.0 and later.


### Supported Calls

`describeSObjects()`, `query()`

## Fields

Field Name	Details
AggregateField	<p><b>Type</b> string</p> <p><b>Properties</b> Filter, Group, Sort</p> <p><b>Description</b> The field that's used for calculating data on each group. AggregateField can't be the same as GroupingField.</p>
AggregateType	<p><b>Type</b> picklist</p> <p><b>Properties</b> Filter, Group, Restricted picklist, Sort</p> <p><b>Description</b> The type of calculations to run on each group. The supported AggregateType values are Count, Sum, and Avg.</p>
ChartType	<p><b>Type</b> picklist</p> <p><b>Properties</b> Filter, Group, Restricted picklist, Sort</p> <p><b>Description</b> The type of chart to create. The supported chart types are horizontal bar chart, vertical bar chart, and donut chart.</p>
DataQuery	<p><b>Type</b> textarea</p> <p><b>Properties</b> Filter, Nillable, Sort</p> <p><b>Description</b> The SOQL query that can be executed to fetch the data for drawing a chart.</p>
DataQueryWithoutUserFilters	<p><b>Type</b> textarea</p> <p><b>Properties</b> Filter, Nillable, Sort</p> <p><b>Description</b> The SOQL query that can be executed to fetch the data for drawing a chart, without user filters.  Available in API v43.0 and later.</p>



Field Name	Details
DeveloperName	<p><b>Type</b> string</p> <p><b>Properties</b> Filter, Group, Sort</p> <p><b>Description</b> API name of the chart. This name can contain only underscores and alphanumeric characters, and must be unique in your org. It must begin with a letter, not include spaces, not end with an underscore, and not contain two consecutive underscores. In managed packages, this field prevents naming conflicts on package installations. With this field, a developer can change the object's name in a managed package and the changes are reflected in a subscriber's organization.</p> <p> <b>Note:</b> When creating large sets of data, always specify a unique DeveloperName for each record. If no DeveloperName is specified, performance may slow while Salesforce generates one for each record.</p>
ExternalId	<p><b>Type</b> string</p> <p><b>Properties</b> Filter, Group, Nillable, Sort</p> <p><b>Description</b> Reserved for future use.</p>
GroupingField	<p><b>Type</b> string</p> <p><b>Properties</b> Filter, Group, Sort</p> <p><b>Description</b> The field that's used to divide the data into collections. The field has to be supported by SOQL GROUP BY functionality. GroupingField can't be the same as AggregateField.</p>
IsDeletable	<p><b>Type</b> boolean</p> <p><b>Properties</b> Defaulted on create, Filter, Group, Sort</p> <p><b>Description</b> Indicates if the chart can be deleted.</p>
IsEditable	<p><b>Type</b> boolean</p>

Field Name	Details
	<p><b>Properties</b> Defaulted on create, Filter, Group, Sort</p> <p><b>Description</b> Indicates if the chart can be edited. Standard charts are not editable.</p>
IsLastViewed	<p><b>Type</b> boolean</p> <p><b>Properties</b> Defaulted on create, Filter, Group, Sort</p> <p><b>Description</b> Indicates if a chart is the last viewed by a user.</p>
Label	<p><b>Type</b> string</p> <p><b>Properties</b> Filter, Group, Sort</p> <p><b>Description</b> The display name of the chart.</p>
ListViewChartId	<p><b>Type</b> reference</p> <p><b>Properties</b> Filter, Group, Sort</p> <p><b>Description</b> ID of the chart created by a user. For standard charts, this is null.</p>
ListViewContextId	<p><b>Type</b> reference</p> <p><b>Properties</b> Filter, Group, Sort</p> <p><b>Description</b> ID of the list view in context of which the chart is generated. Required to query <code>ListViewChartInstance</code>.</p>
SourceEntity	<p><b>Type</b> string</p> <p><b>Properties</b> Filter, Group, Sort</p> <p><b>Description</b> API name of the entity to which the chart is related. Required to query <code>ListViewChartInstance</code>.</p>

## Usage

### Example 1. Retrieve all custom and standard charts for Account entity for All Accounts list view

```
SELECT AggregateField, AggregateType, ChartType, DataQuery, DeveloperName, ExternalId,
GroupingField, Id, IsDeletable, IsEditable, IsLastViewed, Label, ListViewChartId,
ListViewContextId, SourceEntity FROM ListViewChartInstance WHERE SourceEntity='Account'
and ListViewContextId='00BR0000000U8Hr'
```

### Example 2. Retrieve metadata for a specific custom chart by ID for Account entity and All Accounts list view

```
SELECT AggregateField, AggregateType, ChartType, DataQuery, DeveloperName, ExternalId,
GroupingField, Id, IsDeletable, IsEditable, IsLastViewed, Label, ListViewChartId,
ListViewContextId, SourceEntity FROM ListViewChartInstance WHERE SourceEntity='Account'
and ListViewContextID='00BR0000000U8Hr' and ListViewChartId='0DdR00000004CBxKAM'
```


### Example 3. Retrieve metadata for a specific standard chart by its developer name for Account entity and All Accounts list view

```
SELECT AggregateField, AggregateType, ChartType, DataQuery, DeveloperName, ExternalId,
GroupingField, Id, IsDeletable, IsEditable, IsLastViewed, Label, ListViewChartId,
ListViewContextId, SourceEntity FROM ListViewChartInstance WHERE SourceEntity='Account'
and ListViewContextID='00BR0000000U8Hr' and DeveloperName='AccountsByIndustry'
```

## LiveAgentSession

---

This object is automatically created for each Chat session and stores information about the session. This object is available in API versions 28.0 and later.

 **Note:** Standard fields for the LiveAgentSession object can only be modified if your administrator has given you editing permissions for these records.

## Supported Calls

`create()`, `delete()`, `describeLayout()`, `describeSObjects()`, `getDeleted()`, `getUpdated()`, `query()`, `retrieve()`, `search()`, `undelete()`, `update()`

## Fields

Field Name	Details
AgentId	<p><b>Type</b> reference</p> <p><b>Properties</b> Create, Filter, Group, Sort, Update</p> <p><b>Description</b> ID of the agent associated with the session.</p>

Field Name	Details
ChatReqAssigned	<p><b>Type</b> int</p> <p><b>Properties</b> Create, Filter, Group, Nillable, Sort, Update</p> <p><b>Description</b> The number of chat requests that were assigned to an agent during a session.</p>
ChatReqDeclined	<p><b>Type</b> int</p> <p><b>Properties</b> Create, Filter, Group, Nillable, Sort, Update</p> <p><b>Description</b> The number of chat requests that were declined by an agent during a session.</p>
ChatReqEngaged	<p><b>Type</b> int</p> <p><b>Properties</b> Create, Filter, Group, Nillable, Sort, Update</p> <p><b>Description</b> The number of chats in which an agent was engaged during a session.</p>
ChatReqTimedOut	<p><b>Type</b> int</p> <p><b>Properties</b> Create, Filter, Group, Nillable, Sort, Update</p> <p><b>Description</b> The number of chat requests that timed out in an agent's queue during a session.</p>
LastReferencedDate	<p><b>Type</b> dateTime</p> <p><b>Properties</b> Filter, Nillable, Sort</p> <p><b>Description</b> The date and time that the session record was last referenced.</p>
LastViewedDate	<p><b>Type</b> dateTime</p> <p><b>Properties</b> Filter, Nillable, Sort</p> <p><b>Description</b> The date and time that the session record was last viewed.</p>

Field Name	Details
LoginTime	<p><b>Type</b> dateTime</p> <p><b>Properties</b> Create, Filter, Sort, Update</p> <p><b>Description</b> The date and time an agent logged in during the session.</p>
LogoutTime	<p><b>Type</b> dateTime</p> <p><b>Properties</b> Create, Filter, Sort, Update</p> <p><b>Description</b> The date and time an agent logged out during a session.</p>
Name	<p><b>Type</b> string</p> <p><b>Properties</b> Autonumber, Defaulted on create, Filter, idLookupSort</p> <p><b>Description</b> The name of the session.</p>
NumFlagLoweredAgent	<p><b>Type</b> int</p> <p><b>Properties</b> Create, Filter, Group, Nillable, Sort, Update</p> <p><b>Description</b> The number of assistance flags lowered by the agent.</p>
NumFlagLoweredSupervisor	<p><b>Type</b> int</p> <p><b>Properties</b> Create, Filter, Group, Nillable, Sort, Update</p> <p><b>Description</b> The number of assistance flags lowered by the supervisor.</p>
NumFlagRaised	<p><b>Type</b> int</p> <p><b>Properties</b> Create, Filter, Group, Nillable, Sort, Update</p> <p><b>Description</b> The number of assistance flags raised by the agent.</p>

Field Name	Details
OwnerId	<p><b>Type</b> reference</p> <p><b>Properties</b> Create, Defaulted on create, Filter, Group, Sort, Update</p> <p><b>Description</b> ID of the owner of the session record.</p>
TimeAtCapacity	<p><b>Type</b> int</p> <p><b>Properties</b> Create, Filter, Group, Nillable, Sort, Update</p> <p><b>Description</b> The amount of time an agent spent with the maximum number of chats in his or her queue.</p>
TimeIdle	<p><b>Type</b> int</p> <p><b>Properties</b> Create, Filter, Group, Nillable, Sort, Update</p> <p><b>Description</b> The amount of time an agent spent idle during the session.</p>
TimeInAwayStatus	<p><b>Type</b> int</p> <p><b>Properties</b> Create, Filter, Group, Nillable, Sort, Update</p> <p><b>Description</b> The amount of time an agent spent with a status of "Away" during a session.</p>
TimeInChats	<p><b>Type</b> int</p> <p><b>Properties</b> Create, Filter, Group, Nillable, Sort, Update</p> <p><b>Description</b> The amount of time an agent spent engaged in chats during a session.</p>
TimeInOnlineStatus	<p><b>Type</b> int</p> <p><b>Properties</b> Create, Filter, Group, Nillable, Sort, Update</p>

Field Name	Details
	<p><b>Description</b></p> <p>The amount of time an agent spent with a status of "Online" during a session.</p>

## Usage

Use this object to query and manage chat session records.

## Associated Objects

This object has the following associated objects. Unless noted, they are available in the same API version as this object.

### LiveAgentSessionHistory

History is available for tracked fields of the object.

### LiveAgentSessionOwnerSharingRule


Sharing rules are available for the object.

### LiveAgentSessionShare

Sharing is available for the object.

## LiveAgentSessionHistory

This object is automatically created for each Chat session and stores information about changes made to the session. This object is available in API versions 28.0 and later.

 **Note:** Standard fields for the LiveAgentSession object can only be modified if your administrator has given you editing permissions for these records.

## Supported Calls

`describeSObjects()`, `getDeleted()`, `getUpdated()`, `query()`, `retrieve()`

## Fields

Field Name	Details
Data Type	<p><b>Type</b></p> <p>picklist</p> <p><b>Properties</b></p> <p>Filter, Group, Nillable, Restricted picklist, Sort</p> <p><b>Description</b></p> <p>Data type of the field that was changed.</p>
Field	<p><b>Type</b></p> <p>picklist</p>

Field Name	Details
	<p><b>Properties</b> Filter, Group, Restricted picklist, Sort</p> <p><b>Description</b> The name of the field that was changed in a session record.</p>
LiveAgentSessionId	<p><b>Type</b> reference</p> <p><b>Properties</b> Filter, Group, Sort</p> <p><b>Description</b> ID of the session record that was changed.</p>
NewValue	<p><b>Type</b> anyType</p> <p><b>Properties</b> Nillable, Sort</p> <p><b>Description</b> The new value of the field that was changed.</p>
OldValue	<p><b>Type</b> anyType</p> <p><b>Properties</b> Nillable, Sort</p> <p><b>Description</b> The original value of the field that was changed.</p>

## Usage

Use this object to identify changes to chat session records.

## LiveAgentSessionShare

This object is automatically created for each Chat session and stores information about the session. This object is available in API versions 28.0 and later.



**Note:** Standard fields for the LiveAgentSession object can only be modified if your administrator has given you editing permissions for these records.

## Supported Calls

`create()`, `delete()`, `describeObjects()`, `query()`, `retrieve()`, `update()`, `upsert()`



## Fields

The properties available for some fields depend on the default organization-wide sharing settings. The properties listed are true for the default settings of such fields.

Field Name	Details
AccessLevel	<p><b>Type</b> picklist</p> <p><b>Properties</b> Create, Filter, Group, Restricted picklist, Sort, Update</p> <p><b>Description</b> Level of access that the User or Group has to the LiveAgentSession. The possible values are:</p> <ul style="list-style-type: none"> <li>• Read</li> <li>• Edit</li> <li>• All (This value is not valid for <code>create()</code> or <code>update()</code> calls.)</li> </ul> <p>This value must be set to an access level that is higher than the organization's default access level for chat transcripts.</p>
ParentId	<p><b>Type</b> reference</p> <p><b>Properties</b> Create, Filter, Group, Sort</p> <p><b>Description</b> ID of the parent object, if any.</p>
RowCause	<p><b>Type</b> picklist</p> <p><b>Properties</b> Filter, Group, Restricted picklist, Sort</p> <p><b>Description</b> Reason that this sharing entry exists. You can create a value for this field in API versions 32.0 and later with the correct organization-wide sharing settings.</p> <p>Values can include:</p> <ul style="list-style-type: none"> <li>• Manual—The user or group has access because a user with "All" access manually shared the LiveAgentSession with them.</li> <li>• Owner—The user is the owner of the LiveAgentSession or is in a role above the QuickText owner in the role hierarchy.</li> </ul>
UserOrGroupId	<p><b>Type</b> reference</p> <p><b>Properties</b> Create, Filter, Group, Sort</p>

**Field Name****Details****Description**

ID of the user or group that has been given access to the LiveAgentSession.

## Usage

This object lets you determine which users and groups can view and edit LiveAgentSession records owned by other users.

If you attempt to create a new record that matches an existing record, the `create()` call updates any modified fields and returns the existing record.

## LiveChatBlockingRule

Represents a rule for blocking chat visitors' IP addresses from starting new chats with agents. This object is available in API version 34.0 and later.

## Supported Calls

`create()`, `delete()`, `query()`, `update()`, `retrieve()`

## Fields

**Field Name****Details**

Description

**Type**

string

**Properties**

Create, Nullable

**Description**

The description of the blocking rule—for example, the reason why the given IP address or range of addresses is being banned from starting new chats.

DeveloperName

**Type**


string

**Properties**

Create, Filter, Group, Sort

**Description**

The unique name of the object in the API. This name can contain only underscores and alphanumeric characters, and must be unique in your org. It must begin with a letter, not include spaces, not end with an underscore, and not contain two consecutive underscores. In managed packages, this field prevents naming conflicts on package installations. With this field, a developer can change the

Field Name	Details
	<p>object's name in a managed package and the changes are reflected in a subscriber's organization.</p> <p> <b>Note:</b> When creating large sets of data, always specify a unique <code>DeveloperName</code> for each record. If no <code>DeveloperName</code> is specified, performance may slow while Salesforce generates one for each record.</p>
FromIpAddress	<p><b>Type</b> string</p> <p><b>Properties</b> Create, Filter, Group, Sort</p> <p><b>Description</b> The IP address of the user that you want to block, or the beginning of the range of IP addresses you want to block. If you want to block a range of IP addresses, indicate the end of the range in the <code>ToIpAddress</code> field. If you don't indicate an IP address in the <code>ToIpAddress</code> field, the only IP address that will be blocked is the IP address in the <code>FromIpAddress</code> field.</p>
Language	<p><b>Type</b> picklist</p> <p><b>Properties</b> Create, Filter, Group, Nillable, Restricted picklist, Sort</p> <p><b>Description</b> The language of the blocking rule.</p>
MasterLabel	<p><b>Type</b> string</p> <p><b>Properties</b> Create, Filter, Group, Sort</p> <p><b>Description</b> Label for the blocking rule.</p>
ToIpAddress	<p><b>Type</b> string</p> <p><b>Properties</b> Create, Filter, Group, Nillable, Sort</p> <p><b>Description</b> (Optional) The end of the range of IP addresses that you want to block. The range begins with and includes the IP address in the <code>FromIpAddress</code> field, and it ends with and includes the IP address in the <code>ToIpAddress</code> field.</p>

## Usage

Use this object to query and manage rules for blocking customers from starting new chats with agents.

## LiveChatButton


---


Represents a button that allows visitors to request chats with Chat users. This object is available in API version 24.0 and later.




## Supported Calls

`create()`, `query()`, `update()`, `retrieve()`

## Fields

Field Name	Details
<code>Animation</code>	<p><b>Type</b> picklist</p> <p><b>Properties</b> Create, Filter, Group, Nillable, Restricted picklist, Sort</p> <p><b>Description</b> The type of animation used when an automated chat invitation appears on-screen. For automated chat invitations only. Available in API version 29.0 and later.</p>
<code>AutoGreeting</code>	<p><b>Type</b> textarea</p> <p><b>Properties</b> Create, Filter, Nillable, Sort</p> <p><b>Description</b> The text that is automatically sent from an agent to a visitor when a chat session starts.</p> <p> <b>Note:</b> A greeting message in the <code>AutoGreeting</code> field of the <code>LiveChatButton</code> object overrides individual users' greeting messages in the <code>AutoGreeting</code> field in the <code>LiveChatUserConfig</code> object.</p>
<code>ChasitorIdleTimeout</code>	<p><b>Type</b> int</p> <p><b>Properties</b> Create, Filter, Group, Nillable, Sort</p> <p><b>Description</b> The amount of time a customer has to respond to an agent message before the chat times out.</p>

Field Name	Details
ChasitorIdleTimeoutWarning	<p><b>Type</b> int</p> <p><b>Properties</b> Create, Filter, Group, Nillable, Sort</p> <p><b>Description</b> The amount of time a customer has to respond to an agent message before a warning appears and a timer begins a countdown. This value must be shorter than the <code>ChasitorIdleTimeout</code> value (we recommend at least 30 seconds shorter).</p>
ChatPageId	<p><b>Type</b> reference</p> <p><b>Properties</b> Create, Filter, Group, Nillable, Sort</p> <p><b>Description</b> The record ID of the custom Visualforce page that contains the custom chat window code.</p>
CustomAgentName	<p><b>Type</b> string</p> <p><b>Properties</b> Create, Filter, Group, Nillable, Sort</p> <p><b>Description</b> The custom name of the agent associated with the button. Available in API version 29.0 and later.</p> <p> <b>Note:</b> A custom agent name in the <code>CustomAgentName</code> field of the <code>LiveChatButton</code> object overrides individual users' custom agent name in the <code>CustomAgentName</code> field in the <code>LiveChatUserConfig</code> object.</p>
DeveloperName	<p><b>Type</b> string</p> <p><b>Properties</b> Create, Filter, Group, Sort</p> <p><b>Description</b> The unique name of the object in the API. This name can contain only underscores and alphanumeric characters, and must be unique in your org. It must begin with a letter, not include spaces, not end with an underscore, and not contain two consecutive underscores. In managed packages, this field prevents naming conflicts on package installations. With this field, a developer can change the object's name in a managed package and the changes are reflected in a subscriber's organization.</p>

Field Name	Details
	<p> <b>Note:</b> When creating large sets of data, always specify a unique <code>DeveloperName</code> for each record. If no <code>DeveloperName</code> is specified, performance may slow while Salesforce generates one for each record.</p>
HasQueue	<p><b>Type</b> boolean</p> <p><b>Properties</b> Create, Defaulted on create, Filter, Group, Sort</p> <p><b>Description</b> Determines whether to allow incoming chat requests to queue until an agent is available.</p>
InviteEndPosition	<p><b>Type</b> picklist</p> <p><b>Properties</b> Create, Filter, Group, Nillable, Restricted picklist, Sort</p> <p><b>Description</b> The position on-screen where an automated chat invitation's animation ends.</p> <p> <b>Note:</b> You don't need to select an end position for your automated chat invitation if you use a custom animation.</p> <p>For automated chat invitations only. Available in API version 29.0 and later.</p>
InviteImageId	<p><b>Type</b> reference</p> <p><b>Properties</b> Create, Filter, Group, Nillable, Sort</p> <p><b>Description</b> The record ID of the static image resource displayed on your automated chat invitation. For automated chat invitations only. Available in API version 29.0 and later.</p>
InviteStartPosition	<p><b>Type</b> picklist</p> <p><b>Properties</b> Create, Filter, Group, Nillable, Restricted picklist, Sort</p> <p><b>Description</b> The position on-screen where an automated chat invitation's animation begins.</p> <p> <b>Note:</b> You don't need to select a start position for your automated chat invitation if you use a custom animation.</p> <p>For automated chat invitations only. Available in API version 29.0 and later.</p>

Field Name	Details
IsActive	<p><b>Type</b> boolean</p> <p><b>Properties</b> Create, Defaulted on create, Filter, Group, Sort</p> <p><b>Description</b> For automated chat invitations, specifies whether an automated chat invitation is active and able to be sent to customers (<code>true</code>) or not (<code>false</code>). For chat buttons, this is set to <code>true</code> by default.</p>
Language	<p><b>Type</b> picklist</p> <p><b>Properties</b> Create, Filter, Group, Nillable, Restricted picklist, Sort</p> <p><b>Description</b> The language of the chat.</p>
MasterLabel	<p><b>Type</b> string</p> <p><b>Properties</b> Create, Filter, Group, Sort</p> <p><b>Description</b> Label for the chat button.</p>
NumberOfReroutingAttempts	<p><b>Type</b> int</p> <p><b>Properties</b> Create, Filter, Group, Nillable, Sort</p> <p><b>Description</b> Specifies the number of times a chat request can be rerouted to available agents if all agents reject the chat request.</p>
OfflineImageId	<p><b>Type</b> reference</p> <p><b>Properties</b> Create, Filter, Group, Nillable, Sort</p> <p><b>Description</b> The record ID of the static image resource that is displayed when the button is offline (inactive).</p>
OnlineImageId	<p><b>Type</b> reference</p>

Field Name	Details
	<p><b>Properties</b> Create, Filter, Group, Nillable, Sort</p> <p><b>Description</b> The record ID of the static image resource that is displayed when the button is online (active).</p>
OptionsHasChasitorIdleTimeout	<p><b>Type</b> boolean</p> <p><b>Properties</b> Create, Filter</p> <p><b>Description</b> Specifies whether Customer Time-Out is enabled.</p>
OptionsHasInviteAfterAccept	<p><b>Type</b> boolean</p> <p><b>Properties</b> Create, Filter</p> <p><b>Description</b> Specifies whether an automated chat invitation can be sent to a customer after that customer has accepted a prior automated chat invitation (<code>true</code>) or not (<code>false</code>). For automated chat invitations only. Available in API version 29.0 and later.</p>
OptionsHasInviteAfterReject	<p><b>Type</b> boolean</p> <p><b>Properties</b> Create, Filter</p> <p><b>Description</b> Specifies whether an automated chat invitation can be sent to a customer after that customer has rejected a prior automated chat invitation (<code>true</code>) or not (<code>false</code>). For automated chat invitations only. Available in API version 29.0 and later.</p>
OptionsHasRerouteDeclinedRequest	<p><b>Type</b> boolean</p> <p><b>Properties</b> Create, Filter</p> <p><b>Description</b> Specifies whether a chat request that has been rejected by all available agents should be rerouted to available agents again (<code>true</code>) or not <code>false</code>.</p>



Field Name	Details
OptionsIsAutoAccept	<p><b>Type</b> boolean</p> <p><b>Properties</b> Create, Filter</p> <p><b>Description</b> Specifies whether a chat request should be automatically accepted by the agent it's assigned to (<code>true</code>) or not (<code>false</code>). For chat buttons and automated chat invitations with <code>RoutingType</code> set to <code>Most Available</code> or <code>Least Active</code>. Available in API version 30.0 and later.</p>
OptionsIsInviteAutoRemove	<p><b>Type</b> boolean</p> <p><b>Properties</b> Create, Filter</p> <p><b>Description</b> Specifies whether an automated chat invitation should be automatically removed from the screen after a certain amount of time (<code>true</code>) or not (<code>false</code>). For automated chat invitations only. Available in API version 29.0 and later.</p>
OverallQueueLength	<p><b>Type</b> int</p> <p><b>Properties</b> Create, Filter, Group, Nillable, Sort</p> <p><b>Description</b> The maximum number of chat requests allowed to queue.</p>
PerAgentQueueLength	<p><b>Type</b> int</p> <p><b>Properties</b> Create, Filter, Group, Nillable, Sort</p> <p><b>Description</b> The maximum number of chat requests allowed to queue for each agent with the required skill.</p>
PostchatPageId	<p><b>Type</b> reference</p> <p><b>Properties</b> Create, Filter, Group, Nillable, Sort</p> <p><b>Description</b> The record ID of the custom Visualforce page displayed when the chat ends.</p>

Field Name	Details
PostchatUrl	<p><b>Type</b> string</p> <p><b>Properties</b> Create, Filter, Group, Nillable, Sort</p> <p><b>Description</b> The URL the user is directed to after the chat ends.</p>
PrechatFormPageId	<p><b>Type</b> reference</p> <p><b>Properties</b> Create, Filter, Group, Nillable, Sort</p> <p><b>Description</b> The record ID of the custom Visualforce page displayed before the chat begins.</p>
PrechatFormUrl	<p><b>Type</b> string</p> <p><b>Properties</b> Create, Filter, Group, Nillable, Sort</p> <p><b>Description</b> The URL the user is directed to before the chat begins.</p>
PushTimeout	<p><b>Type</b> int</p> <p><b>Properties</b> Create, Filter, Group, Nillable, Sort</p> <p><b>Description</b> The number of seconds an agent has to answer a chat request before it's routed to the next available agent.</p>
QueueId	<p><b>Type</b> reference</p> <p><b>Properties</b> Create, Filter, Group, Nillable, Sort</p> <p><b>Description</b> The record ID of the queue used for this chat button.</p>
RoutingConfigurationId	<p><b>Type</b> reference</p> <p><b>Properties</b> Create, Filter, Group, Nillable, Sort</p>

Field Name	Details
	<p><b>Description</b></p> <p>The record ID of the routing configuration used for this chat button.</p>
RoutingType	<p><b>Type</b></p> <p>picklist</p> <p><b>Properties</b></p> <p>Create, Filter, Group, Restricted picklist, Sort</p> <p><b>Description</b></p> <p>How chat requests are routed to agents. The values are:</p> <ul style="list-style-type: none"> <li>• <b>Choice</b>—Incoming chat requests are added to the queue in Live Agent in the Salesforce console and are available to any agent with the required skill.</li> <li>• <b>Least Active</b>—Incoming chats are routed to the agent with the required skill who has the fewest active chats.</li> <li>• <b>Most Available</b>—Incoming chats are routed to the agent with the required skill and the greatest difference between chat capacity and active chat sessions. For example, if Agent A and Agent B each have a chat capacity of five, and Agent A has three active chat sessions while Agent B has one, incoming chats will be routed to Agent B.</li> <li>• <b>Omni</b>—Incoming chats are routed using Omni-Channel queues.</li> </ul>
SiteId	<p><b>Type</b></p> <p>reference</p> <p><b>Properties</b></p> <p>Create, Filter, Group, Nillable, Sort</p> <p><b>Description</b></p> <p>The record ID of the site used for loading static resources and custom Visualforce pages.</p>
SkillId	<p><b>Type</b></p> <p>reference</p> <p><b>Properties</b></p> <p>Create, Filter, Group, Nillable, Sort</p> <p><b>Description</b></p> <p>The record ID of the skill used to route incoming chat requests. To associate multiple skills with a chat button, reference one skill in the <code>SkillId</code> field and use LiveChatButtonSkill junction objects for the remaining skills.</p>
TimeToRemoveInvite	<p><b>Type</b></p> <p>int</p> <p><b>Properties</b></p> <p>Create, Filter, Group, Nillable, Sort</p>

Field Name	Details
	<p><b>Description</b></p> <p>The number of seconds an automated invitation stays on-screen before it is automatically removed. For automated chat invitations only. Available in API version 29.0 and later.</p>
Type	<p><b>Type</b></p> <p>picklist</p> <p><b>Properties</b></p> <p>Create, Filter, Group, Restricted picklist, Sort</p> <p><b>Description</b></p> <p>The type of element to display to customers (either a chat button or an automated invitation).</p>
WindowLanguage	<p><b>Type</b></p> <p>picklist</p> <p><b>Properties</b></p> <p>Create, Filter, Group, Nillable, Restricted picklist, Sort</p> <p><b>Description</b></p> <p>The language used for standard chat windows. Custom chat windows use the language of the user's browser.</p>

## Usage

Use this object to query and manage chat buttons and automated chat invitations.

## LiveChatButtonDeployment

Associates an automated chat invitation with a specific deployment. This object is available in API versions 28.0 and later.

## Supported Calls

`create()`, `delete()`, `query()`, `update()`, `retrieve()`

## Fields

Field Name	Details
ButtonId	<p><b>Type</b></p> <p>reference</p> <p><b>Properties</b></p> <p>Create, Filter, Group, Sort</p>

Field Name	Details
	<p><b>Description</b> The ID of the automated invitation associated with the deployment.</p>
DeploymentId	<p><b>Type</b> reference</p> <p><b>Properties</b> Create, Filter, Group, Nillable, Sort</p> <p><b>Description</b> The ID of the deployment that will feature the automated invitation.</p>

## Usage

Use this object to associate automated chat invitations with specific deployments.

## LiveChatButtonSkill

Represents all the skills available to a LiveChatButton except the one currently assigned. To retrieve the skill currently assigned, query LiveChatButton. This object is available in API version 25.0 and later.

## Supported Calls

`create()`, `delete()`, `update()`, `query()`

## Fields

Field Name	Details
ButtonID	<p><b>Type</b> reference</p> <p><b>Properties</b> Create, Filter, Group, Sort</p> <p><b>Description</b> The record ID of the button.</p>
SkillID	<p><b>Type</b> reference</p> <p><b>Properties</b> Create, Filter, Group, Nillable, Sort</p> <p><b>Description</b> The record ID of the skill.</p>

## Usage

Use this object to assign a specific skill to a specific button for multi-skill routing. For example:

```
String myButtonId = "button_Id";
String myButtonDevName = "button_DeveloperName";
List<String> skillIds = new List<String>();

//Get one skill ID from button
for(LiveChatButton lcb : [SELECT SkillId FROM LiveChatButton WHERE DeveloperName =:
myButtonDevName]) {
    skillIds.add(lcb.SkillId);
}
//Get remaining skills from LiveChatButtonSkill join object
for(LiveChatButtonSkill lcbs : [SELECT SkillID FROM LiveChatButtonSkill WHERE ButtonId =:
myButtonId]) {
    skillIds.add(lcbs.SkillId);
}
//Retrieve all skills into a single list
List<Skill> skills = [SELECT Id, DeveloperName FROM Skill WHERE Id IN :SkillIds];
```

## LiveChatDeployment

---


Represents the general settings for deploying Live Agent on a website. This object is available in API version 24.0 and later.

### Supported Calls

create(), query(), update(), retrieve()

### Fields

Field Name	Details
BrandingId	<p><b>Type</b> reference</p> <p><b>Properties</b> Create, Filter, Group, Nillable, Sort</p> <p><b>Description</b> The record ID of the static image resource that's displayed in the chat window</p>
ConnectionTimeoutDuration	<p><b>Type</b> int</p> <p><b>Properties</b> Create, Filter, Group, Nillable, Sort</p> <p><b>Description</b> Indicates the amount of time before the chat times out, in seconds.</p>

Field Name	Details
ConnectionWarningDuration	<p><b>Type</b> int</p> <p><b>Properties</b> Create, Filter, Group, Nillable, Sort</p> <p><b>Description</b> Indicates the amount of time before a time-out warning is displayed to the agent, in seconds.</p>
DeveloperName	<p><b>Type</b> string</p> <p><b>Properties</b> Create, Filter, Group, Sort</p> <p><b>Description</b> The unique name of the object in the API. This name can contain only underscores and alphanumeric characters, and must be unique in your org. It must begin with a letter, not include spaces, not end with an underscore, and not contain two consecutive underscores. In managed packages, this field prevents naming conflicts on package installations. With this field, a developer can change the object's name in a managed package and the changes are reflected in a subscriber's organization.</p> <p> <b>Note:</b> When creating large sets of data, always specify a unique <code>DeveloperName</code> for each record. If no <code>DeveloperName</code> is specified, performance may slow while Salesforce generates one for each record.</p>
Domains	<p><b>Type</b> textarea</p> <p><b>Properties</b> Create, Filter (unavailable in API version 25.0 and later), Nillable, Sort (unavailable in API version 25.0 and later)</p> <p><b>Description</b> A comma-separated list of domains the deployment is whitelisted for. Leave this blank to allow the deployment to be used on any domain.</p>
HasTranscriptSave	<p><b>Type</b> boolean</p> <p><b>Properties</b> Create, Defaulted on create, Filter, Group, Sort</p> <p><b>Description</b> Determines whether visitors can download and save transcripts from the chat window</p>

Field Name	Details
Language	<p><b>Type</b> picklist</p> <p><b>Properties</b> Create, Defaulted on create, Filter, Group, Nillable, Restricted picklist, Sort</p> <p><b>Description</b> The language of the deployment</p>
MasterLabel	<p><b>Type</b> string</p> <p><b>Properties</b> Create, Filter, Group, Sort</p> <p><b>Description</b> The name of the deployment</p>
MobileBrandingId	<p><b>Type</b> reference</p> <p><b>Properties</b> Create, Filter, Group, Nillable, Sort</p> <p><b>Description</b> The record ID of the static image resource displayed in the mobile version of the chat window</p>
OptionsHasPrechatApi	<p><b>Type</b> boolean</p> <p><b>Properties</b> Create, Filter</p> <p><b>Description</b> Determines whether developers can access the Pre-Chat API</p>
SiteId	<p><b>Type</b> reference</p> <p><b>Properties</b> Create, Filter, Group, Nillable, Sort</p> <p><b>Description</b> The record ID of the site used for loading static resources</p>
WindowTitle	<p><b>Type</b> string</p> <p><b>Properties</b> Create, Filter, Group, Sort</p>



Field Name	Details
	<p><b>Description</b></p> <p>The text displayed in the title bar of the browser window used to launch the chat window</p>

## Usage

Use this object to query and manage live chat deployments.

## LiveChatSensitiveDataRule

Represents a rule for masking or deleting data of a specified pattern. Written as a regular expression (regex). This object is available in API version 35.0 and later.

## Supported Calls

`create()`, `delete()`, `query()`, `update()`, `retrieve()`

## Fields

Field Name	Details
ActionType	<p><b>Type</b></p> <p>picklist</p> <p><b>Properties</b></p> <p>Create, Filter, Group, Restricted picklist, Sort</p> <p><b>Description</b></p> <p>The action to take on the text (remove or replace) when the sensitive data rule is triggered.</p>
Description	<p><b>Type</b></p> <p>textarea</p> <p><b>Properties</b></p> <p>Create, Nillable</p> <p><b>Description</b></p> <p>The description of the sensitive data rule—for example, “Block social security numbers.”</p>
DeveloperName	<p><b>Type</b></p> <p>string</p> <p><b>Properties</b></p> <p>Create, Filter, Group, Sort</p>

## Field Name

## Details

**Description**

The unique name of the object in the API. This name can contain only underscores and alphanumeric characters, and must be unique in your org. It must begin with a letter, not include spaces, not end with an underscore, and not contain two consecutive underscores. In managed packages, this field prevents naming conflicts on package installations. With this field, a developer can change the object's name in a managed package and the changes are reflected in a subscriber's organization.



**Note:** When creating large sets of data, always specify a unique `DeveloperName` for each record. If no `DeveloperName` is specified, performance may slow while Salesforce generates one for each record.

EnforceOn

**Type**

int

**Properties**

Create, Filter, Group, Sort

**Description**

Determines the roles on which the rule is enforced. The value is determined using bitwise OR operation. There are seven possible values:

1. Rule enforced on Agent
2. Rule enforced on Visitor
3. Rule enforced on Agent and Visitor
4. Rule enforced on Supervisor
5. Rule enforced on Agent and Supervisor
6. Rule enforced on Visitor and Supervisor
7. Rule enforced on Agent, Visitor, and Supervisor

IsEnabled

**Type**

boolean

**Properties**

Create, Filter, Group, Sort

**Description**

Specifies whether a sensitive data rule is active (`true`) or not (`false`). Default value (if none is provided) is `false`.

Language

**Type**

picklist

**Properties**

Create, Filter, Group, Nillable, Restricted picklist, Sort

Field Name	Details
	<p><b>Description</b></p> <p>The language of the sensitive data rule.</p>
MasterLabel	<p><b>Type</b></p> <p>string</p> <p><b>Properties</b></p> <p>Create, Filter, Group, Sort</p> <p><b>Description</b></p> <p>Label for the sensitive data rule.</p>
NamespacePrefix	<p><b>Type</b></p> <p>string</p> <p><b>Properties</b></p> <p>Filter, Nillable</p> <p><b>Description</b></p> <p>The namespace prefix that is associated with this object. Each Developer Edition org that creates a managed package has a unique namespace prefix. Limit: 15 characters. You can refer to a component in a managed package by using the <b><i>namespacePrefix__componentName</i></b> notation.</p> <p>The namespace prefix can have one of the following values.</p> <ul style="list-style-type: none"> <li>• In Developer Edition orgs, <code>NamespacePrefix</code> is set to the namespace prefix of the org for all objects that support it, unless an object is in an installed managed package. In that case, the object has the namespace prefix of the installed managed package. This field's value is the namespace prefix of the Developer Edition org of the package developer.</li> <li>• In orgs that are not Developer Edition orgs, <code>NamespacePrefix</code> is set only for objects that are part of an installed managed package. All other objects have no namespace prefix.</li> </ul>
Pattern	<p><b>Type</b></p> <p>textarea</p> <p><b>Properties</b></p> <p>Create</p> <p><b>Description</b></p> <p>The pattern of text blocked by the rule. Written as a JavaScript regular expression (regex).</p>
Priority	<p><b>Type</b></p> <p>int</p> <p><b>Properties</b></p> <p>Create, Filter, Group, Nillable, Sort, Update</p>

Field Name	Details
	<p><b>Description</b></p> <p>Indicates the priority level of a Chat.</p>
Replacement	<p><b>Type</b></p> <p>string</p> <p><b>Properties</b></p> <p>Create, Filter, Group, Nillable, Sort</p> <p><b>Description</b></p> <p>The string of characters that replaces the blocked text (if <code>ActionType Replace</code> is selected).</p>

## Usage

Use this object to mask or delete data of specified patterns, such as credit card, social security, phone and account numbers, or even profanity.

## LiveChatTranscript

This object is automatically created for each Live Agent chat session and stores information about the session. This object is available in API version 24.0 and later.

## Supported Calls

`create()`, `delete()`, `describeLayout()`, `describeSObjects()`, `getDeleted()`, `getUpdated()`, `query()`, `retrieve()`, `search()`, `undelete()`, `update()`, `upsert()`

## Fields

Field Name	Details
Abandoned	<p><b>Type</b></p> <p>int</p> <p><b>Properties</b></p> <p>Filter, Group, Nillable, Sort</p> <p><b>Description</b></p> <p>The amount of time in seconds an incoming chat request remained unanswered by an agent before the chat was disconnected by the customer.</p>
AccountId	<p><b>Type</b></p> <p>ID</p>

Field Name	Details
	<p><b>Properties</b> Create, Filter, Group, Nillable, Sort, Update</p> <p><b>Description</b> ID of the account associated with the chat transcript.</p>
AverageResponseTimeOperator	<p><b>Type</b> int</p> <p><b>Properties</b> Create, Filter, Group, Nillable, Sort, Update</p> <p><b>Description</b> The agent's average response time (in seconds) to chat messages from the visitor.</p>
AverageResponseTimeVisitor	<p><b>Type</b> int</p> <p><b>Properties</b> Create, Filter, Group, Nillable, Sort, Update</p> <p><b>Description</b> The visitor's average response time (in seconds) to chat messages from the agent.</p>
Body	<p><b>Type</b> textarea</p> <p><b>Properties</b> Create, Nillable, Update</p> <p><b>Description</b> The contents of the chat.</p>
Browser	<p><b>Type</b> string</p> <p><b>Properties</b> Create, Filter, Group, Nillable, Sort, Update</p> <p><b>Description</b> The browser the visitor used for the chat.</p>
BrowserLanguage	<p><b>Type</b> string</p> <p><b>Properties</b> Create, Filter, Group, Nillable, Sort, Update</p> <p><b>Description</b> The language of the visitor's browser.</p>
CaseID	<p><b>Type</b> reference</p>

Field Name	Details
	<p><b>Properties</b> Create, Filter, Group, Nillable, Sort, Update</p> <p><b>Description</b> The ID of the case associated with the chat transcript.</p>
ChatDuration	<p><b>Type</b> int</p> <p><b>Properties</b> Filter, Group, Nillable, Sort</p> <p><b>Description</b> The total duration of the chat in seconds.</p>
ChatKey	<p><b>Type</b> string</p> <p><b>Properties</b> Create, Filter, Group, idLookup, Nillable, Sort</p> <p><b>Description</b> The session ID of the chat before it is persisted. <code>ChatKey</code> can be used with advanced integrations in the Salesforce console. This field is available in API version 25.0 and later.</p>
ContactID	<p><b>Type</b> reference</p> <p><b>Properties</b> Create, Filter, Group, Nillable, Sort, Update</p> <p><b>Description</b> The ID of the contact associated with the chat transcript.</p>
EndedBy	<p><b>Type</b> picklist</p> <p><b>Properties</b> Create, Filter, Group, Nillable, Restricted picklist, Sort, Update</p> <p><b>Description</b> The way the chat was ended: by the operator, the visitor, or the system.</p>
EndTime	<p><b>Type</b> dateTime</p> <p><b>Properties</b> Create, Filter, Nillable, Sort, Update</p> <p><b>Description</b> The time the chat ended.</p>

Field Name	Details
IpAddress	<p><b>Type</b> string</p> <p><b>Properties</b> Create, Filter, Nillable, Sort, Update</p> <p><b>Description</b> The visitor's IP address.</p>
IsChatbotSession	<p><b>Type</b> boolean</p> <p><b>Properties</b> Defaulted on create, Filter, Group, Sort</p> <p><b>Description</b> Whether the visitor is chatting with a Chatbot (<code>true</code>) or not (<code>false</code>).</p>
LastReferencedDate	<p><b>Type</b> date</p> <p><b>Properties</b> Filter, Nillable, Sort, Update</p> <p><b>Description</b> The timestamp for when the current user last viewed a record related to this record.</p>
LastViewedDate	<p><b>Type</b> date</p> <p><b>Properties</b> Filter, Nillable, Sort, Update</p> <p><b>Description</b> The timestamp for when the current user last viewed this record. If this value is null, this record might only have been referenced (<code>LastReferencedDate</code>) and not viewed.</p>
LeadID	<p><b>Type</b> reference</p> <p><b>Properties</b> Create, Filter, Group, Nillable, Sort, Update</p> <p><b>Description</b> The ID of the lead associated with the chat transcript.</p>
LiveChatButtonID	<p><b>Type</b> reference</p> <p><b>Properties</b> Create, Filter, Group, Nillable, Sort, Update</p>

Field Name	Details
	<p><b>Description</b> The ID of the LiveChatButton the chat session originated from.</p>
LiveChatDeploymentID	<p><b>Type</b> reference</p> <p><b>Properties</b> Create, Filter, Group, Nillable, Sort, Update</p> <p><b>Type</b> The ID of the LiveChatDeployment the chat session originated from.</p>
LiveChatVisitorID	<p><b>Type</b> reference</p> <p><b>Properties</b> Create, Filter, Group, Sort</p> <p><b>Description</b> The ID of the visitor associated with the chat transcript.</p>
Location	<p><b>Type</b> string</p> <p><b>Properties</b> Create, Filter, Group, Nillable, Sort, Update</p> <p><b>Description</b> The best-guess approximation of the visitor's location.</p>
MaxResponseTimeOperator	<p><b>Type</b> int</p> <p><b>Properties</b> Filter, Group, Nillable, Sort</p> <p><b>Description</b> The maximum time in seconds it took an agent to respond to a chat visitor's message.</p>
MaxResponseTimeVisitor	<p><b>Type</b> int</p> <p><b>Properties</b> Filter, Group, Nillable, Sort</p> <p><b>Description</b> The maximum time in seconds it took a customer to respond to an agent's message.</p>
Name	<p><b>Type</b> string</p>



Field Name	Details
	<p><b>Properties</b> Autonumber, Defaulted on create, Filter, idLookup, Sort</p> <p><b>Description</b> The name of the transcript.</p>
OperatorMessageCount	<p><b>Type</b> int</p> <p><b>Properties</b> Create, Filter, Group, Nillable, Sort, Update</p> <p><b>Description</b> The number of messages sent by agent(s) during the chat.</p>
OwnerID	<p><b>Type</b> reference</p> <p><b>Properties</b> Create, Defaulted on create, Filter, Group, Sort, Update</p> <p><b>Description</b> The ID of the operator who participated in the chat last; for missed chats, this is a system user.</p>
Platform	<p><b>Type</b> string</p> <p><b>Properties</b> Create, Filter, Group, Nillable, Sort, Update</p> <p><b>Description</b> The visitor's operating system platform.</p>
ReferrerUri	<p><b>Type</b> string</p> <p><b>Properties</b> Create, Filter, Group, Nillable, Sort, Update</p> <p><b>Description</b> Where the chat request originated.</p>
RequestTime	<p><b>Type</b> dateTime</p> <p><b>Properties</b> Create, Filter, Nillable. Sort, Update</p> <p><b>Description</b> The time the visitor requested the chat.</p>

Field Name	Details
ScreenResolution	<p><b>Type</b> string</p> <p><b>Properties</b> Create, Filter, Group, Nillable, Sort, Update</p> <p><b>Description</b> The visitor's screen resolution.</p>
SkillId	<p><b>Type</b> reference</p> <p><b>Properties</b> Create, Filter, Group, Nillable, Sort, Update</p> <p><b>Description</b> The record ID of the primary Skill associated with the LiveChatButton the chat session originated from. To associate multiple skills with a LiveChatTranscript, use LiveChatTranscriptSkill junction objects.</p>
StartTime	<p><b>Type</b> dateTime</p> <p><b>Properties</b> Create, Filter, Nillable, Sort, Update</p> <p><b>Description</b> The time the chat started.</p>
Status	<p><b>Type</b> picklist</p> <p><b>Properties</b> Create, Filter, Group, Nillable, Restricted picklist, Sort, Update</p> <p><b>Description</b> The final status of the chat: completed, missed, dropped or blocked.</p>
SupervisorTranscriptBody	<p><b>Type</b> textarea</p> <p><b>Properties</b> Create, Nillable, Update</p> <p><b>Description</b> The text body of the supervisor's chat transcript.</p>
UserAgent	<p><b>Type</b> string</p> <p><b>Properties</b> Create, Filter, Group, Nillable, Sort, Update</p>

Field Name	Details
	<p><b>Description</b> The visitor's user agent string.</p>
VisitorMessageCount	<p><b>Type</b> int</p> <p><b>Properties</b> Create, Filter, Group, Nillable, Sort, Update</p> <p><b>Description</b> The number of messages sent by the visitor during the chat.</p>
VisitorNetwork	<p><b>Type</b> string</p> <p><b>Properties</b> Create, Filter, Group, Nillable, Sort, Update</p> <p><b>Decsription</b> The network or service provider the chat visitor used for the chat.</p>
WaitTime	<p><b>Type</b> int</p> <p><b>Properties</b> Filter, Group, Nillable, Sort</p> <p><b>Description</b> The total amount of time in seconds a chat request was waiting to be accepted by an agent.</p>

## Usage

Use this object to query and manage live chat transcripts.

## Associated Objects

This object has the following associated objects. Unless noted, they are available in the same API version as this object.

### [LiveChatTranscriptFeed \(API version 47.0\)](#)

Feed tracking is available for the object.

### [LiveChatTranscriptHistory](#)

History is available for tracked fields of the object.

### [LiveChatTranscriptOwnerSharingRule \(API version 29.0\)](#)

Sharing rules are available for the object.

### [LiveChatTranscriptShare](#)

Sharing is available for the object.

# LiveChatTranscriptChangeEvent

---

Captures changes of events that occur over the lifetime of a chat. This object is available in API version 47.0 and later.

## Supported Calls

`describeSObjects()`, `retrieve()`

## Fields

Field	Details
AccountId	<b>Type</b> reference <b>Properties</b> Nillable
AverageResponseTimeOperator	<b>Type</b> int <b>Properties</b> Nillable
AverageResponseTimeVisitor	<b>Type</b> int <b>Properties</b> Nillable
Body	<b>Type</b> textarea <b>Properties</b> Nillable
Browser	<b>Type</b> string <b>Properties</b> Nillable
BrowserLanguage	<b>Type</b> string <b>Properties</b> Nillable
CaseId	<b>Type</b> reference

Field	Details
	<p><b>Properties</b> Nillable</p>
ChangeEventHeader	<p><b>Type</b> complexvalue</p> <p><b>Properties</b></p>
ChatKey	<p><b>Type</b> string</p> <p><b>Properties</b> Nillable</p>
ContactId	<p><b>Type</b> reference</p> <p><b>Properties</b> Nillable</p>
EndTime	<p><b>Type</b> dateTime</p> <p><b>Properties</b> Nillable</p>
EndedBy	<p><b>Type</b> picklist</p> <p><b>Properties</b> Nillable, Restricted picklist</p> <p><b>Description</b> Possible values are:</p> <ul style="list-style-type: none"> <li>• Agent</li> <li>• System</li> <li>• Visitor</li> </ul>
IpAddress	<p><b>Type</b> string</p> <p><b>Properties</b> Nillable</p>
IsChatbotSession	<p><b>Type</b> boolean</p> <p><b>Properties</b> Defaulted on create</p>

Field	Details
LeadId	<p><b>Type</b> reference</p> <p><b>Properties</b> Nillable</p>
LiveChatButtonId	<p><b>Type</b> reference</p> <p><b>Properties</b> Nillable</p>
LiveChatDeploymentId	<p><b>Type</b> reference</p> <p><b>Properties</b> Nillable</p>
LiveChatVisitorId	<p><b>Type</b> reference</p> <p><b>Properties</b> Nillable</p>
Location	<p><b>Type</b> string</p> <p><b>Properties</b> Nillable</p>
MaxResponseTimeOperator	<p><b>Type</b> int</p> <p><b>Properties</b> Nillable</p>
MaxResponseTimeVisitor	<p><b>Type</b> int</p> <p><b>Properties</b> Nillable</p>
Name	<p><b>Type</b> string</p> <p><b>Properties</b> Autonumber, Defaulted on create</p>
OperatorMessageCount	<p><b>Type</b> int</p>

Field	Details
	<b>Properties</b> Nillable
OwnerId	<b>Type</b> reference <b>Properties</b> Nillable
Platform	<b>Type</b> string <b>Properties</b> Nillable
ReferrerUri	<b>Type</b> string <b>Properties</b> Nillable
ReplayId	<b>Type</b> string <b>Properties</b> Nillable
RequestTime	<b>Type</b> dateTime <b>Properties</b> Nillable
ScreenResolution	<b>Type</b> string <b>Properties</b> Nillable
SkillId	<b>Type</b> reference <b>Properties</b> Nillable
StartTime	<b>Type</b> dateTime <b>Properties</b> Nillable

Field	Details
Status	<p><b>Type</b> picklist</p> <p><b>Properties</b> Nillable, Restricted picklist</p> <p><b>Description</b> Possible values are:</p> <ul style="list-style-type: none"><li>• Blocked</li><li>• Completed</li><li>• Dropped</li><li>• InProgress</li><li>• Missed</li><li>• Waiting</li></ul>
SupervisorTranscriptBody	<p><b>Type</b> textarea</p> <p><b>Properties</b> Nillable</p>
UserAgent	<p><b>Type</b> string</p> <p><b>Properties</b> Nillable</p>
VisitorMessageCount	<p><b>Type</b> int</p> <p><b>Properties</b> Nillable</p>
VisitorNetwork	<p><b>Type</b> string</p> <p><b>Properties</b> Nillable</p>

## LiveChatTranscriptEvent

---

Captures specific events that occur over the lifetime of a chat. This object is available in API version 24.0 and later.



## Supported Calls

`create()`, `delete()`, `getDeleted()`, `getUpdated()`, `query()`, `retrieve()`, `undelete()`, `update()`, `upsert()`

## Fields

Field Name	Details
AgentId	<p><b>Type</b> reference</p> <p><b>Properties</b> Create, Filter, Group, Nillable, Sort</p> <p><b>Description</b> The ID of the agent associated with the event.</p>
Detail	<p><b>Type</b> string</p> <p><b>Properties</b> Create, Filter, Group, Nillable, Sort</p> <p><b>Description</b> Details associated with the event.</p>
LastReferencedDate	<p><b>Type</b> date</p> <p><b>Properties</b> Filter, Nillable, Sort, Update</p> <p><b>Description</b> The timestamp for when the current user last viewed a record related to this record.</p>
LastViewedDate	<p><b>Type</b> date</p> <p><b>Properties</b> Filter, Nillable, Sort, Update</p> <p><b>Description</b> The timestamp for when the current user last viewed this record. If this value is null, this record might only have been referenced (<code>LastReferencedDate</code>) and not viewed.</p>
LiveChatTranscriptId	<p><b>Type</b> reference</p> <p><b>Properties</b> Create, Filter, Group, Sort</p>

Field Name	Details
	<p><b>Description</b> The ID of the live chat transcript associated with the event.</p>
Name	<p><b>Type</b> string</p> <p><b>Properties</b> Autonumber, Defaulted on create, Filter, idLookup, Sort</p> <p><b>Description</b> The name of the event.</p>
Time	<p><b>Type</b> dateTime</p> <p><b>Properties</b> Create, Filter, Sort</p> <p><b>Description</b> The time at which the event happened.</p>
Type	<p><b>Type</b> picklist</p> <p><b>Properties</b> Create, Filter, Group, Restricted picklist, Sort</p> <p><b>Description</b> The kind of event that occurred.</p> <ul style="list-style-type: none"> <li>• Accept—Accepted</li> <li>• AgentBlocked—Blocked by Agent</li> <li>• AlertCriticalWaitChat—Critical Wait Alert Time Reached</li> <li>• CancelBlocked—Cancel (Blocked)</li> <li>• CancelNoAgent—Cancel (No Agent)</li> <li>• CancelNoQueue—Cancel (No Queue)</li> <li>• CancelVisitor—Canceled by Visitor</li> <li>• ChasitorIdleTimeout—Visitor Idle Time-Out</li> <li>• ChasitorIdleTimeoutWarningCleared—Visitor Idle Time-Out Warning Cleared</li> <li>• ChasitorIdleTimeoutWarningTriggered—Visitor Idle Time-Out Warning Appeared</li> <li>• ChatRequest—Chat Requested</li> <li>• ChatResumedAfterTransfer—Chat resumed</li> <li>• ChatbotEndChat—Chatbot end chat</li> <li>• ChatbotEndedChatByAction—Conversation ended by automated action</li> </ul>

## Field Name


## Details

- 
- ChatbotEstablished—Accepted by Chatbot
  - ChatbotNotEstablished—Chatbot Request Failed
  - ChoiceRoute—Routed (Choice)
  - ClearCriticalWaitChat—Critical Wait Alert Cleared
  - ConferenceRequest—Chat Conference Requested
  - ConferenceRequestCanceled—Chat Conference Canceled
  - ConferenceRequestDeclined—Chat Conference Declined
  - DeclineManual—Decline (Manual)
  - DeclineTimeout—Decline (Timeout)
  - EndAgent—Ended by Agent
  - EndVisitor—Ended by Visitor
  - Enqueue—Queued
  - FileCanceledAgent—File Transfer Canceled by Agent
  - FileCanceledChasitor—File Transfer Canceled by Visitor
  - FileTransferFailure—File Transfer Failure
  - FileTransferRequested—File Transfer Requested by Agent
  - FileTransferSuccess—File Transfer Success
  - FileTransferToChasitor—File Transfer Initiated by Agent
  - FlagLoweredAgent—Flag Lowered by Agent
  - FlagLoweredSupervisor—Flag Lowered by Supervisor
  - FlagRaised—Flag Raised
  - LeaveAgent—Agent Left
  - LeaveVisitor—Visitor Left
  - OperatorJoinedConference—Agent Joined Conference
  - OperatorLeftConference—Agent Left Conference
  - Other
  - PushAssignment—Routed (Push)
  - SensitiveDataAgent—Sensitive data blocked (Agent)
  - SensitiveDataSupervisor—Sensitive data blocked (Supervisor)
  - SensitiveDataVisitor—Sensitive data blocked (Visitor)
  - Transfer—Transfer Accepted
  - TransferCancelled—Transfer Request Canceled
  - TransferDeclined—Transfer Request Declined
  - TransferRequest—Transfer Requested
  - TransferToBotFailed—Transfer to bot failed
  - TransferToButtonFailed—Transfer to button failed
  - TransferToQueueFailed—Transfer to queue failed
  - TransferredToBot—Transferred to bot

Field Name	Details
	<ul style="list-style-type: none"> <li>• <code>TransferredToButton</code>—Transferred to button</li> <li>• <code>TransferredToQueue</code>—Transferred to queue</li> <li>• <code>TransferredToSbrSkill</code>—Transferred to skill</li> <li>• <code>TransferredToSbrSkillFailed</code>—Transfer to skill failed</li> <li>• <code>Unassigned</code></li> </ul>

## Usage

Use this object to query and manage live chat transcript events.

 **Note:** `LiveChatTranscriptEvent` records are inserted after the chat is closed and the `LiveTranscript` record updated). However, the trigger on the `LiveChatTranscriptEvent` sObject fires separately on each `LiveChatTranscriptEvent` record within the same transaction.

All the `LiveChatTranscriptEvent` records are inserted in a single transaction but one by one. For example, the trigger is executed for each individual record.

```
trigger LCTE on LiveChatTranscriptEvent (before insert) {
    // Trigger.New will have only 1 record at a time and trigger will execute for
    individual record
    for(LiveChatTranscriptEvent l : Trigger.New)
        system.debug(l.Type + '>>' +l.Detail);
}
```

To avoid hitting any governors and limits, design your functionality considering this behavior. You can execute the logic by filtering the records based on the `Type` field of `LiveChatTranscriptEvent`.

## LiveChatTranscriptShare

Represents a sharing entry on a `LiveChatTranscript` object. This object is available in API version 24.0 and later.

## Supported Calls

`create()`, `delete()`, `query()`, `retrieve()` `update()`, `upsert()`

## Fields

The properties available for some fields depend on the default organization-wide sharing settings. The properties listed are true for the default settings of such fields.

Field Name	Details
<code>AccessLevel</code>	<p><b>Type</b> picklist</p> <p><b>Properties</b> Create, Filter, Group, Restricted picklist, Sort, Update</p>

Field Name	Details
	<p><b>Description</b></p> <p>Level of access that the User or Group has to the LiveChatTranscript. The possible values are:</p> <ul style="list-style-type: none"> <li>• Read</li> <li>• Edit</li> <li>• All (This value is not valid for <code>create()</code> or <code>update()</code> calls.)</li> </ul> <p>This value must be set to an access level that is higher than the organization's default access level for live chat transcripts.</p>
ParentId	<p><b>Type</b></p> <p>reference</p> <p><b>Properties</b></p> <p>Create, Filter, Group, Sort</p> <p><b>Description</b></p> <p>ID of the parent object, if any</p>
RowCause	<p><b>Type</b></p> <p>picklist</p> <p><b>Properties</b></p> <p>Filter, Group, Restricted picklist, Sort</p> <p><b>Description</b></p> <p>Reason that this sharing entry exists.</p> <p>You can create a value for this field in API versions 32.0 and later with the correct organization-wide sharing settings.</p> <p>Values may include:</p> <ul style="list-style-type: none"> <li>• Manual—The User or Group has access because a user with "All" access manually shared the LiveChatTranscript with them.</li> <li>• Owner—The User is the owner of the LiveChatTranscript or is in a role above the QuickText owner in the role hierarchy.</li> </ul>
UserOrGroupID	<p><b>Type</b></p> <p>reference</p> <p><b>Properties</b></p> <p>Create, Filter, Group, Sort</p> <p><b>Description</b></p> <p>ID of the User or Group that has been given access to the LiveChatTranscript .</p>

## Usage

This object lets you determine which users and groups can view and edit LiveChatTranscript records owned by other users.

If you attempt to create a new record that matches an existing record, the `create()` call updates any modified fields and returns the existing record.

## LiveChatTranscriptSkill

---

Represents a join between LiveChatTranscript and Skill. This object is available in API version 25.0 and later.

### Supported Calls

`create()`, `delete()`, `getDeleted()`, `getUpdated()`, `query()`, `retrieve()`, `undelete()`, `update()`

### Fields

Field Name	Details
Name	<p><b>Type</b> string</p> <p><b>Properties</b> Autonumber, Defaulted on create, Filter, idLookup, Sort</p> <p><b>Description</b> The name of the transcript.</p>
SkillId	<p><b>Type</b> reference</p> <p><b>Properties</b> Create, Filter, Group, Nillable, Sort</p> <p><b>Description</b> The record ID of the skill.</p>
TranscriptId	<p><b>Type</b> reference</p> <p><b>Properties</b> Create, Filter, Group, Sort</p> <p><b>Description</b> The record ID of the transcript.</p>

### Usage

Use this object to assign a specific skill to a specific transcript for multi-skill routing.

# LiveChatUserConfig

---

Represents a setting that controls the console settings for Chat users. This object is available in API version 24.0 and later.

## Supported Calls

`create()`, `delete()`, `update()`, `query()`, `retrieve()`

## Fields

Field Name	Details
<code>AutoGreeting</code>	<p><b>Type</b> textarea</p> <p><b>Properties</b> Create, Nillable</p> <p><b>Description</b> The text that is automatically sent from an agent to a visitor when a chat session starts.</p>
<code>Capacity</code>	<p><b>Type</b> int</p> <p><b>Properties</b> Create, Filter, Group, Nillable, Sort</p> <p><b>Description</b> Limits the number of active chat session an agent can engage in.</p>
<code>CriticalWaitTime</code>	<p><b>Type</b> int</p> <p><b>Properties</b> Create, Filter, Group, Nillable, Sort</p> <p><b>Description</b> The amount of time before a chat flashes to alert an agent to answer it.</p>
<code>CustomAgentName</code>	<p><b>Type</b> string</p> <p><b>Properties</b> Create, Filter, Group, Nillable, Sort</p> <p><b>Description</b> The custom name of the agent associated with the Live Agent configuration.</p>
<code>DeveloperName</code>	<p><b>Type</b> string</p>

## Field Name

## Details

**Properties**

Create, Filter, Group, Nillable, Sort

**Description**

The unique name of the object in the API. This name can contain only underscores and alphanumeric characters, and must be unique in your org. It must begin with a letter, not include spaces, not end with an underscore, and not contain two consecutive underscores. In managed packages, this field prevents naming conflicts on package installations. With this field, a developer can change the object's name in a managed package and the changes are reflected in a subscriber's organization.



**Note:** When creating large sets of data, always specify a unique `DeveloperName` for each record. If no `DeveloperName` is specified, performance may slow while Salesforce generates one for each record.

---

HasLogoutSound

**Type**

boolean

**Properties**

Create, Defaulted on create, Filter, Group, Sort

**Description**

Determines whether a sound plays when an agent logs out of the console.

---

HasNotifications

**Type**

boolean

**Properties**

Create, Defaulted on create, Filter, Group, Sort

**Description**

Determines whether desktop notifications are enabled for the configuration. Available in API version 25.0 and later.

---

HasRequestSound

**Type**

boolean

**Properties**

Create, Defaulted on create, Filter, Group, Sort

**Description**

Determines whether a sound plays when a chat request comes in.

---

HasSneakPeek

**Type**

boolean

**Properties**

Create, Defaulted on create, Filter, Group, Sort

---



Field Name	Details
	<p><b>Description</b> Determines whether an agent sees a real-time preview of the messages a visitor types.</p>
IsAutoAwayOnDecline	<p><b>Type</b> boolean</p> <p><b>Properties</b> Create, Defaulted on create, Filter, Group, Sort</p> <p><b>Description</b> Determines whether agents' status is automatically changed to Away when they decline a chat request. Available in API version 26.0 and later.</p>
Language	<p><b>Type</b> picklist</p> <p><b>Properties</b> Create, Filter, Group, Nillable, Restricted picklist, Sort</p> <p><b>Description</b> The language of the configuration.</p>
MasterLabel	<p><b>Type</b> string</p> <p><b>Properties</b> Create, Filter, Group, Sort</p> <p><b>Description</b> The name of the configuration.</p>
OptionsHasAgentFileTransfer	<p><b>Type</b> boolean</p> <p><b>Properties</b> Create, Filter</p> <p><b>Description</b> Determines whether agents can initiate a file transfer from a chat customer. Available in API version 31.0 and later.</p>
OptionsHasAgentSneakPeek	<p><b>Type</b> boolean</p> <p><b>Properties</b> Create, Filter</p> <p><b>Description</b> Determines whether Sneak Peek is enabled for agents. Available in API version 29.0 and later.</p>

Field Name	Details
OptionsHasAssistanceFlag	<p><b>Type</b> boolean</p> <p><b>Properties</b> Create, Filter</p> <p><b>Description</b> Determines whether assistance flags are enabled for agents. Available in API version 29.0 and later.</p>
OptionsHasChatConferencing	<p><b>Type</b> boolean</p> <p><b>Properties</b> Create, Filter</p> <p><b>Description</b> Determines whether agents can invite other agents into a customer chat. Available in API version 34.0 and later.</p>
OptionsHasChatMonitoring	<p><b>Type</b> boolean</p> <p><b>Properties</b> Create, Filter</p> <p><b>Description</b> Determines whether supervisors can view agents' ongoing chats. Available in API version 29.0 and later.</p>
OptionsHasChatTransferToAgent	<p><b>Type</b> boolean</p> <p><b>Properties</b> Create, Filter</p> <p><b>Description</b> Specifies whether an agent can transfer a chat directly to another agent. Available in API version 36.0 and later.</p>
OptionsHasChatTransferToButton	<p><b>Type</b> boolean</p> <p><b>Properties</b> Create, Filter</p> <p><b>Description</b> Specifies whether an agent can transfer a chat to an agent assigned to a particular chat button. Available in API version 36.0 and later.</p>
OptionsHasChatTransferToSkill	<p><b>Type</b> boolean</p>

Field Name	Details
	<p><b>Properties</b> Create, Filter</p> <p><b>Description</b> Specifies whether an agent can transfer a chat to agents assigned to a particular skill. Available in API version 36.0 and later.</p>
OptionsHasVisitorBlocking	<p><b>Type</b> boolean</p> <p><b>Properties</b> Create, Filter</p> <p><b>Description</b> Determines whether an agent has the ability to block troublesome visitors by IP address. Available in API version 34.0 and later.</p>
OptionsHasWhisperMessage	<p><b>Type</b> boolean</p> <p><b>Properties</b> Create, Filter</p> <p><b>Description</b> Determines whether supervisors can send private messages to agents within an agent's chat with a customer. Available in API version 29.0 and later.</p>
OptionsIsAutoAwayOnPushTimeout	<p><b>Type</b> boolean</p> <p><b>Properties</b> Create, Filter</p> <p><b>Description</b> Determines whether an agent's status automatically changes to Away if the agent doesn't respond to a chat request within the specified push time-out limit. Available in API version 34.0 and later.</p>
SupervisorDefaultAgentStatus	<p><b>Type</b> picklist</p> <p><b>Properties</b> Create, Filter, Group, Nillable, Restricted picklist, Sort</p> <p><b>Description</b> The default agent status by which to filter agents in the Agent Status list in the supervisor panel.</p>
SupervisorDefaultButtonId	<p><b>Type</b> picklist</p>

Field Name	Details
	<p><b>Properties</b> Create, Filter, Group, Nillable, Restricted picklist, Sort</p> <p><b>Description</b> The default button ID by which to filter agents in the Agent Status list in the supervisor panel.</p>
SupervisorDefaultSkillId	<p><b>Type</b> picklist</p> <p><b>Properties</b> Create, Filter, Group, Nillable, Restricted picklist, Sort</p> <p><b>Description</b> The default skill ID by which to filter agents in the Agent Status list in the supervisor panel.</p>

## Usage

Use this object to query and manage agent configurations in Chat.

## LiveChatUserConfigProfile

Represents a join between LiveChatUserConfig and Profile. This object is available in API version 24.0 and later.

## Supported Calls

`create()`, `delete()`, `query()`, `retrieve()`

## Fields

Field Name	Details
LiveChatUserConfigId	<p><b>Type</b> reference</p> <p><b>Properties</b> Create, Filter, Group, Sort</p> <p><b>Description</b> The record ID of the agent configuration</p>
ProfileId	<p><b>Type</b> reference</p> <p><b>Properties</b> Create, Filter, Group, Sort</p>

**Field Name****Details****Description**

The record ID of the profile

## Usage

Use this object to assign specific agent configurations to specific user profiles.

## LiveChatUserConfigUser

Represents a join between Live Chat User Config and User. This object is available in API version 24.0 and later.

## Supported Calls

`create()`, `delete()`, `query()`, `retrieve()`

## Fields

**Field Name****Details**

LiveChatUserConfigId

**Type**

reference

**Properties**

Create, Filter, Group, Sort

**Description**

The record ID of the agent configuration

UserId

**Type**

reference

**Properties**

Create, Filter, Group, Nillable, Sort

**Description**

The record ID of the user

## Usage

Use this object to assign specific agent configurations to specific users.

## LiveChatVisitor

Represents a website visitor who has started or tried to start a chat session. This object is available in API version 24.0 and later.

## Supported Calls

`create()`, `delete()`, `getDeleted()`, `getUpdated()`, `query()`, `retrieve()`, `undelete()`, `update()`, `upsert()`

## Fields

Field Name	Details
<code>LastReferencedDate</code>	<p><b>Type</b> date</p> <p><b>Properties</b> Filter, Nillable, Sort, Update</p> <p><b>Description</b> The timestamp for when the current user last viewed a record related to this record.</p>
<code>LastViewedDate</code>	<p><b>Type</b> date</p> <p><b>Properties</b> Filter, Nillable, Sort, Update</p> <p><b>Description</b> The timestamp for when the current user last viewed this record. If this value is null, this record might only have been referenced (<code>LastReferencedDate</code>) and not viewed.</p>
<code>Name</code>	<p><b>Type</b> string</p> <p><b>Properties</b> Autonumber, Defaulted on create, Filter, Sort</p> <p><b>Description</b> The name of the visitor</p>
<code>SessionKey</code>	<p><b>Type</b> string</p> <p><b>Properties</b> Filter, Group, Nillable, Sort</p> <p><b>Description</b> The session key used to uniquely identify the visitor</p>

## Usage

Use this object to query and manage live chat visitors.

## Location

---

Represents a warehouse, service vehicle, work site, or other element of the region where your team performs field service work.

### Supported Calls


`create()`, `delete()`, `describeLayout()`, `describeSObjects()`, `getDeleted()`, `getUpdated()`, `query()`, `retrieve()`, `search()`, `undelete()`, `update()`, `upsert()`

### Special Access Rules

Field Service Lightning must be enabled.

### Fields

Field Name	Details
CloseDate	<p><b>Type</b> date</p> <p><b>Properties</b> Create, Filter, Group, Nillable, Sort, Update</p> <p><b>Description</b> Date the location closed or went out of service.</p>
ConstructionEndDate	<p><b>Type</b> date</p> <p><b>Properties</b> Create, Filter, Group, Nillable, Sort, Update</p> <p><b>Description</b> Date construction ended at the location.</p>
ConstructionStartDate	<p><b>Type</b> date</p> <p><b>Properties</b> Create, Filter, Group, Nillable, Sort, Update</p> <p><b>Description</b> Date construction began at the location.</p>
Description	<p><b>Type</b> string</p> <p><b>Properties</b> Create, Filter, Group, Nillable, Sort, Update</p>

Field Name	Details
	<p><b>Description</b> A brief description of the location.</p>
DrivingDirections	<p><b>Type</b> string</p> <p><b>Properties</b> Create, Filter, Nillable, Sort, Update</p> <p><b>Description</b> Directions to the location.</p>
IsInventoryLocation	<p><b>Type</b> boolean</p> <p><b>Properties</b> Create, Defaulted on create, Filter, Group, Sort, Update</p> <p><b>Description</b> Indicates whether the location stores parts.</p> <p> <b>Note:</b> This field must be selected if you want to associate the location with product items.</p>
IsMobile	<p><b>Type</b> boolean</p> <p><b>Properties</b> Create, Defaulted on create, Filter, Group, Sort, Update</p> <p><b>Description</b> Indicates whether the location moves. For example, a truck or tool box.</p>
LastReferencedDate	<p><b>Type</b> dateTime</p> <p><b>Properties</b> Filter, Nillable, Sort</p> <p><b>Description</b> The date when the location was last modified. Its label in the user interface is <code>Last Modified Date</code>.</p>
LastViewedDate	<p><b>Type</b> dateTime</p> <p><b>Properties</b> Filter, Nillable, Sort</p> <p><b>Description</b> The date the location was last viewed.</p>



Field Name	Details
Latitude	<p><b>Type</b> double</p> <p><b>Properties</b> Create, Filter, Nillable, Sort, Update</p> <p><b>Description</b> The latitude of the location.</p>
Location	<p><b>Type</b> location</p> <p><b>Properties</b> Nillable</p> <p><b>Description</b> The geographic location.</p>
LocationLevel	<p><b>Type</b> int</p> <p><b>Properties</b> Filter, Group, Nillable, Sort</p> <p><b>Description</b> The location's position in a location hierarchy. If the location has no parent or child locations, its level is 1. Locations that belong to a hierarchy have a level of 1 for the root location, 2 for the child locations of the root location, 3 for their children, and so forth.</p>
LocationType	<p><b>Type</b> picklist</p> <p><b>Properties</b> Create, Defaulted on create, Filter, Group, Sort, Update</p> <p><b>Description</b> Picklist of location types. The values are:</p> <ul style="list-style-type: none"> <li>• Warehouse (default)</li> <li>• Site</li> <li>• Van</li> <li>• Plant</li> </ul>
Longitude	<p><b>Type</b> double</p> <p><b>Properties</b> Create, Filter, Nillable, Sort, Update</p> <p><b>Description</b> The longitude of the location.</p>


Field Name	Details
Name	<p><b>Type</b> string</p> <p><b>Properties</b> Create, Filter, Group, Sort, Update</p> <p><b>Description</b> The name of the location. For example, Service Van #4.</p>
OpenDate	<p><b>Type</b> date</p> <p><b>Properties</b> Create, Filter, Group, Nillable, Sort, Update</p> <p><b>Description</b> Date the location opened or came into service.</p>
OwnerId	<p><b>Type</b> reference</p> <p><b>Properties</b> Create, Defaulted on create, Filter, Group, Sort, Update</p> <p><b>Description</b> The location's owner or driver.</p>
ParentLocationId	<p><b>Type</b> reference</p> <p><b>Properties</b> Create, Filter, Group, Nillable, Sort, Update</p> <p><b>Description</b> The location's parent location. For example, if vans are stored at a warehouse when not in service, the warehouse is the parent location.</p>
PossessionDate	<p><b>Type</b> date</p> <p><b>Properties</b> Create, Filter, Group, Nillable, Sort, Update</p> <p><b>Description</b> The date the location was purchased.</p>
RemodelEndDate	<p><b>Type</b> date</p> <p><b>Properties</b> Create, Filter, Group, Nillable, Sort, Update</p>

Field Name	Details
	<p><b>Description</b> Date remodel construction ended at the location.</p>
RemodelStartDate	<p><b>Type</b> date</p> <p><b>Properties</b> Create, Filter, Group, Nillable, Sort, Update</p> <p><b>Description</b> Date remodel construction ended at the location.</p>
RootLocationId	<p><b>Type</b> reference</p> <p><b>Properties</b> Filter, Group, Nillable, Sort</p> <p><b>Description</b> (Read Only) The top-level location in the location's hierarchy.</p>
TimeZone	<p><b>Type</b> picklist</p> <p><b>Properties</b> Create, Filter, Group, Nillable, Restricted picklist, Sort, Update</p> <p><b>Description</b> Picklist of available time zones.</p>
VisitorAddressId	<p><b>Type</b> reference</p> <p><b>Properties</b> Create, Filter, Group, Nillable, Sort, Update</p> <p><b>Description</b> Lookup to an account's or client's address.</p>

## Usage

To track your inventory in Salesforce, create product items, which represent the stock of a particular product a particular location. For example, create a product item that represents the 500 bolts you have in stock at your Warehouse A location. Each product item must be associated with a location.

To get a more granular picture of your field service operation, associate locations with service territories. For example, if a warehouse is located in a particular service territory, add it as a service territory location.

 **Important:** "Location" in Salesforce can also refer to the geolocation compound field found on many standard objects. When referencing the Location object in your Apex code, always use `Schema.Location` instead of `Location` to prevent confusion

with the standard Location compound field. If referencing both the Location object and the Location field in the same snippet, you can differentiate between the two by using `System.Location` for the field and `Schema.Location` for the object.

## Associated Objects

This object has the following associated objects. Unless noted, they are available in the same API version as this object.

### LocationFeed

Feed tracking is available for the object.

### LocationHistory

History is available for tracked fields of the object.

### LocationOwnerSharingRule

Sharing rules are available for the object.

### LocationShare

Sharing is available for the object.

## LoginEvent

---

The documentation has moved to [LoginEvent](#) in the *Platform Events Developer Guide*.

## LoginGeo

---

Represents the geographic location of the user's IP address for a login event. Due to the nature of geolocation technology, the accuracy of geolocation fields (for example, country, city, postal code) may vary. This object is available in API version 34.0 and later.

## Supported Calls

`describeSObjects()`, `query()`, `retrieve()`

## Special Access Rules

Only users with Manage Users permissions can access this object.

## Fields

Field	Details
City	<p><b>Type</b> string</p> <p><b>Properties</b> Filter, Group, Nillable, Sort</p> <p><b>Description</b> The city where the user's IP address is physically located. This value is not localized.</p>

Field	Details
Country	<p><b>Type</b> string</p> <p><b>Properties</b> Filter, Group, Nillable, Sort</p> <p><b>Description</b> The country where the user's IP address is physically located. This value is not localized.</p>
CountryIso	<p><b>Type</b> string</p> <p><b>Properties</b> Filter, Group, Nillable, Sort</p> <p><b>Description</b> The ISO 3166 code for the country where the user's IP address is physically located. For more information, see <a href="#">Country Codes - ISO 3166</a></p>
Latitude	<p><b>Type</b> double</p> <p><b>Properties</b> Filter, Nillable, Sort</p> <p><b>Description</b> The latitude where the user's IP address is physically located.</p>
LoginTime	<p><b>Type</b> dateTime</p> <p><b>Properties</b> Filter, Sort</p> <p><b>Description</b> Time of the login attempt, in GMT time zone.</p>
Longitude	<p><b>Type</b> double</p> <p><b>Properties</b> Filter, Nillable, Sort</p> <p><b>Description</b> The longitude where the user's IP address is physically located.</p>
PostalCode	<p><b>Type</b> string</p> <p><b>Properties</b> Filter, Group, Nillable, Sort</p>

Field	Details
	<p><b>Description</b></p> <p>The postal code where the user's IP address is physically located. This value is not localized.</p>
Subdivision	<p><b>Type</b></p> <p>string</p> <p><b>Properties</b></p> <p>Filter, Group, Nillable, Sort</p> <p><b>Description</b></p> <p>The name of the subdivision where the user's IP address is physically located. In the U.S., this value is usually the state name (for example, Pennsylvania). This value is not localized.</p>

## Usage

The API allows you to do many powerful queries. A few examples are:

Sample Query	Query String
Query showing the country for a login event, where Id>LoginGeoId from AuthSession	<code>SELECT Country FROM LoginGeo WHERE Id = 'OLE#####'</code>
Query showing the city and postal code for a login event, where Id>LoginGeoId from LoginHistory	<code>SELECT City, PostalCode FROM LoginGeo WHERE Id = 'OSO#####'</code>

## LoginHistory

Represents the login history for all successful and failed login attempts for organizations and enabled portals. This object is available in API version 21.0 and later.

## Supported Calls

`describeSObjects()`, `query()`, `retrieve()`

## Special Access Rules

With one exception, only users with Manage Users permissions can access this object. The exception is that, in API version 37.0 and later, all users can retrieve their own login history records.

## Fields

Field	Details
ApiType	<p><b>Type</b> string</p> <p><b>Properties</b> Group, Nillable, Sort</p> <p><b>Description</b> Indicates the API type, for example Soap Enterprise. Label is <b>API Type</b>.</p>
APIVersion	<p><b>Type</b> string</p> <p><b>Properties</b> Group, Nillable, Sort</p> <p><b>Description</b> Displays the API version used by the client. Label is <b>API Version</b>.</p>
Application	<p><b>Type</b> string</p> <p><b>Properties</b> Group, Nillable, Sort</p> <p><b>Description</b> The application used to access the organization. Label is <b>Application</b>.</p>
AuthenticationServiceId	<p><b>Type</b> reference</p> <p><b>Properties</b> Filter, Group, Nillable, Sort</p> <p><b>Description</b> The 18-character ID for an authentication service for a login event. For example, you can use this field to identify the SAML or authentication provider configuration with which the user logged in. This field is available in API version 34.0 and later. Label is <b>Authentication Service Id</b>.</p>
Browser	<p><b>Type</b> string</p> <p><b>Properties</b> Group, Nillable, Sort</p> <p><b>Description</b> The current browser version. Label is <b>Browser</b>.</p>
CipherSuite	<p><b>Type</b> picklist</p>

Field	Details
	<p><b>Properties</b> Filter, Group, Nillable, Restricted picklist, Sort</p> <p><b>Description</b> The TLS cipher suite used for the login. Values are OpenSSL-style cipher suite names, with hyphen delimiters. For more information, see <a href="#">OpenSSL Cryptography and SSL/TLS Toolkit</a>. This field is available in API version 37.0 and later.</p>
ClientVersion	<p><b>Type</b> string</p> <p><b>Properties</b> Group, Nillable, Sort</p> <p><b>Description</b> Version of the API client. Label is <b>Client Version</b>.</p>
CountryIso	<p><b>Type</b> string</p> <p><b>Properties</b> Filter, Group, Nillable, Sort</p> <p><b>Description</b> The ISO 3166 code for the country where the user's IP address is physically located. For more information, see <a href="#">Country Codes - ISO 3166</a>. This field is available in API version 37.0 and later.</p>
LoginGeoId	<p><b>Type</b> reference</p> <p><b>Properties</b> Filter, Group, Nillable, Sort</p> <p><b>Description</b> The 18-character ID for the record of the geographic location of the user for a successful or unsuccessful login event. The accuracy of geolocation fields like country, city, or postal code can vary because of the nature of the technology. This field is available in API version 34.0 and later.</p>
LoginTime	<p><b>Type</b> dateTime</p> <p><b>Properties</b> Filter, Sort</p> <p><b>Description</b> Time zone is based on GMT. Label is <b>Login Time</b>.</p>
LoginType	<p><b>Type</b> picklist</p>



## Field

## Details

**Properties**

Filter, Group, Restricted picklist, Sort

**Description**

The type of login used to access the session.

- AppExchange
- Application (username and password login)
- Certificate (certificate-based authentication)
- ChatterCommunityPortalUnPwd (username and password login to Chatter community)
- ChatterCommunityThirdPartySso (single sign-on to Chatter community)
- EmployeeLoginToCommunity (internal username and password login to community)
- LightningLogin
- NetworksPortalApiOnly (API login to community)
- Oauth, Remote Access Client (OAuth 1.0 authorization)
- Oauth2, Remote Access 2.0 (OAuth 2.0 authorization)
- Partner (username and password login to partner portal)
- PasswordlessLogin (external user passwordless login)
- Portal (username and password login to portal)
- PrmPortalThirdPartySso (single sign-on to Partner Relationship Management (PRM) portal)
- PortalThirdPartySso (single sign-on to portal)
- PrmPortal (username and password login to PRM portal)
- Saml (SAML 1.1 login)
- SamlChatterNetworks (SAML login to community)
- SamlCspPortal (SAML login to Customer Service Portal (CSP))
- SamlPrmPortal (SAML login to PRM portal)
- SamlSite (SAML login to site)
- Saml2 (SAML 2.0 login)
- SelfService (username and password login to Self-Service portal)
- ThirdPartySso (authentication provider login)

Label is **Login Type**.

## LoginUrl

**Type**

string

**Properties**

Filter, Group, Nillable, Sort

**Description**

URL from which the login request is coming. Label is **Login URL**.

Field	Details
NetworkId	<p><b>Type</b> reference</p> <p><b>Properties</b> Filter, Group, Nillable, Sort</p> <p><b>Description</b> The ID of the community that the user is logging in to. This field is available in API version 31.0 and later, if Salesforce Communities are enabled for your organization.</p>
OptionsIsGet	<p><b>Type</b> boolean</p> <p><b>Properties</b> Filter</p> <p><b>Description</b> The HTTP method used for the session login is a GET request.</p>
OptionsIsPost	<p><b>Type</b> boolean</p> <p><b>Properties</b> Filter</p> <p><b>Description</b> The HTTP method used for the session login is a POST request.</p>
Platform	<p><b>Type</b> string</p> <p><b>Properties</b> Group, Nillable, Sort</p> <p><b>Description</b> Operating system on the login machine. Label is <b>Platform</b>.</p>
SourceIp	<p><b>Type</b> string</p> <p><b>Properties</b> Filter, Group, Nillable, Sort</p> <p><b>Description</b> IP address of the machine from which the login request is coming. The address can be an IPv4 or IPv6 address in API version 23.0 or later. In API version 22.0 or earlier, the address is an IPv4 address, and IPv6 addresses are null. Label is <b>Source IP</b>.</p>
Status	<p><b>Type</b> string</p> <p><b>Properties</b> Group, Nillable, Sort</p>

Field	Details
	<p><b>Description</b></p> <p>Displays the status of the attempted login. Status is either success or a reason for failure. Label is <b>Status</b>.</p>
TlsProtocol	<p><b>Type</b></p> <p>picklist</p> <p><b>Properties</b></p> <p>Filter, Group, Nillable, Restricted picklist, Sort</p> <p><b>Description</b></p> <p>The TLS protocol used for the login. Possible values are:</p> <ul style="list-style-type: none"> <li>• TLS 1.0</li> <li>• TLS 1.1</li> <li>• TLS 1.2</li> <li>• TLS 1.3</li> <li>• Unknown</li> </ul> <p>This field is available in API version 37.0 and later.</p>
UserId	<p><b>Type</b></p> <p>reference</p> <p><b>Properties</b></p> <p>Filter, Group, Nillable, Sort</p> <p><b>Description</b></p> <p>ID of the user logging in. Label is <b>User ID</b>.</p>

## Usage

Not all fields are filterable. You can only filter on the following fields:

- AuthenticationServiceId
- CipherSuite
- CountryIso
- Id
- LoginTime
- LoginType
- LoginUrl
- NetworkId
- OptionsIsGet
- OptionsIsPost
- TlsProtocol
- UserId

The API allows you to do many powerful queries. A few examples are:

Sample Query	Query String
Simple query showing UserId & LoginTime for each user	<code>SELECT UserId, LoginTime from LoginHistory;</code>
Query showing logins only after a specified date and time	<code>SELECT UserId, LoginTime from LoginHistory WHERE LoginTime &gt; 2010-09-20T22:16:30.000Z;</code>
Query showing logins for a specific time interval	<code>SELECT UserId, LoginTime from LoginHistory WHERE LoginTime &gt; 2010-09-20T22:16:30.000Z AND LoginTime &lt; 2010-09-21T22:16:30.000Z;</code>
Query showing the authentication service for a SAML login event, where Id=AuthenticationServiceId from LoginHistory	<code>SELECT name, issuer, samlVersion FROM SamlSsoConfig WHERE Id = 'OLE#####'</code>
Query showing the authentication service for an authentication provider login event, where Id=AuthenticationServiceId from LoginHistory	<code>SELECT Type, DeveloperName FROM AuthProvider WHERE Id = 'OSO#####'</code>

## LoginIp

Represents a validated IP address. This object is available in version 28.0 and later.

## Supported Calls

`describeSObjects()`, `delete()`, `query()`, `retrieve()`

## Fields

Field	Details
ChallengeMethod	<p><b>Type</b> picklist</p> <p><b>Properties</b> Filter, Group, Nillable, Restricted picklist, Sort</p> <p><b>Description</b> The challenge method used to confirm the user's identity. Possible values include the following.</p> <ul style="list-style-type: none"> <li>• Email</li> <li>• SMS</li> <li>• TOTP_CHOICE: The user chooses two-factor authentication.</li> <li>• TOTP_ONLY: The user is required to use two-factor authentication.</li> </ul>

Field	Details
ChallengeSentDate	<p><b>Type</b> dateTime</p> <p><b>Properties</b> Filter, Nillable, Sort</p> <p><b>Description</b> The date and time that the user was authenticated.</p>
IsAuthenticated	<p><b>Type</b> boolean</p> <p><b>Properties</b> Defaulted on create, Filter, Group, Sort</p> <p><b>Description</b> If <code>true</code>, the user has already been authenticated.</p>
SourceIp	<p><b>Type</b> string</p> <p><b>Properties</b> Filter, Group, Nillable, Sort</p> <p><b>Description</b> The IP address the user logged in from.</p>
UsersId	<p><b>Type</b> reference</p> <p><b>Properties</b> Filter, Group, Sort</p> <p><b>Description</b> The ID of the user associated with this item.</p>

## Usage

At every login, the IP address of the login request is checked against the validated IP addresses using `LoginIp`. A match means the login IP address is a known IP address. If there's no match, the address is unknown, and the user is asked to confirm their identity.

## LogoutEventStream

---

The documentation has moved to [LogoutEventStream](#) in the *Platform Events Developer Guide*.

## LookedUpFromActivity

---

This read-only object is displayed as a related list on an activity record (an event or a task); the list contains records that have custom lookup relationships from the activity to another object. This object is not queryable.

### Supported Calls

`describeSObjects()`

### Fields

Field Name	Details
<code>AccountId</code>	<p><b>Type</b> reference</p> <p><b>Properties</b> Filter, Group, Nillable, Sort</p> <p><b>Description</b> Indicates the ID of the related account, which is determined as follows:</p> <ul style="list-style-type: none"> <li>• The account associated with the <code>whatId</code>, if it exists; or</li> <li>• The account associated with the <code>whoId</code>, if it exists; otherwise</li> <li>• <code>null</code></li> </ul> <p>For information on IDs, see <a href="#">Field Types</a></p>
<code>ActivityDate</code>	<p><b>Type</b> date</p> <p><b>Properties</b> Filter, Group, Nillable, Sort</p> <p><b>Description</b> Indicates one of the following:</p> <ul style="list-style-type: none"> <li>• The due date of a task</li> <li>• The date of an event if <code>IsAllDayEvent</code> is set to <code>true</code></li> </ul> <p>This field has a time stamp that is always set to midnight in the Universal Time Coordinated (UTC) time zone. The time stamp doesn't represent the time of the activity; don't attempt to alter it to accommodate time zone differences. Label is <code>Date</code>.</p>
<code>ActivityDateTime</code>	<p><b>Type</b> dateTime</p> <p><b>Properties</b> Aggregate, Filter, Nillable, Sort</p>

**Field Name****Details****Description**

Contains the event's due date if the `IsAllDayEvent` flag is set to `false`. The time portion of this field is always transferred in the Coordinated Universal Time (UTC) time zone. Translate the time portion to or from a local time zone for the user or the application, as appropriate. Label is **Due Date Time**.

The value for this field and `StartDateTime` must match, or one of them must be `null`.

**ActivitySubtype****Type**

picklist

**Properties**

Filter, Group, Nillable, Restricted picklist, Sort

**Description**

Provides standard subtypes to facilitate creating and searching for specific activity subtypes. This field isn't updateable.

`ActivitySubtype` values:

- Task
- Email
- Call
- Event
- List Email

**ActivityType****Type**

picklist

**Properties**

Filter, Group, Nillable, Sort

**Description**

Represents one of the following values: `Call`, `Email`, `Meeting`, or `Other`. Label is `Type`. These are default values, and can be changed.

`ActivityType` is the union of `TaskType` and `EventType`. If the same activity appears in both dynamic picklists, duplicate activities appear.

`TaskType` and `EventType` can each have a `Call` type. Internally, they are distinct from each other.

**CallDisposition****Type**

string

**Properties**

Filter, Group, Nillable, Sort

**Description**

Represents the result of a given call; for example, "we'll call back," or "call unsuccessful." Limit is 255 characters.

Field Name	Details
CallDurationInSeconds	<p><b>Type</b> int</p> <p><b>Properties</b> Filter, Group, Nillable, Sort</p> <p><b>Description</b> Duration of the call in seconds.</p>
CallObject	<p><b>Type</b> string</p> <p><b>Properties</b> Filter, Group, Nillable, Sort</p> <p><b>Description</b> Name of a call center. Limit is 255 characters.</p>
CallType	<p><b>Type</b> picklist</p> <p><b>Properties</b> Filter, Group, Nillable, Restricted picklist, Sort</p> <p><b>Description</b> The type of call being answered: Inbound, Internal, or Outbound.</p>
Description	<p><b>Type</b> textarea</p> <p><b>Properties</b> Nillable</p> <p><b>Description</b> Contains a description of the event or task. Limit is 32 KB.</p>
DurationInMinutes	<p><b>Type</b> int</p> <p><b>Properties</b> Filter, Group, Nillable, Sort</p> <p><b>Description</b> Indicates the duration of the event or task.</p>
EndDateTime	<p><b>Type</b> dateTime</p> <p><b>Properties</b> Filter, Nillable, Sort</p>



**Field Name****Details****Description**

Indicates the end date and time of the event or task. Available in versions 27.0 and later. This field is optional, depending on the following:

- If `IsAllDayEvent` is true, you can supply a value for either `DurationInMinutes` or `EndTime`. Supplying values in both fields is allowed if the values add up to the same amount of time. If both fields are `null`, the duration defaults to one day.
- If `IsAllDayEvent` is false, a value must be supplied for either `DurationInMinutes` or `EndTime`. Supplying values in both fields is allowed if the values add up to the same amount of time.

IsAllDayEvent

**Type**

boolean

**Properties**

Defaulted on create, Filter, Group, Sort

**Description**

If the value of this field is set to `true`, then the activity is an event spanning a full day, and the `ActivityDate` defines the date of the event. If the value of this field is set to `false`, then the activity may be an event spanning less than a full day, or it may be a task. Label is `All-Day Event`.

IsClosed

**Type**

boolean

**Properties**

Defaulted on create, Filter, Group, Sort

**Description**

Indicates whether a task is closed; value is always `false`. This field is set indirectly by setting `Status` on the task—each picklist value has a corresponding `IsClosed` value. Label is `Closed`.

IsHighPriority

**Type**

boolean

**Properties**

Defaulted on create, Filter, Group, Sort

**Description**

Indicates a high-priority task. This field is derived from the `Priority` field.

IsReminderSet

**Type**

boolean

**Properties**

Defaulted on create, Filter, Group, Sort

Field Name	Details
	<p><b>Description</b> Indicates whether a reminder is set for an activity (<code>true</code>) or not (<code>false</code>).</p>
IsTask	<p><b>Type</b> boolean</p> <p><b>Properties</b> Defaulted on create, Filter, Group, Sort</p> <p><b>Description</b> If the value of this field is set to <code>true</code>, then the activity is a task; if the value is set to <code>false</code>, then the activity is an event. Label is <code>Task</code>.</p>
IsVisibleInSelfService	<p><b>Type</b> boolean</p> <p><b>Properties</b> Defaulted on create, Filter, Group, Sort</p> <p><b>Description</b> If the value of this field is set to <code>true</code>, then the activity can be viewed in the self-service portal. Label is <code>Visible in Self-Service</code>.</p>
Location	<p><b>Type</b> string</p> <p><b>Properties</b> Filter, Group, Nillable, Sort</p> <p><b>Description</b> If the activity is an event, then this field represents the location of the event. If the activity is a task, then the value is <code>null</code>.</p>
OwnerId	<p><b>Type</b> reference</p> <p><b>Properties</b> Filter, Group, Nillable, Sort</p> <p><b>Description</b> Indicates the ID of the user or group who owns the activity.</p>
Priority	<p><b>Type</b> picklist</p> <p><b>Properties</b> Defaulted on create, Filter, Group, Nillable, Sort</p> <p><b>Description</b> Indicates the priority of a task, such as high, normal, or low.</p>

Field Name	Details
ReminderDateTime	<p><b>Type</b> dateTime</p> <p><b>Properties</b> Filter, Nillable, Sort</p> <p><b>Description</b> Represents the time at which a reminder is scheduled to fire if <code>IsReminderSet</code> is set to <code>true</code>. If <code>IsReminderSet</code> is set to <code>false</code>, then either the user has deselected the reminder checkbox in the user interface or the reminder has already fired at the time indicated by the value.</p>
StartDateTime	<p><b>Type</b> dateTime</p> <p><b>Properties</b> Filter, Nillable, Sort</p> <p><b>Description</b> Indicates the start date and time of the event. Available in versions 13.0 and later. The <code>StartDateTime</code> field contains the event start date.  However, if the event's <code>IsAllDayEvent</code> flag is set to <code>true</code> (indicating an all-day event), then the time stamp in the <code>StartDateTime</code> field is always set to midnight in the Coordinated Universal Time (UTC) time zone. Don't attempt to alter the time stamp to account for any time zone differences.  If the event's <code>IsAllDayEvent</code> flag is set to <code>false</code>, then you must translate the time portion of the time stamp in the <code>StartDateTime</code> field to or from a local time zone for the user or the application, as appropriate, and the translation must be in the Coordinated Universal Time (UTC) time zone.  If this field has a value, then <code>ActivityDate</code> and <code>ActivityDateTime</code> either must be <code>null</code> or must match the value of this field.</p>
Status	<p><b>Type</b> picklist</p> <p><b>Properties</b> Defaulted on create, Filter, Group, Nillable, Sort</p> <p><b>Description</b> Indicates the current status of a task, such as in progress or complete. Each predefined status field sets a value for <code>IsClosed</code>.</p>
Subject	<p><b>Type</b> combobox</p> <p><b>Properties</b> Filter, Nillable, Sort</p> <p><b>Description</b> Contains the subject of the task or event.</p>

Field Name	Details
WhatId	<p><b>Type</b> reference</p> <p><b>Properties</b> Filter, Group, Nillable, Sort</p> <p><b>Description</b> The <code>whatId</code> represents nonhuman objects such as accounts, opportunities, campaigns, cases, or custom objects. <code>whatIds</code> are polymorphic. Polymorphic means a <code>WhatId</code> is equivalent to the ID of a related object. The label is <code>Related To ID</code>.</p>
WhoId	<p><b>Type</b> reference</p> <p><b>Properties</b> Filter, Group, Nillable, Sort</p> <p><b>Description</b> The <code>WhoId</code> represents a human such as a lead or a contact. <code>WhoIds</code> are polymorphic. Polymorphic means a <code>WhoId</code> is equivalent to a contact's ID or a lead's ID. The label is <code>Name ID</code>.</p>

## Usage

### Query activities related to an object

1. Optionally, issue a describe call against the object whose activities you wish to query, to get a suggestion of the correct SOQL to use.
2. Issue a SOQL relationship query with a main clause that references the object, and an inner clause that references the activity custom lookup relationship; for example:

```
SELECT id, name,
(SELECT id, subject from sponsoredact__r)
FROM Contact
```

In this example `sponsoredact__r` is a user defined relationship list.

The user interface enforces sharing rules, filtering out related-list items that a user doesn't have permission to see.

The following restrictions on users who don't have "View All Data" permission help prevent performance issues:

- In the main clause of the relationship query, you can reference only one record. For example, you can't filter on all records where the account name starts with 'A'; instead, you must reference a single account record.
- In the inner clause of the query, you can't use `WHERE`.
- In the inner clause of the query, you must specify a limit of 500 or fewer on the number of rows that are returned in the list.
- You must sort on `ActivityDate` in descending order and `LastModifiedDate` in descending order; you can display nulls last. For example: `ORDER BY ActivityDate DESC NULLS LAST, LastModifiedDate DESC`.

## Macro

---

Represents a macro, which is a set of instructions that tells the system to perform one or more tasks. This object is available in API version 32.0 and later.

### Supported Calls

`create()`, `delete()`, `describeLayout()`, `describeSObjects()`, `getDeleted()`, `getUpdated()`, `query()`, `retrieve()`, `search()`, `update()`, `upsert()`

### Fields

Field	Details
Description	<p><b>Type</b> textarea</p> <p><b>Properties</b> Create, Nillable, Update</p> <p><b>Description</b> Description of what this macro does.</p>
FolderId	<p><b>Type</b> reference</p> <p><b>Properties</b> Create, Filter, Group, Nillable, Sort, Update</p> <p><b>Description</b> Returns the ID of the folder that contains the macro. Available in API version 44.0 and later.</p>
FolderName	<p><b>Type</b> string</p> <p><b>Properties</b> Filter, Nillable, Sort</p> <p><b>Description</b> Name of the folder that contains the macro. Available in API version 44.0 and later.</p>
IsAlohaSupported	<p><b>Type</b> boolean</p> <p><b>Properties</b> Defaulted on create, Filter</p> <p><b>Description</b> Specifies whether the macro is supported in Salesforce Classic.</p>

Field	Details
IsLightningSupported	<p><b>Type</b> boolean</p> <p><b>Properties</b> Defaulted on create, Filter</p> <p><b>Description</b> Specifies whether the macro is supported in Lightning Experience.</p>
LastReferencedDate	<p><b>Type</b> dateTime</p> <p><b>Properties</b> Filter, Nillable, Sort</p> <p><b>Description</b> The date and time that the macro record was last referenced.</p>
LastViewedDate	<p><b>Type</b> dateTime</p> <p><b>Properties</b> Filter, Nillable, Sort</p> <p><b>Description</b> The date and time that the macro record was last viewed.</p>
Name	<p><b>Type</b> string</p> <p><b>Properties</b> Create, Filter, Group, idLookup, Sort, Update</p> <p><b>Description</b> Name of the macro.</p>
OwnerId	<p><b>Type</b> reference</p> <p><b>Properties</b> Create, Defaulted on create, Filter, Group, Sort, Update</p> <p><b>Description</b> ID of the owner of the session record.</p>
StartingContext	<p><b>Type</b> picklist</p> <p><b>Properties</b> Create, Filter, Group, Nillable, Restricted picklist, Sort</p>

Field	Details
	<p><b>Description</b></p> <p>The object the macro performs actions on. In Salesforce Classic, macros are supported on objects with both feed-based layouts and quick actions. In Lightning Experience, macros are supported on standard and custom objects that allow quick actions and have a customizable page layout.</p>

## Usage


A macro definition consists of a Macro object and several associated [MacroInstruction](#) objects.

First, create a Macro object. Then, create MacroInstructions that specify objects, operations, conditions, and targets for the macro.

A macro contains an ordered list of macro instructions whose index field, `sortOrder`, is 0-based. If there's an incorrect sequence of macro instructions, the macro doesn't execute.

If you update a macro definition or add or remove instructions from a macro, make sure that the `sortOrder` field that defines the execution order is correct. To delete an entire macro definition, invoke the delete operation on the Macro object.

The table describes the supported macro instruction targets and how they relate to each other.

 **Note:** Strings indicated by `<brackets>` are variables. The variable description describes the required type. For example, `Tab.<EntityApiName>` requires the entity name. If your custom entity name is `MyCustomObject`, your target API is `Tab.MyCustomObject__c`.

If a macro instruction listed in the table supports an implicit operation, you can use that operation as a direct child instruction without explicitly specifying a target. The hyphens used in the table illustrate the hierarchical relationship between targets. A target isn't available if its parent isn't.

**Table 1: Macro Instruction Target Grammar and Hierarchy**

Target API Name	Supported Operations
<code>Tab.&lt;EntityApiName&gt;</code>	SELECT, CLOSE (implicit)
- <code>QuickAction.&lt;EntityApiName&gt;.&lt;QuickActionName&gt;</code>	SELECT, SUBMIT (implicit)
- - <code>Field.&lt;QATargetEntityApiName&gt;.&lt;FieldApiName&gt;</code>	SET
- - <code>Field.&lt;QATargetEntityApiName&gt;.&lt;MultilineTextFieldApiName&gt;.cursor</code>	INSERT
- - <code>Field.&lt;QATargetEntityApiName&gt;.&lt;SinglelineTextFieldApiName&gt;.end</code>	INSERT
- <code>QuickAction.Case.Email</code>	SELECT, SUBMIT (implicit)
- - <code>Field.EmailMessage.&lt;FieldApiName&gt;</code>	SET
- - <code>Field.EmailMessage.&lt;MultilineTextFieldApiName&gt;.cursor</code>	INSERT
- - <code>Field.EmailMessage.&lt;SinglelineTextFieldApiName&gt;.end</code>	INSERT
- - <code>Field.EmailTemplate</code>	SET
- <code>SidebarCmp.Knowledge</code>	SELECT

Target API Name	Supported Operations
- - SearchAction.KnowledgeArticle	SELECT
- - - Field.SearchString	SET, INSERT
- - - Command.Search	SUBMIT
- - SearchResult.KnowledgeArticle.MostRecentItem	SELECT
- - - Command.AttachToRecord	SUBMIT
- - - Command.InsertToEmail	SUBMIT
- - - Command.AttachToEmailAsPDF	SUBMIT



**Example:** This example describes a macro that opens a quick action, sets some fields in the quick action, and submits the quick action.

```

0. SELECT Tab.Case
1.   SELECT QuickAction.Case.Email
2.     SET Field.EmailMessage.Subject
3.     SET Field.EmailMessage.ToAddress
4.     INSERT Field.EmailMessage.HtmlBody.cursor
5.     SUBMIT

```

## Associated Objects

This object has the following associated objects. Unless noted, they are available in the same API version as this object.

### MacroHistory

History is available for tracked fields of the object.

### MacroOwnerSharingRule

Sharing rules are available for the object.

### MacroShare

Sharing is available for the object.

## MacroInstruction

Represents an instruction in a macro. An instruction can specify the object that the macro interacts with, the context or publisher that the macro works within, the operation or action that the macro performs, and the target of the macro's actions.

## Supported Calls

`create()`, `delete()`, `describeSObjects()`, `getDeleted()`, `getUpdated()`, `query()`, `retrieve()`, `undelete()`, `update()`, `upsert()`



## Fields

Field Name	Details
MacroId	<p><b>Type</b> reference</p> <p><b>Properties</b> Create, Filter, Group, Sort</p> <p><b>Description</b> ID of the macro that contains this instruction.</p>
Name	<p><b>Type</b> string</p> <p><b>Properties</b> Autonumber, Defaulted on create, Filter, Sort</p> <p><b>Description</b> Name of the instruction.</p>
Operation	<p><b>Type</b> picklist</p> <p><b>Properties</b> Create, Filter, Group, Restricted picklist, Sort, Update</p> <p><b>Description</b> The action that the macro instruction performs. Valid values are:</p> <ul style="list-style-type: none"> <li>• Select</li> <li>• Set</li> <li>• Insert</li> <li>• Submit</li> <li>• Close</li> </ul> <p>To create macro instructions that execute conditionally, these values are available in API version 46.0 and later.</p> <ul style="list-style-type: none"> <li>• IF</li> <li>• ELSEIF</li> <li>• ELSE</li> <li>• ENDIF</li> </ul>
SortOrder	<p><b>Type</b> int</p> <p><b>Properties</b> Create, Filter, Group, Sort, Update</p> <p><b>Description</b> Order of this instruction in the macro.</p>

Field Name	Details
Target	<p><b>Type</b> picklist</p> <p><b>Properties</b> Create, Filter, Group, Nillable, Restricted picklist, Sort, Update</p> <p><b>Description</b> The object that's the target of the operation. For example, the target for the active case tab (Tab.Case) or a quick action, like the Send Email action on the case object (QuickAction.Case.SendEmail).</p> <p>In Lightning Experience, macros are supported on standard and custom objects that allow quick actions and have a customizable page layout.</p> <p>In Salesforce Classic, macros are supported on objects with feed-based layouts and quick actions.</p> <p>You can specify relative dates and times for the following targets.</p> <ul style="list-style-type: none"> <li>• DateTime</li> <li>• Date</li> <li>• Time</li> <li>• DueDate</li> <li>• Birthday</li> </ul>
Value	<p><b>Type</b> string</p> <p><b>Properties</b> Create, Filter, Nillable, Sort, Update</p> <p><b>Description</b> Value of a field. If the operation is Select, then the value is null, because the operation selects the object on which the macro performs an action. An instruction can contain both a <code>Value</code> field and a <code>ValueRecord</code> field, but only one of these fields can have a value. The other field value must be null.</p> <p>To create relative dates and times, specify a valid Salesforce formula, prefaced by <code>MacroFormula</code>. For example, the following formula creates a date that is 1 day from now:</p> <pre>MacroFormula: NOW () + 1</pre> <p>You can't edit custom relative formulas in the Macro Builder.</p>
ValueRecord	<p><b>Type</b> string</p> <p><b>Properties</b> Create, Filter, Group, Nillable, Sort, Update</p> <p><b>Description</b> ID of the value or record. The <code>ValueRecord</code> can be either a value or a record, but not both. An instruction can contain both a <code>Value</code> field and a</p>

Field Name	Details
	<code>ValueRecord</code> field, but only one of these fields can have a value. The other field value must be null.

## Usage

MacroInstructions can specify objects, operations, conditions, and targets. For example, a macro containing these instructions performs a quick action that sends an email.

```
Select Email QuickAction
Set Subject...
Set To...
Set Body...
Submit
```

You can create conditional macros using `IF`, `ELSEIF`, `ELSE`, and `ENDIF` as operations. In a conditional statement, the [ExpressionFilter](#) and [ExpressionFilterCriteria](#) objects are used to control which instructions execute. The `ExpressionFilter` object lets you define a logical expression with one or more conditions. It uses a child object, `ExpressionFilterCriteria`, to represent each condition that is evaluated.

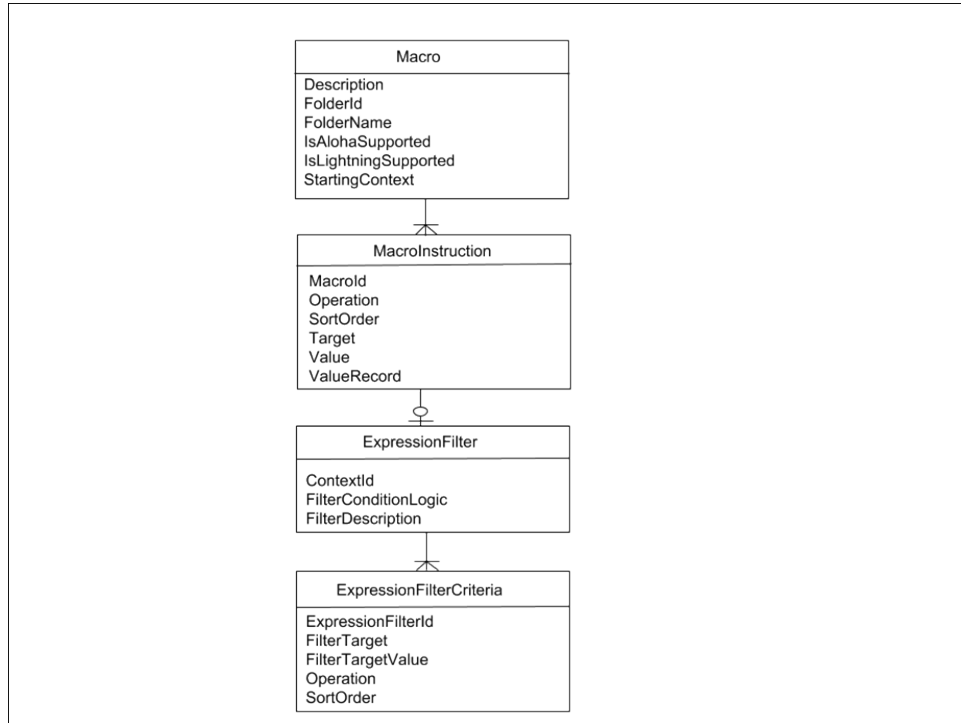
For example, consider the following conditional statement and macro instructions.

```
IF (Case.Status EQUALS New) AND (Case.Origin EQUALS Phone)
    Select Email QuickAction
    Set Subject...
    Set To...
    Set Body...
    Submit
ELSE
    Select Update Case Detail
    Update Case Description...
    Submit
ENDIF
```

The `ExpressionFilter` object includes a `FilterConditionLogic` field containing `1 AND 2`, where 1 and 2 are `ExpressionFilterCriteria` objects. The `SortOrder` field in the `ExpressionFilterCriteria` object maps condition 1 to `Case.Status EQUALS New`, and condition 2 to `Case.Origin EQUALS Phone`. If the conditional statement evaluates to true, then the instructions in the `IF` block are executed; otherwise, the instructions in the `ELSE` block are executed.

Any number of macro instructions can be present inside an `IF`, `ELSEIF`, or `ELSE` block. In addition, conditions can be nested.

## Data Model



## MacroUsage

Represents macro usage on a record, including which macro was used, who used it, and how they used it. This object is available in API version 47.0 and later.

## Supported Calls

describeSObjects(), getDeleted(), getUpdated(), query(), retrieve()

## Special Access Rules

This object is always read-only.

## Fields

Field	Details
AppContext	<p><b>Type</b> picklist</p> <p><b>Properties</b> Filter, Group, Nillable, Restricted picklist, Sort</p> <p><b>Description</b> Context in which the macro was run. Possible values are:</p>

Field	Details
	<ul style="list-style-type: none"> <li>• Aloha—Salesforce Classic</li> <li>• Lightning—Lightning Experience</li> <li>• Unknown</li> </ul>
ConditionCount	<p><b>Type</b> int</p> <p><b>Properties</b> Filter, Group, Nillable, Sort</p> <p><b>Description</b> Number of conditional instructions contained in the macro at execution.</p>
ContextRecord	<p><b>Type</b> string</p> <p><b>Properties</b> Filter, Group, Nillable, Sort</p> <p><b>Description</b> ID of the record on which the macro was run.</p>
DurationInMs	<p><b>Type</b> int</p> <p><b>Properties</b> Filter, Group, Nillable, Sort</p> <p><b>Description</b> The execution time, in milliseconds, for the macro.</p>
ExecutedInstructionCount	<p><b>Type</b> int</p> <p><b>Properties</b> Filter, Group, Nillable, Sort</p> <p><b>Description</b> The number of macro instructions that ran successfully. If the macro completed successfully, this value is the same as <code>InstructionCount</code>.</p>
ExecutionEndTime	<p><b>Type</b> dateTime</p> <p><b>Properties</b> Filter, Nillable, Sort</p> <p><b>Description</b> The time at which macro execution completed.</p>
ExecutionState	<p><b>Type</b> picklist</p>

Field	Details
	<p><b>Properties</b> Filter, Group, Nillable, Restricted picklist, Sort</p> <p><b>Description</b> The end state of macro execution. Possible values are</p> <ul style="list-style-type: none"> <li>• SUCCESS</li> <li>• FAILURE</li> <li>• CANCELED</li> </ul>
FailureReason	<p><b>Type</b> picklist</p> <p><b>Properties</b> Filter, Group, Nillable, Restricted picklist, Sort</p> <p><b>Description</b> If <code>ExecutionState</code> is failure, this field stores the reason for the failure. Possible values are:</p> <ul style="list-style-type: none"> <li>• ACCESS</li> <li>• GENERIC</li> <li>• TIMEOUT</li> <li>• UNSUPPORTED</li> </ul>
FolderId	<p><b>Type</b> reference</p> <p><b>Properties</b> Filter, Group, Nillable, Sort</p> <p><b>Description</b> ID of the folder containing the macro at the time it was used.</p>
InstructionCount	<p><b>Type</b> int</p> <p><b>Properties</b> Filter, Group, Nillable, Sort</p> <p><b>Description</b> The number of instructions in the macro at the start of execution.</p>
IsFromBulk	<p><b>Type</b> boolean</p> <p><b>Properties</b> Defaulted on create, Filter, Group, Sort</p> <p><b>Description</b> If true, the macro was run as a bulk macro. When a bulk macro is run on multiple records, usage is recorded per record.</p>

Field	Details
MacroID	<p><b>Type</b> reference</p> <p><b>Properties</b> Filter, Group, Sort</p> <p><b>Description</b> ID of the macro.</p>
Name	<p><b>Type</b> string</p> <p><b>Properties</b> Filter, Group, idLookup, Sort</p> <p><b>Description</b> Name of the macro.</p>
OwnerId	<p><b>Type</b> reference</p> <p><b>Properties</b> Filter, Group, Sort</p> <p><b>Description</b> ID of the group or user that owns the macro.</p>
UserId	<p><b>Type</b> reference</p> <p><b>Properties</b> Filter, Group, Nillable, Sort</p> <p><b>Description</b> ID of the user that ran the macro.</p>

## Associated Objects

This object has the following associated objects. Unless noted, they are available in the same API version as this object.

### [MacroUsageOwnerSharingRule](#)

Sharing rules are available for the object.

### [MacroUsageShare](#)

Sharing is available for the object.

## MailmergeTemplate

Represents a mail merge template (a Microsoft Word document) used for performing mail merges for your organization.

## Supported Calls

`create()`, `delete()`, `describeObjects()`, `getDeleted()`, `getUpdated()`, `query()`, `retrieve()`, `undelete()`, `update()`, `upsert()`

## Special Access Rules

- All users can view this object, but you need the “Customize Application” permission to modify it.
- Customer Portal users can’t access this object.

## Fields

Field	Details
Body	<p><b>Type</b> base64</p> <p><b>Properties</b> Create</p> <p><b>Description</b> Required. Microsoft Word document to use as a mail merge template. Due to limitations with Microsoft Word mail merge templates, your client application can specify the Body field when creating these records, but not when updating them. Limit: 5 MB.</p>
BodyLength	<p><b>Type</b> int</p> <p><b>Properties</b> Filter, Group, Nillable, Sort</p> <p><b>Description</b> Length of the Microsoft Word document.</p>
Description	<p><b>Type</b> string</p> <p><b>Properties</b> Create, Filter, Group, Nillable, Sort, Update</p> <p><b>Description</b> Required. Text description of this mail merge template. Limit: 255 characters.</p>
Filename	<p><b>Type</b> string</p> <p><b>Properties</b> Create, Filter, Group, Sort</p>



Field	Details
	<p><b>Description</b> Required. File name of the Microsoft Word document that was uploaded as a mail merge template. Limit: 255 characters in length.</p>
IsDeleted	<p><b>Type</b> boolean</p> <p><b>Properties</b> Defaulted on create, Filter</p> <p><b>Description</b> Indicates whether the object has been moved to the Recycle Bin (<code>true</code>) or not (<code>false</code>). Label is <b>Deleted</b>.</p>
LastUsedDate	<p><b>Type</b> dateTime</p> <p><b>Properties</b> Filter, Nillable, Sort</p> <p><b>Description</b> Date and time when this MailmergeTemplate was last used.</p>
Name	<p><b>Type</b> string</p> <p><b>Properties</b> Create, Filter, Group, idLookup, Sort, Update</p> <p><b>Description</b> Required. Name of this mail merge template.</p>
SecurityOptionsAttachmentHasFlash	<p><b>Type</b> boolean</p> <p><b>Properties</b> Create, Filter, Update</p> <p><b>Description</b> Required. True if Flash Injection was detected in the attachment.</p>
SecurityOptionsAttachmentHasXSSThreat	<p><b>Type</b> boolean</p> <p><b>Properties</b> Create, Filter, Update</p> <p><b>Description</b> Required. True if a cross site scripting threat was detected in the attachment.</p>
SecurityOptionsAttachmentScannedforFlash	<p><b>Type</b> boolean</p>

Field	Details
	<p><b>Properties</b> Create, Filter, Update</p> <p><b>Description</b> Required. True if the attachment has been scanned for Flash Injection.</p>
SecurityOptionsAttachmentScannedForXSS	<p><b>Type</b> boolean</p> <p><b>Properties</b> Create, Filter, Update</p> <p><b>Description</b> Required. True if the attachment has been scanned for a cross site scripting threat.</p>

## Usage

Use this object to manage mail merge templates for your organization.

SEE ALSO:

[Object Basics](#)

## MaintenanceAsset

Represents an asset covered by a maintenance plan in field service. Assets can be associated with multiple maintenance plans.

## Supported Calls

`create()`, `delete()`, `describeLayout()`, `describeSObjects()`, `getDeleted()`, `getUpdated()`, `query()`, `retrieve()`, `undelete()`, `update()`, `upsert()`

## Special Access Rules

Field Service Lightning must be enabled.

## Fields

Field Name	Details
AssetId	<p><b>Type</b> reference</p> <p><b>Properties</b> Create, Filter, Group, Sort, Update</p>

Field Name	Details
	<p><b>Description</b> The asset associated with the maintenance asset.</p>
ContractLineItemId	<p><b>Type</b> reference</p> <p><b>Properties</b> Create, Filter, Group, Nillable, Sort, Update</p> <p><b>Description</b> Contract line item associated with the maintenance asset. This field can only list a contract line item that is associated with the asset, and whose parent service contract is associated with the parent maintenance plan.</p>
LastReferencedDate	<p><b>Type</b> dateTime</p> <p><b>Properties</b> Filter, Nillable, Sort</p> <p><b>Description</b> The date when the maintenance asset was last modified. Its label in the user interface is Last Modified Date.</p>
LastViewedDate	<p><b>Type</b> dateTime</p> <p><b>Properties</b> Filter, Nillable, Sort</p> <p><b>Description</b> The date when the product request was last viewed.</p>
MaintenanceAssetNumber	<p><b>Type</b> string</p> <p><b>Properties</b> Autonumber, Defaulted on create, Filter, Sort</p> <p><b>Description</b> An auto-assigned number that identifies the maintenance asset.</p>
MaintenancePlanId	<p><b>Type</b> reference</p> <p><b>Properties</b> Create, Filter, Group, Sort</p> <p><b>Description</b> Maintenance plan associated with the maintenance asset.</p>

Field Name	Details
NextSuggestedMaintenanceDate	<p><b>Type</b> date</p> <p><b>Properties</b> Create, Filter, Group, Nillable, Sort, Update</p> <p><b>Description</b> The suggested date of service for the maintenance asset's first work order (not the date the work order is created). This corresponds to the work order's <code>SuggestedMaintenanceDate</code>. If left blank when the maintenance asset is created, this field inherits its initial value from the related maintenance plan.</p> <p>This field auto-updates after each batch is generated. Its label in the user interface is Date of the first work order in the next batch.</p>
WorkTypeId	<p><b>Type</b> reference</p> <p><b>Properties</b> Create, Filter, Group, Nillable, Sort, Update</p> <p><b>Description</b> Work type associated with the maintenance asset. Work orders generated from the maintenance plan inherit its work type's duration, required skills and products, and linked articles. Maintenance assets covered by the plan use the same work type, though you can update them to use a different one.</p>

## Associated Objects

This object has the following associated objects. Unless noted, they are available in the same API version as this object.

### MaintenanceAssetFeed

Feed tracking is available for the object.

### MaintenanceAssetHistory

History is available for tracked fields of the object.

## MaintenancePlan

Represents a preventive maintenance schedule for one or more assets in field service.

## Supported Calls

`create()`, `delete()`, `describeLayout()`, `describeSObjects()`, `getDeleted()`, `getUpdated()`, `query()`, `retrieve()`, `search()`, `undelete()`, `update()`, `upsert()`

## Special Access Rules

Field Service Lightning must be enabled.

## Fields

Field Name	Details
AccountId	<p><b>Type</b> reference</p> <p><b>Properties</b> Create, Filter, Group, Nillable, Sort, Update</p> <p><b>Description</b> The associated account, which typically represents the customer receiving the maintenance service.</p>
ContactId	<p><b>Type</b> reference</p> <p><b>Properties</b> Create, Filter, Group, Nillable, Sort, Update</p> <p><b>Description</b> The associated contact.</p>
Description	<p><b>Type</b> textarea</p> <p><b>Properties</b> Create, Nillable, Update</p> <p><b>Description</b> A brief description of the plan.</p>
DoesAutoGenerateWorkOrders	<p><b>Type</b> boolean</p> <p><b>Properties</b> Create, Defaulted on create, Filter, Group, Sort, Update</p> <p><b>Description</b> Turns on auto-generation of work order batches for a maintenance plan and prohibits the manual generation of work orders via the Generate Work Orders action. If this option is selected, a new batch of work orders is generated for the maintenance plan on the <code>NextSuggestedMaintenanceDate</code> listed on each maintenance asset, or on the maintenance plan if no assets are included. If a <code>GenerationHorizon</code> is specified, the date of generation is that many days earlier.</p>

Field Name	Details
DoesGenerateUponCompletion	<p><b>Type</b> boolean</p> <p><b>Properties</b> Create, Defaulted on create, Filter, Group, Sort, Update</p> <p><b>Description</b> If both this option and <code>DoesAutoGenerateWorkOrders</code> are set to true, a new batch of work orders isn't generated until the last work order generated from the maintenance plan is completed. A work order is considered completed when its status falls into one of the following status categories: Cannot Complete, Canceled, Completed, or Closed.</p> <p>If a maintenance plan covers multiple assets, work orders are generated per asset. If a maintenance asset's final work order is completed late, its work order generation is delayed, which may cause a staggered generation schedule between maintenance assets.</p>
EndDate	<p><b>Type</b> date</p> <p><b>Properties</b> Create, Filter, Group, Nillable, Sort, Update</p> <p><b>Description</b> The last day the maintenance plan is valid.</p>
Frequency	<p><b>Type</b> int</p> <p><b>Properties</b> Create, Filter, Group, Sort, Update</p> <p><b>Description</b> (Required) Amount of time between work orders. The unit is specified in the <code>FrequencyType</code> field.</p>
FrequencyType	<p><b>Type</b> picklist</p> <p><b>Properties</b> Create, Defaulted on create, Filter, Group, Restricted picklist, Sort, Update</p> <p><b>Description</b> (Required) The unit of frequency:</p> <ul style="list-style-type: none"> <li>• Days</li> <li>• Weeks</li> <li>• Months</li> <li>• Years</li> </ul> <p>For example, to perform monthly maintenance visits you need a work order for each visit, so enter 1 as the <code>Frequency</code> and select Months.</p>

Field Name	Details
GenerationHorizon	<p><b>Type</b> int</p> <p><b>Properties</b> Create, Filter, Group, Nillable, Sort, Update</p> <p><b>Description</b> Moves up the timing of batch generation if <code>DoesAutoGenerateWorkOrders</code> is set to true. A generation horizon of 5 means the new batch of work orders is generated 5 days before the maintenance asset's (or maintenance plan's, if there are no assets) <code>NextSuggestedMaintenanceDate</code>. The generation horizon must be a whole number.</p>
GenerationTimeframe	<p><b>Type</b> int</p> <p><b>Properties</b> Create, Filter, Group, Sort, Update</p> <p><b>Description</b> (Required) How far in advance work orders are generated in each batch. The unit is specified in the <code>GenerationTimeframeType</code> field.</p>
GenerationTimeframeType	<p><b>Type</b> picklist</p> <p><b>Properties</b> Create, Defaulted on create, Filter, Group, Restricted picklist, Sort, Update</p> <p><b>Description</b> (Required) The generation timeframe unit:</p> <ul style="list-style-type: none"> <li>• Days</li> <li>• Weeks</li> <li>• Months</li> <li>• Years</li> </ul> <p>For example, if you need work orders for six months, enter 6 and select Months.</p>
LastReferencedDate	<p><b>Type</b> dateTime</p> <p><b>Properties</b> Filter, Nillable, Sort</p> <p><b>Description</b> The timestamp for when the current user last viewed a record related to this record.</p>

Field Name	Details
LastViewedDate	<p><b>Type</b> dateTime</p> <p><b>Properties</b> Filter, Nillable, Sort</p> <p><b>Description</b> The timestamp for when the current user last viewed this record. If this value is null, this record might only have been referenced (<code>LastReferencedDate</code>) and not viewed.</p>
LocationId	<p><b>Type</b> reference</p> <p><b>Properties</b> Create, Filter, Group, Nillable, Sort, Update</p> <p><b>Description</b> Where the service takes place.</p>
MaintenancePlanNumber	<p><b>Type</b> string</p> <p><b>Properties</b> Autonumber, Defaulted on create, Filter, Sort</p> <p><b>Description</b> (Read Only) An auto-assigned number that identifies the maintenance plan.</p>
MaintenancePlanTitle	<p><b>Type</b> string</p> <p><b>Properties</b> Create, Filter, Group, Nillable, Sort, Update</p> <p><b>Description</b> A name for the maintenance plan.</p>
MaintenanceWindowEndDays	<p><b>Type</b> int</p> <p><b>Properties</b> Create, Filter, Group, Nillable, Sort, Update</p> <p><b>Description</b> Days after the suggested service date on the work order that its service appointment can be scheduled.</p>
MaintenanceWindowStartDays	<p><b>Type</b> int</p> <p><b>Properties</b> Create, Filter, Group, Nillable, Sort, Update</p>



## Field Name

## Details

**Description**

Days before the suggested service date on the work order that its service appointment can be scheduled.

The maintenance window start and end fields affect the Earliest Start Permitted and Due Date fields on the maintenance plan's work orders' service appointments. For example, if you enter 3 for both the maintenance window start and end, the Earliest Start Permitted and the Due Date will be 3 days before and 3 days after, respectively, the Suggested Maintenance Date on each work order. If the maintenance window fields are left blank, the service appointment date fields list their work order's suggested maintenance date.

NextSuggestedMaintenanceDate

**Type**

date

**Properties**

Create, Filter, Group, Sort, Update

**Description**

The suggested date of service for the first work order (not the date the work order is created). This corresponds to the work order's

SuggestedMaintenanceDate. You can use this field to enforce a delay before the first maintenance visit (for example, if monthly maintenance should begin one year after the purchase date). Its label in the user interface is Date of the first work order in the next batch.

For example, if you want the first maintenance visit to take place on May 1, enter May 1. When you generate work orders, the earliest work order will list a suggested maintenance date of May 1, and the dates on the later work orders will be based on the GenerationTimeframe and Frequency.



**Important:** Maintenance assets also list a

NextSuggestedMaintenanceDate, which is initially inherited from the maintenance plan. If the plan has maintenance assets, this date auto-updates on the maintenance assets after each batch is generated, but doesn't update on the maintenance plan itself because batch timing is calculated at the maintenance asset level. If the plan doesn't have maintenance assets, this date auto-updates on the maintenance plan after each batch is generated.

OwnerId

**Type**

reference

**Properties**

Create, Defaulted on create, Filter, Group, Sort, Update

**Description**

The owner of the maintenance plan.

Field Name	Details
ServiceContractId	<p><b>Type</b> reference</p> <p><b>Properties</b> Create, Filter, Group, Nillable, Sort, Update</p> <p><b>Description</b> The service contract associated with the maintenance plan. The service contract can't be updated if any child maintenance asset is associated with a contract line item from the service contract.</p>
StartDate	<p><b>Type</b> date</p> <p><b>Properties</b> Create, Filter, Group, Sort, Update</p> <p><b>Description</b> The first day the maintenance plan is valid.</p>
SvcApptGenerationMethod	<p><b>Type</b> picklist</p> <p><b>Properties</b> Create, Defaulted on create, Filter, Group, Restricted picklist, Sort, Update</p> <p><b>Description</b> The service appointment generation method.</p> <ul style="list-style-type: none"> <li>• One service appointment per work order</li> <li>• One service appointment per work order line item</li> </ul> <p>If your existing maintenance plans have work orders or work order line items associated with them, you can't change their generation methods. To change pre-existing maintenance plan generation methods, either delete the work orders and regenerate them or delete the maintenance plan and recreate it with the needed generation methods.</p> <p>If Work Order Generation Method is set to One work order per asset, you can't set a Service Appointment Generation Method.</p> <p>If Work Order Generation Method is set to One work order line item per asset, you must select a Service Appointment Generation Method.</p>
WorkOrderGenerationMethod	<p><b>Type</b> picklist</p> <p><b>Properties</b> Create, Defaulted on create, Filter, Group, Restricted picklist, Sort, Update</p> <p><b>Description</b> The work order generation method.</p> <ul style="list-style-type: none"> <li>• One work order per asset</li> </ul>

Field Name	Details
	<ul style="list-style-type: none"> <li>One work order line item per asset</li> </ul> <p>If your existing maintenance plans have work orders or work order line items associated with them, you can't change their generation methods. To change pre-existing maintenance plan generation methods, either delete the work orders and regenerate them or delete the maintenance plan and recreate it with the needed generation methods.</p> <p>If Work Order Generation Method is left as None, the generation is defaulted to one work order per asset.</p> <p>When One work order line item per asset is set, and all maintenance assets have the same Next Suggested Maintenance Date on the maintenance plan, they are grouped in one work order. However, if maintenance assets have different Next Suggested Maintenance Dates, multiple work orders are created for each date.</p> <p>If Work Order Generation Method is set to One work order per asset, you can't set a Service Appointment Generation Method.</p>
WorkOrderGenerationStatus	<p><b>Type</b> picklist</p> <p><b>Properties</b> Defaulted on create, Filter, Group, Nillable, Restricted picklist, Sort</p> <p><b>Description</b> (Read Only) Indicates whether the work order generation is in progress or complete. You can generate only one batch at a time.</p>
WorkTypeId	<p><b>Type</b> reference</p> <p><b>Properties</b> Create, Filter, Group, Nillable, Sort, Update</p> <p><b>Description</b> The associated work type. Work orders generated from the maintenance plan inherit its work type's duration, required skills and products, and linked articles. Maintenance assets covered by the plan use the same work type, though you can update them to use a different one.</p>

## Associated Objects

This object has the following associated objects. Unless noted, they are available in the same API version as this object.

### MaintenancePlanFeed

Feed tracking is available for the object.

### MaintenancePlanHistory

History is available for tracked fields of the object.

### MaintenancePlanOwnerSharingRule

Sharing rules are available for the object.

**MaintenancePlanShare**

Sharing is available for the object.

## MarketingForm

---

Represents a Pardot marketing form that has been synched to Salesforce. Use forms on your website and landing pages to collect information about visitors and turn anonymous visitors into identified prospects. This object is available in API version 42.0 and later.

## Supported Calls

`describeLayout()`, `describeSObjects()`, `getDeleted()`, `getUpdated()`, `query()`, `retrieve()`, `search()`

## Special Access Rules

To access this object, your org must use Pardot and users need the CRM User or Sales User permission set.

## Fields

Field Name	Details
CampaignId	<p><b>Type</b> reference</p> <p><b>Properties</b> Filter, Group, Nillable, Sort</p> <p><b>Description</b> The ID of the related campaign.</p>
ErrorRate	<p><b>Type</b> percent</p> <p><b>Properties</b> Filter, Nillable, Sort</p> <p><b>Description</b> The percentage of views that led to an error.</p>
LastReferencedDate	<p><b>Type</b> dateTime</p> <p><b>Properties</b> Filter, Nillable, Sort</p> <p><b>Description</b> The timestamp that indicates when the current user last viewed a record that is related to this form.</p>

Field Name	Details
LastViewedDate	<p><b>Type</b> dateTime</p> <p><b>Properties</b> Filter, Nillable, Sort</p> <p><b>Description</b> The date and time when the current user last viewed this record. If this value is null, this record might only have been referenced (see <code>LastReferencedDate</code>) and not viewed.</p>
Name	<p><b>Type</b> string</p> <p><b>Properties</b> Filter, Group, Sort</p> <p><b>Description</b> The name of the marketing form.</p>
SubmissionRate	<p><b>Type</b> percent</p> <p><b>Properties</b> Filter, Nillable, Sort</p> <p><b>Description</b> The percentage of the views that led to a form submission.</p>
TotalErrors	<p><b>Type</b> int</p> <p><b>Properties</b> Defaulted on create, Filter, Group, Nillable, Sort</p> <p><b>Description</b> The total number of times a form error prevented a submission.</p>
TotalSubmissions	<p><b>Type</b> int</p> <p><b>Properties</b> Defaulted on create, Filter, Group, Nillable, Sort</p> <p><b>Description</b> The total number of times the form was successfully submitted.</p>
TotalTrackedLinkClicks	<p><b>Type</b> int</p>

Field Name	Details
	<p><b>Properties</b> Defaulted on create, Filter, Group, Nillable, Sort</p> <p><b>Description</b> The total number of link clicks from your thank you page.</p>
TotalViews	<p><b>Type</b> int</p> <p><b>Properties</b> Defaulted on create, Filter, Group, Nillable, Sort</p> <p><b>Description</b> The total number of times your form has been viewed. Includes multiple views from the same visitor.</p>
Type	<p><b>Type</b> picklist</p> <p><b>Properties</b> Defaulted on create, Filter, Group, Restricted picklist, Sort</p> <p><b>Description</b> Specifies the type of marketing form record, either a form or form handler.</p>
UniqueErrors	<p><b>Type</b> int</p> <p><b>Properties</b> Defaulted on create, Filter, Group, Nillable, Sort</p> <p><b>Description</b> The number of errors generated by separate visitors.</p>
UniqueSubmissions	<p><b>Type</b> int</p> <p><b>Properties</b> Defaulted on create, Filter, Group, Nillable, Sort</p> <p><b>Description</b> The total number of unique submissions. Removes multiple submissions from the same prospect.</p>
UniqueTrackedLinkClicks	<p><b>Type</b> int</p> <p><b>Properties</b> Defaulted on create, Filter, Group, Nillable, Sort</p>

Field Name	Details
	<p><b>Description</b></p> <p>The total number of unique link clicks from your thank you page. Removes multiple clicks from the same prospect.</p>
UniqueViews	<p><b>Type</b></p> <p>int</p> <p><b>Properties</b></p> <p>Defaulted on create, Filter, Group, Nillable, Sort</p> <p><b>Description</b></p> <p>The number of form views by separate visitors.</p>

## Associated Objects

This object has the following associated objects. Unless noted, they are available in the same API version as this object.

### MarketingFormFeed

Feed tracking is available for the object.

## MarketingLink

Represents a Pardot marketing link record, either a custom redirect or a file, that has been synced to Salesforce. This object is available in API version 42.0 and later.

## Supported Calls

`describeLayout()`, `describeSObjects()`, `getDeleted()`, `getUpdated()`, `query()`, `retrieve()`, `search()`

## Special Access Rules

To access this object, your org must use Pardot and users need the CRM User or Sales User permission set.

## Fields

Field Name	Details
CampaignId	<p><b>Type</b></p> <p>reference</p> <p><b>Properties</b></p> <p>Filter, Group, Nillable, Sort</p> <p><b>Description</b></p> <p>The ID of the related campaign.</p>

Field Name	Details
LastReferencedDate	<p><b>Type</b> dateTime</p> <p><b>Properties</b> Filter, Nillable, Sort</p> <p><b>Description</b> The timestamp that indicates when the current user last viewed a record that is related to this marketing link.</p>
LastViewedDate	<p><b>Type</b> dateTime</p> <p><b>Properties</b> Filter, Nillable, Sort</p> <p><b>Description</b> The date and time when the current user last viewed this record. If this value is null, this record might only have been referenced (see LastReferencedDate) and not viewed.</p>
Name	<p><b>Type</b> string</p> <p><b>Properties</b> Filter, Group, Sort</p> <p><b>Description</b> The name of the marketing link.</p>
TargetUrl	<p><b>Type</b> url</p> <p><b>Properties</b> Filter, Group, Sort</p> <p><b>Description</b> The target URL of the marketing link.</p>
TotalTrackedLinkClicks	<p><b>Type</b> int</p> <p><b>Properties</b> Defaulted on create, Filter, Group, Nillable, Sort</p> <p><b>Description</b> The total number of clicks for the redirect. Includes clicks from visitors and identified prospects. When a person clicks the link multiple times, each click is counted in this number.</p>



Field Name	Details
Type	<p><b>Type</b> picklist</p> <p><b>Properties</b> Defaulted on create, Filter, Group, Restricted picklist, Sort</p> <p><b>Description</b> Specifies the type of marketing link record, either a custom redirect or file.</p>
UniqueTrackedLinkClicks	<p><b>Type</b> int</p> <p><b>Properties</b> Defaulted on create, Filter, Group, Nillable, Sort</p> <p><b>Description</b> The number of unique clicks for the redirect. Includes clicks from visitors and identified prospects. Only the first click is counted in this number.</p>

## Associated Objects

This object has the following associated objects. Unless noted, they are available in the same API version as this object.

### MarketingLinkFeed

Feed tracking is available for the object.

## MatchingRule

Represents a matching rule that is used to identify duplicate records. This object is available in API version 33.0 and later.

A matching rule compares field values to determine whether a record is similar enough to existing records to be considered a duplicate. For example, a matching rule can specify that if the `Email` and `Phone` values of two records match exactly, the records are possible duplicates. Your organization uses matching rules with duplicate rules to define what happens when duplicates are identified.

If the rule is for a Person Account, `SubjectSubType` is automatically set to `PersonAccount`.


## Supported Calls

`describeSObjects()`, `query()`, `retrieve()`

## Fields

Field Name	Details
BooleanFilter	<p><b>Type</b> string</p>

Field Name	Details
	<p><b>Properties</b> Filter, Group, Nillable, Sort</p> <p><b>Description</b> Specifies filter logic conditions.</p>
Description	<p><b>Type</b> textarea</p> <p><b>Properties</b> Filter, Group, Nillable, Sort</p> <p><b>Description</b> The description of the matching rule.</p>
DeveloperName	<p><b>Type</b> string</p> <p><b>Properties</b> Filter, Group, Sort</p> <p><b>Description</b> The developer name for the matching rule.</p>
Language	<p><b>Type</b> picklist</p> <p><b>Properties</b> Filter, Group, Restricted picklist, Sort</p> <p><b>Description</b> The language selected for your organization.</p>
MasterLabel	<p><b>Type</b> string</p> <p><b>Properties</b> Filter, Group, Sort</p> <p><b>Description</b> The name of the matching rule.</p>
MatchEngine	<p><b>Type</b> picklist</p> <p><b>Properties</b> Filter, Group, Nillable, Restricted picklist, Sort</p> <p><b>Description</b> The match engine used by the matching rule.</p>
NamespacePrefix	<p><b>Type</b> string</p>

Field Name	Details
	<p><b>Properties</b> Filter, Group, Nillable, Sort</p> <p><b>Description</b> The namespace prefix for matching rules for your organization.</p>
RuleStatus	<p><b>Type</b> picklist</p> <p><b>Properties</b> Defaulted on create, Filter, Group, Restricted picklist, Sort</p> <p><b>Description</b> Required. The activation status of the matching rule. Values are:</p> <ul style="list-style-type: none"> <li>• <i>Inactive</i></li> <li>• <i>Deactivating</i></li> <li>• <i>DeactivationFailed</i></li> <li>• <i>Active</i></li> <li>• <i>Activating</i></li> <li>• <i>ActivationFailed</i></li> </ul> <p> <b>Important:</b> The only valid values you can declare when deploying a package are <i>Active</i> and <i>Inactive</i>.</p>
SubjectSubType	<p><b>Type</b> picklist</p> <p><b>Properties</b> Defaulted on create, Filter, Group, Nillable Restricted picklist, Sort</p> <p><b>Description</b> Read-only. Indicates if the matching rule is defined for the <code>Person</code> subtype of <code>Account</code>. Valid values are:</p> <ul style="list-style-type: none"> <li>• <code>PersonAccount</code></li> <li>• <code>None</code></li> </ul> <p>If the rule is for a Person Account, <code>SubjectSubType</code> is automatically set to <code>PersonAccount</code>.</p>
SubjectType	<p><b>Type</b> picklist</p> <p><b>Properties</b> Filter, Group, Restricted picklist, Sort</p> <p><b>Description</b> The object for the matching rule.</p>

## Usage

Use the Salesforce API to retrieve and view details about MatchingRule and MatchingRuleItem. Use the Salesforce Metadata API to create, update, or delete these objects.

SEE ALSO:

[MatchingRuleItem](#)

[DuplicateRule](#)

[MatchingRule in the Salesforce Metadata API Developer's Guide](#)

## MatchingRuleItem

---

Represents criteria used by a matching rule to identify duplicate records. This object is available in API version 33.0 and later.

A matching rule item determines which field the matching rule uses to identify a duplicate record. It also determines the method used to compare value that two records have for the field. For example, a matching rule item might specify that the `Email` field values of two records must match exactly in order for the records to be considered duplicates.

When a matching rule has multiple matching rule items, it means that multiple fields must match in order for the records to be identified as dupcliates.

## Supported Calls

`describeSObjects()`, `query()`, `retrieve()`

## Fields

Field Name	Details
<code>BlankValueBehavior</code>	<p><b>Type</b> picklist</p> <p><b>Properties</b> Defaulted on create, Filter, Group, Restricted picklist, Sort</p> <p><b>Description</b> Specifies how blank fields affect whether the fields being compared are considered matches. Valid values are:</p> <ul style="list-style-type: none"> <li><code>MatchBlanks</code></li> <li><code>NullNotAllowed</code> (default)</li> </ul>
<code>Field</code>	<p><b>Type</b> picklist</p> <p><b>Properties</b> Filter, Group, Nillable, Restricted picklist, Sort</p>

Field Name	Details
	<p><b>Description</b></p> <p>Indicates which field to compare when determining if a record is similar enough to an existing record to be considered a match.</p>
MatchingMethod	<p><b>Type</b></p> <p>picklist</p> <p><b>Properties</b></p> <p>Filter, Group, Nillable, Restricted picklist, Sort</p> <p><b>Description</b></p> <p>Defines how the fields are compared. Choose between the exact matching method and various fuzzy matching methods. Valid values are:</p> <ul style="list-style-type: none"> <li>• <i>Exact</i></li> <li>• <i>FirstName</i></li> <li>• <i>LastName</i></li> <li>• <i>CompanyName</i></li> <li>• <i>Phone</i></li> <li>• <i>City</i></li> <li>• <i>Street</i></li> <li>• <i>Zip</i></li> <li>• <i>Title</i></li> </ul> <p>For details on each matching method, see “Matching Methods Used with Matching Rules” in the Salesforce Help.</p>
MatchingRuleId	<p><b>Type</b></p> <p>reference</p> <p><b>Properties</b></p> <p>Filter, Group, Sort</p> <p><b>Description</b></p> <p>The ID for the matching rule.</p>
SortOrder	<p><b>Type</b></p> <p>int</p> <p><b>Properties</b></p> <p>Filter, Group, Sort</p> <p><b>Description</b></p> <p>The order of the matching rule items for a matching rule.</p>

## Usage

Use the Salesforce SOAP API to retrieve and view details about MatchingRule and MatchingRuleItem. Use the Salesforce Metadata API to create, update, or delete these objects.

SEE ALSO:

[MatchingRule](#)

[DuplicateRule](#)

[MatchingRule in the Salesforce Metadata API Developer's Guide](#)

## MessagingChannel

---

Represents a communication channel that an end user can use to send a message to an agent. A communication channel can be an SMS number, a Facebook page, or another supported messaging channel. This object is available in API version 45.0 and later.

## Supported Calls

`create()`, `describeLayout()`, `describeSObjects()`, `query()`, `retrieve()`, `update()`, `upsert()`

## Fields

Field Name	Details
BusinessHoursId	<p><b>Type</b> reference</p> <p><b>Properties</b> Create, Filter, Group, Nillable, Sort, Update</p> <p><b>Description</b> The operating hours for your business, when agents are available. Available only in orgs that use Einstein Bots.</p>
ConsentType	<p><b>Type</b> picklist</p> <p><b>Properties</b> Create, Defaulted on create, Filter, Group, Nillable, Restricted picklist, Sort, Update</p> <p><b>Description</b> The type of consent, or opt-in, that is required to message users on this channel. This field is available in API version 48.0 and later. Possible values are:</p> <ul style="list-style-type: none"> <li>• DoubleOptIn</li> <li>• ExplicitOptIn</li> <li>• ImplicitOptIn (default value)</li> </ul>

Field Name	Details
ConversationEndResponse	<p><b>Type</b> textarea</p> <p><b>Properties</b> Create, Nillable, Update</p> <p><b>Description</b> Automated response to the customer when the agent ends the conversation. (Optional)</p>
CriticalWaitTime	<p><b>Description</b> Reserved for future use.</p>
Description	<p><b>Description</b> Reserved for future use.</p>
DeveloperName	<p><b>Type</b> string</p> <p><b>Properties</b> Create, Filter, Group, Sort, Update</p> <p><b>Description</b> The developer name for the messaging channel. This value is a concatenation of the messaging platform key and the message type.</p>
DoubleOptInPrompt	<p><b>Type</b> textarea</p> <p><b>Properties</b> Create, Nillable, Update</p> <p><b>Description</b> Automated response to the end user to prompt them to doubly opt in to receiving messages.</p>
EngagedResponse	<p><b>Type</b> textarea</p> <p><b>Properties</b> Create, Nillable, Update</p> <p><b>Description</b> Automated response to the customer when the conversation is accepted by the agent. (Optional)</p>
InitialResponse	<p><b>Type</b> textarea</p> <p><b>Properties</b> Create, Nillable, Update</p>

Field Name	Details
	<p><b>Description</b> First automated response to the customer for a new conversation. (Optional)</p>
IsActive	<p><b>Type</b> boolean</p> <p><b>Properties</b> Create, Defaulted on create, Filter, Group, Sort, Update</p> <p><b>Description</b> Indicates whether a channel is active and can receive messages.</p>
IsAuthenticated	<p><b>Type</b> boolean</p> <p><b>Properties</b> Create, Defaulted on create, Filter, Group, Sort, Update</p> <p><b>Description</b> Indicates whether a user is authenticated to a voice assistant.</p>
IsLinkedRecordOpenedAsSubTab	<p><b>Type</b> boolean</p> <p><b>Properties</b> Create, Defaulted on create, Filter, Group, Sort, Update</p> <p><b>Description</b> Indicates whether to show the contact as a subtab.</p>
IsoCountryCode	<p><b>Type</b> string</p> <p><b>Properties</b> Create, Filter, Group, Nillable, Sort</p> <p><b>Description</b> Two-letter ISO 3166-1 alpha-2 code for the country that the phone number is associated with. For example, the code for United States is <code>US</code>.</p>
IsRequireDoubleOptIn	<p><b>Type</b> boolean</p> <p><b>Properties</b> Create, Defaulted on create, Filter, Group, Sort, Update</p> <p><b>Description</b> Indicates whether double opt-in is required (<code>true</code>) or not (<code>false</code>) for this Messaging channel.</p>



Field Name	Details
IsRestrictedToBusinessHours	<p><b>Description</b> Reserved for future use.</p>
IsUserMatchByExternalIdOnly	<p><b>Type</b> boolean</p> <p><b>Properties</b> Create, Defaulted on create, Filter, Group, Sort, Update</p> <p><b>Description</b> Indicates whether to restrict matching on customer by external ID only (and not use the full name).</p>
Language	<p><b>Description</b> Reserved for future use.</p>
LinkingPreference	<p><b>Type</b> picklist</p> <p><b>Properties</b> Create, Filter, Group, Nillable, Restricted picklist, Sort, Update</p> <p><b>Description</b> Preference for linking a new user that sends a message using this channel. Currently supports contact linking.</p>
MasterLabel	<p><b>Type</b> string</p> <p><b>Properties</b> Create, Filter, Group, Sort, Update</p> <p><b>Description</b> Unique name for the <code>MessagingChannel</code>.</p>
MessageType	<p><b>Type</b> picklist</p> <p><b>Properties</b> Create, Filter, Group, Restricted picklist, Sort, Update</p> <p><b>Description</b> Type of message. Possible values are:</p> <ul style="list-style-type: none"> <li>• Facebook</li> <li>• Phone</li> <li>• Text</li> <li>• WhatsApp</li> </ul>

Field Name	Details
MessagingPlatformKey	<p><b>Type</b> string</p> <p><b>Properties</b> Create, Filter, Group, Sort, Update</p> <p><b>Description</b> Unique key for a channel that the end user can message.</p>
OfflineAgentsResponse	<p><b>Description</b> Reserved for future use.</p>
OptInPrompt	<p><b>Type</b> textarea</p> <p><b>Properties</b> Create, Nillable, Update</p> <p><b>Description</b> Automated response to the end user to prompt them to explicitly opt in to receiving messages.</p>
OptInResponse	<p><b>Type</b> textarea</p> <p><b>Properties</b> Create, Defaulted on create, Nillable, Update</p> <p><b>Description</b> Automated response to the end user when they opt in to messaging. Maximum API version 48.0</p>
OptOutResponse	<p><b>Type</b> textarea</p> <p><b>Properties</b> Create, Defaulted on create, Nillable, Update</p> <p><b>Description</b> Automated response to the end user when they opt out of messaging. Maximum API version 48.0</p>
OutsideBusinessHoursResponse	<p><b>Description</b> Reserved for future use.</p>
RoutingConfigurationId	<p><b>Type</b> reference</p> <p><b>Properties</b> Create, Filter, Group, Nillable, Sort, Update</p>

Field Name	Details
	<p><b>Description</b></p> <p>Specifies which Omni-Channel routing configuration to use. This field is required when <code>RoutingType</code> is <code>OmniSkills</code>. To learn more, see <a href="#">Create Routing Configurations</a>.</p>
<code>RoutingType</code>	<p><b>Type</b></p> <p>picklist</p> <p><b>Properties</b></p> <p>Create, Filter, Group, Nillable, Restricted picklist, Sort, Update</p> <p><b>Description</b></p> <p>Type used to support Omni-Channel's different routing methods.</p> <ul style="list-style-type: none"> <li>• <code>OmniQueue</code> (queue-based routing)</li> <li>• <code>OmniSkills</code> (skills-based routing)</li> </ul> <p>When this value isn't set, <code>OmniQueue</code> is used.</p>
<code>TargetQueueId</code>	<p><b>Type</b></p> <p>reference</p> <p><b>Properties</b></p> <p>Create, Filter, Group, Nillable, Sort, Update</p> <p><b>Description</b></p> <p>Queue in which incoming conversations are placed while waiting for an agent to accept.</p>
<code>TargetUserId</code>	<p><b>Type</b></p> <p>reference</p> <p><b>Properties</b></p> <p>Create, Filter, Group, Nillable, Sort, Update</p> <p><b>Description</b></p> <p>Messaging User or agent for the conversation.</p>

## MessagingChannelSkill

Junction object that represents an association between `MessagingChannel` and `Skill`. This object is available in API version 45.0 and later. For example, when we want to use Omni-Channel skills-based routing in Live message, this object maintains the mapping between the messaging channel and the skill.

## Supported Calls

`create()`, `delete()`, `describeSObjects()`, `query()`, `retrieve()`, `update()`, `upsert()`

## Fields

Field Name	Details
MessagingChannelId	<p><b>Type</b> reference</p> <p><b>Properties</b> Filter, Group, Sort</p> <p><b>Description</b> ID of the <a href="#">MessagingChannel</a> on page 1658.</p>
SkillId	<p><b>Type</b> reference</p> <p><b>Properties</b> Create, Filter, Group, Sort, Update</p> <p><b>Description</b> ID of the <a href="#">Skill</a> on page 2406.</p>

## MessagingConfiguration

Represents the details for a Messaging configuration. This object is available in API version 47.0 and later.

### Supported Calls

`describeSObjects()`, `query()`, `retrieve()`

## Fields

Field	Details
DeveloperName	<p><b>Type</b> string</p> <p><b>Properties</b> Filter, Group, Sort</p> <p><b>Description</b> The API name for this Messaging configuration.</p>
Language	<p><b>Type</b> picklist</p> <p><b>Properties</b> Filter, Group, Restricted picklist, Sort</p>

Field	Details
	<p><b>Description</b></p> <p>The language of this Messaging configuration.</p>
MasterLabel	<p><b>Type</b></p> <p>string</p> <p><b>Properties</b></p> <p>Filter, Group, Sort</p> <p><b>Description</b></p> <p>The label for the Messaging configuration.</p>
MessagingServiceUrl	<p><b>Type</b></p> <p>string</p> <p><b>Properties</b></p> <p>Filter, Group, Nillable, Sort</p> <p><b>Description</b></p> <p>The URL for the Messaging service.</p>
ProvisioningServiceUrl	<p><b>Type</b></p> <p>string</p> <p><b>Properties</b></p> <p>Filter, Group, Nillable, Sort</p> <p><b>Description</b></p> <p>The URL for the provisioning service.</p>

## MessagingDeliveryError

Represents a log of triggered outbound failures to verify when a triggered outbound has failed. This object is available in API version 44.0 and later.

### Supported Calls

`create()`,  
`describeCompactLayouts()`,`describeLayout()`,`describeSObjects()`,`query()`,`retrieve()`,`update()`,`upsert()`

### Fields

Field	Details
CorrelationIdentifier	<p><b>Type</b></p> <p>string</p>

Field	Details
	<p><b>Properties</b> Create, Filter, Group, Nillable, Sort, Update</p>
CreatedById	<p><b>Type</b> reference</p> <p><b>Properties</b> Defaulted on createFilter, Group, Sort</p> <p><b>Description</b> ID of the user who created the error.</p>
CreatedDate	<p><b>Type</b> dateTime</p> <p><b>Properties</b> Defaulted on create, Filter, Sort</p> <p><b>Description</b> Date the error was created.</p>
DestinationPhoneNumber	<p><b>Type</b> string</p> <p><b>Properties</b> Create, Filter, Group, Nillable, Sort, Update</p> <p><b>Description</b> The recipient of the phone call.</p>
FailureReason	<p><b>Type</b> textarea</p> <p><b>Properties</b> Create, Nillable, Update</p> <p><b>Description</b> The provided reason for why the message failed.</p>
FlowEntity	<p><b>Type</b> string</p> <p><b>Properties</b> Create, Filter, Group, Nillable, Sort, Update</p>
FullMessage	<p><b>Type</b> textarea</p> <p><b>Description</b> Plain error text.</p>

Field	Details
Id	<p><b>Type</b> id</p> <p><b>Properties</b> Defaulted on create, Filter, Group, idLookup, Sort</p> <p><b>Description</b> Identifier of the error.</p>
IsDeleted	<p><b>Type</b> boolean</p> <p><b>Properties</b> Defaulted on create, Filter, Group, Sort</p> <p><b>Description</b> Indicates whether the error has been deleted.</p>
LastModifiedById	<p><b>Type</b> reference</p> <p><b>Properties</b> Defaulted on create, Filter, Group, Sort</p> <p><b>Description</b> The ID of the user who last modified the error log.</p>
LastModifiedDate	<p><b>Type</b> dateTime</p> <p><b>Properties</b> Defaulted on create, Filter, Sort</p> <p><b>Description</b> Date when the Messaging error log was last modified.</p>
MessagingChannelId	<p><b>Type</b> reference</p> <p><b>Properties</b> Filter, Group, Sort</p> <p><b>Description</b> ID of the <a href="#">MessagingChannel</a> on page 1658.</p>
MessagingEndUserId	<p><b>Type</b> reference</p> <p><b>Properties</b> Create, Filter, Group, Nillable, Sort, Update</p> <p><b>Description</b> Identifier for the Messaging user.</p>

Field	Details
MessagingTemplateId	<p><b>Type</b> reference</p> <p><b>Properties</b> Create, Filter, Group, Nillable, Sort, Update</p> <p><b>Description</b> ID of the Messaging template used.</p>
Name	<p><b>Type</b> string</p> <p><b>Properties</b> Autonumber, Defaulted on create, Filter, idLookup, Namefield, Sort</p> <p><b>Description</b> Name of the error. Maximum length is 80 characters.</p>
SystemModstamp	<p><b>Type</b> dateTime</p> <p><b>Properties</b> Defaulted on create, Filter, Sort</p> <p><b>Description</b> System modification time for the Messaging delivery error log.</p>
Type	<p><b>Type</b> picklist</p> <p><b>Properties</b> Create, Filter, Group, Restricted picklist, Sort , Update</p> <p><b>Description</b> The kind of event that occurred.</p> <ul style="list-style-type: none"> <li>• Error (Default)</li> <li>• Warning</li> </ul>

## MessagingEndUser

---

Represents a single address—such as a phone number or Facebook page—communicating with a single Messaging channel. This object is available in API version 45.0 and later

### Supported Calls

`create()`, `delete()`, `describeLayout()`, `describeSObjects()`, `getDeleted()`, `getUpdated()`, `query()`, `retrieve()`, `search()`, `undelete()`, `update()`, `upsert()`



## Fields

Field	Details
AccountId	<p><b>Type</b> reference</p> <p><b>Properties</b> Create, Filter, Group, Nillable, Sort, Update</p> <p><b>Description</b> ID of the account associated with this Messaging end user.</p>
ContactId	<p><b>Type</b> reference</p> <p><b>Properties</b> Create, Filter, Group, Nillable, Sort, Update</p> <p><b>Description</b> ID of the associated Contact.</p>
HasInitialResponseSent	<p><b>Type</b> boolean</p> <p><b>Properties</b> Create, Defaulted on create, Filter, Group, Sort, Update</p> <p><b>Description</b> Indicates whether an initial response has been sent to the Messaging end user (<code>true</code>) or not (<code>false</code>).</p>
IsFullyOptedIn	<p><b>Type</b> boolean</p> <p><b>Properties</b> Defaulted on create</p> <p><b>Description</b> Indicates whether the Messaging end user has opted in to receiving messages (<code>true</code>) or not (<code>false</code>). This field is available in API version 48.0 and later.</p>
IsOptedOut	<p><b>Type</b> boolean</p> <p><b>Properties</b> Create, Defaulted on create, Filter, Group, Sort, Update</p> <p><b>Description</b> Indicates whether the Messaging end user has opted out of receiving messages. Maximum API version 48.0</p>
IsoCountryCode	<p><b>Type</b> string</p>

Field	Details
	<p><b>Properties</b> Create, Filter, Group, Nillable, Sort</p> <p><b>Description</b> The ISO country code associated with the Messaging end user.</p>
LastReferencedDate	<p><b>Type</b> dateTime</p> <p><b>Properties</b> Filter, Nillable, Sort</p> <p><b>Description</b> The timestamp for when the current user last viewed a record related to this record.</p>
LastViewedDate	<p><b>Type</b> dateTime</p> <p><b>Properties</b> Filter, Nillable, Sort</p> <p><b>Description</b> The timestamp for when the current user last viewed this record. If this value is null, this record might only have been referenced (LastReferencedDate) and not viewed.</p>
Locale	<p><b>Type</b> string</p> <p><b>Properties</b> Create, Filter, Group, Nillable, Sort</p> <p><b>Description</b> Reserved for future use.</p>
MessageType	<p><b>Type</b> picklist</p> <p><b>Properties</b> Create, Filter, Group, Restricted picklist, Sort</p> <p><b>Description</b> Type of message. Possible values are:</p> <ul style="list-style-type: none"> <li>• Facebook</li> <li>• Phone</li> <li>• Text</li> <li>• WhatsApp</li> </ul>
MessagingChannelId	<p><b>Type</b> reference</p>

Field	Details
	<p><b>Properties</b> Create, Filter, Group, Sort</p> <p><b>Description</b> The ID of the Messaging channel associated with the Messaging end user.</p>
MessagingConsentStatus	<p><b>Type</b> picklist</p> <p><b>Properties</b> Create, Filter, Group, Nillable, Restricted picklist, Sort, Update</p> <p><b>Description</b> The consent status of the messaging user. This field is available in API version 48.0 and later. Possible values are:</p> <ul style="list-style-type: none"> <li>• DoublyOptedIn</li> <li>• ExplicitlyOptedIn</li> <li>• ImplicitlyOptedIn</li> <li>• OptedOut</li> </ul>
MessagingPlatformKey	<p><b>Type</b> string</p> <p><b>Properties</b> Create, Filter, Group, Sort</p> <p><b>Description</b> The phone number or Facebook page ID associated with this Messaging end user.</p>
Name	<p><b>Type</b> string</p> <p><b>Properties</b> Create, Filter, Group, idLookup, Sort, Update</p> <p><b>Description</b> The name of the Messaging end user.</p>
OwnerId	<p><b>Type</b> reference</p> <p><b>Properties</b> Create, Defaulted on create, Filter, Group, Sort, Update</p> <p><b>Description</b> ID of the owner associated with this Messaging end user.</p>
ProfilePictureUrl	<p><b>Type</b> url</p>

Field	Details
	<p><b>Properties</b> Create, Filter, Group, Nillable, Sort</p> <p><b>Description</b> The URL of the Messaging end user's profile picture.</p>

## Associated Objects

This object has the following associated objects. Unless noted, they are available in the same API version as this object.

### MessagingEndUserHistory

History is available for tracked fields of the object.

### MessagingEndUserOwnerSharingRule

Sharing rules are available for the object.

### MessagingEndUserShare

Sharing is available for the object.

## MessagingLink

Represents the link between a Messaging Channel and where it's shared. This object is available in API version 47.0 and later.

## Supported Calls

`create()`, `delete()`, `describeLayout()`, `describeSObjects()`, `query()`, `retrieve()`, `update()`, `upsert()`

## Fields

Field	Details
EntityType	<p><b>Type</b> picklist</p> <p><b>Properties</b> Create, Filter, Group, Restricted picklist, Sort, Update</p> <p><b>Description</b> Possible values are:</p> <ul style="list-style-type: none"> <li>Account</li> <li>Case</li> <li>Contact</li> <li>CustomEntityDefinition—Custom Object Definition</li> <li>Lead</li> <li>Opportunity</li> </ul>

Field	Details
MessagingChannelId	<p><b>Type</b> reference</p> <p><b>Properties</b> Create, Filter, Group, Sort</p>
RecordTypeId	<p><b>Type</b> reference</p> <p><b>Properties</b> Create, Filter, Group, Nillable, Sort, Update</p>
ShouldAttemptAutoLink	<p><b>Type</b> boolean</p> <p><b>Properties</b> Create, Defaulted on create, Filter, Group, Sort, Update</p>
ShouldPromptCreate	<p><b>Type</b> boolean</p> <p><b>Properties</b> Create, Defaulted on create, Filter, Group, Sort, Update</p>

## MessagingSession

Represents a session on a Messaging channel. This object is available in API version 47.0 and later.

### Supported Calls

`create()`, `delete()`, `describeLayout()`, `describeSObjects()`, `getDeleted()`, `getUpdated()`, `query()`, `retrieve()`, `search()`, `undelete()`, `update()`, `upsert()`

### Fields

Field	Details
AcceptTime	<p><b>Type</b> dateTime</p> <p><b>Properties</b> Create, Filter, Nillable, Sort, Update</p> <p><b>Description</b> The time when an agent accepts an incoming Messaging session.</p>

Field	Details
AgentMessageCount	<p><b>Type</b> int</p> <p><b>Properties</b> Nillable</p> <p><b>Description</b> The number of messages sent by the agent during the session.</p>
AgentType	<p><b>Type</b> picklist</p> <p><b>Properties</b> Create, Defaulted on create, Filter, Group, Nillable, Restricted picklist, Sort</p> <p><b>Description</b> The type of agent that is assigned to the Messaging session. Possible values are:</p> <ul style="list-style-type: none"> <li>• Agent</li> <li>• Bot</li> <li>• BotToAgent—Bot &amp; Agent</li> <li>• System—Used for triggered outbound messages</li> </ul>
CaseId	<p><b>Type</b> reference</p> <p><b>Properties</b> Create, Filter, Group, Nillable, Sort, Update</p> <p><b>Description</b> The ID of the case associated with this Messaging session.</p>
ChannelEndUserFormula	<p><b>Type</b> string</p> <p><b>Properties</b> Filter, Group, idLookup, Nillable, Sort</p> <p><b>Description</b> A concatenation of the Messaging channel and Messaging user.</p>
ChannelGroup	<p><b>Type</b> string</p> <p><b>Properties</b> Create, Filter, Group, Nillable, Sort, Update</p> <p><b>Description</b> The group of the associated Messaging channel.</p>
ChannelIntent	<p><b>Type</b> string</p>

Field	Details
	<p><b>Properties</b> Create, Filter, Group, Nillable, Sort, Update</p> <p><b>Description</b> The intent of the associated Messaging channel.</p>
ChannelKey	<p><b>Type</b> string</p> <p><b>Properties</b> Filter, Group, Nillable, Sort</p> <p><b>Description</b> The unique identifier for the associated Messaging channel.</p>
ChannelLocale	<p><b>Type</b> string</p> <p><b>Properties</b> Create, Filter, Group, Nillable, Sort, Update</p> <p><b>Description</b> The locale of the associated Messaging channel.</p>
ChannelName	<p><b>Type</b> string</p> <p><b>Properties</b> Filter, Group, Nillable, Sort</p> <p><b>Description</b> The name of the associated Messaging channel.</p>
ChannelType	<p><b>Type</b> picklist</p> <p><b>Properties</b> Filter, Group, Nillable, Restricted picklist, Sort</p> <p><b>Description</b> The type of the associated Messaging channel. Possible values are:</p> <ul style="list-style-type: none"><li>• Facebook</li><li>• Phone</li><li>• Text</li></ul>
EndTime	<p><b>Type</b> dateTime</p> <p><b>Properties</b> Create, Filter, Nillable, Sort</p>

Field	Details
	<p><b>Description</b> The time when the Messaging session ended.</p>
EndUserAccountId	<p><b>Type</b> reference</p> <p><b>Properties</b> Filter, Group, Nillable, Sort</p> <p><b>Description</b> The ID of the end user's account record.</p>
EndUserContactId	<p><b>Type</b> reference</p> <p><b>Properties</b> Filter, Group, Nillable, Sort</p> <p><b>Description</b> The ID of the end user's contact record.</p>
EndUserMessageCount	<p><b>Type</b> int</p> <p><b>Properties</b> Nillable</p> <p><b>Description</b> The number of messages sent by the Messaging end user.</p>
LastReferencedDate	<p><b>Type</b> dateTime</p> <p><b>Properties</b> Filter, Nillable, Sort</p> <p><b>Description</b> The timestamp for when the current user last viewed a record related to this record.</p>
LastViewedDate	<p><b>Type</b> dateTime</p> <p><b>Properties</b> Filter, Nillable, Sort</p> <p><b>Description</b> The timestamp for when the current user last viewed this record. If this value is null, this record might only have been referenced (LastReferencedDate) and not viewed.</p>
LeadId	<p><b>Type</b> reference</p>



Field	Details
	<p><b>Properties</b> Create, Filter, Group, Nillable, Sort, Update</p> <p><b>Description</b> The ID of the Lead associated with this Messaging session.</p>
MessagingChannelId	<p><b>Type</b> reference</p> <p><b>Properties</b> Create, Filter, Group, Sort</p> <p><b>Description</b> The ID of the Messaging channel associated with this Messaging session.</p>
MessagingEndUserId	<p><b>Type</b> reference</p> <p><b>Properties</b> Create, Filter, Group, Sort</p> <p><b>Description</b> The ID of the Messaging end user associated with this Messaging session.</p>
Name	<p><b>Type</b> string</p> <p><b>Properties</b> Autonumber, Defaulted on create, Filter, idLookup, Sort</p> <p><b>Description</b> The name of this Messaging session.</p>
OpportunityId	<p><b>Type</b> reference</p> <p><b>Properties</b> Create, Filter, Group, Nillable, Sort, Update</p> <p><b>Description</b> The ID of the opportunity record associated with this Messaging session.</p>
Origin	<p><b>Type</b> picklist</p> <p><b>Properties</b> Create, Defaulted on create, Filter, Group, Restricted picklist, Sort</p> <p><b>Description</b> The origin of this Messaging session. Possible values are:</p> <ul style="list-style-type: none"> <li>• AgentInitiated</li> <li>• ConversationClose</li> </ul>

Field	Details
	<ul style="list-style-type: none"> <li>• InboundInitiated</li> <li>• OptIn—Opt In Status Change</li> <li>• OptOut—Opt Out Status Change</li> <li>• TriggeredOutbound</li> </ul>
OwnerId	<p><b>Type</b> reference</p> <p><b>Properties</b> Create, Defaulted on create, Filter, Group, Sort, Update</p> <p><b>Description</b> The ID of the owner associated with this Messaging session.</p>
PreviewDetails	<p><b>Type</b> string</p> <p><b>Properties</b> Nillable</p> <p><b>Description</b> The preview shown to an agent for this Messaging session.</p>
SessionKey	<p><b>Type</b> string</p> <p><b>Properties</b> Create, Filter, Group, Nillable, Sort</p> <p><b>Description</b> The identifier for the Messaging session.</p>
StartTime	<p><b>Type</b> dateTime</p> <p><b>Properties</b> Create, Filter, Nillable, Sort</p> <p><b>Description</b> The time when the Messaging session started.</p>
Status	<p><b>Type</b> picklist</p> <p><b>Properties</b> Create, Filter, Group, Restricted picklist, Sort</p> <p><b>Description</b> The status of the Messaging session. Possible values are:</p> <ul style="list-style-type: none"> <li>• Active</li> <li>• Ended</li> </ul>

Field	Details
	<ul style="list-style-type: none"> <li>New</li> <li>Waiting</li> </ul>
TargetUserId	<p><b>Type</b> reference</p> <p><b>Properties</b> Create, Filter, Group, Nillable, Sort, Update</p> <p><b>Description</b> The ID of the target user associated with this Messaging session.</p>

## Associated Objects

This object has the following associated objects. Unless noted, they are available in the same API version as this object.

### [MessagingSessionFeed](#)

Feed tracking is available for the object.

### [MessagingSessionHistory](#)

History is available for tracked fields of the object.

### [MessagingSessionOwnerSharingRule](#)

Sharing rules are available for the object.

### [MessagingSessionShare](#)

Sharing is available for the object.

## MessagingTemplate

Represents a Messaging template used to send pre-formatted messages. This object is available in API version 47.0 and later.

## Supported Calls

`create()`, `delete()`, `describeLayout()`, `describeSObjects()`, `query()`, `retrieve()`, `update()`, `upsert()`

## Fields

Field	Details
Description	<p><b>Type</b> textarea</p> <p><b>Properties</b> Create, Nillable, Update</p>

Field	Details
	<p><b>Description</b> The description of the Messaging template.</p>
DeveloperName	<p><b>Type</b> string</p> <p><b>Properties</b> Create, Filter, Group, Sort, Update</p> <p><b>Description</b> The API name for the Messaging template.</p>
Language	<p><b>Type</b> picklist</p> <p><b>Properties</b> Create, Defaulted on create, Filter, Group, Nillable, Restricted picklist, Sort, Update</p> <p><b>Description</b> The language of the Messaging template.</p>
MasterLabel	<p><b>Type</b> string</p> <p><b>Properties</b> Create, Filter, Group, Sort, Update</p> <p><b>Description</b> The label of the Messaging template.</p>
Message	<p><b>Type</b> textarea</p> <p><b>Properties</b> Create, Update</p> <p><b>Description</b> The body text of the Messaging template.</p>

## MetadataPackage

---

Represents a package that has been developed in the org you're logged in to. Applies to unlocked, unmanaged, first-generation, and second-generation managed packages.

### Supported Calls

`describeSObjects()`, `query()`, `retrieve()`

## Fields

Field Name	Details
Name	<p><b>Type</b> string</p> <p><b>Properties</b> Filter, Group, idLookup, Sort</p> <p><b>Description</b> The name of the package.</p>
NamespacePrefix	<p><b>Type</b> string</p> <p><b>Properties</b> Filter, Group, Nillable, Sort</p> <p><b>Description</b> For first-generation and second-generation managed packages, and unlocked packages with namespaces, this field is the namespace prefix assigned to the package. For unmanaged packages, or no-namespace unlocked packages, this field is blank.</p>
PackageCategory	<p><b>Type</b> picklist</p> <p><b>Properties</b> Defaulted on create, Filter, Group, Nillable, Restricted picklist, Sort</p> <p><b>Description</b> The type of package. Valid values are:</p> <ul style="list-style-type: none"> <li>• <code>Application</code> (internal use only)</li> <li>• <code>Module</code> (internal use only)</li> <li>• <code>Package</code>—Represents either an unmanaged package or a first-generation managed package.</li> <li>• <code>Package2</code>—Represents either an unlocked package or a second-generation managed package.</li> </ul> <p>The default value is <code>Package</code>.</p> <p>This field is available in API version 49.0 and later.</p>

## Usage

Here are examples of the types of API queries you can perform.

Query	String
Show all managed and unmanaged packages in the org	<pre>SELECT Name, NamespacePrefix FROM MetadataPackage</pre>
Show only managed packages in the org	<pre>SELECT Name, NamespacePrefix FROM MetadataPackage WHERE NamespacePrefix &lt;&gt; ''</pre>

## MetadataPackageVersion

Represents a package version (managed or unmanaged) that has been uploaded from the org you're logged in to.

### Supported Calls

`describeSObjects()`, `query()`, `retrieve()`

### Fields

Field Name	Details
BuildNumber	<p><b>Type</b> int</p> <p><b>Properties</b> Filter, Group, Nillable, Sort</p> <p><b>Description</b> The build number of the version. For example, if you upload two beta versions, they have build numbers 1 and 2. Then, when you upload a non-beta version, the build number is 3. When you upload a new version, the build number resets to 1.</p>
IsDeprecated	<p><b>Type</b> boolean</p> <p><b>Properties</b> Filter, Group, Sort</p> <p><b>Description</b> Indicates whether the package version is deprecated. Available in API version 46.0 and later.</p>
MajorVersion	<p><b>Type</b> int</p> <p><b>Properties</b> Filter, Group, Nillable, Sort</p>

Field Name	Details
	<p><b>Description</b></p> <p>The first number in a package version number. A version number either has an <math>x.y</math> format or an <math>x.y.z</math> format. The <math>x</math> represents the major version, <math>y</math> the minor version, and <math>z</math> the patch version.</p>
MetadataPackageId	<p><b>Type</b></p> <p>reference</p> <p><b>Properties</b></p> <p>Filter, Group, Nillable, Sort</p> <p><b>Description</b></p> <p>The 18-character package ID starting with 033.</p>
MinorVersion	<p><b>Type</b></p> <p>int</p> <p><b>Properties</b></p> <p>Filter, Group, Nillable, Sort</p> <p><b>Description</b></p> <p>The second number in a package version number. A version number either has an <math>x.y</math> format or an <math>x.y.z</math> format. The <math>x</math> represents the major version, <math>y</math> the minor version, and <math>z</math> the patch version.</p>
Name	<p><b>Type</b></p> <p>string</p> <p><b>Properties</b></p> <p>Filter, Group, idLookup, Sort</p> <p><b>Description</b></p> <p>The name of the package version.</p>
PatchVersion	<p><b>Type</b></p> <p>int</p> <p><b>Properties</b></p> <p>Filter, Group, Nillable, Sort</p> <p><b>Description</b></p> <p>The third number in a package version number, if present. A version number either has an <math>x.y</math> format or an <math>x.y.z</math> format. The <math>x</math> represents the major version, <math>y</math> the minor version, and <math>z</math> the patch version.</p>
ReleaseState	<p><b>Type</b></p> <p>picklist</p> <p><b>Properties</b></p> <p>Filter, Group, Nillable, Restricted picklist, Sort</p>

**Field Name****Details****Description**

If the package version is a beta version, the value is Beta. Otherwise, the value is Released.

## Usage

Here are examples of the types of API queries you can perform.

**Query****String**

Get all package versions for the package that has a MetadataPackageID of 033D00000001xQlIAI

```
SELECT Id, Name, ReleaseState,
MajorVersion, MinorVersion, PatchVersion
FROM MetadataPackageVersion WHERE
MetadataPackageId = '033D00000001xQlIAI'
```

Get the package version for the package with a specific MetadataPackageID and a major version greater than 1

```
SELECT Id FROM MetadataPackageVersion WHERE
MetadataPackageId = '033D00000001xQlIAI'
AND MajorVersion > 1
```

Get released package versions for the package with a specific MetadataPackageID

```
SELECT Id FROM MetadataPackageVersion WHERE
MetadataPackageId = '033D00000001xQlIAI'
AND ReleaseState = 'Released'
```

### Java Code Sample

Suppose you want to push version 3.4.6 of your package to all orgs. Let's write some code to identify the orgs eligible for the upgrade. This example demonstrates how to generate the list of subscriber orgs eligible to be upgraded to version 3.4.6 of a package.

This code sample uses the Web Services Connector (WSC).

```
// Finds all Active subscriber orgs that have the package installed
String PACKAGE_SUBSCRIBER_ORG_KEY_QUERY = "Select OrgKey from PackageSubscribers where
OrgStatus = 'Active' and InstalledStatus = 'I'";

// Finds all MetadataPackageVersions lower than the version given, including the list
// of subscribers for each version
String METADATA_PACKAGE_VERSION_QUERY = "Select Id, Name, ReleaseState, (%s) from"
+ " MetadataPackageVersion where MetadataPackageId = '%s' AND ReleaseState = 'Released'"
+ " AND (MajorVersion < 3 OR (MajorVersion = 3 and MinorVersion < 4))"
+ " OR (MajorVersion = 3 and MinorVersion = 4 and PatchVersion < 6)";

// conn is an EnterpriseConnection instance initialized with a ConnectionConfig object
// representing a connection to the developer org of the package
QueryResult results = conn.query(String.format(METADATA_PACKAGE_VERSION_QUERY,
PACKAGE_SUBSCRIBER_ORG_KEY_QUERY));

// This list will hold all of the PackageSubscriber objects that are eligible for upgrade
// to the given version
```



```

List<PackageSubscriber> subscribers = new ArrayList<>();
for (SObject mpvso : results.getRecords()) {

    // Cast the sObject to a MetadataPackageVersion
    MetadataPackageVersion mpv = (MetadataPackageVersion) mpvso;

    // Add subscribers to our list
    if (mpv.getPackageSubscribers() != null) {
        for (SObject pssso : mpv.getPackageSubscribers().getRecords()) {
            subscribers.add((PackageSubscriber) pssso);
        }
    }
}

```

**Next Step**

Create a push request using PackagePushRequest.

## Metric

---

The Metric object represents the components of a goal metric such as its name, metric type, and current value.

## Supported Calls

create(), delete(), describeLayout(), describeSObjects(), getDeleted(), getUpdated(), query(), retrieve(), search(), undelete(), update(), upsert()

## Fields

Field Name	Details
CompletionDate	<p><b>Type</b> dateTime</p> <p><b>Properties</b> Create, Filter, Nillable, Sort, Update</p> <p><b>Description</b> The completion date of the metric.</p>
CurrentValue	<p><b>Type</b> double</p> <p><b>Properties</b> Create, Defaulted on create, Filter, Nillable, Sort, Update</p> <p><b>Description</b> The current value of the metric.</p>
Description	<p><b>Type</b> textarea</p>

Field Name	Details
	<p><b>Properties</b> Create, Nillable, Update</p> <p><b>Description</b> The description of the metric. The maximum length is 65,535 characters.</p>
DueDate	<p><b>Type</b> date</p> <p><b>Properties</b> Create, Filter, Group, Nillable, Sort, Update</p> <p><b>Description</b> The due date of the metric.</p>
GoalId	<p><b>Type</b> reference</p> <p><b>Properties</b> Create, Filter, Group, Nillable, Sort, Update</p> <p><b>Description</b> The ID of the goal the metric is related to.</p>
InitialValue	<p><b>Type</b> double</p> <p><b>Properties</b> Create, Defaulted on create, Filter, Nillable, Sort, Update</p> <p><b>Description</b> The initial value of the metric.</p>
IsCompletionMetric	<p><b>Type</b> boolean</p> <p><b>Properties</b> Defaulted on create, Filter, Group, Sort</p> <p><b>Description</b> Read only. If <code>true</code>, the metric measures whether or not the metric is finished. If <code>false</code>, the metric measures how much is finished compared to a targeted value.</p>
LastComment	<p><b>Type</b> textarea</p> <p><b>Properties</b> Create, Filter, Group, Nillable, Sort, Update</p> <p><b>Description</b> A comment that provides more context about the metric, such as its status or progress. The maximum length is 255 characters.</p>

Field Name	Details
LastReferencedDate	<p><b>Type</b> dateTime</p> <p><b>Properties</b> Filter, Nillable, Sort</p> <p><b>Description</b> The timestamp that indicates when a user last viewed a record that is related to this metric.</p>
LastViewedDate	<p><b>Type</b> dateTime</p> <p><b>Properties</b> Filter, Nillable, Sort</p> <p><b>Description</b> The timestamp that indicates when a user last viewed this metric. If this value is null, this record might have been only referenced (<code>LastReferencedDate</code>) and not viewed.</p>
Name	<p><b>Type</b> string</p> <p><b>Properties</b> Create, Filter, Group, Sort, Update</p> <p><b>Description</b> The name of the metric.</p>
OwnerId	<p><b>Type</b> reference</p> <p><b>Properties</b> Create, Defaulted on create, Filter, Group, Sort, Update</p> <p><b>Description</b> ID of the user who owns the metric.</p>
Progress	<p><b>Type</b> percent</p> <p><b>Properties</b> Filter, Nillable, Sort</p> <p><b>Description</b> Read only. The overall progress of the metric.</p>
RecordTypeId	<p><b>Type</b> reference</p> <p><b>Properties</b> Create, Filter, Group, Nillable, Sort, Update</p>

Field Name	Details
	<p><b>Description</b> ID of the related record type.</p>
StartDate	<p><b>Type</b> date</p> <p><b>Properties</b> Create, Filter, Group, Nillable, Sort, Update</p> <p><b>Description</b> The start date of the metric.</p>
Status	<p><b>Type</b> picklist</p> <p><b>Properties</b> Create, Defaulted on create, Filter, Group, Nillable, Restricted picklist, Sort, Update</p> <p><b>Description</b> The status of the metric. Possible values include:</p> <ul style="list-style-type: none"> <li>• Not Started</li> <li>• On Track</li> <li>• Behind</li> <li>• Critical</li> <li>• Completed</li> <li>• Postponed</li> <li>• Canceled</li> <li>• Not Completed</li> </ul>
TargetValue	<p><b>Type</b> double</p> <p><b>Properties</b> Create, Defaulted on create, Filter, Nillable, Sort, Update</p> <p><b>Description</b> The target value of the metric.</p>
Weight	<p><b>Type</b> double</p> <p><b>Properties</b> Create, Filter, Nillable, Sort, Update</p> <p><b>Description</b> The weight of the metric. The sum of the weights should equal 100%.</p>

## Associated Objects

This object has the following associated objects. Unless noted, they are available in the same API version as this object.

### MetricFeed

Feed tracking is available for the object.

### MetricHistory

History is available for tracked fields of the object.

### MetricOwnerSharingRule

Sharing rules are available for the object.

### MetricShare

Sharing is available for the object.

## MetricDataLink

---

The link between the metric and the data source, such as a report.

## Supported Calls

`create()`, `delete()`, `describeSObjects()`, `getDeleted()`, `getUpdated()`, `query()`, `retrieve()`, `undelete()`, `update()`, `upsert()`

## Fields

Field Name	Details
DatasourceFieldName	<p><b>Type</b> string</p> <p><b>Properties</b> Create, Filter, Group, Sort, Update</p> <p><b>Description</b> The field name of the data source, such as a report summary field.</p>
DataSourceId	<p><b>Type</b> reference</p> <p><b>Properties</b> Create, Filter, Group, Nillable, Sort, Update</p> <p><b>Description</b> The ID of the data source.</p>
LastSynchronizationTime	<p><b>Type</b> dateTime</p> <p><b>Properties</b> Create, Filter, Nillable, Sort, Update</p>

Field Name	Details
	<p><b>Description</b> The last time the data was synchronized.</p>
Name	<p><b>Type</b> string</p> <p><b>Properties</b> Autonumber, Defaulted on create, Filter, Sort</p> <p><b>Description</b> The name given to the data link record.</p>
TargetId	<p><b>Type</b> reference</p> <p><b>Properties</b> Create, Filter, Group, Sort</p> <p><b>Description</b> The ID of the metric that the data is linked to.</p>

## Associated Objects

This object has the following associated objects. Unless noted, they are available in the same API version as this object.

### [MetricDataLinkHistory](#)

History is available for tracked fields of the object.

## MetricsDataFile

Represents a data file containing usage metrics on all installations of a managed package in a Salesforce instance. This object is available in API version 30.0 and later.

## Supported Calls

`query()`, `delete()`

## Fields

Field Name	Details
MetricsDataFile	<p><b>Type</b> base64</p> <p><b>Properties</b> Filter, Query, Sort</p>

Field Name	Details
	<p><b>Description</b> A text file containing the usage data encoded in Base 64.</p>
MetricsDataFileContentType	<p><b>Type</b> string</p> <p><b>Properties</b> Filter, Query, Sort</p> <p><b>Description</b> The format of the data file. Currently, the only allowed value is <code>text/csv</code>.</p>
MetricsDataFileLength	<p><b>Type</b> int</p> <p><b>Properties</b> Filter, Query, Sort</p> <p><b>Description</b> The size of the data file in bytes.</p>
MetricsRunDate	<p><b>Type</b> dateTime</p> <p><b>Properties</b> Filter, Query, Sort</p> <p><b>Description</b> The date when the usage metrics collection job was run.</p>
MetricsEndDate	<p><b>Type</b> dateTime</p> <p><b>Properties</b> Filter, Query, Sort</p> <p><b>Description</b> The end time and date for the data collection.</p>
MetricsStartDate	<p><b>Type</b> dateTime</p> <p><b>Properties</b> Filter, Query, Sort</p> <p><b>Description</b> The start time and date for the data collection.</p>
MetricsType	<p><b>Type</b> picklist</p> <p><b>Properties</b> Filter, Query, Sort</p>

Field Name	Details
	<p><b>Description</b></p> <p>The type of data being collected. The possible values are <code>CustomObject</code> and <code>Visualforce</code>.</p>
NamespacePrefix	<p><b>Type</b></p> <p>string</p> <p><b>Properties</b></p> <p>Filter, Query, Sort</p> <p><b>Description</b></p> <p>The namespace prefix of the package for which data is being collected.</p>
SendingInstance	<p><b>Type</b></p> <p>string</p> <p><b>Properties</b></p> <p>Filter, Query, Sort</p> <p><b>Description</b></p> <p>The server instance from which this data was collected, for example, "na8."</p>

## Usage

Use this object to access customer usage metrics for a managed package. Each record contains one day's data, on either custom objects or Visualforce pages, for all organizations in a Salesforce instance that have the package installed. The following data is collected each day.

- **Custom objects** — the number of records stored in each custom object.
- **Visualforce pages** — the number of times each Visualforce page was accessed, the number of unique users who accessed it, and the average loading time (in milliseconds).

The custom objects data is a snapshot that reflects the state of the organization at the time the database was sampled, while the Visualforce data covers usage over a 24-hour period.

This feature is intended for API access only. The owner of the package must write a secondary process to retrieve the metrics data from the reporting organization, and export it to another system for analysis.

The usage metrics data for all production organizations in a given instance is merged and written into a text file, in a specified format, once a day. If an instance doesn't have any organizations with the package installed or any organizations that accessed Visualforce pages in the package, a blank record is created for that day, with `MetricsDataFileLength` set to zero.

In a record for custom objects, each row of the text file contains usage data in the following order.

- Organization ID
- Organization name
- Organization edition
- Organization status
- Name of the custom object
- Number of records of the custom object on the specified day



The custom object count is a snapshot captured once each day. Here's a section of a sample data file for custom objects. It shows there were 3500 and 1500 records in the Alpha and Beta custom objects, respectively, in the specified customer organization on the specified day.

```
"00Dxx0000001gbk","org1","Enterprise Edition","TRIAL","Alpha", "3500"
"00Dxx0000001gbk","org1","Enterprise Edition","TRIAL","Beta", "1500"
```

In a record for Visualforce pages, each row of the text file contains usage data in the following order.

- Organization ID
- Organization name
- Organization edition
- Organization status
- Package version number
- Name of the Visualforce page
- Number of times the page was accessed
- Number of unique users who accessed the page
- Average loading time of the page, in milliseconds

The Visualforce counts for each organization measure the number of times the page was viewed in the duration between the start and end times. Here's a section of a sample data file for Visualforce pages.

```
"00Dxx0000001gbk","org1","Enterprise Edition","TRIAL","1.0","/apex/gm12__f1","1","1","66.0"
"00Dxx0000001gbk","org1","Enterprise Edition","TRIAL","1.0","/apex/gm12__f2","1","1","128.0"
"00Dxx0000001gbk","org1","Enterprise Edition","TRIAL","1.0","/apex/gm12__f3","1","1","107.0"
"00Dxx0000001gbf","org1","Enterprise Edition","TRIAL","1.0","/apex/gm12__f1","5","1","73.6"
"00Dxx0000001gbf","org1","Enterprise Edition","TRIAL","1.0","/apex/gm12__f2","1","1","72.0"
"00Dxx0000001gbf","org1","Enterprise Edition","TRIAL","1.0","/apex/gm12__f3","7","1","50.8"
```

## MilestoneType

Represents a milestone (required step in a customer support process). This object is available in API version 18.0 and later.

## Supported Calls

`create()`, `delete()`, `describeSObjects()`, `query()`, `retrieve()`, `update()`, `upsert()`

## Special Access Rules

As of Summer '20 and later, only Salesforce admins, users with access to the Case, Entitlement, or Work Order objects, and users with the View Setup and Configuration permission can access this object.

## Fields

Field	Details
Description	Type textarea

Field	Details
	<p><b>Properties</b> Create, Filter, Nillable, Update</p> <p><b>Description</b> A description of the milestone.</p>
Name	<p><b>Type</b> string</p> <p><b>Properties</b> Create, Filter, idLookup, Update</p> <p><b>Description</b> The name of the milestone.</p>
RecurrenceType	<p><b>Type</b> picklist</p> <p><b>Properties</b> Create, Update</p> <p><b>Description</b> The type of recurrence for the milestone.</p>

## Usage

Use this object to query and manage the milestone type for CaseMilestone records.

SEE ALSO:

[CaseMilestone](#)

[SlaProcess](#)

## MobileSettingsAssignment

Represents the assignment of a particular field service mobile settings configuration to a user profile. This object is available in API version 41.0 and later.

### Supported Calls

`create()`, `delete()`, `describeObjects()`, `query()`, `retrieve()`, `update()`, `upsert()`

### Special Access Rules

Field Service Lightning must be enabled.

## Fields

Field Name	Details
FieldServiceMobileSettingsId	<p><b>Type</b> reference</p> <p><b>Properties</b> Create, Filter, Group, Sort, Update</p> <p><b>Description</b> The ID of a set of field service mobile settings.</p>
ProfileId	<p><b>Type</b> reference</p> <p><b>Properties</b> Create, Filter, Group, Nillable, Sort, Update</p> <p><b>Description</b> The ID of the profile to associate with the set of field service mobile settings.</p>

## MsgChannelLanguageKeyword

Represents the consent configuration for a Messaging channel. This object is available in API version 48.0 and later.

### Supported Calls

`create()`, `describeSObjects()`, `delete()`, `query()`, `retrieve()`, `search()`, `update()`, `upsert()`

## Fields

Field	Details
CustomKeywords	<p><b>Type</b> textarea</p> <p><b>Properties</b> Create, Nillable, Update</p> <p><b>Description</b> The keywords a Messaging end user can send to receive the Custom Response.</p>
CustomResponse	<p><b>Type</b> textarea</p> <p><b>Properties</b> Create, Nillable, Update</p>

Field	Details
	<p><b>Description</b> The automated response sent when a Messaging end user sends a Custom Keyword.</p>
DoubleOptInKeywords	<p><b>Type</b> textarea</p> <p><b>Properties</b> Create, Nillable, Update</p> <p><b>Description</b> The keywords a Messaging end user can send to doubly opt in to receiving messages.</p>
HelpKeywords	<p><b>Type</b> textarea</p> <p><b>Properties</b> Create, Nillable, Update</p> <p><b>Description</b> The keywords a Messaging end user can send to request help during a Messaging session.</p>
HelpResponse	<p><b>Type</b> textarea</p> <p><b>Properties</b> Create, Nillable, Update</p> <p><b>Description</b> The automated response sent when a Messaging end user requests help.</p>
MasterLanguage	<p><b>Type</b> picklist</p> <p><b>Properties</b> Create, Filter, Group, Restricted picklist, Sort, Update</p> <p><b>Description</b> The language used for this consent configuration.</p>
MessagingChannelId	<p><b>Type</b> reference</p> <p><b>Properties</b> Create, Filter, Group, Sort</p> <p><b>Description</b> The ID of the associated Messaging channel.</p>
OptInConfirmation	<p><b>Type</b> textarea</p> <p><b>Properties</b> Create, Update</p>

Field	Details
	<p><b>Description</b> The automated response sent when a Messaging end user opts in to receiving messages.</p>
OptInKeywords	<p><b>Type</b> textarea</p> <p><b>Properties</b> Create, Nillable, Update</p> <p><b>Description</b> The keywords a Messaging end user can send to explicitly opt in to receiving messages.</p>
OptOutConfirmation	<p><b>Type</b> textarea</p> <p><b>Properties</b> Create, Update</p> <p><b>Description</b> The automated response sent when a Messaging end user opts out of receiving messages.</p>
OptOutKeywords	<p><b>Type</b> textarea</p> <p><b>Properties</b> Create, Nillable, Update</p> <p><b>Description</b> The keywords a Messaging end user can send to opt out of receiving messages.</p>

## MyDomainDiscoverableLogin

Represents configuration settings when the My Domain login page type is Discovery. Login Discovery provides an identity-first login experience, where the login page contains the identifier field only. Based on the identifier entered, a handler determines how to authenticate the user. This object is available in API version 45.0 and later.

### Supported Calls

`create()`, `delete()`, `describeSObjects()`, `query()`, `retrieve()`, `update()`, `upsert()`

### Fields

Field Name	Details
ApexHandlerId	<p><b>Type</b> reference</p>

Field Name	Details
	<p><b>Properties</b> Create, Filter, Group, Sort, Update</p> <p><b>Description</b> The ID of the Apex handler that contains the Discovery authentication logic.</p>
DeveloperName	<p><b>Type</b> string</p> <p><b>Properties</b> Create, Filter, Group, Sort, Update</p> <p><b>Description</b> The unique name of the object in the API. This name can contain only underscores and alphanumeric characters, and must be unique in your org. It must begin with a letter, not include spaces, not end with an underscore, and not contain two consecutive underscores. In managed packages, this field prevents naming conflicts on package installations. With this field, a developer can change the object's name in a managed package and the changes are reflected in a subscriber's organization.</p>
ExecuteApexHandlerAsId	<p><b>Type</b> reference</p> <p><b>Properties</b> Create, Filter, Group, Nillable, Sort, Update</p> <p><b>Description</b> The ID of the user who is executing the handler. Requires Manage User permission.</p>
Language	<p><b>Type</b> picklist</p> <p><b>Properties</b> Create, Defaulted on create, Filter, Group, Nillable, Restricted picklist, Sort, Update</p> <p><b>Description</b> The language of the <code>MasterLabel</code>. Possible values are:</p> <ul style="list-style-type: none"> <li>• <code>da</code> (Danish)</li> <li>• <code>de</code> (German)</li> <li>• <code>en_US</code> (English)</li> <li>• <code>es</code> (Spanish)</li> <li>• <code>es_MX</code> (Spanish - Mexican)</li> <li>• <code>fi</code> (Finnish)</li> <li>• <code>fr</code> (French)</li> <li>• <code>it</code> (Italian)</li> </ul>

Field Name	Details
	<ul style="list-style-type: none"> <li>• ja (Japanese)</li> <li>• ko (Korean)</li> <li>• nl_NL (Dutch)</li> <li>• no (Norwegian)</li> <li>• pt_BR (Portuguese - Brazilian)</li> <li>• ru (Russian)</li> <li>• sv (Swedish)</li> <li>• th (Thai)</li> <li>• zh_CN (Chinese - Simplified)</li> <li>• zh_TW (Chinese - Traditional)</li> </ul>
MasterLabel	<p><b>Type</b> string</p> <p><b>Properties</b> Create, Filter, Group, Sort, Update</p> <p><b>Description</b> The name of the action link group template.</p>
UsernameLabel	<p><b>Type</b> string</p> <p><b>Properties</b> Create, Filter, Group, Nillable, Sort, Update</p> <p><b>Description</b> Login prompt on login page when the My Domain login page type is Discovery. It supports localization with custom labels.</p>

## Usage

Use this object to access the My Domain Login Discovery Page, which is a login page type that prompts users to identify themselves with an email address, phone number, or custom identifier. My Domain Login Discovery performs an interview-based login process, where users are first prompted to provide identity and then authenticated. For example, users receive a verification code that they enter to complete the login process.

## MutingPermissionSet

Represents a set of disabled permissions and is used in conjunction with PermissionSetGroup . This object is available in API version 46.0 and later.

Use a muting permission set with a permission set group to mute certain permissions. For instance, you have a subscriber org using a managed package that contains a permission set group. To use the existing permission set group, the subscriber org can disable specific

permissions with a muting permission set. Or, perhaps you have a permission set group that contains several permission sets managed by different departments. Use a muting permission set to disable specific permissions based on your organization's needs.

## Supported Calls


`create()`, `delete()`, `describeSObjects()`, `query()`, `retrieve()`, `update()`, `upsert()`

## Special Access Rules

As of Summer '20 and later, only users who have one of these permissions can access this object:

- View Setup and Configuration
- Manage Session Permission Set Activations
- Assign Permission Sets

## Fields

Field Name	Details
DeveloperName	<p><b>Type</b> string</p> <p><b>Properties</b> Create, Filter, Group, Sort, Update</p> <p><b>Description</b> The unique name of the object in the API. This name can contain only underscores and alphanumeric characters, and must be unique in your org. It must begin with a letter, not include spaces, not end with an underscore, and not contain two consecutive underscores. In managed packages, this field prevents naming conflicts on package installations. With this field, a developer can change the object's name in a managed package and the changes are reflected in a subscriber's organization.</p> <p> <b>Note:</b> When creating large sets of data, always specify a unique DeveloperName for each record. If no DeveloperName is specified, performance can slow while Salesforce generates one for each record.</p>
Language	<p><b>Type</b> picklist</p> <p><b>Properties</b> Create, Defaulted on create, Filter, Group, Nillable, Restricted picklist, Sort, Update</p> <p><b>Description</b> The language of the muting permission set. Possible values are:</p> <ul style="list-style-type: none"> <li>• da (Danish)</li> <li>• de (German)</li> <li>• en_US (English)</li> </ul>



Field Name	Details
	<ul style="list-style-type: none"> <li>• <code>es</code> (Spanish)</li> <li>• <code>es_MX</code> (Spanish - Mexican)</li> <li>• <code>fi</code> (Finnish)</li> <li>• <code>fr</code> (French)</li> <li>• <code>it</code> (Italian)</li> <li>• <code>ja</code> (Japanese)</li> <li>• <code>ko</code> (Korean)</li> <li>• <code>nl_NL</code> (Dutch)</li> <li>• <code>no</code> (Norwegian)</li> <li>• <code>pt_BR</code> (Portuguese - Brazilian)</li> <li>• <code>ru</code> (Russian)</li> <li>• <code>sv</code> (Swedish)</li> <li>• <code>th</code> (Thai)</li> <li>• <code>zh_CN</code> (Chinese - Simplified)</li> <li>• <code>zh_TW</code> (Chinese - Traditional)</li> </ul>
<code>MasterLabel</code>	<p><b>Type</b> string</p> <p><b>Properties</b> Create, Filter, Group, Sort, Update</p> <p><b>Description</b> The muting permission set label for the aggregated, disabled permissions.</p>

## Usage

Use `MutingPermissionSet` to disable specified permissions within a permission set group.

## Name

Non-queryable object that provides information about foreign key traversals when the foreign key has more than one parent.

This object is used to retrieve information from related records where the related record may be from more than one object type (a polymorphic foreign key). For example, the owner of a case can be either a user or a group (queue). This object allows retrieval of the owner name, whether the owner is a user or a group (queue). You can use a `describe` call to access the information about parents for an object, or you can use the `who`, `what`, or `owner` fields (depending on the object) in SOQL queries. This object cannot be directly accessed.

## Supported Calls

`describeSObjects()`

## Fields

Field	Details
Alias	<p><b>Type</b> string</p> <p><b>Properties</b> Filter, Group, Nillable, Sort</p> <p><b>Description</b> The user alias. This field contains a value only if the related record is a user.</p>
Email	<p><b>Type</b> email</p> <p><b>Properties</b> Filter, Group, Nillable, Sort</p> <p><b>Description</b> The email address of the user or group (queue).</p>
FirstName	<p><b>Type</b> string</p> <p><b>Properties</b> Filter, Group, Nillable, Sort</p> <p><b>Description</b> The first name of the user, contact, or lead.</p>
IsActive	<p><b>Type</b> boolean</p> <p><b>Properties</b> Defaulted on create, Filter, Group, Sort</p> <p><b>Description</b> Indicates whether the related record is an active user (<code>true</code>) or not (<code>false</code>). This field contains a value only if the related record is a user.</p>
LastName	<p><b>Type</b> string</p> <p><b>Properties</b> Filter, Group, Nillable, Sort</p> <p><b>Description</b> The last name of the user, contact, or lead.</p>
LastReferencedDate	<p><b>Type</b> date</p> <p><b>Properties</b> Filter, Nillable, Sort, Update</p>

Field	Details
	<p><b>Description</b> The timestamp for when the current user last viewed a record related to this record.</p>
LastViewedDate	<p><b>Type</b> date</p> <p><b>Properties</b> Filter, Nillable, Sort, Update</p> <p><b>Description</b> The timestamp for when the current user last viewed this record. If this value is null, this record might only have been referenced (<code>LastReferencedDate</code>) and not viewed.</p>
MiddleName	<p><b>Type</b> string</p> <p><b>Properties</b> Filter, Group, Nillable, Sort</p> <p><b>Description</b> The middle name of the user, contact, or lead.</p>
Name	<p><b>Type</b> string</p> <p><b>Properties</b> Filter, Group, Nillable, Sort</p> <p><b>Description</b> Name of the parent of the object queried. If the parent is a user, contact, or lead, the value is a concatenation of the <code>FirstName</code>, <code>MiddleName</code>, <code>LastName</code>, and <code>Suffix</code> fields of the related record.</p>
Phone	<p><b>Type</b> phone</p> <p><b>Properties</b> Filter, Group, Nillable, Sort</p> <p><b>Description</b> The phone number of the user. This field contains a value only if the related record is a user.</p>
Profile	<p><b>Type</b> reference</p> <p><b>Properties</b> Filter, Nillable</p> <p><b>Description</b> The Profile of the user. Only populated if the related record is a user.</p>

Field	Details
ProfileId	<p><b>Type</b> reference</p> <p><b>Properties</b> Filter, Group, Nillable, Sort</p> <p><b>Description</b> ID of the user's Profile. Only populated if the related record is a user.</p>
Suffix	<p><b>Type</b> string</p> <p><b>Properties</b> Filter, Group, Nillable, Sort</p> <p><b>Description</b> The name suffix of the user, contact, or lead.</p>
Title	<p><b>Type</b> string</p> <p><b>Properties</b> Filter, Group, Nillable, Sort</p> <p><b>Description</b> The title of the user, for example CFO or CEO.</p>
Type	<p><b>Type</b> picklist</p> <p><b>Properties</b> Filter, Group, Nillable, Restricted picklist, Sort</p> <p><b>Description</b> A list of the types of sObjects that can be an owner of this object. You can use this field to filter on a type of owner, for example, return only the leads owned by a user.</p>
Username	<p><b>Type</b> string</p> <p><b>Properties</b> Filter, Group, Nillable, Sort</p> <p><b>Description</b> Contains the name that a user enters to log into the API or the user interface. The value for this field is in the form of an email address, and is only populated if the related record is a user.</p>
UserRole	<p><b>Type</b> picklist</p> <p><b>Properties</b> Filter, Nillable</p>

Field	Details
	<p><b>Description</b></p> <p>Name of the <code>Role</code> played by the user. Only populated for user rows.</p>
<code>UserRoleId</code>	<p><b>Type</b></p> <p>reference</p> <p><b>Properties</b></p> <p>Filter, Group, Nillable, Sort</p> <p><b>Description</b></p> <p>The ID of the user role associated with this object.</p>

## Usage


To query on relationships where the parent may be more than one type of object, use `who`, `what`, or `owner` relationship fields.

SEE ALSO:

[Object Basics](#)

## NamedCredential

Represents a named credential, which specifies the URL of a callout endpoint and its required authentication parameters in one definition. A named credential can be specified as an endpoint to simplify the setup of authenticated callouts. This object is available in API version 33.0 and later.

 **Note:** All credentials stored within this entity are encrypted under a framework that is consistent with other encryption frameworks on the platform. Salesforce encrypts your credentials by auto-creating org-specific keys. Credentials encrypted using the previous encryption scheme have been migrated to the new framework.

## Supported Calls

`describeSObjects()`, `query()`, `retrieve()`

## Fields

Field Name	Details
<code>AuthProviderId</code>	<p><b>Type</b></p> <p>reference</p> <p><b>Properties</b></p> <p>Filter, Group, Nillable, Sort</p>

Field Name	Details
	<p><b>Description</b></p> <p>Salesforce ID of the authentication provider, which defines the service that provides the login process and approves access to the external system.</p> <p>Only users with the “Customize Application” and “Manage AuthProviders” permissions can view this field.</p> <p>This field is available in API version 39.0 and later.</p>
CalloutOptionsAllowMergeFieldsInBody	<p><b>Type</b></p> <p>boolean</p> <p><b>Properties</b></p> <p>Filter</p> <p><b>Description</b></p> <p>For Apex callouts, indicates whether the code can use merge fields to populate HTTP request bodies with org data.</p> <p>This field is available in API version 35.0 and later.</p>
CalloutOptionsAllowMergeFieldsInHeader	<p><b>Type</b></p> <p>boolean</p> <p><b>Properties</b></p> <p>Filter</p> <p><b>Description</b></p> <p>For Apex callouts, indicates whether the code can use merge fields to populate HTTP headers with org data.</p> <p>This field is available in API version 35.0 and later.</p>
CalloutOptionsGenerateAuthorizationHeader	<p><b>Type</b></p> <p>boolean</p> <p><b>Properties</b></p> <p>Filter</p> <p><b>Description</b></p> <p>Indicates whether Salesforce automatically generates a standard authorization header for each callout to the named credential–defined endpoint.</p> <p>This field is available in API version 35.0 and later.</p>
DeveloperName	<p><b>Type</b></p> <p>string</p> <p><b>Properties</b></p> <p>Filter, Group, Sort</p>

Field Name	Details
	<p><b>Description</b></p> <p>The unique name of the object in the API. This name can contain only underscores and alphanumeric characters, and must be unique in your org. It must begin with a letter, not include spaces, not end with an underscore, and not contain two consecutive underscores. In managed packages, this field prevents naming conflicts on package installations. With this field, a developer can change the object's name in a managed package and the changes are reflected in a subscriber's organization.</p>
Endpoint	<p><b>Type</b></p> <p>textarea</p> <p><b>Properties</b></p> <p>Nullable</p> <p><b>Description</b></p> <p>The root URL of the endpoint.</p>
Language	<p><b>Type</b></p> <p>picklist</p> <p><b>Properties</b></p> <p>Filter, Group, Restricted picklist, Sort</p> <p><b>Description</b></p> <p>The language of the <code>MasterLabel</code>.</p>
MasterLabel	<p><b>Type</b></p> <p>string</p> <p><b>Properties</b></p> <p>Filter, Group, Sort</p> <p><b>Description</b></p> <p>The master label for the named credential. This display value is the internal label that doesn't get translated.</p>
NamespacePrefix	<p><b>Type</b></p> <p>string</p> <p><b>Properties</b></p> <p>Filter, Group, Nullable, Sort</p> <p><b>Description</b></p> <p>The namespace prefix that is associated with this object. Each Developer Edition org that creates a managed package has a unique namespace prefix. Limit: 15 characters. You can refer to a component in a managed package by using the <code><b>namespacePrefix__componentName</b></code> notation.</p>

Field Name	Details
PrincipalType	<p><b>Type</b> picklist</p> <p><b>Properties</b> Filter, Group, Restricted picklist, Sort</p> <p><b>Description</b> Tracks users who are accessing the external system. <code>Anonymous</code> implies that a user identity isn't specified for external system access. <code>Named Principal</code> uses one user identity for all users to access the external system.</p>

## Usage

Use the `NamedCredential` object to query named credentials in your organization.

SEE ALSO:

[ExternalDataUserAuth](#)

[ExternalDataSource](#)

## NamespaceRegistry

Represents a namespace that you can link to scratch orgs that were created from your org's Dev Hub. You use the namespace when developing, packaging, and releasing an app. You can't create this object with the API. Use the **Link Namespace** action in the Dev Hub graphical interface to insert a `NamespaceRegistry` record. This object is available in API version 41.0 and later.

## Supported Calls

`delete()`, `describeLayout()`, `describeSObjects()`, `getDeleted()`, `getUpdated()`, `query()`, `retrieve()`, `update()`

## Fields

Field Name	Details
Name	<p><b>Type</b> string</p> <p><b>Properties</b> Autonumber, Defaulted on create, Filter, Sort</p> <p><b>Description</b> The name of this namespace registry entry.</p>
NamespaceOrg	<p><b>Type</b> string</p>



Field Name	Details
	<p><b>Properties</b> Filter, Group, Nillable, Sort</p> <p><b>Description</b> The org ID of the Developer Edition org where you've registered the namespace you want to link.</p>
NamespacePrefix	<p><b>Type</b> string</p> <p><b>Properties</b> Filter, Group, Sort</p> <p><b>Description</b> The namespace prefix that you want to link to the scratch org.</p>

## Associated Objects

This object has the following associated objects. Unless noted, they are available in the same API version as this object.

### [NamespaceRegistryFeed](#)

Feed tracking is available for the object.

### [NamespaceRegistryHistory](#)

History is available for tracked fields of the object.

SEE ALSO:

[ActiveScratchOrg](#)

[ScratchOrgInfo](#)

## NavigationLinkSet

Represents the navigation menu in a community. A navigation menu consists of items that users can click to go to other parts of the community. This object is available in API version 35.0 and later.

## Supported Calls

`create()`, `delete()`, `describeSObjects()`, `query()`, `retrieve()`, `update()`, `upsert()`

`create()`, `delete()`, `update()`, and `upsert()` are available in API version 45.0 and later.

## Special Access Rules

Navigation menus are available only in communities created using the Customer Service template.

## Fields

Field Name	Details
DeveloperName	<p><b>Type</b> string</p> <p><b>Properties</b> Create, Filter, Group, Sort, Update Create and Update are available in API version 45.0 and later.</p> <p><b>Description</b> The unique name of the object in the API. This name can contain only underscores and alphanumeric characters, and must be unique in your org. It must begin with a letter, not include spaces, not end with an underscore, and not contain two consecutive underscores. In managed packages, this field prevents naming conflicts on package installations. With this field, a developer can change the object's name in a managed package and the changes are reflected in a subscriber's organization.</p>
Language	<p><b>Type</b> picklist</p> <p><b>Properties</b> Create, Defaulted on create, Filter, Group, Nillable, Restricted picklist, Sort, Update Create, Defaulted on create, Nillable, and Update are available in API version 45.0 and later.</p> <p><b>Description</b> Language for the navigation menu. Valid values are:</p> <ul style="list-style-type: none"><li>• Chinese (Simplified): zh_CN</li><li>• Chinese (Traditional): zh_TW</li><li>• Danish: da</li><li>• Dutch: nl_NL</li><li>• English: en_US</li><li>• Finnish: fi</li><li>• French: fr</li><li>• German: de</li><li>• Italian: it</li><li>• Japanese: ja</li><li>• Korean: ko</li><li>• Norwegian: no</li><li>• Portuguese (Brazil): pt_BR</li><li>• Russian: ru</li><li>• Spanish: es</li></ul>

Field Name	Details
	<ul style="list-style-type: none"> <li>Spanish (Mexico): <code>es_MX</code> Spanish (Mexico) defaults to Spanish for customer-defined translations.</li> <li>Swedish: <code>sv</code></li> <li>Thai: <code>th</code> The Salesforce user interface is fully translated to Thai, but Help is in English.</li> </ul>
MasterLabel	<p><b>Type</b> string</p> <p><b>Properties</b> Create, Filter, Group, Sort, Update Create and Update are available in API version 45.0 and later.</p> <p><b>Description</b> Label for the navigation menu.</p>
NetworkId	<p><b>Type</b> reference</p> <p><b>Properties</b> Create, Filter, Group, Nillable, Sort Create is available in API version 45.0 and later. Update is available in API versions 45.0 to 47.0.</p> <p><b>Description</b> ID of the community.</p>

## NavigationMenuItem

Represents a single menu item in a NavigationLinkSet. Use this object to create, delete, or update menu items in your community's navigation menu. This object is available in API version 35.0 and later.

### Supported Calls

`create()`, `delete()`, `describeSObjects()`, `query()`, `retrieve()`, `update()`, `upsert()`

### Special Access Rules

Navigation menus are available only in communities created using the Lightning community template. To use navigation menus in the Build Your Own template, you must build a custom navigation menu component.

## Fields

Field Name	Details
AccessRestriction	<p><b>Type</b> picklist</p> <p><b>Properties</b> Create, Filter, Group, Restricted picklist, Sort, Update</p> <p><b>Description</b> Determines if the menu item is available to guest users who aren't required to log in to the community.</p>
DefaultListViewId	<p><b>Type</b> reference</p> <p><b>Properties</b> Create, Filter, Group, Nillable, Sort, Update</p> <p><b>Description</b> If the value of the <code>Type</code> field is <code>SalesforceObject</code>, the value is the ID of the default list view for the object.</p>
DraftRowID	<p><b>Type</b> reference</p> <p><b>Properties</b> Create, Filter, Group, Nillable, Sort</p> <p><b>Description</b> The ID of the draft navigation menu item. The ID is unique within your organization.</p>
Label	<p><b>Type</b> string</p> <p><b>Properties</b> Create, Filter, Group, Sort, Update</p> <p><b>Description</b> The text that appears in the navigation menu for this item.</p>
NavigationLinkSetId	<p><b>Type</b> reference</p> <p><b>Properties</b> Create, Filter, Group, Sort, Update</p> <p><b>Description</b> The navigation menu that this item is included in.</p>
Position	<p><b>Type</b> int</p>

Field Name	Details
	<p><b>Properties</b> Create, Filter, Group, Sort, Update</p> <p><b>Description</b> The location of the menu item in the navigation menu.</p>
Status	<p><b>Type</b> reference</p> <p><b>Properties</b> Create, Filter, Group, Nillable, Sort</p> <p><b>Description</b> Represents if the navigation menu item is published or not. The values can only be DRAFT, LIVE, or null. In API versions 42 and earlier, if the Status field is not set, the field defaults to LIVE. When queried and Status is not part of the query filter, only the NavigationMenuItem objects with a status of LIVE return. In API versions 43 and later, if the Status field is not set, the field defaults to DRAFT. When queried and Status is not part of the query filter, all NavigationMenuItem objects return regardless of status.</p>
Target	<p><b>Type</b> string</p> <p><b>Properties</b> Create, Filter, Group, Sort, Update</p> <p><b>Description</b> If <code>Type</code> is ExternalLink or InternalLink, the target is the URL that the link points to. For ExternalLink, your entry looks like this: <i>http://www.salesforce.com</i>. For InternalLink, use a relative URL, such as <i>/contactsupport</i>.</p>
TargetPrefs	<p><b>Type</b> picklist</p> <p><b>Properties</b> Create, Filter, Group, Restricted picklist, Sort, Update</p> <p><b>Description</b> If <code>Type</code> is ExternalLink, determines whether a navigation menu item opens in the same tab.</p>
Type	<p><b>Type</b> picklist</p> <p><b>Properties</b> Create, Filter, Group, Restricted picklist, Sort, Update</p> <p><b>Description</b> The type of navigation menu item. The available values are:</p>

Field Name	Details
	<ul style="list-style-type: none"> <li>• <b>SalesforceObject</b>—Available objects include accounts, cases, contacts, and custom objects.</li> <li>• <b>ExternalLink</b>—Links to a URL outside of your community. For example, <i>http://www.salesforce.com</i>.</li> <li>• <b>Event</b></li> <li>• <b>GlobalAction</b>—Enables users to create object records, but the new record has no relationship with other records.</li> <li>• <b>InternalLink</b>—Links to a relative URL inside your community. For example, <i>/contactsupport</i>.</li> <li>• <b>NavigationalTopic</b>—A dropdown list with links to the navigational topics in your community.</li> <li>• <b>SystemLink</b></li> </ul>

## Usage

You can add up to 20 navigation menu items. You can translate navigation menu items using the Translation Workbench.

## NavigationMenuItemLocalization

Represents the translated value of a navigation menu item in a community. This object is available in API version 36.0 and later.

## Supported Calls

`create()`, `delete()`, `describeSObjects()`, `getDeleted()`, `getUpdated()`, `query()`, `retrieve()`, `update()`, `upsert()`

## Special Access Rules

Navigation menus are available only in communities created using the Lightning community template. To use navigation menus in the Build Your Own template, you must build a custom navigation menu component.

## Fields

Field Name	Details
Language	<p><b>Type</b> picklist</p> <p><b>Properties</b> Create, Filter, Group, Restricted picklist, Sort</p> <p><b>Description</b> The language of the translated navigation menu item. The picklist contains the following supported languages:</p>

Field Name	Details
	<ul style="list-style-type: none"> <li>• Chinese (Simplified): zh_CN</li> <li>• Chinese (Traditional): zh_TW</li> <li>• Danish: da</li> <li>• Dutch: nl_NL</li> <li>• English: en_US</li> <li>• Finnish: fi</li> <li>• French: fr</li> <li>• German: de</li> <li>• Italian: it</li> <li>• Japanese: ja</li> <li>• Korean: ko</li> <li>• Norwegian: no</li> <li>• Portuguese (Brazil): pt_BR</li> <li>• Russian: ru</li> <li>• Spanish: es</li> <li>• Spanish (Mexico): es_MX Spanish (Mexico) defaults to Spanish for customer-defined translations.</li> <li>• Swedish: sv</li> <li>• Thai: th The Salesforce user interface is fully translated to Thai, but Help is in English.</li> </ul>
NamespacePrefix	<p><b>Type</b> string</p> <p><b>Properties</b> Filter, Group, Nillable, Sort</p> <p><b>Description</b> The namespace prefix that is associated with this object. Each Developer Edition org that creates a managed package has a unique namespace prefix. Limit: 15 characters. You can refer to a component in a managed package by using the <b>namespacePrefix__componentName</b> notation.</p> <p>The namespace prefix can have one of the following values.</p> <ul style="list-style-type: none"> <li>• In Developer Edition orgs, NamespacePrefix is set to the namespace prefix of the org for all objects that support it, unless an object is in an installed managed package. In that case, the object has the namespace prefix of the installed managed package. This field's value is the namespace prefix of the Developer Edition org of the package developer.</li> <li>• In orgs that are not Developer Edition orgs, NamespacePrefix is set only for objects that are part of an installed managed package. All other objects have no namespace prefix.</li> </ul>

Field Name	Details
ParentId	<p><b>Type</b> reference</p> <p><b>Properties</b> Create, Filter, Group, Sort</p> <p><b>Description</b> The ID of the navigation menu item that this translated value applies to.</p>
Value	<p><b>Type</b> string</p> <p><b>Properties</b> Create, Filter, Sort, Update</p> <p><b>Description</b> The translated text for the navigation menu item. Label is <b>Translation Text</b>.</p>

## Network

---

Represents a community. Communities are branded spaces for your employees, customers, and partners to connect. You can customize and create communities to meet your business needs, then transition seamlessly between them. Communities let you share information, records, and files with coworkers and external stakeholders all in one place. This object is available in API version 26.0 and later.

## Supported Calls

`describeSObjects()`, `query()`, `retrieve()`, `update()`

## Special Access Rules


This object is available only if Salesforce Communities are enabled in your org.


## Fields

Field Name	Details
AllowedExtensions	<p><b>Type</b> textarea</p> <p><b>Properties</b> Filter, Nillable, Sort, Update</p> <p><b>Description</b> Specifies the types of files allowed in your community. This list of file types lets you control what your community members upload and also prevents spammers from polluting your community with inappropriate files. Available in API version 36.0 and later.</p>



Field Name	Details
	Separate file types with a comma (for example: <i>jpg, docx, txt</i> ). You can enter lowercase and uppercase letters. You can enter up to 1,000 characters. To allow all file types, leave this field empty.
CaseCommentEmailTemplateId	<p><b>Type</b> reference</p> <p><b>Properties</b> Filter, Group, Nillable, Sort, Update</p> <p><b>Description</b> ID of the email template used when submitting a comment on a case. This field is available in API version 28.0 and later.</p>
ChangePasswordEmailTemplateId	<p><b>Type</b> reference</p> <p><b>Properties</b> Filter, Group, Sort, Update</p> <p><b>Description</b> ID of the email template used when notifying users that their password has been reset.</p>
Description	<p><b>Type</b> string</p> <p><b>Properties</b> Filter, Group, Nillable, Sort, Update</p> <p><b>Description</b> Description of the community.</p>
EmailFooterLogoId	<p><b>Type</b> reference</p> <p><b>Properties</b> Filter, Group, Nillable, Sort, Update</p> <p><b>Description</b> ID of the Document object that displays as an image in the footer of community Chatter emails.</p>
EmailFooterText	<p><b>Type</b> string</p> <p><b>Properties</b> Filter, Nillable, Sort, Update</p> <p><b>Description</b> Text that displays in the footer of community Chatter emails.</p>

Field Name	Details
EmailSenderAddress	<p><b>Type</b> email</p> <p><b>Properties</b> Filter, Group, Sort</p> <p><b>Description</b> Read only. Email address from which community emails are sent.</p> <p> <b>Note:</b> To change the EmailSenderAddress value, you must first specify NewSenderAddress, which triggers the sending of an address change verification email. After you complete the address verification process, EmailSenderAddress changes to the specified NewSenderAddress.</p>
EmailSenderName	<p><b>Type</b> string</p> <p><b>Properties</b> Filter, Group, Sort, Update</p> <p><b>Description</b> Name from which community emails are sent.</p>
FirstActivationDate	<p><b>Type</b> date</p> <p><b>Properties</b> Filter, Group, Nillable, Sort</p> <p><b>Description</b> The date the community was first activated. This field is available in API version 34.0 and later. If the community was activated or inactive before the release of API version 34.0, this field returns the date that the community was first created.</p>
ForgotPasswordEmailTemplateId	<p><b>Type</b> reference</p> <p><b>Properties</b> Filter, Group, Sort, Update</p> <p><b>Description</b> ID of the email template used when users forget their password.</p>
LockoutEmailTemplateId	<p><b>Type</b> reference</p> <p><b>Properties</b> Filter, Group, Nillable, Sort, Update</p>

Field Name	Details
	<p><b>Description</b></p> <p>ID of the email template used when users try to reset their password after locking themselves out of their community from too many login attempts. This field is available in API version 43.0 and later.</p>
MaxFileSizeKb	<p><b>Type</b></p> <p>int</p> <p><b>Properties</b></p> <p>Filter, Group, Nillable, Sort, Update</p> <p><b>Description</b></p> <p>Specifies the maximum file size (in KBs) that members can upload in your community. Available in API version 36.0 and later.</p> <p>Enter a number between 3072 KB and your org's maximum file size. To use the default limit of 2 GB, leave this field empty.</p>
Name	<p><b>Type</b></p> <p>string</p> <p><b>Properties</b></p> <p>Filter, Group, Sort, Update</p> <p><b>Description</b></p> <p>The name of the community.</p>
NewSenderAddress	<p><b>Type</b></p> <p>email</p> <p><b>Properties</b></p> <p>Filter, Group, Nillable, Sort, Update</p> <p><b>Description</b></p> <p>Email address that has been entered as the new value for <code>EmailSenderAddress</code> but has not been verified yet. After a user has requested to change the sender email address and has successfully responded to the verification email, the <code>NewSenderAddress</code> value overwrites the value in <code>EmailSenderAddress</code>. This value becomes the email address from which community emails are sent.</p> <p> <b>Note:</b></p> <ul style="list-style-type: none"> <li>• If verification is pending for a new email address and you set <code>NewSenderAddress</code> to null, the verification request is canceled.</li> <li>• <code>NewSenderAddress</code> is automatically set to null after <code>EmailSenderAddress</code> has been set to the new verified address.</li> <li>• If verification is pending for a new email address, and you specify a different new address for this field, only the latest value is retained and used for verification.</li> </ul>

Field Name	Details
OptionsAllowInternalUserLogin	<p><b>Type</b> boolean</p> <p><b>Properties</b> Filter, Update</p> <p><b>Description</b> Specifies whether internal users can log in with their internal credentials on the community login page. This field is available in API version 37.0 and later.</p>
OptionsAllowMembersToFlag	<p><b>Type</b> boolean</p> <p><b>Properties</b> Filter, Update</p> <p><b>Description</b> Determines whether users can flag posts, comments, or files as inappropriate in the community.  This field is available in API version 29.0 and later. The ability to flag files is available in version 30.0 and later.</p>
OptionsEnableTalkingAboutStats	<p><b>Type</b> boolean</p> <p><b>Properties</b> Filter, Update</p> <p><b>Description</b> Determines whether community users see how many people are discussing a topic. The number of people discussing the topic appears as the user types the topic and the system gives topic suggestions.  This field is available in API version 41.0 and later. The ability to flag files is available in version 30.0 and later.</p>
OptionsGuestChatterEnabled	<p><b>Type</b> boolean</p> <p><b>Properties</b> Filter, Update</p> <p><b>Description</b> Specifies whether guest users can access public Chatter groups in the community without logging in.</p>
OptionsInvitationsEnabled	<p><b>Type</b> boolean</p> <p><b>Properties</b> Filter, Update</p>

Field Name	Details
	<p><b>Description</b> Determines whether users can invite others to the community.</p>
OptionsKnowledgeableEnabled	<p><b>Type</b> boolean</p> <p><b>Properties</b> Filter, Update</p> <p><b>Description</b> Determines whether users can see knowledgeable people for topics and endorse people for topics.</p>
OptionsMemberVisibility	<p><b>Type</b> boolean</p> <p><b>Properties</b> Filter, Update</p> <p><b>Description</b> Controls community user visibility on a per-community basis. If true, the Community User Visibility preference is enabled for the selected community. This field is available in API version 45.0 and later.</p>
OptionsMobileImageOptimizationEnabled	<p><b>Type</b> boolean</p> <p><b>Properties</b> Filter, Update</p> <p><b>Description</b> If true, file asset images are optimized for mobile display. This field is available in API version 45.0 and later.</p>
OptionsNicknameDisplayEnabled	<p><b>Type</b> boolean</p> <p><b>Properties</b> Filter, Update</p> <p><b>Description</b> Determines whether user nicknames display instead of their first and last names in most places in the community. A few restrictions to keep in mind about nickname display:</p> <ul style="list-style-type: none"> <li>• Records and user lookups on records show full names. Keep in mind, though, that you can control record and user visibility with sharing rules.</li> <li>• Mobile notifications in the Salesforce mobile app show full names. You can turn off mobile notifications in the app to avoid this display.</li> <li>• Searches by first, last, and full names aren't restricted and return matches, but the search results display only nicknames. Global search auto-complete</li> </ul>

Field Name	Details
	recommendations show any first, last, and full names that the user has searched by or accessed via a record or another location. The recent items list also shows first, last, and full under the same conditions.
OptionsPrivateMessagesEnabled	<p><b>Type</b> boolean</p> <p><b>Properties</b> Filter, Update</p> <p><b>Description</b> Determines whether users can send and receive Chatter messages in the community.</p>
OptionsRecognitionBadgingEnabled	<p><b>Type</b> boolean</p> <p><b>Properties</b> Filter, Update</p> <p><b>Description</b> Determines whether Recognition Badges is enabled for the community.</p>
OptionsReputationEnabled	<p><b>Type</b> boolean</p> <p><b>Properties</b> Filter, Update</p> <p><b>Description</b> Determines if reputation is calculated and displayed for community members. This field is available in API version 31.0 and later.</p>
OptionsSelfRegistrationEnabled	<p><b>Type</b> boolean</p> <p><b>Properties</b> Filter, Update</p> <p><b>Description</b> Determines whether external users can self-register to join the community. External users are users with External Identity, Community, Customer Portal, or partner portal licenses. If <code>true</code>, displays a <b>Not a member?</b> link on the login page that points to the default self-registration page. This field is available in API version 28.0 and later.</p>
OptionsSendWelcomeEmail	<p><b>Type</b> boolean</p> <p><b>Properties</b> Filter, Update</p>

Field Name	Details
	<p><b>Description</b></p> <p>Determines whether a welcome email is sent when a new user is added to the community.</p>
OptionsShowAllNetworkSettings	<p><b>Type</b></p> <p>boolean</p> <p><b>Properties</b></p> <p>Filter, Update</p> <p><b>Description</b></p> <p>Determines whether settings in Community Management Community Management that were hidden based on how you set up your community are visible or remain hidden.</p> <p>This field is available in API version 33.0 and later.</p>
OptionsSiteAsContainerEnabled	<p><b>Type</b></p> <p>boolean</p> <p><b>Properties</b></p> <p>Filter, Update</p> <p><b>Description</b></p> <p>Determines whether the community uses Site.com pages instead of Visualforce tabs.</p> <p>This field is available in API version 29.0 and later.</p>
OptionsThreadedDiscussionsEnabled	<p><b>Type</b></p> <p>boolean</p> <p><b>Properties</b></p> <p>Filter</p> <p><b>Description</b></p> <p>Indicates whether threaded discussions are enabled for the community. Available in API version 44.0 and later.</p>
OptionsTopicSuggestionsEnabled	<p><b>Type</b></p> <p>boolean</p> <p><b>Properties</b></p> <p>Filter, Update</p> <p><b>Description</b></p> <p>Enables topic suggestions when users write posts.</p> <p>This field is available in API version 41.0 and later. The ability to flag files is available in version 30.0 and later.</p>
OptionsUpDownVoteEnabled	<p><b>Type</b></p> <p>boolean</p>

Field Name	Details
	<p><b>Properties</b> Filter, Update</p> <p><b>Description</b> Determines whether up and down voting is enabled for the community.  This field is available in API version 41.0 and later.</p>
SelfRegProfileId	<p><b>Type</b> reference</p> <p><b>Properties</b> Filter, Group, Nillable, Sort, Update</p> <p><b>Description</b> ID of the profile assigned to users who self-register. Only applies if self-registration is enabled for the community.  This field is available in API version 29.0 and later.</p>
Status	<p><b>Type</b> picklist</p> <p><b>Properties</b> Defaulted on create, Filter, Group, Restricted picklist, Sort, Update</p> <p><b>Description</b> Status of the community. Available values are:</p> <ul style="list-style-type: none"> <li>• <b>Live</b>—The community is online and members can access it. Label is <code>Published</code>.</li> <li>• <b>DownForMaintenance</b>—The community was previously published, but was taken offline. Members with “Create and Set Up Communities” can still access the setup for offline communities regardless of profile or membership. Members are not able to access offline communities, but they still appear in the user interface dropdown menu as <code>CommunityName (Offline)</code>. Label is <code>Offline</code>.</li> <li>• <b>UnderConstruction</b>—The community has not yet been published. Users with “Create and Set Up Communities” can access communities in this status if their profile is associated with the community.  After a community is published, it can never be in this status again. Label is <code>Preview</code>.</li> </ul>
UrlPathPrefix	<p><b>Type</b> string</p> <p><b>Properties</b> Filter, Group, Sort, Update</p>



Field Name	Details
	<p><b>Description</b></p> <p>The <code>UrlPathPrefix</code> is a unique string at the end of the URL for this community. For example, in the community URL <code>UniversalTelco.force.com/customers</code>, <code>customers</code> is the <code>UrlPathPrefix</code>.</p>
<code>VerificationEmailTemplateId</code>	<p><b>Type</b></p> <p>reference</p> <p><b>Properties</b></p> <p>Filter, Group, Nillable, Sort, Update</p> <p><b>Description</b></p> <p>ID of the email template used when users must verify their identity, for example, when they log in without a password or from a new device. This field is available in API version 44.0 and later.</p>
<code>WelcomeEmailTemplateId</code>	<p><b>Type</b></p> <p>reference</p> <p><b>Properties</b></p> <p>Filter, Group, Sort, Update</p> <p><b>Description</b></p> <p>ID of the email template used when sending welcome emails to new community members.</p>

## Usage

Use this object to find, view, and update communities in your org. If you have `Modify All Data`, `View All Data`, or `Create and Set Up Communities` permission, you can view all communities in the org. Users without these permissions see only the `Preview` or `Published` communities that they're members of. If you have `Create and Set Up Communities` permission, you can customize community settings.

## NetworkActivityAudit

Represents an audit trail of moderation actions in Communities. This object is available in API version 30.0 and later.

## Supported Calls

`create()`, `delete()`, `describeSObjects()`, `getDeleted()`, `getUpdated()`, `query()`, `retrieve()`, `undelete()`, `update()`, `upsert()`

## Special Access Rules

This object is available only if Salesforce Communities are enabled in your org.

## Fields

Field Name	Details
Action	<p><b>Type</b> picklist</p> <p><b>Properties</b> Create, Filter, Group, Nillable, Restricted picklist, Sort, Update</p> <p><b>Description</b> The moderation action a member performed on a post, comment, or file in a community.</p> <p>Values are:</p> <ul style="list-style-type: none"> <li>• Flagged as Inappropriate—A community member flagged a post, comment, or file as inappropriate.</li> <li>• Flagged as Spam - A community member flagged a post, comment, or file as spam.</li> <li>• Unflagged—A community member removed the flag from a post, comment, or file.</li> <li>• RemovedFlags—A moderator removed all flags from a post, comment, or file.</li> <li>• DeletedFlaggedItem—A moderator deleted a flagged post, comment, message, or file.</li> <li>• DeletedPendingReviewItem—A moderator deleted a post or comment with pending status.</li> <li>• ModerationRuleFlag—A moderation rule flagged member-generated content.</li> <li>• ModerationRuleBlock—A moderation rule blocked member-generated content.</li> <li>• ModerationRuleReplace—A moderation rule replaced member-generated content.</li> <li>• ModerationRuleReview—A moderation rule sent member-generated content to be reviewed and approved by a moderator.</li> <li>• ModerationRuleFreeze—A moderation rule froze a member because they created content too frequently within a specific time frame.</li> <li>• ModerationRuleNotify—A moderation rule notified moderators because a member created content too frequently within a specific time frame.</li> </ul>
Description	<p><b>Type</b> string</p> <p><b>Properties</b> Create, Filter, Group, Nillable, Sort, Update</p> <p><b>Description</b> Notes entered by the user.</p>

Field Name	Details
	If the entity being tracked is a file, records the version number of the file when it was flagged.
EntityCreatedById	<p><b>Type</b> reference</p> <p><b>Properties</b> Create, Filter, Group, Nillable, Sort, Update</p> <p><b>Description</b> ID of the user that created the entity being tracked.</p>
EntityId	<p><b>Type</b> reference</p> <p><b>Properties</b> Create, Filter, Group, Nillable, Sort, Update</p> <p><b>Description</b> The ID of the entity that is being tracked. The following entities are tracked: ChatterMessage, ContentDocument, ContentVersion, FeedComment, and FeedItem.</p>
EntityType	<p><b>Type</b> picklist</p> <p><b>Properties</b> Create, Filter, Group, Nillable, Sort, Update</p> <p><b>Description</b> The key prefix of the entity being tracked.</p>
Name	<p><b>Type</b> string</p> <p><b>Properties</b> Create, Filter, Group, Sort, Update</p> <p><b>Description</b> The ID of the item being tracked.</p>
NetworkId	<p><b>Type</b> reference</p> <p><b>Properties</b> Create, Filter, Group, Nillable, Sort, Update</p> <p><b>Description</b> ID of the network (community) where the moderation action was performed.</p>
ParentEntityId	<p><b>Type</b> reference</p>

Field Name	Details
	<p><b>Properties</b> Create, Filter, Group, Nillable, Sort, Update</p> <p><b>Description</b> ID of the parent of the entity on which an action was performed. The following entities are tracked: CollaborationGroup, DirectMessage, and User.</p>
ParentEntityType	<p><b>Type</b> picklist</p> <p><b>Properties</b> Create, Filter, Group, Nillable, Sort, Update</p> <p><b>Description</b> The key prefix of the parent of the entity being audited.</p>

## Usage

Use this object to view an audit trail of moderation activity for your communities. You must have the “Modify All Data” permission to access this object.

Users with “Moderate Communities Feeds”, “Moderate Communities Files” or “View All Data” can view the audit trail using reports in the Salesforce user interface.

## NetworkAffinity

Represents a junction object that associates a user profile with a Network object, that is, with a community. Use NetworkAffinity to assign a default community to a user profile. This object is available in API version 41.0 and later.

## Supported Calls

`create()`, `delete()`, `describeSObjects()`, `query()`, `retrieve()`, `update()`, `upsert()`

## Special Access Rules

To work with the NetworkAffinity object, you must have View Setup or Customize Application permission.

## Fields

Field Name	Details
NetworkId	<p><b>Type</b> reference</p> <p><b>Properties</b> Create, Filter, Group, Sort</p>

Field Name	Details
	<p><b>Description</b></p> <p>The ID of the default community associated with a user profile.</p>
ProfileId	<p><b>Type</b></p> <p>reference</p> <p><b>Properties</b></p> <p>CreateFilter, Group, Sort, Update</p> <p><b>Description</b></p> <p>ID of the user profile the default community is assigned to.</p>

## Usage

Use the NetworkAffinity object to assign a default community to a user profile. The default community enables you to stamp network-agnostic email notifications to all users with that profile with the selected community's branding. The default community also becomes the target destination for email notification links. Network-agnostic email notifications include notifications about records, like cases, accounts, and opportunities.

The `NetworkId` field is not updatable through the API in Workbench, Apex, or SOAP. If you want to change the value for `NetworkId`, you must delete the record and create one with the right value.

## NetworkDiscoverableLogin

Represents the Login Discoverable login page that external users use to log in to a community. External users can be users with an external identity or any Communities license. This object is available in API version 44.0 and later

## Supported Calls

`create()`, `describeSObjects()`, `getDeleted()`, `getUpdated()`, `query()`, `retrieve()`, `update()`, `upsert()`


## Fields

Field Name	Details
ApexHandlerId	<p><b>Type</b></p> <p>reference</p> <p><b>Properties</b></p> <p>Create, Filter, Group, Sort, Update</p> <p><b>Description</b></p> <p>The ID of the Apex handler created by the Login Discovery page type.</p>
ExecuteApexHandlerAsId	<p><b>Type</b></p> <p>reference</p>

Field Name	Details
	<p><b>Properties</b> Create, Filter, Group, Sort, Update</p> <p><b>Description</b> The ID of the user who is executing the handler.</p>
NetworkId	<p><b>Type</b> reference</p> <p><b>Properties</b> Create, Filter, Group, Sort, Update Unique</p> <p><b>Description</b> The ID of <code>NetworkId</code> is unique within your org.</p>
UsernameLabel	<p><b>Type</b> string</p> <p><b>Properties</b> Create, Filter, Group, Nillable, Sort, Update</p> <p><b>Description</b> Log in prompt on login page when the login page type is Login Discovery.</p>

## Usage

Use this object to access the Login Discovery Page, which is a login page type that prompts users to identity themselves with an email address, phone number, or custom identifier. DiscoverableLogin performs an interview-based login process, where users are first prompted to provide identity and then authenticated. For example, users receive a verification code that they enter to complete the login process.

-  **Note:** The `NetworkDiscoverableLogin` object is created when **Login Discovery Page** is selected as the login page type on the Login & Registration (L&R) page. If you later switch to another login page type, such as a Visualforce Page or Experience Builder Page, the object isn't deleted. This means you can't delete the Apex class associated with the `NetworkDiscoverableLogin` object. To delete the Apex class, return to the L&R page and change the login page type back to **Login Discovery page**. Select another Apex class, and then you can delete the first one.

## NetworkMember

Represents a member of a community. Members can be either users in your company or external users with portal profiles. This object is available in API version 26.0 and later.

## Supported Calls

`describeSObjects()`, `query()`, `retrieve()`, `update()`

## Special Access Rules

This object is available only if Salesforce Communities are enabled in your org.

## Fields

Field Name	Details
DefaultGroupNotificationFrequency	<p><b>Type</b> picklist</p> <p><b>Properties</b> Defaulted on create, Filter, Group, Restricted picklist, Sort, Update</p> <p><b>Description</b> Required. The default frequency for sending the member's group email notifications when the member joins groups in the community. The valid values are:</p> <ul style="list-style-type: none"> <li>• P—Email on every post</li> <li>• D—Daily digests</li> <li>• W—Weekly digests</li> <li>• N—Never</li> </ul> <p>The default value is W. In communities, the <code>Email on every post</code> option is disabled once more than 10,000 members choose this setting for the group. All members who had this option selected are automatically switched to <code>Daily digests</code>. However, this field is not currently enabled. These values are reserved for future use.</p>
DigestFrequency	<p><b>Type</b> picklist</p> <p><b>Properties</b> Defaulted on create, Filter, Group, Restricted picklist, Sort, Update</p> <p><b>Description</b> Required. The frequency for sending the member's personal email digest for the community. The valid values are:</p> <ul style="list-style-type: none"> <li>• D—Daily</li> <li>• W—Weekly</li> <li>• N—Never</li> </ul> <p>The default value is D. However, daily and weekly personal digests aren't currently available in communities. These values are reserved for future use.</p>
LastChatterActivityDate	<p><b>Type</b> date</p>

Field Name	Details
	<p><b>Properties</b> Filter, Group, Nillable, Sort</p> <p><b>Description</b> The last time the member posted or commented in the community.</p>
MemberId	<p><b>Type</b> reference</p> <p><b>Properties</b> Filter, Group, Sort</p> <p><b>Description</b> The ID of a person who is a member of a community.</p>
NetworkId	<p><b>Type</b> reference</p> <p><b>Properties</b> Filter, Group, Sort</p> <p><b>Description</b> The ID of the community that the member is part of.</p>
PreferencesDisableAllFeedsEmail	<p><b>Type</b> boolean</p> <p><b>Properties</b> Filter, Update</p> <p><b>Description</b> When <code>false</code>, the member can automatically receive email for updates in the community, based on the types of feed emails and digests the member has enabled.</p>
PreferencesDisableBestAnswerEmail	<p><b>Type</b> boolean</p> <p><b>Properties</b> Filter, Update</p> <p><b>Description</b> When <code>false</code>, the member automatically receives email when someone selects their answer to a post as best. Available in API 46.0 and later.</p>
PreferencesDisableBookmarkEmail	<p><b>Type</b> boolean</p> <p><b>Properties</b> Filter, Update</p>



Field Name	Details
	<p><b>Description</b></p> <p>When <code>false</code>, the member automatically receives email every time someone comments on a feed item after the member has bookmarked it.</p>
PreferencesDisableChangeCommentEmail	<p><b>Type</b></p> <p>boolean</p> <p><b>Properties</b></p> <p>Filter, Update</p> <p><b>Description</b></p> <p>When <code>false</code>, the member automatically receives email every time someone comments on a change the member has made, such as an update to their profile.</p>
PreferencesDisableDirectMessageEmail	<p><b>Type</b></p> <p>boolean</p> <p><b>Properties</b></p> <p>Filter, Update</p> <p><b>Description</b></p> <p>When <code>false</code>, the member automatically receives email every time someone sends them a direct message in the community.</p>
PreferencesDisableEndorsementEmail	<p><b>Type</b></p> <p>boolean</p> <p><b>Properties</b></p> <p>Filter, Update</p> <p><b>Description</b></p> <p>When <code>false</code>, the member automatically receives email every time someone endorses them for a topic.</p>
PreferencesDisableFollowersEmail	<p><b>Type</b></p> <p>boolean</p> <p><b>Properties</b></p> <p>Filter, Update</p> <p><b>Description</b></p> <p>When <code>false</code>, the member automatically receives email every time someone in the community starts following the member.</p>
DisableItemFlaggedEmail	<p><b>Type</b></p> <p>boolean</p> <p><b>Properties</b></p> <p>Filter, Update</p>

## Field Name

## Details

Field Name	Details
	<p><b>Description</b></p> <p>When <code>false</code>, the user automatically receives email every time a community member flags a post or comment. This setting only applies for community moderators (with the "Moderate Communities Feeds" permission) and group owners or managers.</p> <p>This field is available in API version 29.0 and later.</p>
PreferencesDisableLaterCommentEmail	<p><b>Type</b></p> <p>boolean</p> <p><b>Properties</b></p> <p>Filter, Update</p> <p><b>Description</b></p> <p>When <code>false</code>, the member automatically receives email every time someone comments on a feed item after the member has commented on the feed item.</p>
PreferencesDisableLikeEmail	<p><b>Type</b></p> <p>boolean</p> <p><b>Properties</b></p> <p>Filter, Update</p> <p><b>Description</b></p> <p>When <code>false</code>, the member automatically receives email every time someone comments on a feed item after the member has liked the feed item.</p>
PreferencesDisableMarketingCloudEmail	<p><b>Type</b></p> <p>boolean</p> <p><b>Properties</b></p> <p>Filter, Update</p> <p><b>Description</b></p> <p>When <code>false</code>, the member automatically receives marketing emails sent by Journey Builder. Available in API version 41.0 and later.</p>
PreferencesDisableMentionsPostEmail	<p><b>Type</b></p> <p>boolean</p> <p><b>Properties</b></p> <p>Filter, Update</p> <p><b>Description</b></p> <p>When <code>false</code>, the member automatically receives email every time the member is mentioned in posts.</p>

Field Name	Details
PreferencesDisableMessageEmail	<p><b>Type</b> boolean</p> <p><b>Properties</b> Filter, Update</p> <p><b>Description</b> When <code>false</code>, the member automatically receives email every time the member is sent a Chatter message.</p>
PreferencesDisableProfilePostEmail	<p><b>Type</b> boolean</p> <p><b>Properties</b> Filter, Update</p> <p><b>Description</b> When <code>false</code>, the member automatically receives email every time someone posts to the member's profile.</p>
PreferencesDisableSharePostEmail	<p><b>Type</b> boolean</p> <p><b>Properties</b> Filter, Update</p> <p><b>Description</b> When <code>false</code>, the member automatically receives email every time the member's post is shared.</p>
PreferencesDisCommentAfterLikeEmail	<p><b>Type</b> boolean</p> <p><b>Properties</b> Filter, Update</p> <p><b>Description</b> When <code>false</code>, the member automatically receives email every time someone comments on a post the member has liked.</p>
PreferencesDisMentionsCommentEmail	<p><b>Type</b> boolean</p> <p><b>Properties</b> Filter, Update</p> <p><b>Description</b> When <code>false</code>, the member automatically receives email every time the member is mentioned in comments.</p>
PreferencesDisProfPostCommentEmail	<p><b>Type</b> boolean</p>

Field Name	Details
	<p><b>Properties</b> Filter, Update</p> <p><b>Description</b> When <code>false</code>, the member automatically receives email every time someone comments on posts on the member's profile.</p>
ReputationPoints	<p><b>Type</b> double</p> <p><b>Properties</b> Filter, Sort, Update</p> <p><b>Description</b> The number of reputation points the user has accumulated by performing actions in the community.</p>

## Usage

Use this object to query members of a certain community and to update their email notification settings. If you have "Modify All Data," "View All Data," or "Create and Set Up Communities," you can view all members of any community, regardless of your own membership. If you have "Modify All Data" or "Create and Set Up Communities," you can also update any member's email settings. Users without these permissions can update their own email settings and can see members of the communities that they're also members of.



**Tip:** You can directly update reputation points for a community member via the Salesforce API. You can also use Apex triggers to send custom notifications based on changes to reputation points.

## NetworkMemberGroup

Represents a group of members in a community. Members can be either users in your internal organization or external users assigned portal profiles. An administrator adds members to a community by adding a profile or a permission set, and any user with the profile or permission set becomes a member of the community. This object is available in API version 26.0 and later.



**Note:** If a Chatter customer (from a customer group) is assigned a permission set that is also associated with a community, the Chatter customer won't be added to the community.

Prior to API version 27.0, this object was called NetworkProfile.

## Supported Calls

`create()`, `describeSObjects()`, `query()`, `retrieve()`, `update()`



**Note:** The `upsert()` call is not supported for this object.

## Special Access Rules

This object is available only if Salesforce Communities are enabled in your org.

## Fields

Field Name	Details
AssignmentStatus	<p><b>Type</b> picklist</p> <p><b>Properties</b> Defaulted on create, Filter, Group, Restricted picklist, Sort, Update</p> <p><b>Description</b> The status of a profile or permission set within a community. Values are:</p> <ul style="list-style-type: none"> <li>• <b>Added</b>—Users with this profile or permission set are members of the community.</li> <li>• <b>Waiting for Add</b>—The profile or permission set was added to the community, but the async process hasn't completed yet. After the process is complete, the status is updated to <b>Added</b>.</li> <li>• <b>Waiting for Remove</b>—Use this status to remove all the community members belonging to a profile or permission set and remove a profile or permission set from a community.</li> </ul>
NetworkId	<p><b>Type</b> reference</p> <p><b>Properties</b> Create, Filter, Group, Sort</p> <p><b>Description</b> The ID of the community that this group of members is associated with.</p>
ParentId	<p><b>Type</b> reference</p> <p><b>Properties</b> Create, Filter, Group, Sort</p> <p><b>Description</b> The ID of the <a href="#">profile</a> or <a href="#">permission set</a> associated with the community.</p>

## Usage

Use this object to view the profiles or permission sets associated with a particular community. Profiles and permission sets are added and removed asynchronously, so you can also check the status of a profile or permission set that was updated in a community.

If you have "Modify All Data," "View All Data," or "Create and Set Up Communities," you can view all profiles or permission sets for any community in the organization, regardless of your membership. If you have "Modify All Data" or "Create and Set Up Communities," you can also add profiles or permission sets. Users without these permissions can only find profiles and permission sets for communities that they're members of.

## Sample Code

```
// Create a new NetworkMemberGroup with a profile as the ParentId
NetworkMemberGroup nmgInsert = new NetworkMemberGroup();
nmg.setNetworkId("0DBD0000000029o");
nmg.setParentId("00eD0000000z1Ww");
SaveResult[] results = connection.create(new SObject[] { nmgInsert });

// Update an existing NetworkMemberGroup to be removed from the Network
NetworkMemberGroup nmgUpdate = new NetworkMemberGroup();
nmg.setId("0DLD000000003enOAA");
nmg.setAssignmentStatus("WaitingForRemove");
SaveResult[] results = connection.update(new SObject[] { nmgUpdate });
```

## NetworkModeration

---

Represents a flag on an item in a community. This object is available in API version 30.0 and later.

### Supported Calls

`create()`, `delete()`, `describeSObjects()`, `query()`, `retrieve()`

### Special Access Rules

This object is available only if Salesforce Communities are enabled in your org.

### Fields

Field Name	Details
EntityId	<p><b>Type</b> reference</p> <p><b>Properties</b> Create, Filter, Group, Nillable, Sort</p> <p><b>Description</b> ID of the post, comment, or file that was flagged.</p>
ModerationType	<p><b>Type</b> picklist</p> <p><b>Properties</b> Create, Defaulted on create, Filter, Group, Nillable, Sort</p> <p><b>Description</b> Determines the type of flag applied to an item. Values are:</p> <ul style="list-style-type: none"> <li>FlagAsInappropriate</li> <li>FlagAsSpam</li> </ul>

Field Name	Details
NetworkId	<p><b>Type</b> reference</p> <p><b>Properties</b> Filter, Group, Nillable, Sort</p> <p><b>Description</b> ID of the community in which the item was flagged.</p>
Visibility	<p><b>Type</b> picklist</p> <p><b>Properties</b> Create, Defaulted on create, Filter, Group, Restricted picklist, Nillable, Sort</p> <p><b>Description</b> Determines visibility of a flagged item. Values are:</p> <ul style="list-style-type: none"> <li>• SelfAndModerators—The user who flagged the item and any moderators can see the flagged item. This is the default value.</li> <li>• ModeratorsOnly—Only moderators can see the flagged item. If ModeratorsOnly is selected, only moderators can set flags using the API.</li> </ul>

## Usage

Use this object to view the items flagged for moderation within a community. Additionally, users with “Moderate Feeds” and “Modify All Data” can remove flags.

Flags on items are created either when a member manually flags an item in a community (if flagging is enabled for that community), or when a trigger automatically flags an item because the item met the trigger criteria.

## NetworkPageOverride

Represents information about custom pages used to override the default pages in communities. You can create Experience Builder (Site.com Studio) or Visualforce pages and override the default pages in a community. Using custom pages allows you to create a more personalized experience for your users. This object is available in API version 34.0 and later.

## Supported Calls

`describeSObjects()`, `query()`, `retrieve()`, `update()`, `upsert()`

## Special Access Rules

- Only users with the “Create and Setup Networks” permission can update this object.
- You can’t override the Change Password Page with a page created using Experience Builder (Site.com Studio). You can only override it with a Visualforce page.

## Fields

Field Name	Details
NetworkId	<p><b>Type</b> reference</p> <p><b>Properties</b> Create, Filter, Group, Sort</p> <p><b>Description</b> The ID of the community where a custom page is used to override a default page.</p>
OverrideSetting	<p><b>Type</b> picklist</p> <p><b>Properties</b> Create, Filter, Group, Restricted picklist, Sort, Update</p> <p><b>Description</b> The type of the page used to override a default page in the community. <code>OverrideSetting</code> can take the following values:</p> <ul style="list-style-type: none"> <li>• <code>Standard</code>—The standard page that comes by default with the community.</li> <li>• <code>Configurable</code>—The page created when the Configurable Self-Reg registration page type or the Login Discovery login page type is selected.</li> <li>• <code>Designer</code>—A custom page created using Experience Builder (Site.com Studio).</li> <li>• <code>Visualforce</code>—A custom page created using Visualforce.</li> </ul>
OverrideType	<p><b>Type</b> picklist</p> <p><b>Properties</b> Create, Filter, Group, Restricted picklist, Sort, Update</p> <p><b>Description</b> The name of the default page in the community that you want to override with a custom page. <code>OverrideType</code> can take the following values:</p> <ul style="list-style-type: none"> <li>• <code>LoginRequired</code></li> <li>• <code>ChangePassword</code></li> <li>• <code>ForgotPassword</code></li> <li>• <code>SelfReg</code></li> <li>• <code>Home</code></li> </ul>



## NetworkSelfRegistration

---


Represents the account that self-registering community members are associated with by default. Self-registering users in a community are required to be associated with an account, which the administrator must specify while setting up self-registration for the community. If an account isn't specified, Salesforce creates person accounts (when enabled) for self-registering users. This object is available in API version 34.0 and later.

### Supported Calls

`create()`, `delete()`, `describeSObjects()`, `getDeleted()`, `getUpdated()`, `query()`, `retrieve()`, `undelete()`, `update()`, `upsert()`

### Fields

Field Name	Details
<code>AccountId</code>	<p><b>Type</b> reference</p> <p><b>Properties</b> Create, Filter, Group, Nillable, Sort, Update</p> <p><b>Description</b> The ID of the account that self-registering users in the community are associated with.</p>
<code>ApexHandlerId</code>	<p><b>Type</b> reference</p> <p><b>Properties</b> Create, Filter, Group, Nillable, Sort, Update</p> <p><b>Description</b> The ID of the Apex handler created by Configurable Self-Reg registration page type.</p>
<code>ExecuteApexHandlerAsId</code>	<p><b>Type</b> reference</p> <p><b>Properties</b> Create, Filter, Group, Nillable, Sort, Update</p> <p><b>Description</b> The ID of the user who is executing the configurable self-registration handler.</p>
<code>NetworkId</code>	<p><b>Type</b> reference</p> <p><b>Properties</b> Create, Filter, Group, Sort, Update</p>

Field Name	Details
	<p><b>Description</b></p> <p>The ID of <code>NetworkId</code> is unique within your org.</p> <p> <b>Note:</b> You can use only one account per community to assign self-registering users.</p>
<code>OptionsIncludePassword</code>	<p><b>Type</b></p> <p>Boolean</p> <p><b>Properties</b></p> <p>Create, Filter, Update</p> <p><b>Description</b></p> <p>Option on Configurable Self-Reg registration page. If true, the Include Password field is selected.</p>
<code>OptionsShowEmail</code>	<p><b>Type</b></p> <p>Boolean</p> <p><b>Properties</b></p> <p>Create, Filter, Update</p> <p><b>Description</b></p> <p>Option on Configurable Self-Reg registration page. If true, the Email field appears on the self-registration form.</p>
<code>OptionsShowFirstName</code>	<p><b>Type</b></p> <p>Boolean</p> <p><b>Properties</b></p> <p>Create, Filter, Update</p> <p><b>Description</b></p> <p>Option on the Configurable Self-Reg registration page. If true, the First Name field appears on the self-registration form.</p>
<code>OptionsShowLastName</code>	<p><b>Type</b></p> <p>Boolean</p> <p><b>Properties</b></p> <p>Create, Filter, Update</p> <p><b>Description</b></p> <p>Option on the Configurable Self-Reg registration page. If true, the Last Name field appears on the self-registration form.</p>
<code>OptionsShowMobilePhone</code>	<p><b>Type</b></p> <p>Boolean</p>

Field Name	Details
	<p><b>Properties</b> Create, Filter, Update</p> <p><b>Description</b> Option on the Configurable Self-Reg registration page. If true, the Mobile field appears on the self-registration form.</p>
OptionsShowNickname	<p><b>Type</b> Boolean</p> <p><b>Properties</b> Create, Filter, Update</p> <p><b>Description</b> Option on the Configurable Self-Reg registration page. If true, the Nickname field appears on the self-registration form.</p>
OptionsShowUsername	<p><b>Type</b> Boolean</p> <p><b>Properties</b> Create, Filter, Update</p> <p><b>Description</b> Option on the Configurable Self-Reg registration page. If true, the Username field appears on the self-registration form.</p>
VerificationMethod	<p><b>Type</b> picklist</p> <p><b>Properties</b> Create, Filter, Group, Nillable, Restricted picklist, Sort, Update</p> <p><b>Description</b> The type of verification method that a user must supply when registering, which can be:</p> <ul style="list-style-type: none"> <li>• SyncEmail—User must supply an email address to verify identity.</li> <li>• SMS—User must supply a phone number to verify identity.</li> </ul>

## NetworkUserHistoryRecent

---

Represents a community user's history of accessed records. This object is available in API version 42.0 and later.

### Supported Calls

`create()`, `delete()`, `describeSObjects()`, `getDeleted()`, `getUpdated()`, `query()`, `undelete()`

## Special Access Rules

Only users with the “Modify All Data” permission can view and delete these data.

### Fields

Field	Details
AccessTimestamp	<p><b>Type</b> datetime</p> <p><b>Properties</b> Create, Filter, Sort</p> <p><b>Description</b> The time at which the record was accessed.</p>
ActionType	<p><b>Type</b> picklist</p> <p><b>Properties</b> Create, Filter, Group, Restricted picklist, Sort, Update</p> <p><b>Description</b> Indicates the action type taken by the user. The possible values are:</p> <ul style="list-style-type: none"> <li>• Read</li> <li>• Write</li> </ul>
DomainName	<p><b>Type</b> string</p> <p><b>Properties</b> Create, Filter, Group, Nillable, Sort, Update</p> <p><b>Description</b> The domain used to access the record.</p>
FeedCommentId	<p><b>Type</b> reference</p> <p><b>Properties</b> Create, Filter, Group, Sort, Update</p> <p><b>Description</b> Feed comment accessed by the user.</p>
FeedItemId	<p><b>Type</b> reference</p> <p><b>Properties</b> Create, Filter, Group, Sort, Update</p>

Field	Details
	<p><b>Description</b> Feed item accessed by the user.</p>
NetworkId	<p><b>Type</b> reference</p> <p><b>Properties</b> Create, Filter, Group, Sort, Update</p> <p><b>Description</b> Network ID used to access the record or comment.</p>
NetworkUserId	<p><b>Type</b> reference</p> <p><b>Properties</b> Create, Filter, Group, Sort, Update</p> <p><b>Description</b> User's network user ID to access the record or comment.</p>
RecordId	<p><b>Type</b> reference</p> <p><b>Properties</b> Create, Filter, Group, Sort, Update</p> <p><b>Description</b> The record that was accessed.</p>
RecordKeyPrefix	<p><b>Type</b> string</p> <p><b>Properties</b> Create, Filter, Group, Sort, Update</p> <p><b>Description</b> Record's ID key prefix.</p>
Url	<p><b>Type</b> string</p> <p><b>Properties</b> Create, Filter, Group, Sort, Update</p> <p><b>Description</b> The URL from which the user accessed the record.</p>
UserType	<p><b>Type</b> picklist</p> <p><b>Properties</b> Create, Filter, Group, Restricted picklist, Sort, Update</p>

Field	Details
	<p><b>Description</b></p> <p>The type of user who accessed this record. The possible values include:</p> <ul style="list-style-type: none"> <li>• Standard</li> <li>• Partner</li> <li>• Customer Portal Manager</li> <li>• Customer Portal User</li> <li>• Guest</li> <li>• High Volume Portal</li> <li>• CSN Only</li> <li>• Self Service</li> </ul>

## Usage

Use the NetworkUserHistoryRecent object to delete comments, posts, or record access by communities users who would like all such activity to be removed.

## Note

Represents a note, which is text associated with a custom object or a standard object, such as a Contact, Contract, or Opportunity.

## Supported Calls

`create()`, `delete()`, `describeLayout()`, `describeSObjects()`, `getDeleted()`, `getUpdated()`, `query()`, `retrieve()`, `search()`, `undelete()`, `update()`, `upsert()`

## Fields

Field	Details
Body	<p><b>Type</b></p> <p>textarea</p> <p><b>Properties</b></p> <p>Create, Nillable, Update</p> <p><b>Description</b></p> <p>Body of the note. Limited to 32 KB.</p>
IsDeleted	<p><b>Type</b></p> <p>boolean</p> <p><b>Properties</b></p> <p>Defaulted on create, Filter</p>

Field	Details
	<p><b>Description</b></p> <p>Indicates whether the object has been moved to the Recycle Bin (<code>true</code>) or not (<code>false</code>). Label is <b>Deleted</b>.</p>
<code>IsPrivate</code>	<p><b>Type</b></p> <p>boolean</p> <p><b>Properties</b></p> <p>Create, Defaulted on create, Filter, Group, Sort, Update</p> <p><b>Description</b></p> <p>If <code>true</code>, only the note owner or a user with the “Modify All Data” permission can view the note or query it via the API. Note that if a user who does not have the “Modify All Data” permission sets this field to <code>true</code> on a note that they do not own, then they can no longer query, delete, or update the note. Label is <b>Private</b>.</p>
<code>OwnerId</code>	<p><b>Type</b></p> <p>reference</p> <p><b>Properties</b></p> <p>Create, Defaulted on create, Filter, Group, Sort, Update</p> <p><b>Description</b></p> <p>ID of the user who owns the note.</p>
<code>ParentId</code>	<p><b>Type</b></p> <p>reference</p> <p><b>Properties</b></p> <p>Create, Filter, Group, Sort</p> <p><b>Description</b></p> <p>Required. ID of the object associated with the note.</p>
<code>Title</code>	<p><b>Type</b></p> <p>string</p> <p><b>Properties</b></p> <p>Create, Filter, Group, idLookup, Sort, Update</p> <p><b>Description</b></p> <p>Title of the note.</p>

## Usage

Use this object to manage notes for an object.

SEE ALSO:

[Object Basics](#)

# NoteAndAttachment

---

This read-only object contains all notes and attachments associated with an object.

## Supported Calls

`describeSObjects()`

## Fields

Field	Details
<code>IsDeleted</code>	<p><b>Type</b> boolean</p> <p><b>Properties</b> Defaulted on create, Filter</p> <p><b>Description</b> Indicates whether the object has been moved to the Recycle Bin (<code>true</code>) or not (<code>false</code>). Label is <b>Deleted</b>.</p>
<code>IsNote</code>	<p><b>Type</b> boolean</p> <p><b>Properties</b> Defaulted on create, Filter, Group, Sort</p> <p><b>Description</b> Indicates whether the object contains a note (<code>true</code>) or an attachment (<code>false</code>).</p>
<code>IsPrivate</code>	<p><b>Type</b> boolean</p> <p><b>Properties</b> Defaulted on create, Filter, Group, Sort</p> <p><b>Description</b> If <code>true</code>, only the note owner or a user with the “Modify All Data” permission can view the note or query it via the API. Note that if a regular user who does not have “Modify All Data” permission sets this field to <code>true</code> on a note that they do not own, then they can no longer query, delete, or update that note. Label is <b>Private</b>.</p>
<code>OwnerId</code>	<p><b>Type</b> reference</p> <p><b>Properties</b> Filter, Group, Sort</p> <p><b>Description</b> ID of the user who owns the note and attachment.</p>



Field	Details
ParentId	<p><b>Type</b> reference</p> <p><b>Properties</b> Filter, Group, Sort</p> <p><b>Description</b> ID of the parent object.</p>
Title	<p><b>Type</b> string</p> <p><b>Properties</b> Filter, Nillable, Group, Sort</p> <p><b>Description</b> Title of the note.</p>

## Usage

Use this object to list all notes and attachments for an object.

To retrieve notes and attachments, issue a describe call on an object, which returns a query result for each activity since the record was created. You can't directly query this object.

SEE ALSO:

[Note](#)

[Attachment](#)

## NoteTag

Associates a word or short phrase with a Note.

## Supported Calls

`create()`, `delete()`, `describeSObjects()`, `query()`, `retrieve()`

## Fields

Field Name	Details
ItemId	<p><b>Type</b> reference</p> <p><b>Properties</b> Create, Filter</p>

Field Name	Details
	<p><b>Description</b> ID of the tagged item.</p>
Name	<p><b>Type</b> string</p> <p><b>Properties</b> Create, Filter</p> <p><b>Description</b> Name of the tag. If this value does not already exist, a new TagDefinition is created and becomes the parent of this Tag object. Otherwise, a TagDefinition with the same name becomes the parent of this Tag object. Parent relationships are created automatically.</p>
TagDefinitionId	<p><b>Type</b> reference</p> <p><b>Properties</b> Filter</p> <p><b>Description</b> ID of the parent TagDefinition object that owns the tag.</p>
Type	<p><b>Type</b> picklist</p> <p><b>Properties</b> Create, Filter, Restricted picklist</p> <p><b>Description</b> Defines the visibility of a tag. Valid values:</p> <ul style="list-style-type: none"> <li>• <code>Public</code>—The tag can be viewed and manipulated by all users in an organization.</li> <li>• <code>Personal</code>—The tag can be viewed or manipulated only by a user with a matching <code>OwnerId</code>.</li> </ul>

## Usage

NoteTag stores the relationship between its parent TagDefinition and the Note being tagged. Tag objects act as metadata, allowing users to describe and organize their data.

When a tag is deleted, its parent TagDefinition will also be deleted if the name is not being used; otherwise, the parent remains. Deleting a TagDefinition sends it to the Recycle Bin, along with any associated tag entries.

## OauthCustomScope

Represents a permission defining the protected data that a connected app can access from an external entity when Salesforce is the OAuth authorization provider.

An OAuth custom scope tells an external entity about a connected app's permissions to access protected data. The OAuth custom scope that you create in your Salesforce org corresponds to the same custom scope defined in your external entity, and assigned to the resource.

For example, you define an Order Status custom scope in your external entity that allows access to customer order status data in your order system's API. In Salesforce, you create an OAuth custom scope that you also name Order Status. You assign this custom scope to the connected app requesting access to the order status API. When the external entity receives the connected app's request to access a customer's order status, it validates the connected app's access token and Order Status scope. With a successful validation, the app can access the customer order status information in the order system's API.


## Supported Calls

`create()`, `delete()`, `describeSObjects()`, `query()`, `retrieve()`, `update()`, `upsert()`

## Special Access Rules

You must have the "Manage Connected Apps" permission to access this object.

## Fields

Field Name	Details
Description	<p><b>Type</b> string</p> <p><b>Properties</b> Create, Filter, Group, Sort, Update</p> <p><b>Description</b> The description of the permission provided to the connected app by the scope. The custom scope's description must be unique, can only include alphanumeric characters, and can be up to 60 characters long.</p> <p>You can enter a custom label in place of a description. An advantage of using a custom label is that you can maintain reusable text in a single location and translate the text into multiple languages. See <a href="#">Custom Labels</a>.</p> <p> <b>Note:</b> The description formatting requirements that apply to custom scopes also apply to custom labels.</p>
DeveloperName	<p><b>Type</b> string</p> <p><b>Properties</b> Create, Filter, Group, Sort, Update</p> <p><b>Description</b> Use when referring to the OAuth custom scope from a program. This label must be unique, and can include only alphanumeric characters and underscores.</p>
IsPublic	<p><b>Type</b> boolean</p>

Field Name	Details
	<p><b>Properties</b> Create, Defaulted on create, Filter, Group, Sort, Update</p> <p><b>Description</b> Indicates whether the object is included in the connected app's OpenID Connect discovery endpoint. For more information, see <a href="#">OpenID Connect Discovery Endpoint</a>.</p>
Language	<p><b>Type</b> picklist</p> <p><b>Properties</b> Create, Defaulted on create, Filter, Group, Nillable, Restricted picklist, Sort, Update</p> <p><b>Description</b> Indicates the default language defined for the developing org.</p>
MasterLabel	<p><b>Type</b> string</p> <p><b>Properties</b> Create, Filter, Group, Sort, Update</p> <p><b>Description</b> The master label for the custom scope record. This label must be unique, and can include only alphanumeric characters and underscores.</p>

## OauthCustomScopeApp

Represents the name of the connected app to which the custom scope is assigned. This object is available in API version 49.0 and later.

### Supported Calls

`create()`, `delete()`, `describeSObjects()`, `query()`, `retrieve()`, `update()`, `upsert()`

### Fields

Field	Details
OauthCustomScopeId	<p><b>Type</b> reference</p> <p><b>Properties</b> Create, Filter, Group, Sort, Update</p> <p><b>Description</b> The name of the connected app to which the custom scope is assigned. If the connected app is part of a package, include the package's namespace prefix with the connected app's</p>

Field	Details
	name. Use the following format: <b>&lt;namespace_prefix&gt;__&lt;connected_app&gt;</b> . Use two underscores (__) between the namespace prefix and connected app's name.

## OAuthToken

Represents an OAuth access token for connected app authentication. Use this object to create a user interface for token management. This object is available in API version 32.0 and later.

A connected app integrates an application with Salesforce using APIs. Connected apps use standard SAML and OAuth protocols to authenticate, provide single sign-on, and provide tokens for use with Salesforce APIs. In addition to standard OAuth capabilities, connected apps allow Salesforce admins to set various security policies and have explicit control over who can use the corresponding apps. Each time that a user grants access to an application, the application obtains a new access token.

## Supported Calls

`describeSObjects()`, `query()`

## Special Access Rules

Users with the Customize Application permission see all tokens for all users in the org. Otherwise, you see only your own tokens.

## Fields

Field Name	Details
AccessToken	<p><b>Type</b> string</p> <p><b>Properties</b> Filter, Group, Nillable, Sort</p> <p><b>Description</b> The refresh token for authorization.</p>
AppMenuItemId	<p><b>Type</b> reference</p> <p><b>Properties</b> Filter, Group, Nillable, Sort</p> <p><b>Description</b> The unique ID for the App Picker menu item that's associated with this OAuth token.</p>
AppName	<p><b>Type</b> string</p>

Field Name	Details
	<p><b>Properties</b> Filter, Group, Nillable, Sort</p> <p><b>Description</b> The label for the connected app that's associated with this OAuth token.</p>
DeleteToken	<p><b>Type</b> string</p> <p><b>Properties</b> Filter, Group, Nillable, Sort</p> <p><b>Description</b> A token that can be used at the revoke OAuth token endpoint to remove this token.</p>
Id	<p><b>Type</b> ID</p> <p><b>Properties</b> Defaulted on create, Filter, Group, idLookup, Sort</p> <p><b>Description</b> Reserved for future use. Currently, the value is always <code>null</code>.</p>
LastUsedDate	<p><b>Type</b> dateTime</p> <p><b>Properties</b> Filter, Nillable, Sort</p> <p><b>Description</b> The most recent date when the OAuth token was used.</p>
RequestToken	<p><b>Type</b> string</p> <p><b>Properties</b> Filter, Group, Nillable, Sort</p> <p><b>Description</b> The authorization code that was used to request the corresponding AccessToken. With this authorization code, you can revoke the corresponding AccessToken by passing the DeleteToken.</p>
UseCount	<p><b>Type</b> int</p> <p><b>Properties</b> Filter, Group, Nillable, Sort</p>

Field Name	Details
	<p><b>Description</b></p> <p>How often the token has been used.</p>
UserId	<p><b>Type</b></p> <p>reference</p> <p><b>Properties</b></p> <p>Filter, Group, Nillable, Sort</p> <p><b>Description</b></p> <p>The owner of the token.</p>

## Usage

To delete an AccessToken, send a request to the revoke OAuth token endpoint with the DeleteToken as the parameter. For example, the URL `https://login.salesforce.com/services/oauth2/revoke?token=(the Delete Token)` causes the deletion of the token.

In API version 34.0 and later, this object was enhanced to help manage high instance counts. A `query()` call returns up to 500 rows. A `queryMore()` call returns 500 more, up to 2500 total. No more records are returned after 2500. To make sure that you don't miss any records, issue a `COUNT()` query in a SELECT clause for OAuthToken. This query gives you the total number of records. If there are more than 2500 records, divide your query by filtering on fields, like `UserId`, to return subsets of less than 2500 records.

## ObjectPermissions

Represents the enabled object permissions for the parent PermissionSet. This object is available in API version 24.0 and later.

To grant a user access to an object, associate an ObjectPermissions record with a PermissionSet that's assigned to a user. ObjectPermissions records are only supported in PermissionSet, not in Profile.

## Supported Calls

`create()`, `delete()`, `describeSObjects()`, `query()`, `retrieve()`, `update()`, `upsert()`

## Special Access Rules

As of Summer '20 and later, only users with the View Setup and Configuration permission can access this object.

## Fields

Field Name	Details
ParentId	<p><b>Type</b></p> <p>reference</p>

Field Name	Details
	<p><b>Properties</b> Create, Filter, Group, Sort</p> <p><b>Description</b> The Id of this object's parent <a href="#">PermissionSet</a>.</p>
PermissionsCreate	<p><b>Type</b> boolean</p> <p><b>Properties</b> Create, Filter, Update</p> <p><b>Description</b> If <code>true</code>, users assigned to the parent <code>PermissionSet</code> can create records for this object. Requires <code>PermissionsRead</code> for the same object to be <code>true</code>.</p>
PermissionsDelete	<p><b>Type</b> boolean</p> <p><b>Properties</b> Create, Filter, Update</p> <p><b>Description</b> If <code>true</code>, users assigned to the parent <code>PermissionSet</code> can delete records for this object. Requires <code>PermissionsRead</code> and <code>PermissionsEdit</code> for the same object to be <code>true</code>.</p>
PermissionsEdit	<p><b>Type</b> boolean</p> <p><b>Properties</b> Create, Filter, Update</p> <p><b>Description</b> If <code>true</code>, users assigned to the parent <code>PermissionSet</code> can edit records for this object. Requires <code>PermissionsRead</code> for the same object to be <code>true</code>.</p>
PermissionsModifyAllRecords	<p><b>Type</b> boolean</p> <p><b>Properties</b> Create, Filter, Update</p> <p><b>Description</b> If <code>true</code>, users assigned to the parent <code>PermissionSet</code> can edit all records for this object, regardless of sharing settings. Requires <code>PermissionsRead</code>, <code>PermissionsDelete</code>, <code>PermissionsEdit</code>, and <code>PermissionsViewAllRecords</code> for the same object to be <code>true</code>.</p>
PermissionsRead	<p><b>Type</b> boolean</p>



Field Name	Details
	<p><b>Properties</b> Create, Filter, Update</p> <p><b>Description</b> If <code>true</code>, users assigned to the parent PermissionSet can view records for this object.</p>
PermissionsViewAllRecords	<p><b>Type</b> boolean</p> <p><b>Properties</b> Create, Filter, Update</p> <p><b>Description</b> If <code>true</code>, users assigned to the parent PermissionSet can view all records for this object, regardless of sharing settings. Requires <code>PermissionsRead</code> for the same object to be <code>true</code>.</p>
SubjectType	<p><b>Type</b> picklist</p> <p><b>Properties</b> Create, Filter, Group, Restricted picklist, Sort</p> <p><b>Description</b> The object's API name. For example, <code>Merchandise__c</code>.</p>

## Permission Dependencies

Some user permissions have dependencies on object permissions. For example, if a permission set has the “Transfer Leads” permission, it also has “Read” and “Create” on the leads object.

You can query from ObjectPermissions up to the parent PermissionSet object. For example:

```
SELECT Parent.Name, Parent.PermissionsTransferAnyLead, PermissionsRead, PermissionsCreate
FROM ObjectPermissions
WHERE SubjectType = 'Lead'
```

## Determining Object Access with “Modify All Data”

When using SOQL to query object permissions, be aware that some object permissions are enabled because a user permission requires them.

The exception to this rule is when “Modify All Data” is enabled. While it enables all object permissions, it doesn't physically store any object permission records in the database. As a result, unlike object permissions that are required by a user permission—such as “View All Data” or “Import Leads”—the query still returns permission sets with “Modify All Data,” but the object permission record will contain an invalid ID that begins with “000”. This ID indicates that the object has full access due to “Modify All Data” and the object permission record can't be updated or deleted. To remove full access from these objects, disable “Modify All Data” and then delete the resulting object permission record. This ensures that when using SOQL to find all the objects that have full access, it returns all objects that have this access regardless of whether it's due to “Modify All Data” or because an administrator set full access.

For example, the following will return all permission sets that have “Read” on the Merchandise\_\_c object, regardless of whether it’s explicitly defined on the object or implicitly defined through “Modify All Data.”

```
SELECT Id, Parent.label, SubjectType, PermissionsRead,
       Parent.PermissionsModifyAllData, ParentId
FROM ObjectPermissions
WHERE PermissionsRead = true and SubjectType = 'Merchandise__c'
```

## Nesting Object Permissions

You can nest ObjectPermissions in a PermissionSet query. For example, the following returns any permission sets where “Transfer Leads” is true. Additionally, the result set will include the “Read” object permission on leads. This is done by nesting the SOQL with an object permission query using the relationship name for object permissions: ObjectPerms.

```
SELECT Id, Name, PermissionsTransferAnyLead,
       (SELECT Id, PermissionsRead from ObjectPerms where SubjectType='Lead')
FROM PermissionSet
WHERE PermissionsTransferAnyLead = true
```

As a result, it’s possible to traverse the relationship between the PermissionSet and any child-related objects (in this case, ObjectPermissions). You can do this from the PermissionSet object by using the child relationship (ObjectPerms, FieldPerms, and so on) or from the child object by referencing the PermissionSet with `Parent.permission_set_attribute`.

It’s important to consider when to use a conditional WHERE statement to restrict the result set. To query based on an attribute on the permission set object, nest the SOQL with the child relationship. However, to query based on an attribute on the child object, you must reference the permission set parent attribute in your query.

The following two queries return the same columns with different results, based on whether you use the child relationship or parent notation.

```
SELECT Id, Name, PermissionsModifyAllData,
       (SELECT Id, SubjectType, PermissionsRead from Objectperms)
FROM PermissionSet
WHERE PermissionsModifyAllData=true
```

versus:

```
SELECT Id, SObjectType, PermissionsRead, Parent.Id, Parent.Name,
       Parent.PermissionsModifyAllData
FROM ObjectPermissions
WHERE SObjectType='Merchandise__c'
```

SEE ALSO:

[PermissionSet](#)

[FieldPermissions](#)

## ObjectTerritory2AssignmentRule

Represents a territory assignment rule that’s associated with an object, such as Account. ObjectTerritory2AssignmentRuleItem can only be created or deleted if the BooleanFilter field on its corresponding ObjectTerritory2AssignmentRule is null. Available only if Enterprise Territory Management has been enabled for your organization.


## Supported Calls

`create()`, `delete()`, `describeLayout()`, `describeSObjects()`, `query()`, `retrieve()`, `update()`, `upsert()`

## Special Access Rules

As of Summer '20 and later, only standard users can access this object. If a territory model is in `Active` state, any standard user can view that model, including its territories, assignment rules, assigned records, and assigned users. Users cannot view territory models in other states (such as `Planning` or `Archived`).

## Fields

Field Name	Details
<code>BooleanFilter</code>	<p><b>Type</b> string</p> <p><b>Properties</b> Create, Filter, Group, Nillable, Sort, Update</p> <p><b>Description</b> Represents advanced filter conditions that were specified for the rule in the online application. For example, "(1 AND 2) OR 3."</p>
<code>DeveloperName</code>	<p><b>Type</b> string</p> <p><b>Properties</b> Create, Filter, Group, Sort, Update</p> <p><b>Description</b> Required. The unique name of the object in the API. This name can contain only underscores and alphanumeric characters and must be unique in your organization. It must begin with a letter, not include spaces, not end with an underscore, and not contain two consecutive underscores. The field label in the user interface is <code>Unique Name</code>.</p> <p> <b>Note:</b> When creating large sets of data, always specify a unique <code>DeveloperName</code> for each record. If no <code>DeveloperName</code> is specified, performance may slow while Salesforce generates one for each record.</p>
<code>IsActive</code>	<p><b>Type</b> boolean</p> <p><b>Properties</b> Create, Defaulted on create, Filter, Group, Sort, Update</p> <p><b>Description</b> Indicates whether the rule is active (<code>true</code>) or inactive (<code>false</code>). Via the API, active rules run automatically when object records are created and edited. The exception</p>

Field Name	Details
	is when the value of the <code>IsExcludedFromRealign</code> field on an object record is <code>true</code> , which prevents record assignment rules from evaluating that record.
Language	<p><b>Type</b> picklist</p> <p><b>Properties</b> Create, Filter, Group, Nillable, Restricted picklist, Sort, Update</p> <p><b>Description</b> The language of the master label in the user interface.</p>
MasterLabel	<p><b>Type</b> string</p> <p><b>Properties</b> Create, Filter, Group, Sort, Update</p> <p><b>Description</b> Required. The user interface label for the territory type.</p>
ObjectType	<p><b>Type</b> picklist</p> <p><b>Properties</b> Create, Filter, Group, Restricted picklist, Sort</p> <p><b>Description</b> The object that the rule is defined for. For API version 31, Account only.</p>
Territory2ModelId	<p><b>Type</b> reference</p> <p><b>Properties</b> Create, Filter, Group, Sort</p> <p><b>Description</b> The ID of the territory model.</p>

## ObjectTerritory2AssignmentRuleItem

A single row of selection criteria for an `ObjectTerritory2AssignmentRule` object. `ObjectTerritory2AssignmentRuleItem` can only be created or deleted if the `BooleanFilter` field on its corresponding `ObjectTerritory2AssignmentRule` object is a `null` value. Available only if Enterprise Territory Management has been enabled for your organization.

## Supported Calls

`create()`, `delete()`, `describeObjects()`, `query()`, `retrieve()`, `update()`, `upsert()`

## Special Access Rules

As of Summer '20 and later, only standard users can access this object. If a territory model is in `Active` state, any standard user can view that model, including its territories and assignment rules. For territories in an active model, any standard user can view assigned records and assigned users subject to your organization's sharing settings. Users cannot view territory models in other states (such as `Planning` or `Archived`).

## Fields

Field Name	Details
Field	<p><b>Type</b> picklist</p> <p><b>Properties</b> Create, Filter, Group, Restricted picklist, Sort, Update</p> <p><b>Description</b> The standard or custom object field that the rule item will operate on.</p>
Operation	<p><b>Type</b> picklist</p> <p><b>Properties</b> Create, Filter, Group, Restricted picklist, Sort, Update</p> <p><b>Description</b> The criterion to apply for the rule item. For example: <i>equals</i> or <i>starts with</i>.</p>
RuleId	<p><b>Type</b> reference</p> <p><b>Properties</b> Create, Filter, Group, Sort</p> <p><b>Description</b> The ID of the associated ObjectTerritory2AssignmentRule.</p>
SortOrder	<p><b>Type</b> int</p> <p><b>Properties</b> Create, Filter, Group, Sort, Update</p> <p><b>Description</b> The order in which this row is evaluated in relation to other ObjectTerritoryAssignmentRuleItem objects for the given ObjectTerritoryAssignmentRule.</p>
Value	<p><b>Type</b> string</p>

Field Name	Details
	<p><b>Properties</b> Create, Filter, Nillable, Sort, Update</p> <p><b>Description</b> The field value or values to evaluate. For example: if the field is <code>Billing ZIP/Postal Code</code>, a value might be <code>94105..</code></p>

## ObjectTerritory2Association

Represents an association (by assignment) between a territory and an object record, such as an account. Available only if Enterprise Territory Management has been enabled for your Salesforce org.

### Supported Calls

`create()`, `delete()`, `describeSObjects()`, `query()`, `retrieve()`

### Special Access Rules

As of Summer '20 and later, only standard and partner users can access this object. If a territory model is in `Active` state, any standard or partner user can view that model, including its territories and assignment rules. For territories in an active model, any standard or partner user can view assigned records and assigned users subject to your org's sharing settings. Users cannot view territory models in other states (such as `Planning` or `Archived`).

### Fields

Field Name	Details
<code>AssociationCause</code>	<p><b>Type</b> picklist</p> <p><b>Properties</b> Create, Filter, Group, Restricted picklist, Sort</p> <p><b>Description</b> The means by which the record was associated with the territory: by rules or manually. User interface field label is <code>Method</code>. Manual cause can be set only by a user or via the API. Rules cause is used by the rules engine when the object is assigned.</p>
<code>ObjectId</code>	<p><b>Type</b> reference</p> <p><b>Properties</b> Create, Filter, Group, Sort</p>

Field Name	Details
	<p><b>Description</b></p> <p>The ID of the object. For API version 30.0 and later, Account only.</p>
SubjectType	<p><b>Type</b></p> <p>picklist</p> <p><b>Properties</b></p> <p>Filter, Group, Nillable, Restricted picklist, Sort</p> <p><b>Description</b></p> <p>The type of the record. For API version 30.0 and later, Account only.</p>
Territory2Id	<p><b>Type</b></p> <p>reference</p> <p><b>Properties</b></p> <p>Create, Filter, Group, Sort</p> <p><b>Description</b></p> <p>The ID of the territory that the record is assigned to.</p>

## OpenActivity

This read-only object is displayed in a related list of open activities—future events and open tasks—related to an object. It includes activities for all contacts related to the object. OpenActivity fields for phone calls are only available if your organization uses Salesforce CRM Call Center.

## Supported Calls

`describeSObjects()`

## Fields

Field	Details
AccountId	<p><b>Type</b></p> <p>reference</p> <p><b>Properties</b></p> <p>Filter, Group, Nillable, Sort</p> <p><b>Description</b></p> <p>Indicates the ID of the related account, which is determined as follows:</p> <ul style="list-style-type: none"> <li>• The account associated with the <code>whatId</code>, if it exists; or</li> <li>• The account associated with the <code>whoId</code>, if it exists; otherwise</li> <li>• <code>null</code></li> </ul>

Field	Details
	For information on IDs, see <a href="#">ID Field Type</a> .
ActivityDate	<p><b>Type</b> date</p> <p><b>Properties</b> Filter, Group, Nillable, Sort</p> <p><b>Description</b> Indicates one of the following:</p> <ul style="list-style-type: none"> <li>• The due date of a task</li> <li>• The date of an event if <code>IsAllDayEvent</code> is set to <code>true</code></li> </ul> <p>This field has a time stamp that is always set to midnight in the Universal Time Coordinated (UTC) time zone. The time stamp doesn't represent the time of the activity; don't attempt to alter it to accommodate time zone differences. Label is <code>Date</code>.</p>
ActivityDateTime	<p><b>Type</b> dateTime</p> <p><b>Properties</b> Aggregate, Filter, Nillable, Sort</p> <p><b>Description</b> Contains the event's due date if the <code>IsAllDayEvent</code> flag is set to <code>false</code>. The time portion of this field is always transferred in the Coordinated Universal Time (UTC) time zone. Translate the time portion to or from a local time zone for the user or the application, as appropriate. Label is <b>Due Date Time</b>.</p> <p>The value for this field and <code>StartDateTime</code> must match, or one of them must be <code>null</code>.</p>
ActivitySubtype	<p><b>Type</b> picklist</p> <p><b>Properties</b> Filter, Group, Nillable, Restricted picklist, Sort</p> <p><b>Description</b> Provides standard subtypes to facilitate creating and searching for specific activity subtypes. This field isn't updateable.</p> <p>ActivitySubtype values:</p> <ul style="list-style-type: none"> <li>• Task</li> <li>• Email</li> <li>• Call</li> <li>• Event</li> <li>• List Email</li> </ul>
ActivityType	<p><b>Type</b> picklist</p>



Field	Details
	<p><b>Properties</b> Filter, Group, Nillable, Sort</p> <p><b>Description</b> Represents one of the following values: <code>Call</code>, <code>Email</code>, <code>Meeting</code>, or <code>Other</code>. <code>Label</code> is <code>Type</code>. These are default values, and can be changed.</p> <p><code>ActivityType</code> is the union of <code>TaskType</code> and <code>EventType</code>. If the same activity appears in both dynamic picklists, duplicate activities appear.</p> <p><code>TaskType</code> and <code>EventType</code> can each have a <code>Call</code> type. Internally, they are distinct from each other.</p>
<code>AlternateDetailId</code>	<p><b>Type</b> reference</p> <p><b>Properties</b> Filter, Group, Nillable, Sort</p> <p><b>Description</b> The ID of a record the activity is related to which contains more details about the activity. For example, an activity can be related to an <code>EmailMessage</code> record.</p>
<code>CallDisposition</code>	<p><b>Type</b> string</p> <p><b>Properties</b> Filter, Group, Nillable, Sort</p> <p><b>Description</b> Represents the result of a given call, for example, "we'll call back," or "call unsuccessful." Limit is 255 characters.</p>
<code>CallDurationInSeconds</code>	<p><b>Type</b> int</p> <p><b>Properties</b> Filter, Group, Nillable, Sort</p> <p><b>Description</b> Duration of the call in seconds.</p>
<code>CallObject</code>	<p><b>Type</b> string</p> <p><b>Properties</b> Filter, Group, Nillable, Sort</p> <p><b>Description</b> Name of a call center. Limit is 255 characters.</p>

Field	Details
CallType	<p><b>Type</b> picklist</p> <p><b>Properties</b> Filter, Group, Nillable, Restricted picklist, Sort</p> <p><b>Description</b> The type of call being answered: Inbound, Internal, or Outbound.</p>
ConnectionReceivedId	<p><b>Type</b> reference</p> <p><b>Properties</b> Filter, Group, Nillable, Sort</p> <p><b>Description</b> Indicates the ID of the PartnerNetworkConnection that shared this record with your organization. This field is available only if your organization has enabled Salesforce to Salesforce and only in API versions 28.0 and later.</p>
ConnectionSentId	<p><b>Type</b> reference</p> <p><b>Properties</b> Filter, Group, Nillable, Sort</p> <p><b>Description</b> Indicates the ID of the PartnerNetworkConnection that your organization shared this record with. This field is available only if your organization has enabled Salesforce to Salesforce, and only in API versions 28.0 and later. The value is always null. You can use the PartnerNetworkRecordConnection object to forward records to connections.</p>
Description	<p><b>Type</b> textarea</p> <p><b>Properties</b> Nillable</p> <p><b>Description</b> Contains a description of the event or task. Limit is 32 KB.</p>
DurationInMinutes	<p><b>Type</b> int</p> <p><b>Properties</b> Filter, Group, Nillable, Sort</p> <p><b>Description</b> Indicates the duration of the event or task.</p>
EndDateTime	<p><b>Type</b> dateTime</p>

Field	Details
	<p><b>Properties</b> Filter, Nillable, Sort</p> <p><b>Description</b> Indicates the end date and time of the event or task. Available in versions 27.0 and later. This field is optional, depending on the following:</p> <ul style="list-style-type: none"> <li>• If <code>IsAllDayEvent</code> is true, you can supply a value for either <code>DurationInMinutes</code> or <code>EndDateTime</code>. Supplying values in both fields is allowed if the values add up to the same amount of time. If both fields are <code>null</code>, the duration defaults to one day.</li> <li>• If <code>IsAllDayEvent</code> is false, a value must be supplied for either <code>DurationInMinutes</code> or <code>EndDateTime</code>. Supplying values in both fields is allowed if the values add up to the same amount of time.</li> </ul>
<code>IsAllDayEvent</code>	<p><b>Type</b> boolean</p> <p><b>Properties</b> Defaulted on create, Filter, Group, Sort</p> <p><b>Description</b> If the value of this field is set to <code>true</code>, then the activity is an event spanning a full day, and the <code>ActivityDate</code> defines the date of the event. If the value of this field is set to <code>false</code>, then the activity may be an event spanning less than a full day, or it may be a task. Label is <code>All-Day Event</code>.</p>
<code>IsClosed</code>	<p><b>Type</b> boolean</p> <p><b>Properties</b> Defaulted on create, Filter, Group, Sort</p> <p><b>Description</b> Indicates whether a task is closed; value is always <code>false</code>). This field is set indirectly by setting <code>Status</code> on the task—each picklist value has a corresponding <code>IsClosed</code> value. Label is <code>Closed</code>.</p>
<code>IsDeleted</code>	<p><b>Type</b> boolean</p> <p><b>Properties</b> Defaulted on create, Filter</p> <p><b>Description</b> Indicates whether the activity has been moved to the Recycle Bin (<code>true</code>) or not (<code>false</code>). Label is <code>Deleted</code>.</p>
<code>IsHighPriority</code>	<p><b>Type</b> boolean</p>

Field	Details
	<p><b>Properties</b> Defaulted on create, Filter, Group, Sort</p> <p><b>Description</b> Indicates a high-priority task. This field is derived from the <code>Priority</code> field.</p>
<code>IsReminderSet</code>	<p><b>Type</b> boolean</p> <p><b>Properties</b> Defaulted on create, Filter, Group, Sort</p> <p><b>Description</b> Indicates whether a reminder is set for an activity (<code>true</code>) or not (<code>false</code>).</p>
<code>IsTask</code>	<p><b>Type</b> boolean</p> <p><b>Properties</b> Defaulted on create, Filter, Group, Sort</p> <p><b>Description</b> If the value of this field is set to <code>true</code>, then the activity is a task; if the value is set to <code>false</code>, then the activity is an event. Label is <code>Task</code>.</p>
<code>IsVisibleInSelfService</code>	<p><b>Type</b> boolean</p> <p><b>Properties</b> Defaulted on create, Filter, Group, Sort</p> <p><b>Description</b> If the value of this field is set to <code>true</code>, then the activity can be viewed in the self-service portal. Label is <code>Visible in Self-Service</code>.</p>
<code>Location</code>	<p><b>Type</b> string</p> <p><b>Properties</b> Filter, Group, Nillable, Sort</p> <p><b>Description</b> If the activity is an event, then this field represents the location of the event. If the activity is a task, then the value is <code>null</code>.</p>
<code>OwnerId</code>	<p><b>Type</b> reference</p> <p><b>Properties</b> Filter, Group, Nillable, Sort</p> <p><b>Description</b> Indicates the ID of the user or group who owns the activity.</p>

Field	Details
PrimaryAccountId	<p><b>Type</b> reference</p> <p><b>Properties</b> Filter, Group, Nillable, Sort</p> <p><b>Description</b> Contains the <code>AccountId</code> value from the activity record. Available in API versions 30.0 and later to organizations that use Shared Activities.</p>
PrimaryWhoId	<p><b>Type</b> reference</p> <p><b>Properties</b> Filter, Group, Nillable, Sort</p> <p><b>Description</b> Contains the <code>WhoId</code> value from the activity record. Available in API versions 30.0 and later to organizations that have enabled Shared Activities.</p>
Priority	<p><b>Type</b> picklist</p> <p><b>Properties</b> Defaulted on create, Filter, Group, Nillable, Sort</p> <p><b>Description</b> Indicates the priority of a task, such as high, normal, or low.</p>
ReminderDateTime	<p><b>Type</b> dateTime</p> <p><b>Properties</b> Filter, Nillable, Sort</p> <p><b>Description</b> Represents the time at which a reminder is scheduled to fire if <code>IsReminderSet</code> is set to <code>true</code>. If <code>IsReminderSet</code> is set to <code>false</code>, then either the user has deselected the reminder checkbox in the user interface or the reminder has already fired at the time indicated by the value.</p>
Status	<p><b>Type</b> picklist</p> <p><b>Properties</b> Defaulted on create, Filter, Group, Nillable, Sort</p> <p><b>Description</b> Indicates the current status of a task, such as in progress or complete. Each predefined status field sets a value for <code>IsClosed</code>. To obtain picklist values, query <code>TaskStatus</code>.</p>

Field	Details
Subject	<p><b>Type</b> combobox</p> <p><b>Properties</b> Filter, Nillable, Sort</p> <p><b>Description</b> Contains the subject of the task or event.</p>
WhatId	<p><b>Type</b> reference</p> <p><b>Properties</b> Filter, Group, Nillable, Sort</p> <p><b>Description</b> The <code>WhatId</code> represents nonhuman objects such as accounts, opportunities, campaigns, cases, or custom objects. <code>WhatIds</code> are polymorphic. Polymorphic means a <code>WhatId</code> is equivalent to the ID of a related object. The label is <code>Related To ID</code>.</p>
WhoId	<p><b>Type</b> reference</p> <p><b>Properties</b> Filter, Group, Nillable, Sort</p> <p><b>Description</b> The <code>WhoId</code> represents a human such as a lead or a contact. <code>WhoId</code>s are polymorphic. Polymorphic means a <code>WhoId</code> is equivalent to a contact's ID or a lead's ID. The label is <code>Name ID</code>.</p> <p>If Shared Activities is enabled, the value of this field is the ID of the related lead or primary contact. If you add, update, or remove the <code>WhoId</code> field, you might encounter problems with triggers, workflows, and data validation rules that are associated with the record. The label is <code>Name ID</code>.</p>

## Usage

### Query activities that are related to an object

1. Optionally, issue a describe call against the object whose activities you want to query, to get a suggestion of the correct SOQL query to use.
2. Issue a SOQL relationship query with a main clause that references the object and an inner clause that references the activity history. For example:

```
SELECT
  (SELECT ActivityDate, Description
   FROM OpenActivities)
FROM Account
WHERE Name Like 'XYZ%'
```

The user interface enforces sharing rules, filtering out related-list items that a user doesn't have permission to see.

The following constraints on users who don't have the "View All Data" permission help prevent performance issues.

- In the main clause of the relationship query, you can reference only one record. For example, you can't filter on all records where the account name starts with "A." Instead, you must reference a single account record.

```
SELECT
  (SELECT ActivityDate, Description
   FROM OpenActivities
   ORDER BY ActivityDate ASC NULLS LAST, LastModifiedDate DESC
   LIMIT 500)
FROM Account
WHERE Name = 'Acme'
LIMIT 1
```

- In the inner clause of the query, you can't use `WHERE`.
- In the inner clause of the query, you must specify a limit of 500 or fewer on the number of rows that are returned in the list.
- In the inner clause of the query, you must sort on `ActivityDate` in ascending order and `LastModifiedDate` in descending order. You can optionally display nulls last. For example: `ORDER BY ActivityDate ASC NULLS LAST, LastModifiedDate DESC`.

SEE ALSO:

[Task](#)

## OperatingHours

---

Represents the hours in which a service territory, service resource, or account is available for field service work in Field Service Lightning and Lightning Scheduler. This object is available in API version 38.0 and later.

### Supported Calls

`create()`, `delete()`, `describeLayout()`, `describeSObjects()`, `getDeleted()`, `getUpdated()`, `query()`, `retrieve()`, `search()`, `undelete()`, `update()`, `upsert()`

### Fields

Field Name	Details
Description	<p><b>Type</b> textarea</p> <p><b>Properties</b> Create, Nillable, Update</p> <p><b>Description</b> The description of the operating hours. Add any details that aren't included in the name.</p>

Field Name	Details
LastReferencedDate	<p><b>Type</b> dateTime</p> <p><b>Properties</b> Filter, Nillable, Sort</p> <p><b>Description</b> The date when the operating hours record was last modified. Its label in the user interface is <code>Last Modified Date</code>.</p>
LastViewedDate	<p><b>Type</b> dateTime</p> <p><b>Properties</b> Filter, Nillable, Sort</p> <p><b>Description</b> The date when the operating hours record was last viewed.</p>
Name	<p><b>Type</b> string</p> <p><b>Properties</b> Create, Filter, Group, Sort, Update</p> <p><b>Description</b> The name of the operating hours. For example, <i>Summer Hours, Winter Hours, or Peak Season Hours</i>.</p>
TimeZone	<p><b>Type</b> picklist</p> <p><b>Properties</b> Create, Filter, Group, Restricted picklist, Sort, Update</p> <p><b>Description</b> The time zone which the operating hours fall within.</p>

## Usage

By default, only System Administrators can view, create, and assign operating hours.

Service territory members—which are service resources who can work in the territory—automatically use their service territory’s operating hours. If a resource needs different operating hours than their territory, create separate operating hours for them from the Operating Hours tab. Then, select the desired hours in the `Operating Hours` lookup field on the service territory member detail page.

To view a service resource’s operating hours for a particular territory, navigate to their Service Territories related list and click the Member Number for the territory. This takes you to the service territory member detail page, which lists the member’s operating hours and dates during which they belong to the territory.



## Associated Objects

This object has the following associated objects. Unless noted, they are available in the same API version as this object.

### OperatingHoursFeed

Feed tracking is available for the object.

## OperatingHoursHistory

---

Represents the history of changes made to tracked fields on an operating hours record. This object is available in API version 38.0 and later.

## Supported Calls

`getDeleted()`, `getUpdated()`, `query()`, `retrieve()`

## Special Access Rules

Field Service Lightning must be enabled in your organization, and field tracking for operating hours fields must be configured.

## Fields

Field Name	Details
DataType	<p><b>Type</b> picklist</p> <p><b>Properties</b> Filter, Group, Nillable, Restricted picklist, Sort</p> <p><b>Description</b> Data type of the field that was changed.</p>
Field	<p><b>Type</b> picklist</p> <p><b>Properties</b> Filter, Group, Restricted picklist, Sort</p> <p><b>Description</b> The name of the field that was changed.</p>
NewValue	<p><b>Type</b> anyType</p> <p><b>Properties</b> Nillable, Sort</p> <p><b>Description</b> The new value of the field that was changed.</p>

Field Name	Details
OldValue	<p><b>Type</b> anyType</p> <p><b>Properties</b> Nillable, Sort</p> <p><b>Description</b> The value of the field before it was changed.</p>
TimeSlotId	<p><b>Type</b> reference</p> <p><b>Properties</b> Filter, Group, Sort</p> <p><b>Description</b> ID of the operating hours record being tracked. The history is displayed on the detail page for this record.</p>

## Opportunity

Represents an opportunity, which is a sale or pending deal.

## Supported Calls

`create()`, `delete()`, `describeLayout()`, `describeSObjects()`, `getDeleted()`, `getUpdated()`, `query()`, `retrieve()`, `search()`, `undelete()`, `update()`, `upsert()`

## Fields

Field	Field Type
AccountId	<p><b>Type</b> reference</p> <p><b>Properties</b> Create, Filter, Group, Nillable, Sort, Update</p> <p><b>Description</b> ID of the account associated with this opportunity.</p>
Amount	<p><b>Type</b> currency</p> <p><b>Properties</b> Create, Filter, Nillable, Sort, Update</p>


Field	Field Type
	<p><b>Description</b></p> <p>Estimated total sale amount. For opportunities with products, the amount is the sum of the related products. Any attempt to update this field, if the record has products, will be ignored. The update call will not be rejected, and other fields will be updated as specified, but the Amount will be unchanged.</p>
CampaignId	<p><b>Type</b></p> <p>reference</p> <p><b>Properties</b></p> <p>Create, Filter, Group, Nillable, Sort, Update</p> <p><b>Description</b></p> <p>ID of a related Campaign. This field is defined only for those organizations that have the campaign feature Campaigns enabled. The User must have read access rights to the cross-referenced Campaign object in order to create or update that campaign into this field on the opportunity.</p>
CloseDate	<p><b>Type</b></p> <p>date</p> <p><b>Properties</b></p> <p>Create, Filter, Group, Sort, Update</p> <p><b>Description</b></p> <p>Required. Date when the opportunity is expected to close.</p>
ConnectionReceivedId	<p><b>Type</b></p> <p>reference</p> <p><b>Properties</b></p> <p>Filter, Nillable</p> <p><b>Description</b></p> <p>ID of the PartnerNetworkConnection that shared this record with your organization. This field is available if you enabled Salesforce to Salesforce.</p>
ConnectionSentId	<p><b>Type</b></p> <p>reference</p> <p><b>Properties</b></p> <p>Filter, Nillable</p> <p><b>Description</b></p> <p>ID of the PartnerNetworkConnection that you shared this record with. This field is available if you enabled Salesforce to Salesforce. This field is supported using API versions earlier than 15.0. In all other API versions, this field's value is null. You can use the new PartnerNetworkRecordConnection object to forward records to connections.</p>
ContactId	<p><b>Type</b></p> <p>reference</p>

Field	Field Type
	<p><b>Properties</b> Create, Filter, Group, Nillable, Sort</p> <p><b>Description</b> ID of the contact associated with this opportunity, set as the primary contact. Read-only field that is derived from the opportunity contact role, which is created at the same time the opportunity is created. This field can only be populated when it's created, and can't be updated. To update the value in this field, change the <code>IsPrimary</code> flag on the OpportunityContactRole associated with this opportunity. Available in API version 46.0 and later.</p>
ContractId	<p><b>Type</b> reference</p> <p><b>Properties</b> Create, Filter, Group, Nillable, Sort, Update</p> <p><b>Description</b> ID of the contract that's associated with this opportunity.</p>
CurrencyIsoCode	<p><b>Type</b> picklist</p> <p><b>Properties</b> Create, Defaulted on create, Filter, Nillable, Restricted picklist, Update</p> <p><b>Description</b> Available only for organizations with the multicurrency feature enabled. Contains the ISO code for any currency allowed by the organization.  If the organization has multicurrency and a Pricebook2 is specified on the opportunity (i.e., the <code>Pricebook2Id</code> field is not blank), then the currency value of this field must match the currency of the PricebookEntry records that are associated with any opportunity line items it has.</p>
Description	<p><b>Type</b> textarea</p> <p><b>Properties</b> Create, Nillable, Update</p> <p><b>Description</b> Text description of the opportunity. Limit: 32,000 characters.</p>
ExpectedRevenue	<p><b>Type</b> currency</p> <p><b>Properties</b> Filter, Nillable, Sort</p>

Field	Field Type
	<p><b>Description</b> Read-only field that is equal to the product of the opportunity <code>Amount</code> field and the <code>Probability</code>. You can't directly set this field, but you can indirectly set it by setting the <code>Amount</code> or <code>Probability</code> fields.</p>
<code>Fiscal</code>	<p><b>Type</b> string</p> <p><b>Properties</b> Filter, Group, Nillable, Sort</p> <p><b>Description</b> If fiscal years are not enabled, the name of the fiscal quarter or period in which the opportunity <code>CloseDate</code> falls. Value should be in <code>YYY Q</code> format, for example, '2006 1' for first quarter of 2006.</p>
<code>FiscalQuarter</code>	<p><b>Type</b> int</p> <p><b>Properties</b> Filter, Group, Nillable, Sort</p> <p><b>Description</b> Represents the fiscal quarter. Valid values are 1, 2, 3, or 4.</p>
<code>FiscalYear</code>	<p><b>Type</b> int</p> <p><b>Properties</b> Filter, Group, Nillable, Sort</p> <p><b>Description</b> Represents the fiscal year, for example, 2006.</p>
<code>ForecastCategory</code>	<p><b>Type</b> picklist</p> <p><b>Properties</b> Filter, Group, Restricted picklist, Sort</p> <p><b>Description</b> Restricted picklist field. It is implied, but not directly controlled, by the <code>StageName</code> field. You can override this field to a different value than is implied by the <code>StageName</code> value. The values of this field are fixed enumerated values. The field labels are localized to the language of the user performing the operation, if localized versions of those labels are available for that language in the user interface.</p> <p>In API version 12.0 and later, the value of this field is automatically set based on the value of the <code>ForecastCategoryName</code> and can't be updated any other way. The field properties <code>Create</code>, <code>Defaulted on create</code>, <code>Nillable</code>, and <code>Update</code> are not available in version 12.0.</p>


Field	Field Type
ForecastCategoryName	<p><b>Type</b> picklist</p> <p><b>Properties</b> Create, Defaulted on create, Filter, Group, Nillable, Restricted picklist, Sort, Update</p> <p><b>Description</b> Available in API version 12.0 and later.  The name of the forecast category. It is implied, but not directly controlled, by the <code>StageName</code> field. You can override this field to a different value than is implied by the <code>StageName</code> value.</p>
HasOpenActivity	<p><b>Type</b> boolean</p> <p><b>Properties</b> Defaulted on create, Group,</p> <p><b>Description</b> Indicates whether an opportunity has an open event or task (<code>true</code>) or not (<code>false</code>). Available in API version 35.0 and later.</p>
HasOpportunityLineItem	<p><b>Type</b> boolean</p> <p><b>Properties</b> Defaulted on create, Filter, Group, Sort</p> <p><b>Description</b> Read-only field that indicates whether the opportunity has associated line items. A value of <code>true</code> means that Opportunity line items have been created for the opportunity. An opportunity can have opportunity line items only if the opportunity has a price book. The opportunity line items must correspond to PricebookEntry objects that are listed in the opportunity Pricebook2. However, you can insert opportunity line items on an opportunity that does not have an associated Pricebook2. For the first opportunity line item that you insert on an opportunity without a Pricebook2, the API automatically sets the <code>Pricebook2Id</code> field, if the opportunity line item corresponds to a PricebookEntry in an active Pricebook2 that has a <code>CurrencyIsoCode</code> field that matches the <code>CurrencyIsoCode</code> field of the opportunity. If the Pricebook2 is not active or the <code>CurrencyIsoCode</code> fields do not match, then the API returns an error. You can't update the <code>Pricebook2Id</code> or <code>PricebookId</code> fields if opportunity line items exist on the Opportunity. You must delete the line items before attempting to update the <code>PricebookId</code> field.</p>
HasOverdueTask	<p><b>Type</b> boolean</p> <p><b>Properties</b> Defaulted on create, Group,</p>

Field	Field Type
	<p><b>Description</b></p> <p>Indicates whether an opportunity has an overdue task (<code>true</code>) or not (<code>false</code>). Available in API version 35.0 and later.</p>
IqScore	<p><b>Type</b></p> <p>int</p> <p><b>Properties</b></p> <p>Aggregate, Filter, Group, Nillable, Sort</p> <p><b>Description</b></p> <p>The likelihood, measured on a scale of 1 to 99, that an opportunity will be won. Einstein Opportunity Scoring must be enabled. Available in API version 41.0 and later. Label is <b>Opportunity Score</b>.</p>
IsClosed	<p><b>Type</b></p> <p>boolean</p> <p><b>Properties</b></p> <p>Defaulted on create, Filter, Group, Sort</p> <p><b>Description</b></p> <p>Directly controlled by <code>StageName</code>. You can query and filter on this field, but you can't directly set it in a create, upsert, or update request. It can only be set via <code>StageName</code>. Label is <b>Closed</b>.</p>
IsDeleted	<p><b>Type</b></p> <p>boolean</p> <p><b>Properties</b></p> <p>Defaulted on create, Filter</p> <p><b>Description</b></p> <p>Indicates whether the object has been moved to the Recycle Bin (<code>true</code>) or not (<code>false</code>). Label is <b>Deleted</b>.</p>
IsExcludedFromTerritory2Filter	<p><b>Type</b></p> <p>boolean</p> <p><b>Properties</b></p> <p>Create, Defaulted on create, Filter, Group, Sort, Update</p> <p><b>Description</b></p> <p>Used for Filter-Based Opportunity Territory Assignment (Pilot in Spring '15 / API version 33). Indicates whether the opportunity is excluded (<code>True</code>) or included (<code>False</code>) each time the APEX filter is executed.</p>
IsSplit	<p><b>Type</b></p> <p>boolean</p>


Field	Field Type
	<p><b>Properties</b> Defaulted on create, Filter, Group, Sort</p> <p><b>Description</b> Read-only field that indicates whether credit for the opportunity is split between opportunity team members. Label is <code>IsSplit</code>. This field is available in versions 14.0 and later for organizations that enabled Opportunity Splits during the pilot period.</p> <p> <b>Warning:</b> This field should not be used. However, it's documented for the benefit of pilot customers who find references to <code>IsSplit</code> in code.</p>
<code>IsWon</code>	<p><b>Type</b> boolean</p> <p><b>Properties</b> Defaulted on create, Filter, Group, Sort</p> <p><b>Description</b> Directly controlled by <code>StageName</code>. You can query and filter on this field, but you can't directly set the value. It can only be set via <code>StageName</code>. Label is <b>Won</b>.</p>
<code>LastActivityDate</code>	<p><b>Type</b> date</p> <p><b>Properties</b> Filter, Group, Nillable, Sort</p> <p><b>Description</b> Value is one of the following, whichever is the most recent:</p> <ul style="list-style-type: none"> <li>• Due date of the most recent event logged against the record.</li> <li>• Due date of the most recently closed task associated with the record.</li> </ul>
<code>LastReferencedDate</code>	<p><b>Type</b> datetime</p> <p><b>Properties</b> Filter, Nillable, Sort</p> <p><b>Description</b> The timestamp for when the current user last viewed a record related to this record.</p>
<code>LastViewedDate</code>	<p><b>Type</b> datetime</p> <p><b>Properties</b> Filter, Nillable, Sort</p> <p><b>Description</b> The timestamp for when the current user last viewed this record. If this value is null, this record might only have been referenced (<code>LastReferencedDate</code>) and not viewed.</p>



Field	Field Type
LeadSource	<p><b>Type</b> picklist</p> <p><b>Properties</b> Create, Filter, Group, Nillable, Sort, Update</p> <p><b>Description</b> Source of this opportunity, such as Advertisement or Trade Show.</p>
Name	<p><b>Type</b> string</p> <p><b>Properties</b> Create, Filter, Group, idLookup, Sort, Update</p> <p><b>Description</b> Required. A name for this opportunity. Limit: 120 characters.</p>
NextStep	<p><b>Type</b> string</p> <p><b>Properties</b> Create, Filter, Group, Nillable, Sort, Update</p> <p><b>Description</b> Description of next task in closing opportunity. Limit: 255 characters.</p>
OwnerId	<p><b>Type</b> reference</p> <p><b>Properties</b> Create, Defaulted on create, Filter, Group, Sort, Update</p> <p><b>Description</b> ID of the User who has been assigned to work this opportunity. If you update this field, the previous owner's access becomes Read Only or the access specified in your organization-wide default for opportunities, whichever is greater. If you have set up opportunity teams in your organization, updating this field has different consequences depending on your version of the API:</p> <ul style="list-style-type: none"> <li>• For API version 12.0 and later, sharing records are kept, as they are for all objects.</li> <li>• For API version before 12.0, sharing records are deleted.</li> <li>• For API version 16.0 and later, users must have the "Transfer Record" permission in order to update (transfer) account ownership using this field.</li> </ul>
Pricebook2Id	<p><b>Type</b> reference</p> <p><b>Properties</b> Create, Defaulted on create, Filter, Group, Nillable, Sort, Update</p>

Field	Field Type
	<p><b>Description</b></p> <p>ID of a related Pricebook2 object. The <code>Pricebook2Id</code> field indicates which Pricebook2 applies to this opportunity. The <code>Pricebook2Id</code> field is defined only for those organizations that have products enabled as a feature. You can specify values for only one field (<code>Pricebook2Id</code> or <code>PricebookId</code>)—not both fields. For this reason, both fields are declared nillable.</p>
PricebookId	<p><b>Type</b></p> <p>reference</p> <p><b>Properties</b></p> <p>Create, Defaulted on create, Filter, Nillable, Update</p> <p><b>Description</b></p> <p>Unavailable as of version 3.0. As of version 8.0, the Pricebook object is no longer available. Use the <code>Pricebook2Id</code> field instead, specifying the ID of the Pricebook2 record.</p>
Probability	<p><b>Type</b></p> <p>percent</p> <p><b>Properties</b></p> <p>Create, Defaulted on create, Filter, Nillable, Sort, Update</p> <p><b>Description</b></p> <p>Percentage of estimated confidence in closing the opportunity. It is implied, but not directly controlled, by the <code>StageName</code> field. You can override this field to a different value than what is implied by the <code>StageName</code>.</p> <p> <b>Note:</b> If you're changing the <code>Probability</code> field through the API using a partner WSDL call, or an Apex <code>before</code> trigger, and the value may have several decimal places, we recommend rounding the value to a whole number. For example, the following Apex in a <code>before</code> trigger uses the <code>round</code> method to change the field value: <code>o.probability = o.probability.round();</code></p>
RecordTypeId	<p><b>Type</b></p> <p>reference</p> <p><b>Properties</b></p> <p>Create, Filter, Nillable, Update</p> <p><b>Description</b></p> <p>ID of the record type assigned to this object.</p>
StageName	<p><b>Type</b></p> <p>picklist</p> <p><b>Properties</b></p> <p>Create, Filter, Group, Sort, Update</p>


Field	Field Type
	<p><b>Description</b> Required. Current stage of this record. The <code>StageName</code> field controls several other fields on an opportunity. Each of the fields can be directly set or implied by changing the <code>StageName</code> field. In addition, the <code>StageName</code> field is a picklist, so it has additional members in the returned <code>describeSObjectResult</code> to indicate how it affects the other fields. To obtain the stage name values in the picklist, query the <code>OpportunityStage</code> object. If the <code>StageName</code> is updated, then the <code>ForecastCategoryName</code>, <code>IsClosed</code>, <code>IsWon</code>, and <code>Probability</code> are automatically updated based on the stage-category mapping.</p>
<code>SyncedQuoteID</code>	<p><b>Type</b> reference</p> <p><b>Properties</b> Create, Filter, Nillable, Update</p> <p><b>Description</b> Read only in an Apex trigger. The ID of the Quote that syncs with the opportunity. Setting this field lets you start and stop syncing between the opportunity and a quote. The ID has to be for a quote that is a child of the opportunity.</p>
<code>Territory2Id</code>	<p><b>Type</b> reference</p> <p><b>Properties</b> Create, Filter, Group, Sort, Update</p> <p><b>Description</b> The ID of the territory that is assigned to the opportunity. Available only if Enterprise Territory Management has been enabled for your organization.</p>
<code>TotalOpportunityQuantity</code>	<p><b>Type</b> double</p> <p><b>Properties</b> Create, Filter, Nillable, Sort, Update</p> <p><b>Description</b> Number of items included in this opportunity. Used in quantity-based forecasting.</p>
<code>Type</code>	<p><b>Type</b> picklist</p> <p><b>Properties</b> Create, Filter, Group, Nillable, Sort, Update</p> <p><b>Description</b> Type of opportunity. For example, Existing Business or New Business. Label is <b>Opportunity Type</b>.</p>

-  **Note:** If you are importing Opportunity data and need to set the value for an audit field, such as `CreatedDate`, contact Salesforce. Audit fields are automatically updated during API operations unless you request to set these fields yourself.

## Usage

Use the Opportunity object to manage information about a sale or pending deal. You can also sync this object with a child Quote. To update an Opportunity, your client application needs “Edit” permission on opportunities. You can create, update, delete, and query Attachment records associated with an opportunity via the API. To split credit for an opportunity among multiple opportunity team members, use the OpportunitySplit object.

Client applications can also create or update opportunity objects by converting a Lead with `convertLead()`.

-  **Note:** On opportunities and opportunity products, the workflow rules, validation rules, and Apex triggers fire when an update to a child opportunity product or schedule causes an update to the parent record. This means your custom application logic is enforced when there are updates to the parent record, ensuring higher data quality and compliance with your organization’s business policies.

## Sample Code—Java

This code starts the sync between an object and a child quote.

```
public void startQuoteSync() {
    Opportunity opp = new Opportunity();
    opp.setId(new ID("006D000000CpOSy"));
    opp.setSyncedQuoteId(new ID("0Q0D000000002OZ"));
    // Invoke the update call and save the results
    try {
        SaveResult[] saveResults = binding.update(new SObject[] {opp});
        // check results and do more processing after the update call ...
    }
    catch (Exception ex) {
        System.out.println("An unexpected error has occurred." + ex.getMessage());
        return;
    }
}
```

This code stops the sync between an object and a child quote.

```
public void stopQuoteSync() {
    Opportunity opp = new Opportunity();
    opp.setId(new ID("006D000000CpOSy"));
    opp.setFieldsToNull(new String[] {"SyncedQuoteId"});
    // Invoke the update call and save the results
    try {
        SaveResult[] saveResults = binding.update(new SObject[] {opp});
        // check results and do more processing after the update call ...
    }
    catch (Exception ex) {
        System.out.println("An unexpected error has occurred." + ex.getMessage());
        return;
    }
}
```

## Associated Objects

This object has the following associated objects. Unless noted, they are available in the same API version as this object.

### OpportunityFeed (API version 18.0)

Feed tracking is available for the object.

### OpportunityHistory

History is available for tracked fields of the object.

### OpportunityOwnerSharingRule

Sharing rules are available for the object.

### OpportunityShare

Sharing is available for the object.

SEE ALSO:

[OpportunityCompetitor](#)

[OpportunityHistory](#)

[OpportunityLineItem](#)

[OpportunityLineItemSchedule](#)

[OpportunityFieldHistory](#)

[Quote](#)

[QuoteLineItem](#)

[PartnerNetworkConnection](#)

## OpportunityCompetitor

---

Represents a competitor on an Opportunity.

## Supported Calls

`create()`, `delete()`, `describeSObjects()`, `getDeleted()`, `getUpdated()`, `query()`, `retrieve()`, `update()`, `upsert()`

## Fields

Field	Details
CompetitorName	<p><b>Type</b> combobox</p> <p><b>Properties</b> Create, Filter, Nillable, Sort, Update</p> <p><b>Description</b> Name of the competitor.</p>

---

Field	Details
IsDeleted	<p><b>Type</b> boolean</p> <p><b>Properties</b> Defaulted on create, Filter</p> <p><b>Description</b> Indicates whether the object has been moved to the Recycle Bin (<code>true</code>) or not (<code>false</code>). Label is <b>Deleted</b>.</p>
OpportunityId	<p><b>Type</b> reference</p> <p><b>Properties</b> Create, Filter, Group, Sort</p> <p><b>Description</b> Required. ID of the associated Opportunity.</p>
Strengths	<p><b>Type</b> string</p> <p><b>Properties</b> Create, Filter, Nillable, Sort, Update</p> <p><b>Description</b> Description of the competitor's strengths. Limit: 1,000 characters.</p>
Weaknesses	<p><b>Type</b> string</p> <p><b>Properties</b> Create, Filter, Nillable, Sort, Update</p> <p><b>Description</b> Description of the competitor's weaknesses. Limit: 1,000 characters.</p>

## Usage

Use this object to manage competitors on an Opportunity, associating multiple competitors on a opportunity and specifying the strengths and weaknesses of each competitor.

SEE ALSO:

[Opportunity](#)

## OpportunityContactRole

Represents the role that a Contact plays on an Opportunity.

## Supported Calls

`create()`, `delete()`, `describeLayout()`, `describeSObjects()`, `getDeleted()`, `getUpdated()`, `query()`, `retrieve()`, `update()`, `upsert()`

## Fields

Field	Details
ContactId	<p><b>Type</b> reference</p> <p><b>Properties</b> Create, Filter, Group, Sort, Update</p> <p><b>Description</b> ID of an associated Contact. The API applies user access rights to the associated Opportunity for this object, but not to the associated Contact. The API may return rows from a query on this object that include this field's values for contacts to which the user does not have sufficient access rights. It may also return values for this field for contacts that have been deleted. In either case, the client must perform a query on the contact table for this field's value to determine whether the Contact is accessible to the user and has not been deleted.</p>
CurrencyIsoCode	<p><b>Type</b> picklist</p> <p><b>Properties</b> Create, Defaulted on create, Filter, Group, Nillable, Restricted picklist, Sort, Update</p> <p><b>Description</b> Available only for orgs with the multicurrency feature enabled. Contains the ISO code for any currency allowed by the org. This field is available in API version 47.0.</p>
Division	<p><b>Type</b> picklist</p> <p><b>Properties</b> Defaulted on create, Filter, Group, Restricted picklist, Sort</p> <p><b>Description</b> A logical segment of your organization's data. For example, if your company is organized into different business units, you could create a division for each business unit, such as "North America," "Healthcare," or "Consulting." Available only if the organization has the Division permission enabled.</p>
IsDeleted	<p><b>Type</b> boolean</p> <p><b>Properties</b> Defaulted on create, Filter</p>

Field	Details
	<p><b>Description</b></p> <p>Indicates whether the record has been moved to the Recycle Bin (<code>true</code>) or not (<code>false</code>). The <code>IsDeleted</code> flag is usable only when the parent record is deleted to the recycle bin, and not when the <code>OpportunityContactRole</code> record is deleted directly. Label is <b>Deleted</b>.</p>
<code>IsPrimary</code>	<p><b>Type</b></p> <p>boolean</p> <p><b>Properties</b></p> <p>Create, Defaulted on create, Filter, Group, Sort, Update</p> <p><b>Description</b></p> <p>Indicates whether the associated Contact plays the primary role on the Opportunity (<code>true</code>) or not (<code>false</code>). Each Opportunity has only one primary contact. Label is <b>Primary</b>.</p>
<code>OpportunityId</code>	<p><b>Type</b></p> <p>reference</p> <p><b>Properties</b></p> <p>Create, Filter, Group, Sort</p> <p><b>Description</b></p> <p>Required. ID of an associated Opportunity. This field is non-nullable, and it cannot be updated. You must provide a value for this field when creating new records. You can't change it after it has been created.</p>
<code>Role</code>	<p><b>Type</b></p> <p>picklist</p> <p><b>Properties</b></p> <p>Create, Filter, Group, Nillable, Sort, Update</p> <p><b>Description</b></p> <p>Name of the role played by the associated Contact on the Opportunity, such as Business User or Decision Maker.</p>

## Usage

Use the Opportunity Contact Role object to manage information about contacts and roles related to opportunities. Records of this type appear in the user interface in the Opportunity Contact Role related list and on the Opportunity detail page.

Although allowed, we do not recommend that you create multiple relationships between the same Opportunity and a Contact.

SEE ALSO:

[Object Basics](#)



# OpportunityContactRoleSuggestionInsight

---

Represents a suggestion for a new opportunity contact role. Available in API versions 45.0 and later.

## Supported Calls

`describeLayout()`, `describeSObjects()`, `getDeleted()`, `getDeleted()`, `query()`, `retrieve()`

## Special Access Rules

To add or decline opportunity contact role suggestions, users need a Sales Cloud Einstein license, edit access on opportunities, and read or edit access on contacts. As of the Spring '20 release, Pardot and High Velocity Sales users no longer have access to this object.

## Fields

Field Name	Details
ContactId	<p><b>Type</b> reference</p> <p><b>Properties</b> Filter, Group, Sort</p> <p><b>Description</b> The ID of the related contact record.</p>
CreatedRecordId	<p><b>Type</b> reference</p> <p><b>Properties</b> Filter, Group, Nillable, Sort</p> <p><b>Description</b> The ID of the created opportunity contact role record.</p>
CurrencyIsoCode	<p><b>Type</b> picklist</p> <p><b>Properties</b> Defaulted on create, Filter, Group, Restricted picklist, Sort</p> <p><b>Description</b> Available only for orgs with the multicurrency feature enabled. Contains the ISO code for any currency allowed by the organization.</p>
Division	<p><b>Type</b> picklist</p> <p><b>Properties</b> Defaulted on create, Filter, Group, Restricted picklist, Sort</p>

Field Name	Details
	<b>Description</b> The division of the suggested opportunity contact role.
LastOperationUserId	<b>Type</b> reference <b>Properties</b> Filter, Group, Nillable, Sort <b>Description</b> The ID of the user who last performed a related operation.
LastReferencedDate	<b>Type</b> dateTime <b>Properties</b> Filter, Nillable, Sort <b>Description</b> The timestamp for when the current user last viewed a record related to this record.
LastViewedDate	<b>Type</b> dateTime <b>Properties</b> Filter, Nillable, Sort <b>Description</b> The timestamp for when the current user last viewed this record. If this value is null, this record might only have been referenced ( <code>LastReferencedDate</code> ) and not viewed.
OpportunityId	<b>Type</b> reference <b>Properties</b> Filter, Group, Sort <b>Description</b> The ID of the related opportunity.
RationaleLabel	<b>Type</b> string <b>Properties</b> Filter, Group, Nillable, Sort <b>Description</b> The reason why this is a suggested opportunity contact role.

Field Name	Details
Role	<p><b>Type</b> string</p> <p><b>Properties</b> Filter, Group, Nillable, Sort</p> <p><b>Description</b> The role of the suggested opportunity contact role.</p>
Status	<p><b>Type</b> picklist</p> <p><b>Properties</b> Filter, Group, Restricted picklist, Sort</p> <p><b>Description</b> The status of the suggested contact. Possible values include:</p> <ul style="list-style-type: none"> <li>• New</li> <li>• Pending</li> <li>• Added</li> <li>• Declined</li> </ul>

## Usage

This object is read-only and isn't supported in workflows, triggers, or process builder.

## OpportunityFieldHistory

Represents the history of changes to the values in the fields of an opportunity. This object is available in versions 13.0 and later.

## Supported Calls

`describeSObjects()`, `getDeleted()`, `getUpdated()`, `query()`, `retrieve()`

## Fields

Field	Details
DataType	<p><b>Type</b> picklist</p> <p><b>Properties</b> Filter, Group, Nillable, Restricted picklist, Sort</p> <p><b>Description</b> Data type of the field that was changed.</p>

Field	Details
Field	<p><b>Type</b> picklist</p> <p><b>Properties</b> Filter, Group, Restricted picklist, Sort</p> <p><b>Description</b> The name of the field that was changed.</p>
IsDeleted	<p><b>Type</b> boolean</p> <p><b>Properties</b> Defaulted on create, Filter</p> <p><b>Description</b> Indicates whether the object has been moved to the Recycle Bin (<code>true</code>) or not (<code>false</code>). Label is <b>Deleted</b>.</p>
OpportunityId	<p><b>Type</b> reference</p> <p><b>Properties</b> Filter, Group, Sort</p> <p><b>Description</b> ID of the Opportunity. Label is <b>Opportunity ID</b>.</p>
NewValue	<p><b>Type</b> anyType</p> <p><b>Properties</b> Nillable, Sort</p> <p><b>Description</b> The new value of the field that was changed.</p>
OldValue	<p><b>Type</b> anyType</p> <p><b>Properties</b> Nillable, Sort</p> <p><b>Description</b> The latest value of the field before it was changed.</p>

## Usage

Use this object to identify changes to any fields on an Opportunity. The OpportunityHistory object represents the history of a change to the `Amount`, `Probability`, `Stage`, or `Close Date` fields of an Opportunity.

This object respects field level security on the parent object.

SEE ALSO:

[Opportunity](#)

## OpportunityHistory

---

Represents the stage history of an Opportunity.

### Supported Calls

`describeSObjects()`, `getDeleted()`, `getUpdated()`, `query()`, `retrieve()`

### Fields

Field	Details
Amount	<p><b>Type</b> currency</p> <p><b>Properties</b> Filter, Nillable, Sort</p> <p><b>Description</b> Estimated total sale amount.</p>
CloseDate	<p><b>Type</b> date</p> <p><b>Properties</b> Filter, Group, Nillable, Sort</p> <p><b>Description</b> Date when the opportunity is expected to close.</p>
ExpectedRevenue	<p><b>Type</b> currency</p> <p><b>Properties</b> Filter, Nillable, Sort</p> <p><b>Description</b> Calculated revenue based on the <code>Amount</code> and <code>Probability</code> fields.</p>
ForecastCategory	<p><b>Type</b> picklist</p> <p><b>Properties</b> Filter, Group, Nillable, Restricted picklist, Sort</p>

Field	Details
	<p><b>Description</b> Category that determines the column in which an opportunity is totaled in a forecast. Label is <b>To ForecastCategory</b>.</p>
IsDeleted	<p><b>Type</b> boolean</p> <p><b>Properties</b> Defaulted on create, Filter</p> <p><b>Description</b> Indicates whether the object has been moved to the Recycle Bin (<code>true</code>) or not (<code>false</code>). Label is <b>Deleted</b>.</p>
OpportunityId	<p><b>Type</b> reference</p> <p><b>Properties</b> Filter, Group, Sort</p> <p><b>Description</b> ID of the associated Opportunity.</p>
Probability	<p><b>Type</b> percent</p> <p><b>Properties</b> Filter, Nillable, Sort</p> <p><b>Description</b> Percentage of estimated confidence in closing the opportunity.</p>
StageName	<p><b>Type</b> picklist</p> <p><b>Properties</b> Filter, Group, Sort</p> <p><b>Description</b> Name of the current stage of the opportunity (for example, Prospect or Proposal).</p>

## Usage

This object represents the history of a change to the `Amount`, `Probability`, `Stage`, or `Close Date` fields of an Opportunity. The `OpportunityFieldHistory` object represents the history of a change to any of the fields of an Opportunity. To obtain information about how a particular opportunity is progressing, query the `OpportunityHistory` records associated with a given Opportunity. Please note that if an opportunity's `Amount`, `Probability`, `Stage`, or `Close Date` fields have not changed, nothing will be returned in the `OpportunityHistory` objects. In this case, query the `OpportunityFieldHistory` records associated with a given Opportunity to get more information about changes to the opportunity.

This object is read-only. The system generates a new record whenever a user or client application changes the value of any of the above fields; the then-current values of all of these major fields are saved in the newly-generated object.

This object respects field-level security on the parent object.

 **Note:** The record is automatically deleted if its parent Opportunity is deleted.

SEE ALSO:

[Opportunity](#)

## OpportunityInsight

---

Represents an individual insight (deal prediction, follow-up reminder, or key moment) related to an opportunity record.

### Supported Calls

`describeLayout()`, `describeSObjects()`, `getDeleted()`, `query()`, `retrieve()`

### Special Access Rules

To see an insight related to a specific opportunity, users need a Sales Cloud Einstein license and access to the opportunity record. As of the Spring '20 release, Pardot and High Velocity Sales users no longer have access to this object.

### Fields

Field Name	Details
ActualHeardWithinDays	<p><b>Type</b> int</p> <p><b>Properties</b> Filter, Group, Nillable, Sort</p> <p><b>Description</b> The number of days it has been since a prospect has responded for insights of type <code>Prospect has not responded</code> and <code>No communication</code>.</p>
CloseDate	<p><b>Type</b> dateTime</p> <p><b>Properties</b> Filter, Nillable, Sort</p> <p><b>Description</b> The close date of the related opportunity for insights of type <code>Opportunity is overdue</code> and <code>Opportunity is unlikely to close in time</code>.</p>

Field Name	Details
CompetitorName	<p><b>Type</b> string</p> <p><b>Properties</b> Filter, Group, Nillable, Sort</p> <p><b>Description</b> This field has been deprecated as of API version 45.0.</p>
ContactName	<p><b>Type</b> string</p> <p><b>Properties</b> Filter, Group, Nillable, Sort</p> <p><b>Description</b> This field is not in use as of API version 46.0.</p>
ContactTitle	<p><b>Type</b> string</p> <p><b>Properties</b> Filter, Group, Nillable, Sort</p> <p><b>Description</b> This field is not in use as of API version 46.0.</p>
CurrencyIsoCode	<p><b>Type</b> picklist</p> <p><b>Properties</b> Defaulted on create, Filter, Group, Restricted picklist, Sort</p> <p><b>Description</b> Available only for orgs with the multicurrency feature enabled. Contains the ISO code for any currency allowed by the organization.</p>
Division	<p><b>Type</b> picklist</p> <p><b>Properties</b> Defaulted on create, Filter, Group, Restricted picklist, Sort</p> <p><b>Description</b> The division of the related record.</p>
ExpectedHeardWithinDays	<p><b>Type</b> int</p> <p><b>Properties</b> Filter, Group, Nillable, Sort</p>



Field Name	Details
	<p><b>Description</b> The expected number of days it takes to hear back from a prospect for insights of type Prospect has not responded and No communication.</p>
LastHeard	<p><b>Type</b> dateTime</p> <p><b>Properties</b> Filter, Nillable, Sort</p> <p><b>Description</b> The date when the related prospect was last heard from for insights of type Prospect has not responded.</p>
LastReferencedDate	<p><b>Type</b> dateTime</p> <p><b>Properties</b> Filter, Nillable, Sort</p> <p><b>Description</b> The timestamp for when the current user last viewed a record related to this record.</p>
LastViewedDate	<p><b>Type</b> dateTime</p> <p><b>Properties</b> Filter, Nillable, Sort</p> <p><b>Description</b> The timestamp for when the current user last viewed this record. If this value is null, this record might only have been referenced (LastReferencedDate) and not viewed.</p>
OpportunityId	<p><b>Type</b> reference</p> <p><b>Properties</b> Filter, Group, Sort</p> <p><b>Description</b> The ID of the related opportunity record.</p>
Rationale	<p><b>Type</b> string</p> <p><b>Properties</b> Filter, Group, Nillable</p>

Field Name	Details
Reason	<p><b>Description</b> The explanation for an insight, providing more background information and details that are specific to the org.</p> <p><b>Type</b> picklist</p> <p><b>Properties</b> Filter, Group, Nillable, Restricted picklist, Sort</p> <p><b>Description</b> The reason why a specific insight type is appearing. Relevant to the following insights:</p> <ul style="list-style-type: none"> <li>• Opportunity is unlikely to close in time</li> <li>• Opportunity slowing</li> <li>• Opportunity boosting</li> <li>• Time-consuming opportunity</li> </ul>
TaskDue	<p><b>Type</b> dateTime</p> <p><b>Properties</b> Filter, Nillable, Sort</p> <p><b>Description</b> The date that a task associated with the related opportunity record is due.</p>
Title	<p><b>Type</b> string</p> <p><b>Properties</b> Filter, Group, Nillable</p> <p><b>Description</b> The title of the insight.</p>
TrendType	<p><b>Type</b> picklist</p> <p><b>Properties</b> Filter, Group, Restricted picklist, Sort</p> <p>The trend type of the insight. Possible values include:</p> <ul style="list-style-type: none"> <li>• Negative</li> <li>• Positive</li> <li>• Informational</li> </ul>
Type	<p><b>Type</b> picklist</p>

**Field Name****Details****Properties**

Filter, Group, Restricted picklist, Sort

**Description**

The type of insight. Possible values include:

- Opportunity is unlikely to close in time
- Prospect has not responded
- Opportunity slowing
- Opportunity boosting
- Time-consuming opportunity
- No communication
- Re-engaged opportunity
- Opportunity has an overdue task
- Opportunity is overdue
- Opportunity has no open activity
- Unusual opportunity amount

## Usage

This object is read-only and isn't supported in workflows, triggers, or process builder.

## OpportunityLineItem

Represents an opportunity line item, which is a member of the list of Product2 products associated with an Opportunity.

## Supported Calls

`create()`, `delete()`, `describeLayout()`, `describeSObjects()`, `getDeleted()`, `getUpdated()`, `query()`, `retrieve()`, `update()`, `upsert()`

## Special Access Rules

The user must have the "Edit" permission on Opportunity records to create or update opportunity line items on an opportunity.

## Fields

**Field****Details**

CanUseQuantitySchedule

**Type**

boolean

Field	Details
	<p><b>Properties</b> Defaulted on create, Filter, Group, Sort</p> <p><b>Description</b> Indicates whether the opportunity product can have a quantity schedule (<code>true</code>) or not (<code>false</code>). This field is read-only.</p>
CanUseRevenueSchedule	<p><b>Type</b> boolean</p> <p><b>Properties</b> Defaulted on create, Filter, Group, Sort</p> <p><b>Description</b> Indicates whether the opportunity product can have a revenue schedule (<code>true</code>) or not (<code>false</code>). This field is read-only.</p>
ConnectionReceivedId	<p><b>Type</b> reference</p> <p><b>Properties</b> Filter, Nillable</p> <p><b>Description</b> ID of the PartnerNetworkConnection that shared this record with your organization. This field is available if you enabled Salesforce to Salesforce.</p>
ConnectionSentId	<p><b>Type</b> reference</p> <p><b>Properties</b> Filter, Nillable</p> <p><b>Description</b> ID of the PartnerNetworkConnection that you shared this record with. This field is available if you enabled Salesforce to Salesforce. This field is supported using API versions earlier than 15.0. In all other API versions, this field's value is null. You can use the new PartnerNetworkRecordConnection object to forward records to connections.</p>
CurrencyIsoCode	<p><b>Type</b> picklist</p> <p><b>Properties</b> Defaulted on create, Filter, Restricted picklist</p> <p><b>Description</b> Available only for organizations with the multicurrency feature enabled. Contains the ISO code for any currency allowed by the organization.</p> <p>If the organization has multicurrency enabled, and a Pricebook2 is specified on the parent opportunity (that is, the <code>Pricebook2Id</code> field is not blank on the opportunity referenced by this object's <code>OpportunityId</code>), then the value of this field must match the currency</p>

Field	Details
	of the <code>CurrencyIsoCode</code> field on the <code>PricebookEntry</code> records that are associated with this object.
Description	<p><b>Type</b> string</p> <p><b>Properties</b> Create, Filter, Group, Nillable, Sort, Update</p> <p><b>Description</b> Text description of the opportunity line item. Limit: 80 characters.</p>
Discount	<p><b>Type</b> percent</p> <p><b>Properties</b> Filter, Nillable, Sort</p> <p><b>Description</b> Discount for the product as a percentage. When updating these records:</p> <ul style="list-style-type: none"> <li>• If you specify <code>Discount</code> without specifying <code>TotalPrice</code>, the <code>TotalPrice</code> is adjusted to accommodate the new <code>Discount</code> value, and the <code>UnitPrice</code> is held constant.</li> <li>• If you specify both <code>Discount</code> and <code>Quantity</code>, you must also specify either <code>TotalPrice</code> or <code>UnitPrice</code> so the system knows which one to automatically adjust.</li> </ul>
HasQuantitySchedule	<p><b>Type</b> boolean</p> <p><b>Properties</b> Defaulted on create, Filter, Group</p> <p><b>Description</b> Read-only. Indicates whether a quantity schedule has been created for this object (<code>true</code>) or not (<code>false</code>).</p>
HasRevenueSchedule	<p><b>Type</b> boolean</p> <p><b>Properties</b> Defaulted on create, Filter, Group, Sort</p> <p><b>Description</b> Indicates whether a revenue schedule has been created for this object (<code>true</code>) or not (<code>false</code>).  If this object has a revenue schedule, the <code>Quantity</code> and <code>TotalPrice</code> fields can't be updated. In addition, the <code>Quantity</code> field can't be updated if this object has a quantity schedule. Update requests aren't rejected but the updated values are ignored.</p>

Field	Details
HasSchedule	<p><b>Type</b> boolean</p> <p><b>Properties</b> Defaulted on create, Filter, Group, Sort</p> <p><b>Description</b> If either <code>HasQuantitySchedule</code> or <code>HasRevenueSchedule</code> is <code>true</code>, this field is also <code>true</code>.</p>
ListPrice	<p><b>Type</b> currency</p> <p><b>Properties</b> Filter, Nillable, Sort</p> <p><b>Description</b> Corresponds to the <code>UnitPrice</code> on the <code>PricebookEntry</code> that is associated with this line item, which can be in the standard price book or a custom price book. A client application can use this information to show whether the unit price (or sales price) of the line item differs from the price book entry list price.</p>
Name	<p><b>Type</b> string</p> <p><b>Properties</b> Filter, Nillable, Sort</p> <p><b>Description</b> The opportunity line item name (known as "Opportunity Product" in the user interface). This read-only field is available in API version 30.0 and later.</p>
OpportunityId	<p><b>Type</b> reference</p> <p><b>Properties</b> Create, Filter, Group, Sort</p> <p><b>Description</b> Required. ID of the associated Opportunity.</p>
PricebookEntryId	<p><b>Type</b> reference</p> <p><b>Properties</b> Create, Filter, Group, Nillable, Sort</p> <p><b>Description</b> Required. ID of the associated <code>PricebookEntry</code>. Exists only for those organizations that have Products enabled as a feature. You can specify values for either this field or <code>ProductId</code>, but not both. For this reason, both fields are declared nillable.</p>

Field	Details
ProductId	<p><b>Type</b> reference</p> <p><b>Properties</b> Create, Filter, Nillable</p> <p><b>Description</b> ID of the related Product record. This field is unavailable as of version 3.0 and is only provided for backward compatibility. The Product object is unavailable beginning with version 8.0. Use the <code>PricebookEntryId</code> field instead, specifying the ID of the PricebookEntry record.</p>
Product2Id	<p><b>Type</b> reference</p> <p><b>Properties</b> Create, Filter, Group, Nillable, Sort</p> <p><b>Description</b> The ID of the related Product2 record. This is a read-only field available in API version 30.0 and later.  Use the <code>PricebookEntryId</code> field instead, specifying the ID of the PricebookEntry record.</p>
ProductCode	<p><b>Type</b> string</p> <p><b>Properties</b> Filter, Group, Nillable, Sort</p> <p><b>Description</b> This read-only field is available in API version 30.0 and later. It references the value in the ProductCode field of the related Product2 record.</p>
Quantity	<p><b>Type</b> double</p> <p><b>Properties</b> Create, Filter, Sort, Update</p> <p><b>Description</b> Read-only if this record has a quantity schedule, a revenue schedule, or both a quantity and a revenue schedule.  When updating these records:</p> <ul style="list-style-type: none"> <li>• If you specify <code>Quantity</code> without specifying the <code>UnitPrice</code>, the <code>UnitPrice</code> value will be adjusted to accommodate the new <code>Quantity</code> value, and the <code>TotalPrice</code> will be held constant.</li> <li>• If you specify both <code>Discount</code> and <code>Quantity</code>, you must also specify either <code>TotalPrice</code> or <code>UnitPrice</code> so the system can determine which one to automatically adjust.</li> </ul>

Field	Details
RecalculateTotalPrice	<p><b>Type</b> boolean</p> <p><b>Properties</b> Defaulted on create, Filter, Group, Sort</p> <p><b>Description</b> Changes behavior of OpportunityLineItem calculations when a line item has child schedule rows for the <code>Quantity</code> value. When enabled, if the rollup quantity changes, then the quantity rollup value is multiplied against the sales price to change the total price. <code>Product2</code> flag must be set to true.</p>
ServiceDate	<p><b>Type</b> date</p> <p><b>Properties</b> Create, Filter, Group, Nillable, Sort, Update</p> <p><b>Description</b> Date when the product revenue will be recognized and the product quantity will be shipped.</p> <ul style="list-style-type: none"> <li>• Opportunity Close Date—<code>ServiceDate</code> is ignored.</li> <li>• Product Date—<code>ServiceDate</code> is used if not null.</li> <li>• Schedule Date—<code>ServiceDate</code> is used if not null and there are no revenue schedules present for this line item, that is, there are no OpportunityLineItemSchedule records with a field <code>Type</code> value of Revenue that are children of this record.</li> </ul>
SortOrder	<p><b>Type</b> int</p> <p><b>Properties</b> Create, Filter, Group, Nillable, Sort, Update</p> <p><b>Description</b> Number indicating the sort order selected by the user. Client applications can use this to match the sort order in Salesforce.</p>
Subtotal	<p><b>Type</b> currency</p> <p><b>Properties</b> Filter, Nillable</p> <p><b>Description</b> Difference between standard and discounted pricing. Converted currency amounts when the opportunity's currency is different from the user's currency.</p>
TotalPrice	<p><b>Type</b> currency</p> <p><b>Properties</b> Create, Defaulted on create, Filter, Nillable, Sort, Update</p>



Field	Details
	<p><b>Description</b></p> <p>This field is available only for backward compatibility. It represents the total price of the OpportunityLineItem.</p> <p>If you do not specify <code>UnitPrice</code>, this field is required. If you specify <code>Discount</code> and <code>Quantity</code>, this field or <code>UnitPrice</code> is required. When updating these records, you can change either this value or the <code>UnitPrice</code>, but not both at the same time.</p> <p>This field is nillable, but you can't set both <code>TotalPrice</code> and <code>UnitPrice</code> to null in the same update request. To insert the <code>TotalPrice</code> via the API (given only a unit price and the quantity), calculate this field as the unit price multiplied by the quantity. This field is read-only if the opportunity line item has a revenue schedule. If the opportunity line item does not have a schedule or only has quantity schedule, this field can be updated.</p>
UnitPrice	<p><b>Type</b></p> <p>currency</p> <p><b>Properties</b></p> <p>Create, Defaulted on create, Filter, Nillable, Sort, Update</p> <p><b>Description</b></p> <p>The unit price for the opportunity line item. In the Salesforce user interface, this field's value is calculated by dividing the total price of the opportunity line item by the quantity listed for that line item. Label is <b>Sales Price</b>.</p> <p>This field or <code>TotalPrice</code> is required. You can't specify both.</p> <p>If you specify <code>Discount</code> and <code>Quantity</code>, this field or <code>TotalPrice</code> is required.</p>

## Usage

An Opportunity can have associated OpportunityLineItem records only if the Opportunity has a Pricebook2. An OpportunityLineItem must correspond to a Product2 that is listed in the opportunity's Pricebook2. For information about inserting OpportunityLineItem for an opportunity that does not have an associated Pricebook2 or any existing line items, see [Effects on Opportunities](#).

This object is defined only for orgs with products enabled as a feature. If the products feature isn't enabled, this object doesn't appear in the `describeGlobal()` call, and you can't use `describeSObjects()` or query the OpportunityLineItem object.

For a visual diagram of the relationships between OpportunityLineItem and other objects, see [Product and Schedule Objects](#).

### Note:

- If the multicurrency option is enabled, the `CurrencyIsoCode` field is present. It can't be modified, and is always set to the value of the `CurrencyIsoCode` of the parent Opportunity.
- If customizable product schedules are enabled, you can use custom fields in default schedules and customize their layout. But if you've applied validation rules or Apex triggers, they're bypassed when they're first inserted.

## Effects on Opportunities

Opportunities with associated OpportunityLineItem records are affected in the following ways:

- Creating an OpportunityLineItem increments the Opportunity Amount value by the TotalPrice of the OpportunityLineItem. Additionally, inserting an OpportunityLineItem increments the ExpectedRevenue on the opportunity by the TotalPrice times the opportunity Probability.
- The Opportunity Amount becomes a read-only field when the opportunity has line items. The API ignores any attempt to update this field on an opportunity with line items. Update requests are not rejected, but the updated value is ignored.
- You can't update the PricebookId field or the CurrencyIsoCode field on the opportunity if line items exist. The API rejects any attempt to update these fields on an opportunity with line items.
- When you create or update an OpportunityLineItem, the API verifies that the line item corresponds to a PricebookEntry in the Pricebook2 that is associated with the opportunity. If the opportunity does not have an associated Pricebook2, the API automatically sets the price book on the opportunity if the line item corresponds to a PricebookEntry in an active Pricebook2, and if the PricebookEntry has a CurrencyIsoCode field that matches the CurrencyIsoCode field of the opportunity. If the Pricebook2 is not active or the CurrencyIsoCode fields do not match, an error is returned.
- The OpportunityHasOpportunityLineItem field is set to true when an OpportunityLineItem is inserted for that Opportunity.

SEE ALSO:

[OpportunityLineItemSchedule](#)

## OpportunityLineItemSchedule

---

Represents information about the quantity, revenue distribution, and delivery dates for a particular OpportunityLineItem.

In API version 38.0 and later, when an OpportunityLineItem record is created for a product with a previously established schedule, an OpportunityLineItemSchedule record is also created.

In API version 46.0 and later, this object supports custom fields, validation rules, and Apex triggers. Deleting a schedule now also invokes delete triggers. If customizable product schedules are enabled, you can use custom fields in default schedules and customize their layout. But if you've applied validation rules or Apex triggers, they're bypassed when they're first inserted.

## Supported Calls

`create()`, `delete()`, `describeSObjects()`, `getDeleted()`, `getUpdated()`, `query()`, `retrieve()`, `update()`, `upsert()`

## Fields

Field	Details
CurrencyIsoCode	<p><b>Type</b> picklist</p> <p><b>Properties</b> Create, Defaulted on create, Filter, Nillable, Restricted picklist, Update</p> <p><b>Description</b> Available only for organizations with the multicurrency feature enabled. Contains the ISO code for any currency allowed by the organization. This field is available in version 10.0 and later.</p>

Field	Details
Description	<p><b>Type</b> string</p> <p><b>Properties</b> Create, Filter, Group, Nillable, Sort, Update</p> <p><b>Description</b> Text description of the opportunity line item schedule. Limit: 80 characters. Label is <b>Comments</b>.</p>
OpportunityLineItemId	<p><b>Type</b> reference</p> <p><b>Properties</b> Create, Filter</p> <p><b>Description</b> Required. ID of the associated OpportunityLineItem.</p>
Quantity	<p><b>Type</b> double</p> <p><b>Properties</b> Create, Filter, Nillable, Sort, Update</p> <p><b>Description</b> Required. The total number of units to be scheduled in <a href="#">a quantity schedule</a>.</p>
Revenue	<p><b>Type</b> currency</p> <p><b>Properties</b> Create, Filter, Nillable, Sort, Update</p> <p><b>Description</b> The revenue that should be recognized, or the quantity that should be shipped, or both - depending upon the value of <code>Type</code>.</p>
ScheduleDate	<p><b>Type</b> date</p> <p><b>Properties</b> Create, Filter, Group, Sort, Update</p> <p><b>Description</b> Required. The date the associated OpportunityLineItem is to be scheduled for an event: delivery, shipping, or any other date you wish to track.</p>
Type	<p><b>Type</b> picklist</p> <p><b>Properties</b> Create, Filter, Group, Restricted picklist, Sort</p>

Field	Details
	<p><b>Description</b></p> <p>The type of the schedule. Required when inserting an OpportunityLineItemSchedule. Valid values include <code>Quantity</code>, <code>Revenue</code>, or <code>Both</code>.</p>

## Allowed Type Field Values

The allowed `Type` values for an OpportunityLineItemSchedule depend on the product-level schedule preferences and whether the line item has any existing schedules. The following criteria must be met:

- The Product2 on which the OpportunityLineItem is based must have the appropriate `CanUseRevenueSchedule` or `CanUseQuantitySchedule` fields (or both) set to `true`.
- When you create a schedule for a line item that does not have any existing schedules, you can specify any valid value.
- If you create a schedule for a line item that already has existing schedules, the new schedule must be consistent with the existing schedules. The following matrix outlines the allowable values:

Value of HasRevenueSchedule on line item	Value of HasQuantitySchedule on line item	Allowable Type Values
false	false	Revenue, Quantity, both
false	true	Quantity
true	false	Revenue
true	true	both

## Allowed Quantity and Revenue Field Values

The allowable `Quantity` and `Revenue` field values depend on the value of the `Type` field:

Type Value	Allowable Quantity Value	Allowable Revenue Value
Revenue	Null	Non-null
Quantity	Non-null	Null
both	Non-null	Non-null

The `Quantity` and `Revenue` fields have the following restrictions when this object is updated:

- For a schedule of `Type Quantity`, you can't update a null `Revenue` value to non-null. Likewise for a schedule of `Type Revenue`, you can't update a null `Quantity` value to non-null.
- You can't null out the `Quantity` field for a schedule of `Type Quantity`. Likewise you can't null out the `Revenue` field for a schedule of `Type Revenue`.
- You can't null out either the `Revenue` or `Quantity` fields for a schedule of type `Both`.

## Usage

OpportunityLineItemSchedule supports two types of schedules:

- Quantity schedules
- Revenue schedules

The user must have edit access rights on the Opportunity in order to create or update line item schedules on that opportunity.

## Products and Schedules Must Be Enabled

The OpportunityLineItemSchedule object is defined only for those organizations that have the products and schedules features enabled. If the organization does not have the products and schedules features, the OpportunityLineItemSchedule object is not returned in a describe, and you can't describe or query OpportunityLineItemSchedule records.

## Effects on Opportunities and Opportunity Line Items

OpportunityLineItemSchedule records affect opportunities and opportunity line items in the following ways:

- Inserting an OpportunityLineItemSchedule of Type "Revenue" or "Quantity" increments the TotalPrice field on the OpportunityLineItem by the OpportunityLineItemSchedule Revenue amount. Inserting an OpportunityLineItemSchedule of Type Quantity or Both increments the Quantity field on the OpportunityLineItem by the OpportunityLineItemSchedule Quantity amount.
- Creating an OpportunityLineItemSchedule record affects the original opportunity:
  1. The Opportunity Amount is incremented the by OpportunityLineItemSchedule revenue amount
  2. The Opportunity ExpectedRevenue is incremented by the line item schedule amount multiplied by the Opportunity Probability
- Deleting an OpportunityLineItemSchedule has a similar effect on the related OpportunityLineItem and Opportunity. Deleting an OpportunityLineItemSchedule decrements the OpportunityLineItem TotalPrice by the deleted OpportunityLineItemSchedule Quantity or Revenue amount. The Opportunity Amount is also decremented by the OpportunityLineItemSchedule Quantity or Revenue amount, and the Opportunity ExpectedRevenue is reduced by OpportunityLineItemSchedule Quantity or Revenue amount multiplied by the Opportunity Probability.

## Deleting an Opportunity Line Item Schedule

Deleting the last remaining schedule will set the corresponding HasQuantitySchedule or HasRevenueSchedule flags (or both) to false on the parent line item.


SEE ALSO:

[OpportunityLineItem](#)  
[Product2](#)

## OpportunityOwnerSharingRule

---


Represents a rule for sharing an opportunity with users other than the owner.

 **Note:** To enable access to this object for your org, contact Salesforce customer support. However, we recommend that you instead use Metadata API to programmatically update owner sharing rules because it triggers automatic sharing rule recalculation. The [SharingRules](#) Metadata API type is enabled for all orgs.

## Supported Calls

`create()`, `delete()`, `describeSObjects()`, `getDeleted()`, `getUpdated()`, `query()`, `retrieve()`, `update()`, `upsert()`


## Fields

Field	Details
Description	<p><b>Type</b> textarea</p> <p><b>Properties</b> Create, Filter, Nillable, Sort, Update</p> <p><b>Description</b> A description of the sharing rule. Maximum size is 1000 characters. This field is available in API version 29.0 and later.</p>
DeveloperName	<p><b>Type</b> string</p> <p><b>Properties</b> Create, Defaulted on create, Filter, Group, Sort, Update</p> <p><b>Description</b> The unique name of the object in the API. This name can contain only underscores and alphanumeric characters, and must be unique in your org. It must begin with a letter, not include spaces, not end with an underscore, and not contain two consecutive underscores. In managed packages, this field prevents naming conflicts on package installations. With this field, a developer can change the object's name in a managed package and the changes are reflected in a subscriber's organization. Corresponds to <b>Rule Name</b> in the user interface.</p> <p>This field is available in API version 24.0 and later.</p> <p> <b>Note:</b> When creating large sets of data, always specify a unique <code>DeveloperName</code> for each record. If no <code>DeveloperName</code> is specified, performance may slow while Salesforce generates one for each record.</p>
GroupId	<p><b>Type</b> reference</p> <p><b>Properties</b> Create, Filter, Group, Sort</p>

Field	Details
	<p><b>Description</b></p> <p>The ID representing the source group. Opportunities owned by users in the source group trigger the rule to give access.</p>
Name	<p><b>Type</b></p> <p>string</p> <p><b>Properties</b></p> <p>Create, Filter, Group, Sort, Update</p> <p><b>Description</b></p> <p>Label of the sharing rule as it appears in the user interface. Limited to 80 characters. Corresponds to <b>Label</b> on the user interface.</p>
OpportunityAccessLevel	<p><b>Type</b></p> <p>picklist</p> <p><b>Properties</b></p> <p>Create, Filter, Group, Restricted picklist, Sort, Update</p> <p><b>Description</b></p> <p>A value that represents the type of sharing being allowed. The possible values are:</p> <ul style="list-style-type: none"> <li>• Read</li> <li>• Edit</li> </ul>
UserOrGroupId	<p><b>Type</b></p> <p>reference</p> <p><b>Properties</b></p> <p>Create, Filter, Group, Sort</p> <p><b>Description</b></p> <p>The ID representing the target user or group. The target user or group is being given access.</p>

## Usage

Use this object to manage the sharing rules for opportunities. General sharing and Territory-related sharing use this object.

-  **Note:** The original territory management feature is scheduled for retirement for all customers as of Summer '21. After the feature is retired, users can't access the original territory management feature and its underlying data. We encourage you to migrate to Enterprise Territory Management. We also strongly recommend that you keep a comprehensive backup of your territory data while you're still using the original territory management feature. For more information, see [The Original Territory Management Module](#)

[Will Be Retired in the Summer '21 Release](#). The information in this topic applies to the original territory management feature only, and not to Enterprise Territory Management.

SEE ALSO:

[Case](#)

[Metadata API Developer Guide: SharingRules](#)

## OpportunityPartner

---

This object represents a partner relationship between an Account and an Opportunity. An OpportunityPartner record is created automatically when a Partner record is created for a partner relationship between an account and an opportunity.

### Supported Calls

`create()`, `delete()`, `describeLayout()`, `describeSObjects()`, `query()`, `retrieve()`

### Special Access Rules

Customer Portal users can't access this object.

### Fields

Field	Details
AccountToId	<p><b>Type</b> reference</p> <p><b>Properties</b> Create, Filter, Group, Sort</p> <p><b>Description</b> ID of the partner Account in the partner relationship.</p>
IsPrimary	<p><b>Type</b> boolean</p> <p><b>Properties</b> Create, Defaulted on create, Filter, Group, Sort</p> <p><b>Description</b> Indicates whether the account is the opportunity's primary partner (<code>true</code>) or not (<code>false</code>). Label is <b>Primary</b>.</p>
OpportunityId	<p><b>Type</b> reference</p> <p><b>Properties</b> Create, Filter, Group, Sort</p>



Field	Details
	<p><b>Description</b> ID of the Opportunity that is in the partner relationship.</p>
ReversePartnerId	<p><b>Type</b> reference</p> <p><b>Properties</b> Filter, Group, Nillable, Sort</p> <p><b>Description</b> ID of the account in a partner relationship.</p>
Role	<p><b>Type</b> picklist</p> <p><b>Properties</b> Create, Filter, Group, Nillable, Sort</p> <p><b>Description</b> The UserRole that the Account has on the Opportunity. For example, Reseller or Manufacturer.</p>

## Creating an Account-Opportunity Partner Relationship

When you create a partner relationship between an account and an opportunity (when you create a Partner record and specify the `OpportunityId` field), the API automatically creates an OpportunityPartner record with the corresponding values:

- The value of the Partner field `AccountToId` maps to the value of the OpportunityPartner field `AccountToId`.
- The values of the `OpportunityId`, `Role`, and `IsPrimary` fields in both records are the same.
- If you set the `IsPrimary` value to 1 (`true`) upon insert of a new OpportunityPartner, the `IsPrimary` value is automatically set to 0 (`false`) for any existing primary partners for that opportunity.

This mapping allows the API to manage the records and their relationships efficiently.

SEE ALSO:

[Partner](#)

[AccountPartner](#)

## OpportunityShare

Represents a sharing entry on an Opportunity.

### Supported Calls

`describeSObjects()`, `create()`, `delete()`, `query()`, `retrieve()`, `update()`, `upsert()`

## Special Access Rules

As of Summer '20 and later, only users with access to the Opportunity object can access this object.

## Fields

The properties available for some fields depend on the default organization-wide sharing settings. The properties listed are true for the default settings of such fields.

Field	Details
IsDeleted	<p><b>Type</b> boolean</p> <p><b>Properties</b> Defaulted on create, Filter</p> <p><b>Description</b> Indicates whether the object has been moved to the Recycle Bin (<code>true</code>) or not (<code>false</code>). Label is <b>Deleted</b>.</p>
OpportunityAccessLevel	<p><b>Type</b> picklist</p> <p><b>Properties</b> Create, Filter, Group, Restricted picklist, Sort, Update</p> <p><b>Description</b> Level of access that the user or group has to the opportunity. The possible values are:</p> <ul style="list-style-type: none"> <li>• Read</li> <li>• Edit</li> <li>• All—This value is not valid when creating, updating, or deleting records.</li> </ul> <p>This field must be set to an access level that's higher than the org's default access level for opportunities.</p>
OpportunityId	<p><b>Type</b> reference</p> <p><b>Properties</b> Create, Filter, Group, Sort</p> <p><b>Description</b> ID of the opportunity associated with this sharing entry. This field can't be updated.</p>
RowCause	<p><b>Type</b> picklist</p> <p><b>Properties</b> Create, Filter, Group, Nillable, Restricted picklist, Sort</p>

Field	Details
	<p><b>Description</b></p> <p>Reason that this sharing entry exists. You can write to this field when its value is either omitted or set to <code>Manual</code> (default). You can create a value for this field in API versions 32.0 and later with the correct organization-wide sharing settings.</p> <p>Valid values include:</p> <ul style="list-style-type: none"> <li>• <code>Owner</code>—User is the owner of the opportunity.</li> <li>• <code>Manual</code>—User or group has access because a user with “All” access manually shared the opportunity with the user or group.</li> <li>• <code>Rule</code>—User or group has access via an opportunity sharing rule.</li> <li>• <code>ImplicitChild</code>—User or group has access to the opportunity on the account associated with this opportunity.</li> <li>• <code>Sales Team</code>—User has access to the opportunity because the user is on the opportunity sales team for the opportunity. The <code>OpportunityTeamMember</code> object sets the access level. See <code>OpportunityTeamMember</code> for more information.</li> </ul>
<code>UserOrGroupId</code>	<p><b>Type</b></p> <p>reference</p> <p><b>Properties</b></p> <p>Create, Filter, Group, Sort</p> <p><b>Description</b></p> <p>ID of the user or group that has been given access to the opportunity. This field can't be updated.</p>

## Usage

This object allows you to determine which users and groups can view or edit opportunities owned by other users.

If you attempt to create a record that matches an existing record, any modified fields are updated, the system returns the existing record.

If an opportunity is shared in multiple ways with a user, you don't always see multiple sharing records. If a user has access to an opportunity for one or more of the following `RowCause` values, the records in the `OpportunityShare` object are compressed into one record with the highest level of access.

- `Manual`
- `Owner`

SEE ALSO:

[Object Basics](#)

## OpportunitySplit

`OpportunitySplit` credits one or more opportunity team members with a portion of the opportunity amount. This object is available in API version 16.0 and later for pilot customers, and version 28.0 and later for others.

## Supported Calls

`create()`, `delete()`, `describeSObjects()`, `getDeleted()`, `getUpdated()`, `query()`, `retrieve()`, `update()`, `upsert()`

## Fields

Field	Details
OpportunityId	<p><b>Type</b> reference</p> <p><b>Properties</b> Create, FilterGroup, Sort</p> <p><b>Description</b> ID of the opportunity for which the split is being created. Label is Opportunity ID.</p>
Split	<p><b>Type</b> string</p> <p><b>Properties</b> Autonumber, Defaulted on create, Filter, Sort</p> <p><b>Description</b> Read-only. Automatically-generated number identifying the split within the opportunity.</p>
SplitAmount	<p><b>Type</b> currency</p> <p><b>Properties</b> Filter, Nillable, Sort</p> <p><b>Description</b> Monetary amount of the split. Label is Split Amount.</p>
SplitNote	<p><b>Type</b> string</p> <p><b>Properties</b> Create, Filter, Group, Nillable, Sort, Update</p> <p><b>Description</b> Enter any notes or comments about the split. Character limit is 255. Label is Split Note.</p>
SplitOwnerId	<p><b>Type</b> reference</p>

Field	Details
	<p><b>Properties</b> Create, Filter, Group, Sort</p> <p><b>Description</b> The opportunity owner. Label is <code>User ID</code>.</p>
SplitPercentage	<p><b>Type</b> percent</p> <p><b>Properties</b> Create, Filter, Sort, Update</p> <p><b>Description</b> Split percentage that this team member will receive. If the split type is validated to a 100% total, this number can range from 0 to 100. If the total isn't validated, this number can range from 0 to 1,000. Label is <code>Split (%)</code>.</p>
SplitTypeId	<p><b>Type</b> reference</p> <p><b>Properties</b> Create, Filter, Group, Sort</p> <p><b>Description</b> Auto-generated, numeric ID for the split type defined by the OpportunitySplitType object. This field is available in API version 28 and later. If this field is blank, the system automatically specifies the default split type for the opportunity amount, which is validated to 100%.</p>

## Usage

Use the OpportunitySplit object to manage splits for an opportunity.

If you change the opportunity owner using the API, the old owner remains on the opportunity team with either Read-only access, or the level of access specified in your organization-wide defaults.

## OpportunitySplitType


OpportunitySplitType provides unique labels and behavior for each split type. This object is available in API version 28.0 and later.

There are two default split types: revenue splits, which must total 100%, and overlay splits, which can total any percentage.

## Supported Calls

`describeSObjects()`, `query()`, `retrieve()`, `update()`

## Fields

Field Name	Details
Description	<p><b>Type</b> textarea</p> <p><b>Properties</b> Create, Filter, Group, Sort, Update</p> <p><b>Description</b> Describes the purpose of the split type, providing context to future developers.</p>
DeveloperName	<p><b>Type</b> string</p> <p><b>Properties</b> Create, Filter, Group, Sort, Update</p> <p><b>Description</b> Required. The unique name of the object in the API. In managed packages, this field prevents naming conflicts on package installations. With this field, a developer can change the object's name in a managed package and the changes are reflected in a subscriber's organization.</p> <p> <b>Note:</b> When creating large sets of data, always specify a unique <code>DeveloperName</code> for each record. If no <code>DeveloperName</code> is specified, performance may slow while Salesforce generates one for each record.</p>
IsActive	<p><b>Type</b> boolean</p> <p><b>Properties</b> Create, Defaulted on create, Filter, Group, Sort, Update</p> <p><b>Description</b> Enables or disables the split type.</p>
IsTotalValidated	<p><b>Type</b> boolean</p> <p><b>Properties</b> Create, Defaulted on create, Filter, Group, Sort</p> <p><b>Description</b> If <code>true</code>, the split must total 100%. If <code>false</code>, the split can total any percentage.</p>
Language	<p><b>Type</b> picklist</p> <p><b>Properties</b> Create, Defaulted on create, Filter, Group, Nillable, Restricted picklist, Sort, Update</p>

Field Name	Details
	<p><b>Description</b></p> <p>Indicates language of split labels in the user interface.</p>
ManageableState	<p><b>Type</b></p> <p>ManageableState enumerated list</p> <p><b>Properties</b></p> <p>Filter, Group, Nillable, Restricted picklist, Sort</p> <p><b>Description</b></p> <p>Indicates the manageable state of the specified component that is contained in a package:</p> <ul style="list-style-type: none"> <li>• beta</li> <li>• deleted</li> <li>• deprecated</li> <li>• deprecatedEditable</li> <li>• installed</li> <li>• installedEditable</li> <li>• released</li> <li>• unmanaged</li> </ul> <p>This field is available in API version 38.0 and later.</p>
MasterLabel	<p><b>Type</b></p> <p>string</p> <p><b>Properties</b></p> <p>Create, Filter, Group, Sort, Update</p> <p><b>Description</b></p> <p>The user-interface label for the split type.</p>
NamespacePrefix	<p><b>Type</b></p> <p>string</p> <p><b>Properties</b></p> <p>Filter, Group, Nillable, Sort</p> <p><b>Description</b></p> <p>The namespace prefix that is associated with this object. Each Developer Edition org that creates a managed package has a unique namespace prefix. Limit: 15 characters. You can refer to a component in a managed package by using the <b><i>namespacePrefix__componentName</i></b> notation.</p> <p>The namespace prefix can have one of the following values.</p> <ul style="list-style-type: none"> <li>• In Developer Edition orgs, <code>NamespacePrefix</code> is set to the namespace prefix of the org for all objects that support it, unless an object is in an installed managed package. In that case, the object has the namespace prefix of the</li> </ul>

Field Name	Details
	<p>installed managed package. This field's value is the namespace prefix of the Developer Edition org of the package developer.</p> <ul style="list-style-type: none"> <li>In orgs that are not Developer Edition orgs, <code>NamespacePrefix</code> is set only for objects that are part of an installed managed package. All other objects have no namespace prefix.</li> </ul> <p>This field can't be accessed unless the logged-in user has the Customize Application permission.</p>
<code>SplitEntity</code>	<p><b>Type</b> picklist</p> <p><b>Properties</b> Create, Filter, Group, Restricted picklist, Sort</p> <p><b>Description</b> The containing record type, such as an opportunity. Available in API version 30 and later.</p>
<code>SplitField</code>	<p><b>Type</b> picklist</p> <p><b>Properties</b> Create, Filter, Group, Restricted picklist, Sort</p> <p><b>Description</b> Indicates which currency field of the opportunity object is split. Available in API version 30 and later.</p>
<code>SplitDataStatus</code>	<p><b>Type</b> picklist</p> <p><b>Properties</b> Filter, Group, Nillable, Restricted picklist, Sort, Update</p> <p><b>Description</b> Indicates the status of the split type. Available in API version 30 and later.</p>

## OpportunityStage

Represents the stage of an Opportunity in the sales pipeline, such as New Lead, Negotiating, Pending, Closed, and so on.

### Supported Calls

`describeSObjects()`, `query()`, `retrieve()`



## Fields

Field	Details
ApiName	<p><b>Type</b> string</p> <p><b>Properties</b> Filter, Group, idLookup, Sort</p> <p><b>Description</b> Uniquely identifies a picklist value so it can be retrieved without using an id or master label.</p>
DefaultProbability	<p><b>Type</b> percent</p> <p><b>Properties</b> Filter, Nillable, Sort,</p> <p><b>Description</b> The default percentage estimate of the confidence in closing a specific opportunity for this opportunity stage value. Label is <b>Probability (%)</b>.</p>
Description	<p><b>Type</b> string</p> <p><b>Properties</b> Filter, Group, Nillable, Sort</p> <p><b>Description</b> Description of this opportunity stage value. Limit: 255 characters.</p>
ForecastCategory	<p><b>Type</b> picklist</p> <p><b>Properties</b> Filter, Group, Restricted picklist, Sort</p> <p><b>Description</b> The default forecast category for this opportunity stage value. The forecast category automatically determines how opportunities are tracked and totaled in a forecast.</p>
ForecastCategoryName	<p><b>Type</b> picklist</p> <p><b>Properties</b> Filter, Group, Restricted picklist, Sort</p> <p><b>Description</b> Available in API version 12.0 and later. The default forecast category value for this opportunity stage value.</p>
IsActive	<p><b>Type</b> boolean</p>

Field	Details
	<p><b>Properties</b> Defaulted on create, Filter, Group, Sort</p> <p><b>Description</b> Indicates whether this opportunity stage value is active (<code>true</code>) or not (<code>false</code>). Inactive opportunity stage values are not available in the picklist and are retained for historical purposes only.</p>
IsClosed	<p><b>Type</b> boolean</p> <p><b>Properties</b> Defaulted on create, Filter, Group, Sort</p> <p><b>Description</b> Indicates whether this opportunity stage value represents a closed opportunity (<code>true</code>) or not (<code>false</code>). Multiple opportunity stage values can represent a closed opportunity. Label is <b>Closed</b>.</p>
IsWon	<p><b>Type</b> boolean</p> <p><b>Properties</b> Defaulted on create, Filter, Group, Sort</p> <p><b>Description</b> Indicates whether this opportunity stage value represents a won opportunity (<code>true</code>) or not (<code>false</code>). Multiple opportunity stage values can represent a won opportunity. Label is <b>Won</b>.</p>
MasterLabel	<p><b>Type</b> string</p> <p><b>Properties</b> Filter, Group, Nillable, Sort</p> <p><b>Description</b> Master label for this opportunity stage value. This display value is the internal label that does not get translated. Limit: 255 characters.</p>
SortOrder	<p><b>Type</b> int</p> <p><b>Properties</b> Filter, Group, Nillable, Sort</p> <p><b>Description</b> Number used to sort this value in the opportunity stage picklist. These numbers are not guaranteed to be sequential, as some previous opportunity stage values might have been deleted.</p>

## Usage

This object represents a value in the opportunity stage picklist, which provides additional information about the stage of a Opportunity, such as its probability or forecast category. Query this object to retrieve the set of values in the opportunity stage picklist, and then use that information while processing Opportunity records to determine more information about a given opportunity. For example, the application could test whether a given opportunity is won or not based on its `StageName` value and the value of the `IsWon` property in the associated OpportunityStage object.

This object is read-only via the API.

SEE ALSO:

[Object Basics](#)

## OpportunityTag

---

Associates a word or short phrase with an Opportunity.

## Supported Calls

`create()`, `delete()`, `describeObjects()`, `query()`, `retrieve()`

## Fields

Field Name	Details
ItemId	<p><b>Type</b> reference</p> <p><b>Properties</b> Create, Filter</p> <p><b>Description</b> ID of the tagged item.</p>
Name	<p><b>Type</b> string</p> <p><b>Properties</b> Create, Filter</p> <p><b>Description</b> Name of the tag. If this value does not already exist, a new TagDefinition is created and becomes the parent of this Tag object. Otherwise, a TagDefinition with the same name becomes the parent of this Tag object. Parent relationships are created automatically.</p>
TagDefinitionId	<p><b>Type</b> reference</p> <p><b>Properties</b> Filter</p>

Field Name	Details
	<p><b>Description</b></p> <p>ID of the parent TagDefinition object that owns the tag.</p>
Type	<p><b>Type</b></p> <p>picklist</p> <p><b>Properties</b></p> <p>Create, Filter, Restricted picklist</p> <p><b>Description</b></p> <p>Defines the visibility of a tag.</p> <p>Valid values:</p> <ul style="list-style-type: none"> <li>• <code>Public</code>—The tag can be viewed and manipulated by all users in an organization.</li> <li>• <code>Personal</code>—The tag can be viewed or manipulated only by a user with a matching <code>OwnerId</code>.</li> </ul>

## Usage

OpportunityTag stores the relationship between its parent TagDefinition and the Opportunity being tagged. Tag objects act as metadata, allowing users to describe and organize their data.

When a tag is deleted, its parent TagDefinition will also be deleted if the name is not being used; otherwise, the parent remains. Deleting a TagDefinition sends it to the Recycle Bin, along with any associated tag entries.

## OpportunityTeamMember

Represents a User on the opportunity team of an Opportunity.


See also UserTeamMember, which represents a User who is on the default opportunity team of another user.

## Supported Calls

`create()`, `delete()`, `describeLayout()`, `describeSObjects()`, `getDeleted()`, `getUpdated()`, `query()`, `retrieve()`, `update()`, `upsert()`

## Fields

Field	Details
CurrencyIsoCode	<p><b>Type</b></p> <p>picklist</p> <p><b>Properties</b></p> <p>Filter, Restricted picklist</p>


Field	Details
	<p><b>Description</b></p> <p>Available only for orgs with the multicurrency feature enabled. Contains the ISO code for any currency allowed by the org.</p>
IsDeleted	<p><b>Type</b></p> <p>boolean</p> <p><b>Properties</b></p> <p>Defaulted on create, Filter</p> <p><b>Description</b></p> <p>Indicates whether the object has been moved to the Recycle Bin (<code>true</code>) or not (<code>false</code>). Label is <b>Deleted</b>.</p> <p> <b>Note:</b> An OpportunityTeamMember record that is deleted is not moved to the Recycle Bin and cannot be undeleted, unless the record was cascade-deleted when deleting a related Opportunity. For directly deleted OpportunityTeamMember records, don't use the <code>isDeleted</code> field to detect deleted records in SOQL queries or <code>queryAll()</code> calls. Instead, use <code>getDeleted()</code>.</p>
Name	<p><b>Type</b></p> <p>string</p> <p><b>Properties</b></p> <p>Filter, Nillable, Sort</p> <p><b>Description</b></p> <p>The team member name. This read-only field is available in API version 30.0 and later.</p>
OpportunityAccessLevel	<p><b>Type</b></p> <p>picklist</p> <p><b>Properties</b></p> <p>Filter, Nillable, Restricted picklist</p> <p><b>Description</b></p> <p>Opportunity access level for this team member. Valid values:</p> <ul style="list-style-type: none"> <li>• Read</li> <li>• Edit</li> </ul> <p>This field is supported in triggers, but not in workflows or validation rules. It is editable in API version 36.0 and later.</p>
OpportunityId	<p><b>Type</b></p> <p>reference</p> <p><b>Properties</b></p> <p>Create, Filter</p> <p><b>Description</b></p> <p>Required. ID of the Opportunity associated with this opportunity team. This field can't be updated.</p>

Field	Details
PhotoURL	<p><b>Type</b> URL</p> <p><b>Properties</b> Filter, Nillable, Sort, Group</p> <p><b>Description</b> Read only. Retrieves the users Chatter photo URL. This field is available in API version 32.0 and later.</p>
TeamMemberRole	<p><b>Type</b> picklist</p> <p><b>Properties</b> Create, Filter, Nillable, Update</p> <p><b>Description</b> Role that the team member has on the opportunity. The org's admin sets the valid values in the Opportunity Team Roles picklist. Label is <b>Team Role</b>.</p>
Title	<p><b>Type</b> string</p> <p><b>Properties</b> Filter, Nillable, Sort, Group</p> <p><b>Description</b> Read only. Retrieves the user's title. This field is available in API version 36.0 and later.</p>
UserId	<p><b>Type</b> reference</p> <p><b>Properties</b> Create, Filter</p> <p><b>Description</b> Required. ID of the User who is a member of the opportunity team. This field can't be updated.</p>

## Usage

If you create a record for this object and it matches an existing record, the system updates any modified fields and returns the existing record.

In the user interface, users can set up an opportunity team for the opportunities they own. The opportunity team includes other users that are working on the opportunity with them. This object is available only in organizations that have enabled team selling.

 **Note:** The behavior for changing ownership of opportunities is different using the user interface when the previous owner is on an opportunity team. For example, when you change the owner of an opportunity using the API, the previous owner's access becomes Read Only or the access specified in your organization-wide default for opportunities, whichever is greater. However,

performing this same action in the user interface allows you to select the access level for the previous owner when the previous owner is on an opportunity team.

SEE ALSO:

[UserTeamMember](#)

## Order

---

Represents an order associated with a contract or an account.

## Supported Calls

`create()`, `delete()`, `describeLayout()`, `describeSObjects()`, `getDeleted()`, `getUpdated()`, `query()`, `retrieve()`, `search()`, `undelete()`, `update()`, `upsert()`

## Fields

Field Name	Details
AccountId	<p><b>Type</b> reference</p> <p><b>Properties</b> Create, Filter, Nillable, Group, Sort, Update</p> <p><b>Description</b> Required. ID of the Account associated with this order. Can only be updated when the order's <code>StatusCode</code> value is <code>Draft</code>.</p>
ActivatedById	<p><b>Type</b> reference</p> <p><b>Properties</b> Filter, Group, Nillable, Sort, Update</p> <p><b>Description</b> ID of the User who activated this order.</p>
ActivatedDate	<p><b>Type</b> dateTime</p> <p><b>Properties</b> Filter, Nillable, Sort, Update</p> <p><b>Description</b> Date and time when the order was activated.</p>
BillingAddress	<p><b>Type</b> address</p>

Field Name	Details
	<p><b>Properties</b> Filter, Nillable</p> <p><b>Description</b></p>
BillingCity	<p><b>Type</b> string</p> <p><b>Properties</b> Create, Filter, Group, Nillable, Sort, Update</p> <p><b>Description</b> City for the billing address for this order. Maximum size is 40 characters.</p>
BillingCountry	<p><b>Type</b> string</p> <p><b>Properties</b> Create, Filter, Group, Nillable, Sort, Update</p> <p><b>Description</b> Country for the billing address for this order. Maximum size is 80 characters.</p>
BillingCountryCode	<p><b>Type</b> picklist</p> <p><b>Properties</b> Create, Filter, Group, Nillable, Sort, Update</p> <p><b>Description</b> ISO country code for the billing address for this order.</p>
BillingEmailAddress	<p><b>Type</b> email</p> <p><b>Properties</b> Create, Filter, Group, Nillable, Sort, Update</p> <p><b>Description</b> Email address for this order's billing address.  To access Commerce Orders fields, your org must have a Salesforce Order Management license. Commerce Orders fields are available only in Lightning Experience.  This field is available in API v48.0 and later.</p>
BillingGeocodeAccuracy	<p><b>Type</b> picklist</p> <p><b>Properties</b> Create, Filter, Group, Nillable, Restricted picklist, Sort, Update</p>



Field Name	Details
	<p><b>Description</b> Accuracy level of the geocode of the address.</p>
BillingLatitude	<p><b>Type</b> double</p> <p><b>Properties</b> Create, Filter, Nillable, Sort, Update</p> <p><b>Description</b> Used with <code>BillingLongitude</code> to specify the precise geolocation of a billing address. Acceptable values are numbers between <math>-90</math> and <math>90</math> with up to 15 decimal places.</p>
BillingLongitude	<p><b>Type</b> double</p> <p><b>Properties</b> Create, Filter, Nillable, Sort, Update</p> <p><b>Description</b> Used with <code>BillingLatitude</code> to specify the precise geolocation of a billing address. Acceptable values are numbers between <math>-180</math> and <math>180</math> with up to 15 decimal places.</p>
BillingPhoneNumber	<p><b>Type</b> phone</p> <p><b>Properties</b> Create, Filter, Group, Nillable, Sort, Update</p> <p><b>Description</b> Phone number for this order's billing address.</p> <p>To access Commerce Orders fields, your org must have a Salesforce Order Management license. Commerce Orders fields are available only in Lightning Experience.</p> <p>This field is available in API v48.0 and later.</p>
BillingPostalCode	<p><b>Type</b> string</p> <p><b>Properties</b> Create, Filter, Group, Nillable, Sort, Update</p> <p><b>Description</b> Postal code for the billing address for this order. Maximum size is 20 characters.</p>
BillingState	<p><b>Type</b> string</p>

Field Name	Details
	<p><b>Properties</b> Create, Filter, Group, Nillable, Sort, Update</p> <p><b>Description</b> State for the billing address for this order. Maximum size is 80 characters.</p>
BillingStateCode	<p><b>Type</b> picklist</p> <p><b>Properties</b> Create, Filter, Group, Nillable, Sort, Update</p> <p><b>Description</b> ISO state code for the order's billing address.</p>
BillingStreet	<p><b>Type</b> textarea</p> <p><b>Properties</b> Create, Filter, Group, Nillable, Sort, Update</p> <p><b>Description</b> Street address for the billing address.</p>
BillToContactId	<p><b>Type</b> reference</p> <p><b>Properties</b> Create, Filter, Group, Nillable, Sort, Update</p> <p><b>Description</b> ID of the contact that the order is billed to.</p>
CompanyAuthorizedById	<p><b>Type</b> reference</p> <p><b>Properties</b> Create, Filter, Group, Nillable, Sort, Update</p> <p><b>Description</b> ID of the user who authorized the account associated with the order.</p>
CompanyAuthorizedDate	<p><b>Type</b> date</p> <p><b>Properties</b> Create, Filter, Group, Nillable, Sort, Update</p> <p><b>Description</b> The date on which your organization authorized the order.</p>
ContractId	<p><b>Type</b> reference</p>

Field Name	Details
	<p><b>Properties</b> Create, Filter, Group, Nillable, Sort, Update</p> <p><b>Description</b> ID of the contract associated with this order. Can only be updated when the order's <code>StatusCode</code> value is <i>Draft</i>.</p>
CurrencyIsoCode	<p><b>Type</b> picklist</p> <p><b>Properties</b> Create, Defaulted on create, Filter, Group, Nillable, Restricted picklist, Sort, Update</p> <p><b>Description</b> Three-letter ISO 4217 currency code.</p>
CustomerAuthorizedById	<p><b>Type</b> reference</p> <p><b>Properties</b> Create, Filter, Group, Nillable, Sort, Update</p> <p><b>Description</b> ID of the contact who authorized the order.</p>
CustomerAuthorizedDate	<p><b>Type</b> date</p> <p><b>Properties</b> Create, Filter, Group, Nillable, Sort, Update</p> <p><b>Description</b> Date on which the contact authorized the order.</p>
Description	<p><b>Type</b> textarea</p> <p><b>Properties</b> Create, Nillable, Update</p> <p><b>Description</b> Description of the order.</p>
EffectiveDate	<p><b>Type</b> date</p> <p><b>Properties</b> Create, Filter, Group, Sort, Update</p> <p><b>Description</b> Date at which the order becomes effective. Label is <b>Order Start Date</b>.</p>

Field Name	Details
EndDate	<p><b>Type</b> date</p> <p><b>Properties</b> Create, Filter, Group, Nillable, Sort, Update</p> <p><b>Description</b> Date at which the order ends. Label is <b>Order End Date</b>.</p>
GrandTotalAmount	<p><b>Type</b> currency</p> <p><b>Properties</b> Filter, Nillable, Sort</p> <p><b>Description</b> Sum of <code>OrderTotalAmount</code> and <code>OrderTotalTaxAmount</code>.  To access Commerce Orders fields, your org must have a Salesforce Order Management license. Commerce Orders fields are available only in Lightning Experience.  This field is available in API v48.0 and later.</p>
IsReductionOrder	<p><b>Type</b> boolean</p> <p><b>Properties</b> Create, Defaulted on create, Filter, Group, Sort</p> <p><b>Description</b> Read-only. Determines whether an order is a reduction order. Label is <b>Reduction Order</b>.</p>
LastReferencedDate	<p><b>Type</b> dateTime</p> <p><b>Properties</b> Filter, Nillable, Sort</p> <p><b>Description</b> The timestamp for when the current user last viewed a record related to this record.</p>
LastViewedDate	<p><b>Type</b> dateTime</p> <p><b>Properties</b> Filter, Nillable, Sort</p> <p><b>Description</b> The timestamp for when the current user last viewed this record. If this value is null, this record might only have been referenced (<code>LastReferencedDate</code>) and not viewed.</p>

Field Name	Details
Name	<p><b>Type</b> string</p> <p><b>Properties</b> Create, Filter, Group, Nillable, Sort, Update</p> <p><b>Description</b> Name for this order.</p>
OpportunityId	<p><b>Type</b> reference</p> <p><b>Properties</b> Create, Filter, Group, Nillable, Sort, Update</p> <p><b>Description</b> ID for the opportunity that's associated with this order.</p>
OrderedDate	<p><b>Type</b> dateTime</p> <p><b>Properties</b> Create, Filter, Nillable, Sort, Update</p> <p><b>Description</b> The date and time that the order was placed.  To access Commerce Orders fields, your org must have a Salesforce Order Management license. Commerce Orders fields are available only in Lightning Experience.  This field is available in API v48.0 and later.</p>
OrderNumber	<p><b>Type</b> string</p> <p><b>Properties</b> Autonumber, Defaulted on create, Filter, idLookup, Sort</p> <p><b>Description</b> Order number assigned to this order (not the unique, system-generated ID assigned during creation). Maximum size is 30 characters.</p>
OrderReferenceNumber	<p><b>Type</b> string</p> <p><b>Properties</b> Create, Filter, Group, Nillable, Sort, Update</p> <p><b>Description</b> Order reference number assigned to this order. Maximum size is 80 characters.</p>

Field Name	Details
OriginalOrderId	<p><b>Type</b> reference</p> <p><b>Properties</b> Create, Defaulted on create, Filter, Group, Nillable, Sort</p> <p><b>Description</b> Optional. ID of the original order that a reduction order is reducing, if the reduction order is reducing a single order. Label is <b>Original Order</b>.</p> <p>Editable only if <code>isReductionOrder</code> is <code>true</code>. If the reduction order is reducing more than one order, leave blank.</p>
OwnerId	<p><b>Type</b> reference</p> <p><b>Properties</b> Create, Defaulted on create, Filter, Group, Sort, Update</p> <p><b>Description</b> Required. ID of the User or queue that owns this order.</p>
PoDate	<p><b>Type</b> date</p> <p><b>Properties</b> Create, Filter, Group, Nillable, Sort, Update</p> <p><b>Description</b> Date of the purchase order.</p>
PoNumber	<p><b>Type</b> string</p> <p><b>Properties</b> Create, Filter, Group, Nillable, Sort, Update</p> <p><b>Description</b> Number identifying the purchase order. Maximum is 80.</p>
Pricebook2Id	<p><b>Type</b> reference</p> <p><b>Properties</b> Create, Defaulted on create, Filter, Group, Nillable, Sort, Update</p> <p><b>Description</b> Required. ID of the price book associated with this order.</p>
QuoteId	<p><b>Type</b> reference</p>

Field Name	Details
	<p><b>Properties</b> Create, Filter, Group, Nillable, Sort, Update</p> <p><b>Description</b> ID of the quote that's associated with this order.</p> <p>If you set <code>QuoteId</code> to null, <code>QuoteLineItemId</code> on all of the order's child order products is set to null.</p>
<code>RecordTypeId</code>	<p><b>Type</b> reference</p> <p><b>Properties</b> Create, Filter, Group, Nillable, Sort, Update</p> <p><b>Description</b> ID of the record type assigned to this order.</p>
<code>RelatedOrderId</code>	<p><b>Type</b> reference</p> <p><b>Properties</b> Filter, Group, Nillable, Sort</p> <p><b>Description</b> The original order that a change order was created from.</p> <p>To access Commerce Orders fields, your org must have a Salesforce Order Management license. Commerce Orders fields are available only in Lightning Experience.</p> <p>This field is available in API v48.0 and later.</p>
<code>SalesChannelId</code>	<p><b>Type</b> reference</p> <p><b>Properties</b> Create, Filter, Group, Nillable, Sort, Update</p> <p><b>Description</b> Reference to a sales channel entity.</p> <p>To access Commerce Orders fields, your org must have a Salesforce Order Management license. Commerce Orders fields are available only in Lightning Experience.</p> <p>This field is available in API v48.0 and later.</p>
<code>ShippingAddress</code>	<p><b>Type</b> address</p> <p><b>Properties</b> Filter, Nillable</p>

Field Name	Details
	<b>Description</b> Shipping address for the order.
ShippingCity	<b>Type</b> string <b>Properties</b> Create, Filter, Group, Nillable, Sort, Update <b>Description</b> City of the shipping address. Maximum size is 40 characters.
ShippingCountry	<b>Type</b> string <b>Properties</b> Create, Filter, Group, Nillable, Sort, Update <b>Description</b> Country of the shipping address. Maximum size is 80 characters.
ShippingCountryCode	<b>Type</b> picklist <b>Properties</b> Create, Filter, Group, Nillable, Sort, Update <b>Description</b> ISO country code for the order's shipping address.
ShippingGeocodeAccuracy	<b>Type</b> picklist <b>Properties</b> Create, Filter, Group, Nillable, Restricted picklist, Sort, Update <b>Description</b> Accuracy level of the geocode of the shipping address.
ShippingLatitude	<b>Type</b> double <b>Properties</b> Create, Filter, Nillable, Sort, Update <b>Description</b> Used with <code>ShippingLongitude</code> to specify the precise geolocation of a shipping address. Acceptable values are numbers between -90 and 90 with up to 15 decimal places.
ShippingLongitude	<b>Type</b> double



Field Name	Details
	<p><b>Properties</b> Create, Filter, Nillable, Sort, Update</p> <p><b>Description</b> Used with <code>ShippingLatitude</code> to specify the precise geolocation of an address. Acceptable values are numbers between -180 and 180 with up to 15 decimal places.</p>
ShippingPostalCode	<p><b>Type</b> string</p> <p><b>Properties</b> Create, Filter, Group, Nillable, Sort, Update</p> <p><b>Description</b> Postal code of the shipping address. Maximum size is 20 characters.</p>
ShippingState	<p><b>Type</b> string</p> <p><b>Properties</b> Create, Filter, Group, Nillable, Sort, Update</p> <p><b>Description</b> State of the shipping address. Maximum size is 80 characters.</p>
ShippingStateCode	<p><b>Type</b> picklist</p> <p><b>Properties</b> Create, Filter, Group, Nillable, Sort, Update</p> <p><b>Description</b> ISO state code for the order's shipping address.</p>
ShippingStreet	<p><b>Type</b> string</p> <p><b>Properties</b> Create, Filter, Group, Nillable, Sort, Update</p> <p><b>Description</b> Street address of the shipping address. Maximum of 255 characters.</p>
ShipToContactId	<p><b>Type</b> reference</p> <p><b>Properties</b> Create, Filter, Group, Nillable, Sort, Update</p> <p><b>Description</b> ID of the contact that the order is shipped to.</p>

Field Name	Details
Status	<p><b>Type</b> picklist</p> <p><b>Properties</b> Create, Filter, Group, Restricted picklist, Sort, Update</p> <p><b>Description</b> Picklist of values that indicate order status. Each value is within one of two status categories defined in <i>StatusCode</i>. For example, the status picklist might contain <i>Draft</i>, <i>Ready for Review</i>, and <i>Ready for Activation</i> values with a <i>StatusCode</i> of <i>Draft</i>.</p>
StatusCode	<p><b>Type</b> picklist</p> <p><b>Properties</b> Filter, Group, Restricted picklist, Sort, Update</p> <p><b>Description</b> The status category for the order. An order can be either <i>Draft</i> or <i>Activated</i>. Label is <b>Status Category</b>.</p>
TaxLocaleType	<p><b>Type</b> picklist</p> <p><b>Properties</b> Filter, Group, Restricted picklist, Sort, Update</p> <p><b>Description</b> The type of tax calculation that Salesforce uses for the order's order items. VAT regions use gross tax, which includes tax in all sale amounts. US regions use net tax, which calculates tax separately from the initial sale amount and then adds the sale and tax amounts together in a total. When you create an order, Salesforce populates gross tax or net tax fields based on the value of <i>TaxLocaleType</i>.</p> <p><b>Gross Tax Fields</b></p> <ul style="list-style-type: none"> <li>TotalAdjDeliveryAmtWithTax</li> <li>TotalAdjProductAmtWithTax</li> <li>TotalProductAdjDistAmtWithTax</li> <li>TotalDeliveryAdjDistAmtWithTax</li> </ul> <p>To access Commerce Orders fields, your org must have a Salesforce Order Management license. Commerce Orders fields are available only in Lightning Experience.</p> <p>This field is available in API v49.0 and later.</p>
TotalAdjDeliveryAmtWithTax	<p><b>Type</b> currency</p> <p><b>Properties</b> Filter, Nillable, Sort</p>

Field Name	Details
	<p><b>Description</b></p> <p>Sum of delivery line amounts, delivery line adjustments, and tax. Order products with null Type fields aren't included.</p> <p>This is a gross tax field.</p> <p>To access Commerce Orders fields, your org must have a Salesforce Order Management license. Commerce Orders fields are available only in Lightning Experience.</p> <p>This field is available in API v49.0 and later.</p>
TotalAdjProductAmtWithTax	<p><b>Type</b></p> <p>currency</p> <p><b>Properties</b></p> <p>Filter, Nillable, Sort</p> <p><b>Description</b></p> <p>Sum of product line amounts, line adjustments, and tax. Order products with null Type fields aren't included.</p> <p>This is a gross tax field.</p> <p>To access Commerce Orders fields, your org must have a Salesforce Order Management license. Commerce Orders fields are available only in Lightning Experience.</p> <p>This field is available in API v49.0 and later.</p>
TotalAdjustedDeliveryAmount	<p><b>Type</b></p> <p>currency</p> <p><b>Properties</b></p> <p>Filter, Nillable, Sort</p> <p><b>Description</b></p> <p>Sum of delivery line amounts and delivery line adjustments. Order products with null Type fields aren't included.</p> <p>To access Commerce Orders fields, your org must have a Salesforce Order Management license. Commerce Orders fields are available only in Lightning Experience.</p> <p>This field is available in API v48.0 and later.</p>
TotalAdjustedDeliveryTaxAmount	<p><b>Type</b></p> <p>currency</p> <p><b>Properties</b></p> <p>Filter, Nillable, Sort</p> <p><b>Description</b></p> <p>Sum of delivery line tax amounts and delivery line tax adjustments.</p>

Field Name	Details
	<p>To access Commerce Orders fields, your org must have a Salesforce Order Management license. Commerce Orders fields are available only in Lightning Experience.</p> <p>This field is available in API v48.0 and later.</p>
TotalAdjustedProductAmount	<p><b>Type</b> currency</p> <p><b>Properties</b> Filter, Nillable, Sort</p> <p><b>Description</b> Sum of product line amounts and line adjustments. Order products with null Type fields aren't included.</p> <p>To access Commerce Orders fields, your org must have a Salesforce Order Management license. Commerce Orders fields are available only in Lightning Experience.</p> <p>This field is available in API v48.0 and later.</p>
TotalAdjustedProductTaxAmount	<p><b>Type</b> currency</p> <p><b>Properties</b> Filter, Nillable, Sort</p> <p><b>Description</b> Sum of line tax amounts and line tax adjustments. Order products with null Type fields aren't included.</p> <p>To access Commerce Orders fields, your org must have a Salesforce Order Management license. Commerce Orders fields are available only in Lightning Experience.</p> <p>This field is available in API v48.0 and later.</p>
TotalAmount	<p><b>Type</b> currency</p> <p><b>Properties</b> Filter, Sort</p> <p><b>Description</b> The total amount for the order products associated with this order.</p> <p>This field is available in API v48.0 and later.</p>
TotalDeliveryAdjDistAmount	<p><b>Type</b> currency</p> <p><b>Properties</b> Filter, Nillable, Sort</p>

**Field Name****Details****Description**

Roll-up of the order's delivery adjustment distributed amounts. Used only when the Order Adjustment Group has a Type value of Header.

To access Commerce Orders fields, your org must have a Salesforce Order Management license. Commerce Orders fields are available only in Lightning Experience.

This field is available in API v48.0 and later.

TotalDeliveryAdjDistAmtWithTax

**Type**

currency

**Properties**

Filter, Nillable, Sort

**Description**

Roll-up of the order's delivery adjustment distributed amounts and tax. Used only when the Order Adjustment Group has a Type value of Header.

This is a gross tax field.

To access Commerce Orders fields, your org must have a Salesforce Order Management license. Commerce Orders fields are available only in Lightning Experience.

This field is available in API v49.0 and later.

TotalDeliveryAdjDistTaxAmount

**Type**

currency

**Properties**

Filter, Nillable, Sort

**Description**

Roll-up of the order's delivery adjustment distributed tax amounts. Used only when the Order Adjustment Group has a Type value of Header.

To access Commerce Orders fields, your org must have a Salesforce Order Management license. Commerce Orders fields are available only in Lightning Experience.

This field is available in API v48.0 and later.

TotalProductAdjDistAmount

**Type**

currency

**Properties**

Filter, Nillable, Sort

**Description**

Roll-up of the order's product adjustment distributed amounts. Order products with null Type fields aren't included. Used only when the Order Adjustment Group has a Type value of Header.

Field Name	Details
	<p>To access Commerce Orders fields, your org must have a Salesforce Order Management license. Commerce Orders fields are available only in Lightning Experience.</p> <p>This field is available in API v48.0 and later.</p>
TotalProductAdjDistAmtWithTax	<p><b>Type</b> currency</p> <p><b>Properties</b> Filter, Nillable, Sort</p> <p><b>Description</b> Roll-up of the order's product adjustment distributed amounts. Order products with null Type fields aren't included. Used only when the Order Adjustment Group has a Type value of Header.</p> <p>This is a gross tax field.</p> <p>To access Commerce Orders fields, your org must have a Salesforce Order Management license. Commerce Orders fields are available only in Lightning Experience.</p> <p>This field is available in API v49.0 and later.</p>
TotalProductAdjDistTaxAmount	<p><b>Type</b> currency</p> <p><b>Properties</b> Filter, Nillable, Sort</p> <p><b>Description</b> Roll-up of the order's product adjustment distributed tax amounts. Order products with null Type fields aren't included. Used only when the Order Adjustment Group has a Type value of Header.</p> <p>To access Commerce Orders fields, your org must have a Salesforce Order Management license. Commerce Orders fields are available only in Lightning Experience.</p> <p>This field is available in API v48.0 and later.</p>
TotalTaxAmount	<p><b>Type</b> currency</p> <p><b>Properties</b> Filter, Nillable, Sort</p> <p><b>Description</b> Roll up of all tax on the order. Includes delivery taxes, price adjustment taxes, and product taxes.</p> <p>To access Commerce Orders fields, your org must have a Salesforce Order Management license. Commerce Orders fields are available only in Lightning Experience.</p>

Field Name	Details
	This field is available in API v48.0 and later.
Type	<p><b>Type</b> picklist</p> <p><b>Properties</b> Create, Filter, Group, Nillable, Sort, Update</p> <p><b>Description</b> The type of order.</p>

## Usage

The `Status` field specifies the current state of an order. Status strings represent its current state (*Draft* or *Activated*).

When a client application creates an order, the `Status Code` must be *Draft* and the `Status` must be any value that corresponds to a `Status Code` of *Draft*. The application can then activate an order by updating it and setting the value in its `Status` field to an *Activated* state; however, the `Status` field is the only field you can update when activating the order.

After an order is activated, your client application can change the `Status` back to the *Draft* state—but only if the order doesn't have any child reduction order products. Your client application can delete orders when the `Status` is *Draft* but not when its `Status` is *Activated*.


Client applications can use the API to create, update, delete, and query any Attachment associated with an order.

## Orders Without Price Books

If your organization manages products and Price books in an external platform, you can use Salesforce API to create orders and order items without values for their Price book and Price book entry fields. This feature is available only for Salesforce orgs with the B2B Commerce, B2B Commerce Starter, B2B Commerce Growth, or B2B Commerce Plus packages. Admins enable orders without Price books by going to Salesforce Order Settings and selecting the Optional Price Book setting.

In a standard order, Salesforce prompts the sales rep to select a Price book when they add the first order product to the order. The sales rep can then add order products that have price book entries in the selected price book. In an order without a Price book, Salesforce hides the order's Add Products button and Edit Products button so that sales reps must manage their products and price books using their external system.

You can create orders without Price books only by creating an order with Salesforce API and leaving the `Pricebook2Id` field null. Orders without Price books follow several different guidelines compared to standard orders.

- Orders without price books don't support reduction orders or change orders.
- Order products without price book entries require list prices.
- Orders without price books support only order items without price book entries. Orders with price books support only order items with price book entries.
-  **Important:** Orders without Price books are supported with B2B licenses only. Salesforce Order Management requires price books for orders and price book entries for order products.

## Associated Objects

This object has the following associated objects. Unless noted, they are available in the same API version as this object.

### OrderFeed (API version 29.0)

Feed tracking is available for the object.

### OrderHistory

History is available for tracked fields of the object.

### OrderOwnerSharingRule

Sharing rules are available for the object.

SEE ALSO:

[OrderHistory](#)

[OrderItem](#)

[OrderSummary](#)

[SalesChannel](#)

## OrderAdjustmentGroup

---

Group containing a set of adjustments applied to an order. This object is available in API version 48.0 and later.

## Supported Calls

`create()`, `delete()`, `describeLayout()`, `describeSObjects()`, `getDeleted()`, `getUpdated()`, `query()`, `retrieve()`, `update()`, `upsert()`

## Special Access Rules

To access Commerce Orders entities, your org must have a Salesforce Order Management license. Commerce Orders entities are available only in Lightning Experience.

## Fields

Field	Details
Description	<p><b>Type</b> textarea</p> <p><b>Properties</b> Create, Nillable, Update</p> <p><b>Description</b> Description of the order adjustment group.</p>
GrandTotalAmount	<p><b>Type</b> currency</p>



Field	Details
	<p><b>Properties</b> Filter, Nillable, Sort</p> <p><b>Description</b> The sum of all total amounts of all adjustments in this group, including tax.</p>
Name	<p><b>Type</b> string</p> <p><b>Properties</b> Create, Filter, Group, idLookup, Sort, Update</p> <p><b>Description</b> User-defined name of the order adjustment group.</p>
OrderId	<p><b>Type</b> reference</p> <p><b>Properties</b> Create, Filter, Group, Sort</p> <p><b>Description</b> ID of the order related to the adjustments in this order adjustment group.</p>
RelatedAdjustmentGroupId	<p><b>Type</b> reference</p> <p><b>Properties</b> Filter, Group, Nillable, Sort</p> <p><b>Description</b> ID of the original order's adjustment group. Useful for reference in change order scenarios.</p>
TotalAmount	<p><b>Type</b> currency</p> <p><b>Properties</b> Filter, Nillable, Sort</p> <p><b>Description</b> The total of all order adjustments in this order adjustment group, excluding tax.</p>
TotalTaxAmount	<p><b>Type</b> currency</p> <p><b>Properties</b> Filter, Nillable, Sort</p> <p><b>Description</b> The total tax for all order adjustments in this order adjustment group.</p>
Type	<p><b>Type</b> picklist</p>

Field	Details
	<p><b>Properties</b> Create, Filter, Group, Restricted picklist, Sort, Update</p> <p><b>Description</b> Shows the type of adjustment made.</p> <p>Possible values are:</p> <ul style="list-style-type: none"> <li>• <code>Header</code>: — The adjustment was applied to the order's balance, and then distributed among the order products in the adjustment group.</li> <li>• <code>SplitLine</code>— The adjustment was applied to order product balances for the order products in the adjustment group.</li> </ul>

## OrderAdjustmentGroupSummary

Represents the current properties and state of a group of related price adjustments. Associated with a set of `OrderItemAdjustmentLineSummaries` that apply to `OrderItemSummaries` belonging to one `OrderSummary`. Corresponds to one or more order adjustment group objects, consisting of an original object and any change objects applicable to it. This object is available in API version 48.0 and later.

An `OrderAdjustmentGroupSummary` can represent an adjustment to an entire order as a group of adjustments to each of its products. For example, representing "10% off the order" as a set of 10% off adjustments to each product on the order. It can also represent an adjustment that applies to a subset of the products on an order. For example, representing "buy one, get one 50% off" as a 25% off adjustment to each of two products.

## Supported Calls

`create()`, `delete()`, `describeLayout()`, `describeSObjects()`, `getDeleted()`, `getUpdated()`, `query()`, `retrieve()`, `undelete()`, `update()`, `upsert()`

## Special Access Rules

This object is only available in Salesforce Order Management orgs or if the B2B Commerce on Lightning Experience license is enabled.

## Fields

Field	Details
<code>CurrencyIsoCode</code>	<p><b>Type</b> picklist</p> <p><b>Properties</b> Defaulted on create, Filter, Group, Restricted picklist, Sort</p> <p><b>Description</b> ISO code for the currency of the <code>OrderSummary</code> associated with the adjustments in the group. The default value is USD.</p>

Field	Details
	<p>Possible values are:</p> <ul style="list-style-type: none"> <li>• DKK—Danish Krone</li> <li>• EUR—Euro</li> <li>• GBP—British Pound</li> <li>• USD—U.S. Dollar</li> </ul> <p>This field is available in API version 49.0 and later.</p>
Description	<p><b>Type</b> textarea</p> <p><b>Properties</b> Create, Nillable, Update</p> <p><b>Description</b> Description of the OrderAdjustmentGroupSummary. This field can be edited.</p>
GrandTotalAmount	<p><b>Type</b> currency</p> <p><b>Properties</b> Filter, Nillable, Sort</p> <p><b>Description</b> Total, including tax, of the associated OrderItemAdjustmentLineSummaries.</p>
Name	<p><b>Type</b> string</p> <p><b>Properties</b> Create, Filter, Group, idLookup, Sort, Update</p> <p><b>Description</b> Name of the OrderAdjustmentGroupSummary.</p>
OrderSummaryId	<p><b>Type</b> reference</p> <p><b>Properties</b> Filter, Group, Sort</p> <p><b>Description</b> ID of the OrderSummary associated with the OrderAdjustmentGroupSummary.</p>
OriginalOrderAdjGroupId	<p><b>Type</b> reference</p> <p><b>Properties</b> Filter, Group, Sort</p>

Field	Details
	<p><b>Description</b> ID of the original OrderAdjustmentGroup associated with this summary object.</p>
TotalAmount	<p><b>Type</b> currency</p> <p><b>Properties</b> Filter, Nillable, Sort</p> <p><b>Description</b> Total, not including tax, of the associated OrderItemAdjustmentlineSummaries.</p>
TotalTaxAmount	<p><b>Type</b> currency</p> <p><b>Properties</b> Filter, Nillable, Sort</p> <p><b>Description</b> Tax on the TotalAmount.</p>
Type	<p><b>Type</b> picklist</p> <p><b>Properties</b> Filter, Group, Restricted picklist, Sort</p> <p><b>Description</b> Type of the OrderAdjustmentGroupSummary. Header represents an order-level adjustment with an OrderItemAdjustmentLineSummary for each OrderItemSummary on the OrderSummary. SplitLine represents any other related set of OrderItemAdjustmentLineSummaries.</p> <p>Possible values are:</p> <ul style="list-style-type: none"> <li>• Header</li> <li>• SplitLine</li> </ul> <p>If the OrderLifeCycleType field on the associated OrderSummary is set to UNMANAGED, then users with the Edit Unmanaged Order Summaries or B2B Commerce Integrator user permission can modify this field.</p>

## SEE ALSO:

[OrderAdjustmentGroup](#)

[OrderItemAdjustmentLineSummary](#)

# OrderDeliveryGroup

---

A group of order items that share a delivery method and address. The delivery method and address are used during the fulfillment process, such as shipping as a gift, downloading, picking up in store, or shipping to a standard address. This object is available in API version 48.0 and later.

## Supported Calls

`create()`, `delete()`, `describeLayout()`, `describeSObjects()`, `getDeleted()`, `getUpdated()`, `query()`, `retrieve()`, `update()`, `upsert()`

## Special Access Rules

To access Commerce Orders entities, your org must have a Salesforce Order Management license. Commerce Orders entities are available only in Lightning Experience.

## Fields

Field	Details
<code>DeliverToAddress</code>	<p><b>Type</b> address</p> <p><b>Properties</b> Filter, Nillable</p> <p><b>Description</b> The delivery group's order items are delivered to this address. Created based on the values of the other <code>DeliverTo</code> fields.</p>
<code>DeliverToCity</code>	<p><b>Type</b> string</p> <p><b>Properties</b> Create, Filter, Group, Nillable, Sort, Update</p> <p><b>Description</b> City address value. Sent to <code>DeliverToAddress</code>.</p>
<code>DeliverToCountry</code>	<p><b>Type</b> string</p> <p><b>Properties</b> Create, Filter, Group, Nillable, Sort, Update</p> <p><b>Description</b> Country address value. Sent to <code>DeliverToAddress</code></p>
<code>DeliverToGeocodeAccuracy</code>	<p><b>Type</b> picklist</p>

Field	Details
	<p><b>Properties</b> Create, Filter, Group, Nillable, Restricted picklist, Sort, Update</p> <p><b>Description</b> Geocode accuracy address value. Sent to <code>DeliverToAddress</code>.</p>
DeliverToLatitude	<p><b>Type</b> double</p> <p><b>Properties</b> Create, Filter, Nillable, Sort, Update</p> <p><b>Description</b> Latitude address value. Sent to <code>DeliverToAddress</code>.</p>
DeliverToLongitude	<p><b>Type</b> double</p> <p><b>Properties</b> Create, Filter, Nillable, Sort, Update</p> <p><b>Description</b> Longitude address value. Sent to <code>DeliverToAddress</code>.</p>
DeliverToName	<p><b>Type</b> string</p> <p><b>Properties</b> Create, Filter, Group, Sort, Update</p> <p><b>Description</b> Name of the delivery recipient. Sent to <code>DeliverToAddress</code>.</p>
DeliverToPostalCode	<p><b>Type</b> string</p> <p><b>Properties</b> Create, Filter, Group, Nillable, Sort, Update</p> <p><b>Description</b> Postal Code address value. Sent to <code>DeliverToAddress</code>.</p>
DeliverToState	<p><b>Type</b> string</p> <p><b>Properties</b> Create, Filter, Group, Nillable, Sort, Update</p> <p><b>Description</b> State address value. Sent to <code>DeliverToAddress</code>.</p>

Field	Details
DeliverToStreet	<p><b>Type</b> textarea</p> <p><b>Properties</b> Create, Filter, Group, Nillable, Sort, Update</p> <p><b>Description</b> Street address value. Sent to <code>DeliverToAddress</code>.</p>
DeliveryInstructions	<p><b>Type</b> textarea</p> <p><b>Properties</b> Create, Nillable, Update</p> <p><b>Description</b> Text field for users to add other delivery instructions.</p>
Description	<p><b>Type</b> textarea</p> <p><b>Properties</b> Create, Nillable, Update</p> <p><b>Description</b> User-defined description for this delivery group.</p>
DesiredDeliveryDate	<p><b>Type</b> date</p> <p><b>Properties</b> Create, Filter, Group, Nillable, Sort, Update</p> <p><b>Description</b> The buyer's target delivery date for the order items included in the delivery group.</p>
EmailAddress	<p><b>Type</b> email</p> <p><b>Properties</b> Create, Filter, Group, Nillable, Sort, Update</p> <p><b>Description</b> The buyer's email address.</p>
GiftMessage	<p><b>Type</b> textarea</p> <p><b>Properties</b> Create, Nillable, Update</p>

Field	Details
	<p><b>Description</b> An optional gift message that the buyer can define if they're sending the order items as a gift to another recipient. Applies to all order items in the delivery group.</p>
GrandTotalAmount	<p><b>Type</b> currency</p> <p><b>Properties</b> Filter, Nillable, Sort</p> <p><b>Description</b> The sum of the group's total delivery amount and total tax amount.</p>
IsGift	<p><b>Type</b> boolean</p> <p><b>Properties</b> Create, Defaulted on create, Filter, Group, Sort, Update</p> <p><b>Description</b> All items in the delivery group are gifts.</p>
OrderDeliveryGroupNumber	<p><b>Type</b> string</p> <p><b>Properties</b> Autonumber, Defaulted on create, Filter, idLookup, Sort</p> <p><b>Description</b> Unique number used for referencing this order delivery group.</p>
OrderDeliveryMethodId	<p><b>Type</b> reference</p> <p><b>Properties</b> Create, Filter, Group, Nillable, Sort, Update</p> <p><b>Description</b> ID of the order delivery method related to this order delivery group.</p>
OrderId	<p><b>Type</b> reference</p> <p><b>Properties</b> Create, Filter, Group, Sort</p> <p><b>Description</b> ID of the parent order for this order delivery group. An order can have multiple order delivery groups.</p>
PhoneNumber	<p><b>Type</b> phone</p>



Field	Details
	<p><b>Properties</b> Create, Filter, Group, Nillable, Sort, Update</p> <p><b>Description</b> Phone number of the buyer.</p>
PromisedDeliveryDate	<p><b>Type</b> date</p> <p><b>Properties</b> Create, Filter, Group, Nillable, Sort, Update</p> <p><b>Description</b> Merchant-defined date that the items in this group will be delivered to the customer. Usually defined based on an estimated date from the shipping provider.</p>
RelatedDeliveryGroupId	<p><b>Type</b> reference</p> <p><b>Properties</b> Filter, Group, Nillable, Sort</p> <p><b>Description</b> The original delivery group. Used for reference in change order scenarios.</p>
TotalAdjustmentAmount	<p><b>Type</b> currency</p> <p><b>Properties</b> Filter, Nillable, Sort</p> <p><b>Description</b> The sum of all adjustments made to order items in the order delivery group.</p>
TotalAdjustmentAmtWithTax	<p><b>Type</b> currency</p> <p><b>Properties</b> Filter, Nillable, Sort</p> <p><b>Description</b> The sum of all adjustments made to order items in the order delivery group, including tax. This is a gross tax field. To access Commerce Orders fields, your org must have a Salesforce Order Management license. Commerce Orders fields are available only in Lightning Experience. This field is available in API v49.0 and later.</p>
TotalAdjustmentTaxAmount	<p><b>Type</b> currency</p>

Field	Details
	<p><b>Properties</b> Filter, Nillable, Sort</p> <p><b>Description</b> The sum of all adjustments made to tax lines for order items in the order delivery group.</p>
TotalAmount	<p><b>Type</b> currency</p> <p><b>Properties</b> Filter, Nillable, Sort</p> <p><b>Description</b> The sum of all Total Amount fields on order items within this delivery group. On an order item, the total amount equals the quantity multiplied by the unit price, including adjustments and tax.</p>
TotalLineAmount	<p><b>Type</b> currency</p> <p><b>Properties</b> Filter, Nillable, Sort</p> <p><b>Description</b> The sum of all Total Line Amount fields on order items within this delivery group. On an order item, the total line amount equals the quantity multiplied by the unit price, before adjustments or tax.</p>
TotalLineAmtWithTax	<p><b>Type</b> currency</p> <p><b>Properties</b> Filter, Nillable, Sort</p> <p><b>Description</b> The sum of all TotalLineAmtWithTax fields on order items within this delivery group. On an order item, the total line amount with tax equals the quantity multiplied by the unit price, plus tax, before adjustments.  This is a gross tax field.  To access Commerce Orders fields, your org must have a Salesforce Order Management license. Commerce Orders fields are available only in Lightning Experience.  This field is available in API v49.0 and later.</p>
TotalLineTaxAmount	<p><b>Type</b> currency</p> <p><b>Properties</b> Filter, Nillable, Sort</p>

Field	Details
	<p><b>Description</b></p> <p>The sum of all Total Line Tax Amount fields on order items within this delivery group. On an order item, the total line tax amount equals the total tax for that line.</p>
TotalTaxAmount	<p><b>Type</b></p> <p>currency</p> <p><b>Properties</b></p> <p>Filter, Nillable, Sort</p> <p><b>Description</b></p> <p>The sum of all Total Tax Amount fields on order items within this order delivery group.</p>

## OrderDeliveryGroupSummary

Represents the current properties and state of a group of OrderItemSummaries, belonging to one OrderSummary, to be fulfilled using the same delivery method and delivered to the same address. A single shipment can include them all, but that is not guaranteed. Corresponds to one or more order delivery group objects, consisting of an original object and any change objects applicable to it. This object is available in API version 48.0 and later.

## Supported Calls

`create()`, `delete()`, `describeLayout()`, `describeSObjects()`, `getDeleted()`, `getUpdated()`, `query()`, `retrieve()`, `undelete()`, `update()`, `upsert()`

## Special Access Rules

This object is only available in Salesforce Order Management orgs or if the B2B Commerce on Lightning Experience license is enabled.

## Fields

Field	Details
CurrencyIsoCode	<p><b>Type</b></p> <p>picklist</p> <p><b>Properties</b></p> <p>Defaulted on create, Filter, Group, Restricted picklist, Sort</p> <p><b>Description</b></p> <p>ISO code for the currency of the OrderSummary associated with the OrderDeliveryGroupSummary. The default value is USD.</p> <p>Possible values are:</p> <ul style="list-style-type: none"> <li>• DKK—Danish Krone</li> <li>• EUR—Euro</li> </ul>

Field	Details
	<ul style="list-style-type: none"> <li>• GBP—British Pound</li> <li>• USD—U.S. Dollar</li> </ul> <p>This field is available in API version 49.0 and later.</p>
DeliverToAddress	<p><b>Type</b> address</p> <p><b>Properties</b> Filter, Nillable</p> <p><b>Description</b> Address of the recipient.</p> <p>If the <code>OrderLifeCycleType</code> field on the associated <code>OrderSummary</code> is set to <code>UNMANAGED</code>, then users with the Edit Unmanaged Order Summaries or B2B Commerce Integrator user permission can modify this field.</p>
DeliverToCity	<p><b>Type</b> string</p> <p><b>Properties</b> Create, Filter, Group, Nillable, Sort, Update</p> <p><b>Description</b> Recipient address city.</p>
DeliverToCountry	<p><b>Type</b> string</p> <p><b>Properties</b> Create, Filter, Group, Nillable, Sort, Update</p> <p><b>Description</b> Recipient address country.</p>
DeliverToGeocodeAccuracy	<p><b>Type</b> picklist</p> <p><b>Properties</b> Create, Filter, Group, Nillable, Restricted picklist, Sort, Update</p> <p><b>Description</b> Accuracy of the geocode for the recipient address.</p> <p>Possible values are:</p> <ul style="list-style-type: none"> <li>• Address</li> <li>• Block</li> <li>• City</li> <li>• County</li> <li>• ExtendedZip</li> <li>• NearAddress</li> </ul>

Field	Details
	<ul style="list-style-type: none"> <li>• Neighborhood</li> <li>• State</li> <li>• Street</li> <li>• Unknown</li> <li>• Zip</li> </ul>
DeliverToLatitude	<p><b>Type</b> double</p> <p><b>Properties</b> Create, Filter, Nillable, Sort, Update</p> <p><b>Description</b> Used with FulfilledToLongitude to specify the precise geolocation of the recipient address. Acceptable values are numbers between -90 and 90 with up to 15 decimal places.</p>
DeliverToLongitude	<p><b>Type</b> double</p> <p><b>Properties</b> Create, Filter, Nillable, Sort, Update</p> <p><b>Description</b> Used with FulfilledToLatitude to specify the precise geolocation of the recipient address. Acceptable values are numbers between -90 and 90 with up to 15 decimal places.</p>
DeliverToName	<p><b>Type</b> string</p> <p><b>Properties</b> Create, Filter, Group, Sort, Update</p> <p><b>Description</b> Name on the recipient address.  If the <code>OrderLifeCycleType</code> field on the associated OrderSummary is set to UNMANAGED, then users with the Edit Unmanaged Order Summaries or B2B Commerce Integrator user permission can modify this field.</p>
DeliverToPostalCode	<p><b>Type</b> string</p> <p><b>Properties</b> Create, Filter, Group, Nillable, Sort, Update</p> <p><b>Description</b> Recipient address postal code.</p>
DeliverToState	<p><b>Type</b> string</p>

Field	Details
	<p><b>Properties</b> Create, Filter, Group, Nillable, Sort, Update</p> <p><b>Description</b> Recipient address state.</p>
DeliverToStreet	<p><b>Type</b> textarea</p> <p><b>Properties</b> Create, Filter, Group, Nillable, Sort, Update</p> <p><b>Description</b> Recipient address street.</p>
DeliveryInstructions	<p><b>Type</b> textarea</p> <p><b>Properties</b> Create, Nillable, Update</p> <p><b>Description</b> Special instructions for the delivery.  If the <code>OrderLifeCycleType</code> field on the associated <code>OrderSummary</code> is set to <code>UNMANAGED</code>, then users with the Edit Unmanaged Order Summaries or B2B Commerce Integrator user permission can modify this field.</p>
Description	<p><b>Type</b> textarea</p> <p><b>Properties</b> Create, Nillable, Update</p> <p><b>Description</b> Description of the <code>OrderDeliveryGroupSummary</code>.  This field can be edited.</p>
DesiredDeliveryDate	<p><b>Type</b> dateTime</p> <p><b>Properties</b> Filter, Nillable, Sort</p> <p><b>Description</b> Desired date for delivery. This field is informational, available for customizations.  If the <code>OrderLifeCycleType</code> field on the associated <code>OrderSummary</code> is set to <code>UNMANAGED</code>, then users with the Edit Unmanaged Order Summaries or B2B Commerce Integrator user permission can modify this field.</p>

Field	Details
EmailAddress	<p><b>Type</b> email</p> <p><b>Properties</b> Create, Filter, Group, Nillable, Sort, Update</p> <p><b>Description</b> Email address of the recipient.</p> <p>If the <code>OrderLifeCycleType</code> field on the associated OrderSummary is set to UNMANAGED, then users with the Edit Unmanaged Order Summaries or B2B Commerce Integrator user permission can modify this field.</p>
GiftMessage	<p><b>Type</b> textarea</p> <p><b>Properties</b> Create, Nillable, Update</p> <p><b>Description</b> Gift message to include.</p> <p>If the <code>OrderLifeCycleType</code> field on the associated OrderSummary is set to UNMANAGED, then users with the Edit Unmanaged Order Summaries or B2B Commerce Integrator user permission can modify this field.</p>
GrandTotalAmount	<p><b>Type</b> currency</p> <p><b>Properties</b> Filter, Nillable, Sort</p> <p><b>Description</b> Total, including adjustments and tax, of the delivery charges associated with the OrderDeliveryGroupSummary. This value only includes OrderItemSummaries of type code Charge.</p>
IsGift	<p><b>Type</b> boolean</p> <p><b>Properties</b> Defaulted on create, Filter, Group, Sort</p> <p><b>Description</b> Indicates whether the OrderDeliveryGroupSummary represents a gift.</p> <p>If the <code>OrderLifeCycleType</code> field on the associated OrderSummary is set to UNMANAGED, then users with the Edit Unmanaged Order Summaries or B2B Commerce Integrator user permission can modify this field.</p>
OrderDeliveryGroupSummaryNumber	<p><b>Type</b> string</p>

Field	Details
	<p><b>Properties</b> Autonumber, Defaulted on create, Filter, idLookup, Sort</p> <p><b>Description</b> ID of the OrderDeliveryGroupSummary.</p>
OrderDeliveryMethodId	<p><b>Type</b> reference</p> <p><b>Properties</b> Filter, Group, Sort</p> <p><b>Description</b> ID of the order delivery method specified for the OrderDeliveryGroupSummary.  If the <code>OrderLifeCycleType</code> field on the associated OrderSummary is set to UNMANAGED, then users with the Edit Unmanaged Order Summaries or B2B Commerce Integrator user permission can modify this field.</p>
OrderSummaryId	<p><b>Type</b> reference</p> <p><b>Properties</b> Filter, Group, Sort</p> <p><b>Description</b> ID of the OrderSummary associated with the OrderDeliveryGroupSummary.</p>
OriginalOrderDeliveryGroupId	<p><b>Type</b> reference</p> <p><b>Properties</b> Filter, Group, Sort</p> <p><b>Description</b> ID of the original order delivery group associated with this summary object.</p>
PhoneNumber	<p><b>Type</b> phone</p> <p><b>Properties</b> Create, Filter, Group, Nillable, Sort, Update</p> <p><b>Description</b> Phone number of the recipient.  If the <code>OrderLifeCycleType</code> field on the associated OrderSummary is set to UNMANAGED, then users with the Edit Unmanaged Order Summaries or B2B Commerce Integrator user permission can modify this field.</p>
PromisedDeliveryDate	<p><b>Type</b> dateTime</p>



Field	Details
	<p><b>Properties</b> Filter, Nillable, Sort</p> <p><b>Description</b> Promised date for delivery. This field is informational, available for customizations.</p> <p>If the <code>OrderLifeCycleType</code> field on the associated OrderSummary is set to UNMANAGED, then users with the Edit Unmanaged Order Summaries or B2B Commerce Integrator user permission can modify this field.</p>
TotalAdjustmentAmount	<p><b>Type</b> currency</p> <p><b>Properties</b> Filter, Nillable, Sort</p> <p><b>Description</b> Total price adjustments applied to delivery charges associated with the OrderDeliveryGroupSummary. This value only includes adjustments to OrderItemSummaries of type code Charge.</p>
TotalAdjustmentAmtWithTax	<p><b>Type</b> currency</p> <p><b>Properties</b> Filter, Nillable, Sort</p> <p><b>Description</b> Total amount of the price adjustments applied to the delivery charges associated with the OrderDeliveryGroupSummary, inclusive of tax. This amount is equal to TotalAdjustmentAmount + TotalAdjustmentTaxAmount.</p> <p>This field is available in API version 49.0 and later.</p>
TotalAdjustmentTaxAmount	<p><b>Type</b> currency</p> <p><b>Properties</b> Filter, Nillable, Sort</p> <p><b>Description</b> Tax on the TotalAdjustmentAmount.</p>
TotalAmount	<p><b>Type</b> currency</p> <p><b>Properties</b> Filter, Nillable, Sort</p> <p><b>Description</b> Total, including adjustments but not tax, of the delivery charges associated with the OrderDeliveryGroupSummary. This value only includes adjustments to OrderItemSummaries of type code Charge.</p>

Field	Details
TotalLineAmount	<p><b>Type</b> currency</p> <p><b>Properties</b> Filter, Nillable, Sort</p> <p><b>Description</b> Total, not including adjustments or tax, of the delivery charges associated with the OrderDeliveryGroupSummary.</p>
TotalLineAmtWithTax	<p><b>Type</b> currency</p> <p><b>Properties</b> Filter, Nillable, Sort</p> <p><b>Description</b> Total of the delivery charges associated with the OrderDeliveryGroupSummary, inclusive of tax. This amount is equal to TotalLineAmount + TotalLineTaxAmount. This field is available in API version 49.0 and later.</p>
TotalLineTaxAmount	<p><b>Type</b> currency</p> <p><b>Properties</b> Filter, Nillable, Sort</p> <p><b>Description</b> Tax on the TotalLineAmount.</p>
TotalTaxAmount	<p><b>Type</b> currency</p> <p><b>Properties</b> Filter, Nillable, Sort</p> <p><b>Description</b> Tax on the TotalAmount.</p>

## SEE ALSO:

[OrderDeliveryGroup](#)[OrderItemSummary](#)

## OrderDeliveryMethod

---

Shows the customizations and options that a buyer selected for their delivery method. This object is available in API version 48.0 and later.

## Supported Calls

`create()`, `delete()`, `describeLayout()`, `describeSObjects()`, `getDeleted()`, `getUpdated()`, `query()`, `retrieve()`, `search()`, `undelete()`, `update()`, `upsert()`

## Special Access Rules

To access Commerce Orders entities, your org must have a Salesforce Order Management license. Commerce Orders entities are available only in Lightning Experience.

## Fields

Field	Details
Carrier	<p><b>Type</b> picklist</p> <p><b>Properties</b> Create, Filter, Group, Nillable, Sort, Update</p> <p><b>Description</b> The carrier that the buyer chose for their delivery method. Developers must add values to this field.</p>
ClassOfService	<p><b>Type</b> picklist</p> <p><b>Properties</b> Create, Filter, Group, Nillable, Sort, Update</p> <p><b>Description</b> The carrier class of service that the buyer chose for their delivery method. Developers must add values to this field.</p>
Description	<p><b>Type</b> textarea</p> <p><b>Properties</b> Create, Nillable, Update</p> <p><b>Description</b> Description of the delivery method.</p>
IsActive	<p><b>Type</b> boolean</p> <p><b>Properties</b> Create, Defaulted on create, Filter, Group, Sort, Update</p> <p><b>Description</b> Assign new delivery groups to active delivery methods.</p>

Field	Details
LastReferencedDate	<p><b>Type</b> dateTime</p> <p><b>Properties</b> Filter, Nillable, Sort</p> <p><b>Description</b> The timestamp for when the current user last viewed a record related to this record.</p>
LastViewedDate	<p><b>Type</b> dateTime</p> <p><b>Properties</b> Filter, Nillable, Sort</p> <p><b>Description</b> The timestamp for when the current user last viewed this record. If this value is null, this record might only have been referenced (LastReferencedDate) and not viewed.</p>
Name	<p><b>Type</b> string</p> <p><b>Properties</b> Create, Filter, Group, idLookup, Sort, Update</p> <p><b>Description</b> Required. Default name of this record.</p>
OwnerId	<p><b>Type</b> reference</p> <p><b>Properties</b> Create, Defaulted on create, Filter, Group, Sort, Update</p> <p><b>Description</b> The user who owns an order delivery method record.</p>
ProductId	<p><b>Type</b> reference</p> <p><b>Properties</b> Create, Filter, Group, Nillable, Sort, Update</p> <p><b>Description</b> Optional. This product represents a delivery charge order product for a delivery using this delivery method. For example, you could create a product that represents an overnight express charge and assign it to an overnight express delivery method.</p>
ReferenceNumber	<p><b>Type</b> string</p> <p><b>Properties</b> Create, Filter, Group, Nillable, Sort, Update</p>

Field	Details
	<p><b>Description</b> Reference number for an external delivery method.</p>

## OrderHistory

Represents historical information about changes that have been made to the standard fields of the associated order, or to any custom fields with history tracking enabled.

## Supported Calls

`describeSObjects()`, `getDeleted()`, `getUpdated()`, `query()`, `retrieve()`

## Fields

Field Name	Details
DataType	<p><b>Type</b> picklist</p> <p><b>Properties</b> Filter, Group, Nillable, Restricted picklist, Sort</p> <p><b>Description</b> Data type of the field that was changed.</p>
Field	<p><b>Type</b> picklist</p> <p><b>Properties</b> Filter, Group, Restricted picklist, Sort</p> <p><b>Description</b> Name of the order field that was modified, or a special value to indicate some other modification to the order.</p>
NewValue	<p><b>Type</b> anyType</p> <p><b>Properties</b> Nillable, Sort</p> <p><b>Description</b> New value of the modified order field. Maximum of 255 characters.</p>
OldValue	<p><b>Type</b> anyType</p>

Field Name	Details
	<p><b>Properties</b> Nillable, Sort</p> <p><b>Description</b> Previous value of the modified order field. Maximum of 255 characters.</p>
OrderId	<p><b>Type</b> reference</p> <p><b>Properties</b> Filter, Group, Sort</p> <p><b>Description</b> ID of the order associated with this record.</p>

## Usage

Order history entries are automatically created each time an order is modified.

Two rows are added to this record when foreign key fields change. One row contains the foreign key object names that display in the online application. For example, Jane Doe is recorded as the name of a Contact. The other row contains the actual foreign key ID that is only returned to and visible from the API.

This object respects field-level security on the parent object.

SEE ALSO:

[Order](#)

## OrderItem

Represents an order product that your organization sells.

## Supported Calls

`create()`, `delete()`, `describeLayout()`, `getDeleted()`, `getUpdated()`, `query()`, `retrieve()`, `update()`, `upsert()`

## Fields

Field Name	Details
AdjustedLineAmount	<p><b>Type</b> currency</p> <p><b>Properties</b> Filter, Nillable, Sort</p>

**Field Name****Details****Description**

Line amount following line adjustments, excluding tax.

To access Commerce Orders fields, your org must have a Salesforce Order Management license. Commerce Orders fields are available only in Lightning Experience.

This field is available in API v48.0 and later.

AdjustedLineAmtWithTax

**Type**

currency

**Properties**

Filter, Nillable, Sort

**Description**

Line amount following line adjustments, including tax.

This is a gross tax field.

To access Commerce Orders fields, your org must have a Salesforce Order Management license. Commerce Orders fields are available only in Lightning Experience.

This field is available in API v49.0 and later.

AvailableQuantity

**Type**

double

**Properties**

Filter, Nillable, Sort

**Description**

Amount of an order product that is available to be reduced. Value must be greater than or equal to 0. An order product is reducible only if AvailableQuantity is greater than 0.

Value is always 0 if the order product's parent order is a reduction order.

Description

**Type**

string

**Properties**

Create, Filter, Group, Nillable, Sort, Update

**Description**

Text description of this object.

EndDate

**Type**

date

**Properties**

Create, Filter, Group, Nillable, Sort, Update

Field Name	Details
	<p><b>Description</b> Optional. Last day the order product is available.</p>
GrossUnitPrice	<p><b>Type</b> currency</p> <p><b>Properties</b> Filter, Nillable, Sort</p> <p><b>Description</b> Unit price including tax.  This is a VAT field that includes tax. Salesforce populates it on order creation only when <code>Order.TaxLocaleType</code> has a value of Gross.</p>
LineNumber	<p><b>Type</b> int</p> <p><b>Properties</b> Create, Filter, Group, Nillable, Sort</p> <p><b>Description</b> Used to organize lines on the order.  To access Commerce Orders fields, your org must have a Salesforce Order Management license. Commerce Orders fields are available only in Lightning Experience.  This field is available in API v48.0 and later.</p>
ListPrice	<p><b>Type</b> currency</p> <p><b>Properties</b> Create, Filter, Nillable, Sort</p> <p><b>Description</b> List price for the order product. Value is inherited from the associated <code>PriceBookEntry</code> upon order product creation.</p>
OrderDeliveryGroupId	<p><b>Type</b> reference</p> <p><b>Properties</b> Create, Filter, Group, Nillable, Sort, Update</p> <p><b>Description</b> The delivery group for the order product.  To access Commerce Orders fields, your org must have a Salesforce Order Management license. Commerce Orders fields are available only in Lightning Experience.  This field is available in API v48.0 and later.</p>



Field Name	Details
OrderId	<p><b>Type</b> reference</p> <p><b>Properties</b> Create, Filter, Group, Sort</p> <p><b>Description</b> ID of the order that this order product is a child of.</p>
OrderItemNumber	<p><b>Type</b> string</p> <p><b>Properties</b> Autonumber, Defaulted on create, Filter, idLookup, Sort</p> <p><b>Description</b> Automatically generated number that identifies the order product.</p>
OriginalOrderItemId	<p><b>Type</b> reference</p> <p><b>Properties</b> Create, Filter, Group, Nillable, Sort</p> <p><b>Description</b> Required if <code>isReductionOrder</code> on the parent order is <code>true</code>. ID of the original order product being reduced.</p>
PricebookEntryId	<p><b>Type</b> reference</p> <p><b>Properties</b> Create, Filter, Group, Sort</p> <p><b>Description</b> Required. ID of the associated PricebookEntry. This field must be specified when creating OrderItem records. It can't be changed in an update.</p>
Product2Id	<p><b>Type</b> reference</p> <p><b>Properties</b> Create, Filter, Group, Nillable, Sort</p> <p><b>Description</b> ID of the Product2 associated with this OrderItem.</p>
Quantity	<p><b>Type</b> double</p> <p><b>Properties</b> Create, Filter, Sort, Update</p>

Field Name	Details
	<p><b>Description</b> Number of units of this order product.</p>
QuoteLineItemId	<p><b>Type</b> reference</p> <p><b>Properties</b> Create, Filter, Group, Sort, Update</p> <p><b>Description</b> ID of the associated quote line item.  If this field is specified, the quote line item's Quoteld must match the Quoteld for the order product's parent order.</p>
RelatedOrderItemID	<p><b>Type</b> reference</p> <p><b>Properties</b> Filter, Sort, Group</p> <p><b>Description</b> For change orders, shows the original order product.  To access Commerce Orders fields, your org must have a Salesforce Order Management license. Commerce Orders fields are available only in Lightning Experience.  This field is available in API v48.0 and later.</p>
RoundedLineAmount	<p><b>Type</b> currency</p> <p><b>Properties</b> Filter, Sort</p> <p><b>Description</b> The rounded line amount, before tax and adjustments. Currency with decimal values of 0.5 and higher are rounded to the next-highest whole unit of currency.  To access Commerce Orders fields, your org must have a Salesforce Order Management license. Commerce Orders fields are available only in Lightning Experience.  This field is available in API v48.0 and later.</p>
RoundedLineAmtWithTax	<p><b>Type</b> currency</p> <p><b>Properties</b> Filter, Nillable, Sort</p>

Field Name	Details
	<p><b>Description</b></p> <p>The rounded line amount, including tax. Currency with decimal values of 0.5 and higher are rounded to the next-highest whole unit of currency.</p> <p>To access Commerce Orders fields, your org must have a Salesforce Order Management license. Commerce Orders fields are available only in Lightning Experience.</p> <p>This field is available in API v49.0 and later.</p>
ServiceDate	<p><b>Type</b></p> <p>date</p> <p><b>Properties</b></p> <p>Create, Filter, Group, Nillable, Sort, Update</p> <p><b>Description</b></p> <p>Start date for the order product.</p> <p>Label is <b>Start Date</b>.</p>
TotalAdjustedLineTaxAmount	<p><b>Type</b></p> <p>currency</p> <p><b>Properties</b></p> <p>Filter, Sort</p> <p><b>Description</b></p> <p>Sum of line tax amount and line adjustment tax amounts.</p> <p>To access Commerce Orders fields, your org must have a Salesforce Order Management license. Commerce Orders fields are available only in Lightning Experience.</p> <p>This field is available in API v48.0 and later.</p>
TotalAdjustmentAmount	<p><b>Type</b></p> <p>currency</p> <p><b>Properties</b></p> <p>Filter, Sort</p> <p><b>Description</b></p> <p>Roll-up of all the order product's price adjustments.</p> <p>To access Commerce Orders fields, your org must have a Salesforce Order Management license. Commerce Orders fields are available only in Lightning Experience.</p> <p>This field is available in API v48.0 and later.</p>
TotalAdjustmentAmtWithTax	<p><b>Type</b></p> <p>currency</p>

Field Name	Details
	<p><b>Properties</b> Filter, Sort</p> <p><b>Description</b> Roll-up of all the order product's price adjustments, including tax.  This is a gross tax field.  To access Commerce Orders fields, your org must have a Salesforce Order Management license. Commerce Orders fields are available only in Lightning Experience.  This field is available in API v49.0 and later.</p>
TotalAdjustmentDistAmount	<p><b>Type</b> currency</p> <p><b>Properties</b> Filter, Sort</p> <p><b>Description</b> Roll-up of all adjustments on the order. Used only if the OrderAdjustmentGroup has a Type value of Header.  To access Commerce Orders fields, your org must have a Salesforce Order Management license. Commerce Orders fields are available only in Lightning Experience.  This field is available in API v48.0 and later.</p>
TotalAdjustmentDistTaxAmount	<p><b>Type</b> currency</p> <p><b>Properties</b> Filter, Sort</p> <p><b>Description</b> Roll-up of all adjustment tax amounts on the order. Used only if the OrderAdjustmentGroup has a Type value of Header.  To access Commerce Orders fields, your org must have a Salesforce Order Management license. Commerce Orders fields are available only in Lightning Experience.  This field is available in API v48.0 and later.</p>
TotalAdjustmentDistAmtWithTax	<p><b>Type</b> currency</p> <p><b>Properties</b> Filter, Sort</p> <p><b>Description</b> Roll-up of all adjustment tax amounts on the order, including tax. Used only if the OrderAdjustmentGroup has a Type value of Header.</p>

Field Name	Details
	<p>This is a gross tax field.</p> <p>To access Commerce Orders fields, your org must have a Salesforce Order Management license. Commerce Orders fields are available only in Lightning Experience.</p> <p>This field is available in API v49.0 and later.</p>
TotalAdjustmentTaxAmount	<p><b>Type</b> currency</p> <p><b>Properties</b> Filter, Sort</p> <p><b>Description</b> Sum of all the order product's tax adjustments.</p> <p>To access Commerce Orders fields, your org must have a Salesforce Order Management license. Commerce Orders fields are available only in Lightning Experience.</p> <p>This field is available in API v48.0 and later.</p>
TotalAmtWithTax	<p><b>Type</b> currency</p> <p><b>Properties</b> Filter, Nillable, Sort</p> <p><b>Description</b> Equals <code>TotalPrice + TotalTaxAmount</code> for the order item.</p> <p>This is a gross tax field.</p> <p>To access Commerce Orders fields, your org must have a Salesforce Order Management license. Commerce Orders fields are available only in Lightning Experience.</p> <p>This field is available in API v49.0 and later.</p>
TotalLineAdjustmentAmount	<p><b>Type</b> currency</p> <p><b>Properties</b> Filter, Sort</p> <p><b>Description</b> The sum of line-level adjustments for the order product.</p> <p>To access Commerce Orders fields, your org must have a Salesforce Order Management license. Commerce Orders fields are available only in Lightning Experience.</p> <p>This field is available in API v48.0 and later.</p>

Field Name	Details
TotalLineAdjustmentAmtWithTax	<p><b>Type</b> currency</p> <p><b>Properties</b> Filter, Sort</p> <p><b>Description</b> The sum of line-level adjustments for the order product, including tax. This is a gross tax field. To access Commerce Orders fields, your org must have a Salesforce Order Management license. Commerce Orders fields are available only in Lightning Experience. This field is available in API v49.0 and later.</p>
TotalLineAdjustmentTaxAmount	<p><b>Type</b> currency</p> <p><b>Properties</b> Filter, Sort</p> <p><b>Description</b> Total tax amount for adjustments made to the order product. To access Commerce Orders fields, your org must have a Salesforce Order Management license. Commerce Orders fields are available only in Lightning Experience. This field is available in API v48.0 and later.</p>
TotalLineAmount	<p><b>Type</b> currency</p> <p><b>Properties</b> Create, Filter, Nillable, Sort, Update</p> <p><b>Description</b> The total price of the order product, before price adjustments, inclusive of quantity. To access Commerce Orders fields, your org must have a Salesforce Order Management license. Commerce Orders fields are available only in Lightning Experience. This field is available in API v48.0 and later.</p>
TotalLineTaxAmount	<p><b>Type</b> currency</p> <p><b>Properties</b> Filter, Sort</p> <p><b>Description</b> Total tax amount for this order product, excluding tax on adjustments.</p>

Field Name	Details
	<p>To access Commerce Orders fields, your org must have a Salesforce Order Management license. Commerce Orders fields are available only in Lightning Experience.</p> <p>This field is available in API v48.0 and later.</p>
TotalPrice	<p><b>Type</b> currency</p> <p><b>Properties</b> Filter, Nillable, Sort</p> <p><b>Description</b> Total price for this order product. The calculations for this field's value are different if Commerce Orders is enabled.</p> <p><b>Default Value</b> <math>TotalPrice = (UnitPrice * Quantity)</math></p> <p><b>Commerce Orders</b> If <code>TotalLineAmount</code> is null, <math>(UnitPrice * Quantity)</math> is sent to <code>RoundedLineAmount</code> and rounded. It is then sent to <code>Total Price</code>. Otherwise, <code>TotalLineAmount</code> is sent to <code>RoundedLineAmount</code>, rounded, and then sent to <code>TotalPrice</code>.</p> <p>To access Commerce Orders fields, your org must have a Salesforce Order Management license. Commerce Orders fields are available only in Lightning Experience.</p> <p>This field is available in API v48.0 and later.</p>
TotalTaxAmount	<p><b>Type</b> currency</p> <p><b>Properties</b> Filter, Sort</p> <p><b>Description</b> Sum of the order product's tax and any adjustments.</p> <p>To access Commerce Orders fields, your org must have a Salesforce Order Management license. Commerce Orders fields are available only in Lightning Experience.</p> <p>This field is available in API v48.0 and later.</p>
Type	<p><b>Type</b> picklist</p> <p><b>Properties</b> Create, Filter, Group, Nillable, Restricted picklist, Sort, Update</p> <p><b>Description</b> Describes what the order item represents. Possible values are:</p>

Field Name	Details
	<ul style="list-style-type: none"> <li>• <code>Delivery Charge</code> — An extra charge made against an order.</li> <li>• <code>Order Product</code> — An item that the customer has bought.</li> </ul> <p>To access Commerce Orders fields, your org must have a Salesforce Order Management license. Commerce Orders fields are available only in Lightning Experience.</p> <p>This field is available in API v48.0 and later.</p>
<code>TypeCode</code>	<p><b>Type</b> picklist</p> <p><b>Properties</b> Filter, Group, Nillable, Restricted picklist, Sort</p> <p><b>Description</b> Code for the order product.</p> <p>Possible values are:</p> <ul style="list-style-type: none"> <li>• <code>Charge</code></li> <li>• <code>Product</code></li> </ul> <p>To access Commerce Orders fields, your org must have a Salesforce Order Management license. Commerce Orders fields are available only in Lightning Experience.</p> <p>This field is available in API v48.0 and later.</p>
<code>UnitPrice</code>	<p><b>Type</b> currency</p> <p><b>Properties</b> Create, Filter, Nillable, Sort, Update</p> <p><b>Description</b> Unit price for the order product.</p>

## Usage

An order can have associated order product records only if the order has a price book associated with it. An order product must correspond to a product that is listed in the order's price book.

## Associated Objects

This object has the following associated objects. Unless noted, they are available in the same API version as this object.

### **OrderItemFeed (API version 29.0)**

Feed tracking is available for the object.



**OrderItemHistory**

History is available for tracked fields of the object.

SEE ALSO:

[Order](#)

[OrderItemSummary](#)

## OrderItemAdjustmentLineItem

---

An adjustment that has been made to an order item. This object is available in API version 48.0 and later.

### Supported Calls

`create()`, `delete()`, `describeLayout()`, `describeSObjects()`, `getDeleted()`, `getUpdated()`, `query()`, `retrieve()`, `update()`, `upsert()`

### Special Access Rules

To access Commerce Orders entities, your org must have a Salesforce Order Management license. Commerce Orders entities are available only in Lightning Experience.

### Fields

Field	Details
Amount	<p><b>Type</b> currency</p> <p><b>Properties</b> Create, Filter, Sort, Update</p> <p><b>Description</b> The total value of the adjustment line.</p>
Description	<p><b>Type</b> textarea</p> <p><b>Properties</b> Create, Nillable, Update</p> <p><b>Description</b> Users can add a custom description to the record to provide additional detail.</p>
Name	<p><b>Type</b> string</p> <p><b>Properties</b> Create, Filter, Group, idLookup, Sort, Update</p>

Field	Details
	<p><b>Description</b> Name of the adjustment line.</p>
OrderAdjustmentGroupId	<p><b>Type</b> reference</p> <p><b>Properties</b> Create, Filter, Group, Nillable, Sort, Update</p> <p><b>Description</b> The order adjustment group that contains the order item adjustment line item.</p>
OrderId	<p><b>Type</b> reference</p> <p><b>Properties</b> Filter, Group, Nillable, Sort</p> <p><b>Description</b> The parent order of the the order item related to the adjustment line.</p>
OrderItemId	<p><b>Type</b> reference</p> <p><b>Properties</b> Create, Filter, Group, Sort</p> <p><b>Description</b> The order item that the adjustment line applies to.</p>
RelatedAdjustmentLineItemId	<p><b>Type</b> reference</p> <p><b>Properties</b> Filter, Group, Nillable, Sort</p> <p><b>Description</b> The original order item adjustment line. Useful for reference in change order scenarios.</p>
TotalAmtWithTax	<p><b>Type</b> currency</p> <p><b>Properties</b> Filter, Nillable, Sort</p> <p><b>Description</b> Equals <code>TotalPrice + TotalTaxAmount</code> for the order item adjustment line item. This is a gross tax field. To access Commerce Orders fields, your org must have a Salesforce Order Management license. Commerce Orders fields are available only in Lightning Experience. This field is available in API v49.0 and later.</p>

Field	Details
TotalTaxAmount	<p><b>Type</b> currency</p> <p><b>Properties</b> Filter, Nillable, Sort</p> <p><b>Description</b> The total amount of tax applied to the adjustment line.</p>

## OrderItemAdjustmentLineSummary

Represents the current properties and state of price adjustments on an OrderItemSummary. Corresponds to one or more order item adjustment line item objects, consisting of an original object and any change objects applicable to it. This object is available in API version 48.0 and later.

### Supported Calls

`create()`, `delete()`, `describeLayout()`, `describeSObjects()`, `getDeleted()`, `getUpdated()`, `query()`, `retrieve()`, `undelete()`, `update()`, `upsert()`

### Special Access Rules

This object is only available in Salesforce Order Management orgs or if the B2B Commerce on Lightning Experience license is enabled.

### Fields

Field	Details
Amount	<p><b>Type</b> currency</p> <p><b>Properties</b> Filter, Sort</p> <p><b>Description</b> Amount, not including tax, of the OrderItemAdjustmentLineSummary.  If the <code>OrderLifecycleType</code> field on the associated OrderSummary is set to UNMANAGED, then users with the Edit Unmanaged Order Summaries or B2B Commerce Integrator user permission can modify this field.</p>
CurrencyIsoCode	<p><b>Type</b> picklist</p> <p><b>Properties</b> Defaulted on create, Filter, Group, Restricted picklist, Sort</p>

Field	Details
	<p><b>Description</b></p> <p>ISO code for the currency of the OrderItemSummary to which the adjustment applies. The default value is USD.</p> <p>Possible values are:</p> <ul style="list-style-type: none"> <li>• DKK—Danish Krone</li> <li>• EUR—Euro</li> <li>• GBP—British Pound</li> <li>• USD—U.S. Dollar</li> </ul> <p>This field is available in API version 49.0 and later.</p>
Description	<p><b>Type</b></p> <p>textarea</p> <p><b>Properties</b></p> <p>Create, Nillable, Update</p> <p><b>Description</b></p> <p>Description of the OrderItemAdjustmentLineSummary.</p> <p>This field can be edited.</p>
Name	<p><b>Type</b></p> <p>string</p> <p><b>Properties</b></p> <p>Create, Filter, Group, idLookup, Sort, Update</p> <p><b>Description</b></p> <p>Name of the OrderItemAdjustmentLineSummary.</p>
OrderAdjustmentGroupSummaryId	<p><b>Type</b></p> <p>reference</p> <p><b>Properties</b></p> <p>Filter, Group, Nillable, Sort</p> <p><b>Description</b></p> <p>If this object belongs to an OrderAdjustmentGroupSummary, this value is the ID of that OrderAdjustmentGroupSummary.</p>
OrderItemSummaryId	<p><b>Type</b></p> <p>reference</p> <p><b>Properties</b></p> <p>Filter, Group, Sort</p> <p><b>Description</b></p> <p>ID of the OrderItemSummary to which the OrderItemAdjustmentLineSummary applies.</p>

Field	Details
OrderSummaryId	<p><b>Type</b> reference</p> <p><b>Properties</b> Filter, Group, Sort</p> <p><b>Description</b> ID of the OrderSummary associated with the OrderItemSummary to which this OrderItemAdjustmentLineSummary applies.</p>
OriginalOrderItemAdjustmentLineItemId	<p><b>Type</b> reference</p> <p><b>Properties</b> Filter, Group, Sort</p> <p><b>Description</b> ID of the original OrderItemAdjustmentLine associated with this summary object.</p>
TotalAmtWithTax	<p><b>Type</b> currency</p> <p><b>Properties</b> Filter, Nillable, Sort</p> <p><b>Description</b> Total amount of the adjustment, inclusive of tax. This amount is equal to Amount + TotalTaxAmount.  This field is available in API version 49.0 and later.</p>
TotalTaxAmount	<p><b>Type</b> currency</p> <p><b>Properties</b> Filter, Nillable, Sort</p> <p><b>Description</b> Tax on the Amount.</p>

## SEE ALSO:

[OrderItemAdjustmentLineItem](#)[OrderItemSummary](#)[OrderItemTaxLineItemSummary](#)

## OrderItemSummary

---

Represents the current properties and state of a product or charge on an OrderSummary. Corresponds to one or more order item objects, consisting of an original object and any change objects applicable to it. This object is available in API version 48.0 and later.

## Supported Calls

`create()`, `delete()`, `describeLayout()`, `describeSObjects()`, `getDeleted()`, `getUpdated()`, `query()`, `retrieve()`, `undelete()`, `update()`, `upsert()`

## Special Access Rules

This object is only available in Salesforce Order Management orgs or if the B2B Commerce on Lightning Experience license is enabled.

## Fields

Field	Details
AdjustedLineAmount	<p><b>Type</b> currency</p> <p><b>Properties</b> Filter, Nillable, Sort</p> <p><b>Description</b> Total, including adjustments but not tax, of the OrderItemSummary.</p>
AdjustedLineAmtWithTax	<p><b>Type</b> currency</p> <p><b>Properties</b> Filter, Nillable, Sort</p> <p><b>Description</b> Total price of the OrderItemSummary, inclusive of adjustments and tax. This amount is equal to AdjustedLineAmount + TotalAdjustedLineTaxAmount.  This field is available in API version 49.0 and later.</p>
CurrencyIsoCode	<p><b>Type</b> picklist</p> <p><b>Properties</b> Defaulted on create, Filter, Group, Restricted picklist, Sort</p> <p><b>Description</b> ISO code for the currency of the OrderSummary associated with the OrderItemSummary. The default value is USD.  Possible values are:</p> <ul style="list-style-type: none"> <li>• DKK—Danish Krone</li> <li>• EUR—Euro</li> <li>• GBP—British Pound</li> <li>• USD—U.S. Dollar</li> </ul> <p>This field is available in API version 49.0 and later.</p>

Field	Details
Description	<p><b>Type</b> string</p> <p><b>Properties</b> Create, Filter, Group, Nillable, Sort, Update</p> <p><b>Description</b> Description of the OrderItemSummary. This field can be edited.</p>
EndDate	<p><b>Type</b> date</p> <p><b>Properties</b> Filter, Group, Nillable, Sort</p> <p><b>Description</b> End date of the OrderItemSummary.  If the <code>OrderLifeCycleType</code> field on the associated OrderSummary is set to UNMANAGED, then users with the Edit Unmanaged Order Summaries or B2B Commerce Integrator user permission can modify this field.</p>
GrossUnitPrice	<p><b>Type</b> currency</p> <p><b>Properties</b> Filter, Nillable, Sort</p> <p><b>Description</b> Unit price, including tax, of the OrderItemSummary. This value is equal to UnitPrice + the amount of tax on the UnitPrice.  If the <code>OrderLifeCycleType</code> field on the associated OrderSummary is set to UNMANAGED, then users with the Edit Unmanaged Order Summaries or B2B Commerce Integrator user permission can modify this field.  This field is available in API version 49.0 and later.</p>
LineNumber	<p><b>Type</b> int</p> <p><b>Properties</b> Filter, Group, Nillable, Sort</p> <p><b>Description</b> The order line number assigned to this OrderItemSummary. For example, if this object is the third in the displayed list of OrderItemSummaries belonging to the OrderSummary, this value is 3.  If the <code>OrderLifeCycleType</code> field on the associated OrderSummary is set to UNMANAGED, then users with the Edit Unmanaged Order Summaries or B2B Commerce Integrator user permission can modify this field.</p>

Field	Details
ListPrice	<p><b>Type</b> currency</p> <p><b>Properties</b> Filter, Nillable, Sort</p> <p><b>Description</b> List price of the product represented by this OrderItemSummary.  If the <code>OrderLifeCycleType</code> field on the associated OrderSummary is set to UNMANAGED, then users with the Edit Unmanaged Order Summaries or B2B Commerce Integrator user permission can modify this field.</p>
Name	<p><b>Type</b> string</p> <p><b>Properties</b> Create, Filter, Group, idLookup, Sort, Update</p> <p><b>Description</b> Name of the OrderItemSummary.</p>
OrderDeliveryGroupSummaryId	<p><b>Type</b> reference</p> <p><b>Properties</b> Filter, Group, Sort</p> <p><b>Description</b> ID of the OrderDeliveryGroupSummary to which this object belongs.</p>
OrderSummaryId	<p><b>Type</b> reference</p> <p><b>Properties</b> Filter, Group, Sort</p> <p><b>Description</b> ID of the OrderSummary to which this object belongs.</p>
OriginalOrderItemId	<p><b>Type</b> reference</p> <p><b>Properties</b> Filter, Group, Sort</p> <p><b>Description</b> ID of the original order item associated with this summary object.</p>
Product2Id	<p><b>Type</b> reference</p>



Field	Details
	<p><b>Properties</b> Filter, Group, Sort</p> <p><b>Description</b> ID of the product represented by this OrderItemSummary.</p>
ProductCode	<p><b>Type</b> string</p> <p><b>Properties</b> Filter, Group, Nillable, Sort</p> <p><b>Description</b> Product code of the product represented by this OrderItemSummary.</p>
Quantity	<p><b>Type</b> double</p> <p><b>Properties</b> Filter, Sort</p> <p><b>Description</b> Current total quantity of products represented by this order item summary. Equal to QuantityOrdered minus (QuantityCanceled and QuantityReturned).  If the OrderLifeCycleType field on the associated OrderSummary is set to UNMANAGED, then users with the Edit Unmanaged Order Summaries or B2B Commerce Integrator user permission can modify this field.</p>
QuantityAllocated	<p><b>Type</b> double</p> <p><b>Properties</b> Filter, Sort</p> <p><b>Description</b> Allocated quantity on this order item summary. This quantity is associated with one or more FulfillmentOrderLineItems.  If the OrderLifeCycleType field on the associated OrderSummary is set to UNMANAGED, then users with the Edit Unmanaged Order Summaries or B2B Commerce Integrator user permission can modify this field.</p>
QuantityAvailableToCancel	<p><b>Type</b> double</p> <p><b>Properties</b> Filter, Nillable, Sort</p> <p><b>Description</b> Quantity that can still be canceled on this OrderItemSummary. Equal to QuantityOrdered minus (QuantityCanceled and QuantityAllocated). This value duplicates QuantityAvailableToFulfill.</p>

Field	Details
QuantityAvailableToFulfill	<p><b>Type</b> double</p> <p><b>Properties</b> Filter, Nillable, Sort</p> <p><b>Description</b> Quantity available to be fulfilled on this OrderItemSummary. Equal to QuantityOrdered minus (QuantityCanceled and QuantityAllocated). This value duplicates QuantityAvailableToCancel.</p>
QuantityAvailableToReturn	<p><b>Type</b> double</p> <p><b>Properties</b> Filter, Nillable, Sort</p> <p><b>Description</b> Quantity available to be returned on this OrderItemSummary. Equal to QuantityFulfilled minus QuantityReturnInitiated.</p>
QuantityCanceled	<p><b>Type</b> double</p> <p><b>Properties</b> Filter, Sort</p> <p><b>Description</b> Canceled quantity on this OrderItemSummary.  If the <code>OrderLifeCycleType</code> field on the associated OrderSummary is set to UNMANAGED, then users with the Edit Unmanaged Order Summaries or B2B Commerce Integrator user permission can modify this field.</p>
QuantityFulfilled	<p><b>Type</b> double</p> <p><b>Properties</b> Filter, Sort</p> <p><b>Description</b> Fulfilled quantity on this OrderItemSummary. This quantity can no longer be canceled.  If the <code>OrderLifeCycleType</code> field on the associated OrderSummary is set to UNMANAGED, then users with the Edit Unmanaged Order Summaries or B2B Commerce Integrator user permission can modify this field.</p>
QuantityNetOrdered	<p><b>Type</b> double</p> <p><b>Properties</b> Filter, Nillable, Sort</p>

Field	Details
	<p><b>Description</b> Quantity available to be allocated on this OrderItemSummary. Equal to QuantityOrdered minus QuantityCanceled.</p>
QuantityOrdered	<p><b>Type</b> double</p> <p><b>Properties</b> Filter, Sort</p> <p><b>Description</b> Ordered quantity on this OrderItemSummary. It includes the originally ordered quantity plus any quantity added to the order later.  If the OrderLifeCycleType field on the associated OrderSummary is set to UNMANAGED, then users with the Edit Unmanaged Order Summaries or B2B Commerce Integrator user permission can modify this field.</p>
QuantityReturned	<p><b>Type</b> double</p> <p><b>Properties</b> Filter, Sort</p> <p><b>Description</b> Returned quantity on this OrderItemSummary.  If the OrderLifeCycleType field on the associated OrderSummary is set to UNMANAGED, then users with the Edit Unmanaged Order Summaries or B2B Commerce Integrator user permission can modify this field.</p>
QuantityReturnInitiated	<p><b>Type</b> double</p> <p><b>Properties</b> Filter, Sort</p> <p><b>Description</b> Quantity returned or pending return on this OrderItemSummary.  If the OrderLifeCycleType field on the associated OrderSummary is set to UNMANAGED, then users with the Edit Unmanaged Order Summaries or B2B Commerce Integrator user permission can modify this field.</p>
ServiceDate	<p><b>Type</b> date</p> <p><b>Properties</b> Filter, Group, Nillable, Sort</p> <p><b>Description</b> Service or start date of the OrderItemSummary.</p>

Field	Details
	<p>If the <code>OrderLifeCycleType</code> field on the associated <code>OrderSummary</code> is set to <code>UNMANAGED</code>, then users with the <code>Edit Unmanaged Order Summaries</code> or <code>B2B Commerce Integrator</code> user permission can modify this field.</p>
<code>Status</code>	<p><b>Type</b> picklist</p> <p><b>Properties</b> Defaulted on create, Filter, Group, Restricted picklist, Sort</p> <p><b>Description</b> Status of the <code>OrderItemSummary</code>. The default value is <code>ORDERED</code>. Possible values are:</p> <ul style="list-style-type: none"> <li>• <code>ALLOCATED</code>—Allocated</li> <li>• <code>CANCELED</code>—Canceled</li> <li>• <code>FULFILLED</code>—Fulfilled</li> <li>• <code>ORDERED</code>—Ordered</li> <li>• <code>PAID</code>—Paid</li> <li>• <code>PARTIALLYALLOCATED</code>—Partially Allocated</li> <li>• <code>PARTIALLYFULFILLED</code>—Partially Fulfilled</li> <li>• <code>RESHIPPE</code>—Reshipped</li> <li>• <code>RETURNED</code>—Returned</li> </ul>
<code>StockKeepingUnit</code>	<p><b>Type</b> string</p> <p><b>Properties</b> Filter, Group, Nillable, Sort</p> <p><b>Description</b> The stock keeping unit (SKU) of the <code>Product2</code> associated with the <code>OrderItemSummary</code>. This field is available in API version 49.0 and later.</p>
<code>TotalAdjustedLineTaxAmount</code>	<p><b>Type</b> currency</p> <p><b>Properties</b> Filter, Nillable, Sort</p> <p><b>Description</b> Tax on the <code>AdjustedLineAmount</code>.</p>
<code>TotalAdjustmentAmount</code>	<p><b>Type</b> currency</p> <p><b>Properties</b> Filter, Nillable, Sort</p>

Field	Details
	<p><b>Description</b> Total of all price adjustments applied to this OrderItemSummary.</p>
TotalAdjustmentAmtWithTax	<p><b>Type</b> currency</p> <p><b>Properties</b> Filter, Nillable, Sort</p> <p><b>Description</b> Total amount of all price adjustments applied to this OrderItemSummary, inclusive of tax. This amount is equal to TotalAdjustmentAmount + TotalAdjustmentTaxAmount.  This field is available in API version 49.0 and later.</p>
TotalAdjustmentDistAmount	<p><b>Type</b> currency</p> <p><b>Properties</b> Filter, Nillable, Sort</p> <p><b>Description</b> Total of all order-level price adjustments applied to this OrderItemSummary. This value includes OrderItemAdjustmentLineSummaries that belong to OrderAdjustmentGroupSummaries of type Header.</p>
TotalAdjustmentDistAmtWithTax	<p><b>Type</b> currency</p> <p><b>Properties</b> Filter, Nillable, Sort</p> <p><b>Description</b> Total amount of the order-level price adjustments applied to this OrderItemSummary, inclusive of tax. This amount is equal to TotalAdjustmentDistAmount + TotalAdjustmentDistTaxAmount.  This field is available in API version 49.0 and later.</p>
TotalAdjustmentDistTaxAmount	<p><b>Type</b> currency</p> <p><b>Properties</b> Filter, Nillable, Sort</p> <p><b>Description</b> Tax on the TotalAdjustmentDistAmount.</p>
TotalAdjustmentTaxAmount	<p><b>Type</b> currency</p> <p><b>Properties</b> Filter, Nillable, Sort</p>

Field	Details
	<p><b>Description</b> Tax on the TotalAdjustmentAmount.</p>
TotalAmtWithTax	<p><b>Type</b> currency</p> <p><b>Properties</b> Filter, Nillable, Sort</p> <p><b>Description</b> Total price of the OrderItemSummary, inclusive of tax. This amount is equal to TotalPrice + TotalTaxAmount.  This field is available in API version 49.0 and later.</p>
TotalLineAdjustmentAmount	<p><b>Type</b> currency</p> <p><b>Properties</b> Filter, Nillable, Sort</p> <p><b>Description</b> Total of all non-order-level price adjustments applied to this OrderItemSummary. This value includes OrderItemAdjustmentLineSummaries that don't belong to an OrderAdjustmentGroupSummary, or that belong to an OrderAdjustmentGroupSummary of type SplitLine.</p>
TotalLineAdjustmentAmtWithTax	<p><b>Type</b> currency</p> <p><b>Properties</b> Filter, Nillable, Sort</p> <p><b>Description</b> Total of all non-order-level price adjustments applied to this OrderItemSummary, inclusive of tax. This amount is equal to TotalLineAdjustmentAmount + TotalLineAdjustmentTaxAmount.  This field is available in API version 49.0 and later.</p>
TotalLineAdjustmentTaxAmount	<p><b>Type</b> currency</p> <p><b>Properties</b> Filter, Nillable, Sort</p> <p><b>Description</b> Tax on the TotalLineAdjustmentAmount.</p>
TotalLineAmount	<p><b>Type</b> currency</p>

Field	Details
	<p><b>Properties</b> Filter, Nillable, Sort</p> <p><b>Description</b> Total, not including adjustments or tax, of the OrderItemSummary.</p> <p>If the <code>OrderLifeCycleType</code> field on the associated OrderSummary is set to UNMANAGED, then users with the Edit Unmanaged Order Summaries or B2B Commerce Integrator user permission can modify this field.</p>
TotalLineAmountWithTax	<p><b>Type</b> currency</p> <p><b>Properties</b> Filter, Nillable, Sort</p> <p><b>Description</b> Total unadjusted amount of the OrderItemSummary, inclusive of tax. This amount is equal to TotalLineAmount + TotalLineTaxAmount.</p> <p>This field is available in API version 49.0 and later.</p>
TotalLineTaxAmount	<p><b>Type</b> currency</p> <p><b>Properties</b> Filter, Nillable, Sort</p> <p><b>Description</b> Tax on the TotalLineAmount.</p>
TotalPrice	<p><b>Type</b> currency</p> <p><b>Properties</b> Filter, Nillable, Sort</p> <p><b>Description</b> Total, including adjustments but not tax, of the OrderItemSummary.</p>
TotalTaxAmount	<p><b>Type</b> currency</p> <p><b>Properties</b> Filter, Nillable, Sort</p> <p><b>Description</b> Tax on the TotalPrice.</p>
Type	<p><b>Type</b> picklist</p>

Field	Details
	<p><b>Properties</b> Filter, Group, Nillable, Restricted picklist, Sort</p> <p><b>Description</b> Type of the OrderItemSummary. Delivery Charge indicates that the OrderItemSummary represents a delivery charge. Order Product indicates that it represents any other type of product, service, or charge. Each type corresponds to one type code, shown here in parentheses.</p> <p>Possible values are:</p> <ul style="list-style-type: none"> <li>• Delivery Charge (Charge)</li> <li>• Order Product (Product)</li> </ul> <p>If the OrderLifeCycleType field on the associated OrderSummary is set to UNMANAGED, then users with the Edit Unmanaged Order Summaries or B2B Commerce Integrator user permission can modify this field.</p>
TypeCode	<p><b>Type</b> picklist</p> <p><b>Properties</b> Filter, Group, Nillable, Restricted picklist, Sort</p> <p><b>Description</b> Type code of the OrderItemSummary. Charge indicates that the OrderItemSummary represents a delivery charge. Product indicates that it represents any other type of product, service, or charge.</p> <p>Possible values are:</p> <ul style="list-style-type: none"> <li>• Charge</li> <li>• Product</li> </ul> <p>If the OrderLifeCycleType field on the associated OrderSummary is set to UNMANAGED, then users with the Edit Unmanaged Order Summaries or B2B Commerce Integrator user permission can modify this field.</p>
UnitPrice	<p><b>Type</b> currency</p> <p><b>Properties</b> Filter, Nillable, Sort</p> <p><b>Description</b> Unit price of the product represented by the OrderItemSummary.</p>



Field	Details
	If the <code>OrderLifecycleType</code> field on the associated <code>OrderSummary</code> is set to <code>UNMANAGED</code> , then users with the <code>Edit Unmanaged Order Summaries</code> or <code>B2B Commerce Integrator</code> user permission can modify this field.

## SEE ALSO:

[FulfillmentOrderLineItem](#)[OrderItem](#)[OrderItemAdjustmentLineSummary](#)[OrderItemTaxLineItemSummary](#)[OrderSummary](#)

## OrderItemSummaryChange

---

Represents a change to an `OrderItemSummary`, usually a reduction in quantity due to a cancel or return. Corresponds to a change order item. This object is available in API version 48.0 and later.

This object is used for calculations and doesn't have a default record page.

## Supported Calls

`delete()`, `describeLayout()`, `describeSObjects()`, `getDeleted()`, `getUpdated()`, `query()`, `retrieve()`

## Special Access Rules

This object is only available in Salesforce Order Management orgs.

## Fields

Field	Details
<code>ChangeOrderItemId</code>	<p><b>Type</b> reference</p> <p><b>Properties</b> Filter, Group, Sort</p> <p><b>Description</b> ID of the associated change order item.</p>
<code>ChangeType</code>	<p><b>Type</b> picklist</p> <p><b>Properties</b> Filter, Group, Restricted picklist, Sort</p>

Field	Details
	<p><b>Description</b></p> <p>Type of change represented by the OrderItemSummaryChange.</p> <p>Possible values are:</p> <ul style="list-style-type: none"> <li>• Cancel</li> <li>• DeliveryChargeAdjustment</li> <li>• ProductAdjustment</li> <li>• Return</li> </ul>
CurrencyIsoCode	<p><b>Type</b></p> <p>picklist</p> <p><b>Properties</b></p> <p>Defaulted on create, Filter, Group, Restricted picklist, Sort</p> <p><b>Description</b></p> <p>ISO code for the currency of the OrderSummary associated with the OrderItemSummaryChange. The default value is USD.</p> <p>Possible values are:</p> <ul style="list-style-type: none"> <li>• DKK—Danish Krone</li> <li>• EUR—Euro</li> <li>• GBP—British Pound</li> <li>• USD—U.S. Dollar</li> </ul> <p>This field is available in API version 49.0 and later.</p>
IsPreFulfillment	<p><b>Type</b></p> <p>boolean</p> <p><b>Properties</b></p> <p>Defaulted on create, Filter, Group, Sort</p> <p><b>Description</b></p> <p>Indicates whether the change occurs before the OrderItemSummary has been fulfilled.</p>
OrderItemSummary ChangeNumber	<p><b>Type</b></p> <p>string</p> <p><b>Properties</b></p> <p>Autonumber, Defaulted on create, Filter, idLookup, Sort</p> <p><b>Description</b></p> <p>ID of the OrderItemSummaryChange.</p>
OrderItemSummaryId	<p><b>Type</b></p> <p>reference</p> <p><b>Properties</b></p> <p>Filter, Group, Sort</p>

Field	Details
	<p><b>Description</b> ID of the OrderItemSummary to which the change applies.</p>
OrderSummaryId	<p><b>Type</b> reference</p> <p><b>Properties</b> Filter, Group, Sort</p> <p><b>Description</b> ID of the OrderSummary to which the associated OrderItemSummary belongs.</p>
Reason	<p><b>Type</b> picklist</p> <p><b>Properties</b> Defaulted on create, Filter, Group, Sort</p> <p><b>Description</b> Reason for the change. You can customize this list. The list has one default value:</p> <ul style="list-style-type: none"> <li>Unknown</li> </ul>

SEE ALSO:

[OrderItem](#)

[OrderItemSummary](#)

## OrderItemTaxLineItem

The tax amount that has been applied to an order item. This object is available in API version 48.0 and later.

### Supported Calls

`create()`, `delete()`, `describeLayout()`, `describeSObjects()`, `getDeleted()`, `getUpdated()`, `query()`, `retrieve()`, `update()`, `upsert()`

### Special Access Rules

To access Commerce Orders entities, your org must have a Salesforce Order Management license. Commerce Orders entities are available only in Lightning Experience.

## Fields

Field	Details
Amount	<p><b>Type</b> currency</p> <p><b>Properties</b> Create, Filter, Sort, Update</p> <p><b>Description</b> The total amount of the tax line.</p>
Description	<p><b>Type</b> textarea</p> <p><b>Properties</b> Create, Nillable, Update</p> <p><b>Description</b> Users can add a custom description to the record to provide additional detail.</p>
Name	<p><b>Type</b> string</p> <p><b>Properties</b> Create, Filter, Group, idLookup, Sort, Update</p> <p><b>Description</b> Name of the tax line.</p>
OrderId	<p><b>Type</b> reference</p> <p><b>Properties</b> Filter, Group, Nillable, Sort</p> <p><b>Description</b> ID of the parent order for the order item related to the tax line</p>
OrderItemAdjustmentLineItemId	<p><b>Type</b> reference</p> <p><b>Properties</b> Create, Filter, Group, Nillable, Sort, Update</p> <p><b>Description</b> The order item adjustment line item that the tax line applies to.</p>
OrderItemId	<p><b>Type</b> reference</p> <p><b>Properties</b> Create, Filter, Group, Sort</p>

Field	Details
	<p><b>Description</b> The order item that the tax line applies to.</p>
Rate	<p><b>Type</b> percent</p> <p><b>Properties</b> Create, Filter, Nillable, Sort, Update</p> <p><b>Description</b> The percentage value of the tax. Null if the tax is a flat amount.</p>
RelatedTaxLineItemId	<p><b>Type</b> reference</p> <p><b>Properties</b> Filter, Group, Nillable, Sort</p> <p><b>Description</b> The original order item tax line. Useful for reference in change order scenarios.</p>
TaxEffectiveDate	<p><b>Type</b> date</p> <p><b>Properties</b> Create, Filter, Group, Sort, Update</p> <p><b>Description</b> The date used to calculate the effective tax rate.</p>
Type	<p><b>Type</b> picklist</p> <p><b>Properties</b> Create, Filter, Group, Restricted picklist, Sort, Update</p> <p><b>Description</b> Shows whether the amount on the tax line is an estimate or the final calculated amount. Doesn't set a value by default. Users can define automation to set and change the value as needed.</p> <p>Possible values are:</p> <ul style="list-style-type: none"> <li>• Actual</li> <li>• Estimated</li> </ul>

## OrderItemTaxLineItemSummary

---

Represents the current tax on an OrderItemSummary or OrderItemAdjustmentLineSummary. Corresponds to one or more order item tax line items, consisting of an original object and any change objects applicable to it. This object is available in API version 48.0 and later.

### Supported Calls

`delete()`, `describeLayout()`, `describeSObjects()`, `getDeleted()`, `getUpdated()`, `query()`, `retrieve()`, `undelete()`, `update()`

### Special Access Rules

This object is only available in Salesforce Order Management orgs or if the B2B Commerce on Lightning Experience license is enabled.

### Fields

Field	Details
Amount	<p><b>Type</b> currency</p> <p><b>Properties</b> Filter, Sort</p> <p><b>Description</b> Amount of tax represented by the OrderItemTaxLineItemSummary.</p> <p>If the <code>OrderLifeCycleType</code> field on the associated OrderSummary is set to UNMANAGED, then users with the Edit Unmanaged Order Summaries or B2B Commerce Integrator user permission can modify this field.</p>
CurrencyIsoCode	<p><b>Type</b> picklist</p> <p><b>Properties</b> Defaulted on create, Filter, Group, Restricted picklist, Sort</p> <p><b>Description</b> ISO code for the currency of the OrderSummary associated with the OrderItemTaxLineItemSummary. The default value is USD.</p> <p>Possible values are:</p> <ul style="list-style-type: none"> <li>• DKK—Danish Krone</li> <li>• EUR—Euro</li> <li>• GBP—British Pound</li> <li>• USD—U.S. Dollar</li> </ul> <p>This field is available in API version 49.0 and later.</p>

Field	Details
Description	<p><b>Type</b> textarea</p> <p><b>Properties</b> Nillable, Update</p> <p><b>Description</b> Description of the OrderItemTaxLineItemSummary. This field can be edited.</p>
Name	<p><b>Type</b> string</p> <p><b>Properties</b> Filter, Group, idLookup, Sort, Update</p> <p><b>Description</b> Name of the OrderItemTaxLineItemSummary.</p>
OrderItemAdjustmentLineSummaryId	<p><b>Type</b> reference</p> <p><b>Properties</b> Filter, Group, Nillable, Sort</p> <p><b>Description</b> If this object represents tax on an adjustment, this value is the ID of the OrderItemAdjustmentLineSummary to which the tax applies. If this value is null, the adjustment applies to an OrderItemSummary.</p>
OrderItemSummaryId	<p><b>Type</b> reference</p> <p><b>Properties</b> Filter, Group, Sort</p> <p><b>Description</b> If this object represents tax on an OrderItemSummary, this value is the ID of that OrderItemSummary. If this object represents tax on an adjustment, this value is the ID of the OrderItemSummary to which the adjustment applies.</p>
OrderSummaryId	<p><b>Type</b> reference</p> <p><b>Properties</b> Filter, Group, Sort</p> <p><b>Description</b> ID of the OrderSummary that the associated OrderItemSummary or OrderItemAdjustmentLineSummary belongs to.</p>

Field	Details
OriginalOrderItemTaxLineItemId	<p><b>Type</b> reference</p> <p><b>Properties</b> Filter, Group, Sort</p> <p><b>Description</b> ID of the original order item tax line item associated with this summary object.</p>
Rate	<p><b>Type</b> percent</p> <p><b>Properties</b> Filter, Nillable, Sort</p> <p><b>Description</b> Tax rate used to calculate the Amount.  If the <code>OrderLifeCycleType</code> field on the associated OrderSummary is set to UNMANAGED, then users with the Edit Unmanaged Order Summaries or B2B Commerce Integrator user permission can modify this field.</p>
TaxEffectiveDate	<p><b>Type</b> date</p> <p><b>Properties</b> Filter, Group, Sort</p> <p><b>Description</b> Date on which the Amount was calculated. Important due to tax rate changes over time.  If the <code>OrderLifeCycleType</code> field on the associated OrderSummary is set to UNMANAGED, then users with the Edit Unmanaged Order Summaries or B2B Commerce Integrator user permission can modify this field.</p>
Type	<p><b>Type</b> picklist</p> <p><b>Properties</b> Filter, Group, Restricted picklist, Sort</p> <p><b>Description</b> Indicates whether the Amount is actual or estimated.  Possible values are:</p> <ul style="list-style-type: none"> <li>• Actual</li> <li>• Estimated</li> </ul>



Field	Details
	If the <code>OrderLifeCycleType</code> field on the associated <code>OrderSummary</code> is set to <code>UNMANAGED</code> , then users with the <code>Edit Unmanaged Order Summaries</code> or <code>B2B Commerce Integrator</code> user permission can modify this field.

## SEE ALSO:

[FulfillmentOrderItemTax](#)[OrderItemAdjustmentLineSummary](#)[OrderItemSummary](#)[OrderItemTaxLineItem](#)

## OrderOwnerSharingRule

Represents a rule which determines order sharing access for the order's owners.



**Note:** To enable access to this object for your org, contact Salesforce customer support. However, we recommend that you instead use Metadata API to programmatically update owner sharing rules because it triggers automatic sharing rule recalculation. The [SharingRules](#) Metadata API type is enabled for all orgs.

## Supported Calls

`create()`, `delete()`, `describeSObjects()`, `getDeleted()`, `getUpdated()`, `query()`, `retrieve()`, `update()`, `upsert()`

## Special Access Rules

Customer Portal users can't access this object.

## Fields

Field	Details
<code>CreatedById</code>	<p><b>Type</b> reference</p> <p><b>Properties</b> Defaulted on create, Filter, Group, Sort</p> <p><b>Description</b> ID of the creator of the order owner sharing rule.</p>
<code>CreatedDate</code>	<p><b>Type</b> dateTime</p> <p><b>Properties</b> Defaulted on create, Filter, Sort</p>

Field	Details
	<p><b>Description</b> Date when the order owner sharing rule was created.</p>
Description	<p><b>Type</b> string</p> <p><b>Properties</b> Create, Filter, Nillable, Sort, Update</p> <p><b>Description</b> Description of the order owner sharing rule. Maximum length is 1,000 characters.</p>
DeveloperName	<p><b>Type</b> string</p> <p><b>Properties</b> Create, Filter, Group, Nillable, Sort, Update</p> <p><b>Description</b> Name of the developer of the order owner sharing rule.</p>
GroupId	<p><b>Type</b> reference</p> <p><b>Properties</b> Create, Filter, Group, Sort</p> <p><b>Description</b> ID of the group whose orders are shared.</p>
Id	<p><b>Type</b> ID</p> <p><b>Properties</b> Defaulted on create, Filter, Group, idLookup, Sort</p> <p><b>Description</b> ID of the order owner sharing rule.</p>
LastModifiedById	<p><b>Type</b> reference</p> <p><b>Properties</b> Defaulted on create, Filter, Group, Sort</p> <p><b>Description</b> ID of the user who last modified the order owner sharing rule.</p>
LastModifiedDate	<p><b>Type</b> dateTime</p> <p><b>Properties</b> Defaulted on create, Filter, Sort</p>

Field	Details
	<p><b>Description</b> Date when the order owner sharing rule was last modified.</p>
Name	<p><b>Type</b> string</p> <p><b>Properties</b> Create, Filter, Group, idLookup, Namefield, Sort, Update</p> <p><b>Description</b> Name of the order owner sharing rule. Maximum length is 80 characters.</p>
OrderAccessLevel	<p><b>Type</b> picklist</p> <p><b>Properties</b> Create, Filter, Group, Restricted picklist, Sort, Update</p> <p><b>Description</b> Access level for the order owner sharing rule.</p>
SystemModstamp	<p><b>Type</b> dateTime</p> <p><b>Properties</b> Defaulted on create, Filter, Sort</p> <p><b>Description</b> System modification time for the order owner sharing rule.</p>
UserOrGroupId	<p><b>Type</b> reference</p> <p><b>Properties</b> Create, Filter, Group, Sort</p> <p><b>Description</b> ID of the user or group with whom order access is shared.</p>

## Usage

Use this object to manage the sharing rules for orders. For example, the following code creates an order owner sharing rule between two public groups, which can also contain portal users.

```
OrderOwnerSharingRule rule = new OrderOwnerSharingRule();
rule.setName("RuleName"); // Set the sharing rule name
rule.setDeveloperName("RuleDeveloperName"); // Set the sharing rule developer name
rule.setGroupId("00Gx000000000000"); // Set the group of users to share records from
rule.setUserOrGroupId("00Gx000000000001"); // Set the group of users to share records to
```

```
rule.setOrderAccessLevel("Edit");
connection.create(rule);
```

SEE ALSO:

[Metadata API Developer Guide: Sharing Rules](#)

## OrderPaymentSummary

---

Represents the current properties and state of payments using a single payment method that are applied to one OrderSummary. This object is available in API version 48.0 and later.

Unlike most summary objects, an OrderPaymentSummary is not related to a similarly named order payment object. Instead, it combines values from multiple payment objects that use the same payment method and apply to the same OrderSummary.

### Supported Calls

`create()`, `delete()`, `describeLayout()`, `describeSObjects()`, `getDeleted()`, `getUpdated()`, `query()`, `retrieve()`, `search()`, `undelete()`, `update()`, `upsert()`

### Special Access Rules

This object is only available in Salesforce Order Management orgs or if the B2B Commerce on Lightning Experience license is enabled.

### Fields

Field	Details
AuthorizationAmount	<p><b>Type</b> currency</p> <p><b>Properties</b> Filter, Nillable, Sort</p> <p><b>Description</b> Amount of the OrderPaymentSummary that has been authorized.</p>
AuthorizationReversalAmount	<p><b>Type</b> currency</p> <p><b>Properties</b> Filter, Nillable, Sort</p> <p><b>Description</b> Amount of the AuthorizationAmount that has been reversed.</p>
AvailableToCaptureAmount	<p><b>Type</b> currency</p>

Field	Details
	<p><b>Properties</b> Filter, Nillable, Sort</p> <p><b>Description</b> Amount of the OrderPaymentSummary that is available to be captured. Equal to AuthorizationAmount minus (CapturedAmount and PendingCaptureAmount and PendingReverseAuthAmount).</p>
AvailableToRefundAmount	<p><b>Type</b> currency</p> <p><b>Properties</b> Filter, Nillable, Sort</p> <p><b>Description</b> Amount of the OrderPaymentSummary that is available to be refunded. Equal to CapturedAmount minus (RefundedAmount and PendingCaptureAmount and PendingRefundAmount).</p>
BalanceAmount	<p><b>Type</b> currency</p> <p><b>Properties</b> Filter, Nillable, Sort</p> <p><b>Description</b> Total balance of all payments associated with this summary object.</p>
CapturedAmount	<p><b>Type</b> currency</p> <p><b>Properties</b> Filter, Nillable, Sort</p> <p><b>Description</b> Amount of the OrderPaymentSummary that has been captured.</p>
CurrencyIsoCode	<p><b>Type</b> picklist</p> <p><b>Properties</b> Create, Defaulted on create, Filter, Group, Nillable, Restricted picklist, Sort, Update</p> <p><b>Description</b> Available only for orgs with the multicurrency feature enabled. Contains the ISO code for the currency of the OrderSummary associated with the OrderPaymentSummary. Order Management APIs and actions that create an OrderPaymentSummary for an OrderSummary set this value. The default value is USD.</p> <p>Possible values are:</p> <ul style="list-style-type: none"> <li>• DKK—Danish Krone</li> <li>• EUR—Euro</li> </ul>

Field	Details
	<ul style="list-style-type: none"><li>• GBP—British Pound</li><li>• USD—U.S. Dollar</li></ul> <p>This field is available in API version 49.0 and later.</p>
FullName	<p><b>Type</b> string</p> <p><b>Properties</b> Create, Filter, Group, Nillable, Sort, Update</p> <p><b>Description</b> The full name of the payment method user.</p>
LastPaymentGatewayLogId	<p><b>Type</b> reference</p> <p><b>Properties</b> Filter, Group, Nillable, Sort</p> <p><b>Description</b> ID of the most recent payment gateway log associated with the OrderPaymentSummary.</p>
LastPaymentGatewayMessage	<p><b>Type</b> string</p> <p><b>Properties</b> Create, Filter, Nillable, Sort, Update</p> <p><b>Description</b> The most recent message received from the payment gateway associated with the OrderPaymentSummary.</p>
LastReferencedDate	<p><b>Type</b> dateTime</p> <p><b>Properties</b> Filter, Nillable, Sort</p> <p><b>Description</b> Timestamp for when the current user last viewed a record related to this record. This field is available in API version 49.0 and later.</p>
LastViewedDate	<p><b>Type</b> dateTime</p> <p><b>Properties</b> Filter, Nillable, Sort</p> <p><b>Description</b> Timestamp for when the current user last viewed this record. A null value can mean that this record has only been referenced (LastReferencedDate) and not viewed.</p>

Field	Details
	This field is available in API version 49.0 and later.
Method	<p><b>Type</b> string</p> <p><b>Properties</b> Create, Filter, Group, idLookup, Sort, Update</p> <p><b>Description</b> Name of the OrderPaymentSummary.</p>
OrderSummaryId	<p><b>Type</b> reference</p> <p><b>Properties</b> Filter, Group, Sort</p> <p><b>Description</b> ID of the OrderSummary associated with the OrderPaymentSummary.</p>
OwnerId	<p><b>Type</b> reference</p> <p><b>Properties</b> Create, Defaulted on create, Filter, Group, Sort, Update</p> <p><b>Description</b> The ID of the user who currently owns this OrderPaymentSummary. Default value is the user logged in to the API to perform the create.</p>
PaymentMethodId	<p><b>Type</b> reference</p> <p><b>Properties</b> Filter, Group, Nillable, Sort</p> <p><b>Description</b> ID of the payment method associated with this OrderPaymentSummary.</p>
PendingAuthorizationAmount	<p><b>Type</b> currency</p> <p><b>Properties</b> Filter, Nillable, Sort</p> <p><b>Description</b> Amount of the OrderPaymentSummary that is pending authorization.</p>
PendingCaptureAmount	<p><b>Type</b> currency</p> <p><b>Properties</b> Filter, Nillable, Sort</p>

Field	Details
	<p><b>Description</b> Amount of the OrderPaymentSummary that is pending capture.</p>
PendingRefundAmount	<p><b>Type</b> currency</p> <p><b>Properties</b> Filter, Nillable, Sort</p> <p><b>Description</b> Amount of the OrderPaymentSummary that is pending refund.</p>
PendingReverseAuth Amount	<p><b>Type</b> currency</p> <p><b>Properties</b> Filter, Nillable, Sort</p> <p><b>Description</b> Amount of the AuthorizationAmount that is pending reversal.</p>
RefundedAmount	<p><b>Type</b> currency</p> <p><b>Properties</b> Filter, Nillable, Sort</p> <p><b>Description</b> Amount of the OrderPaymentSummary that has been refunded.</p>
Type	<p><b>Type</b> string</p> <p><b>Properties</b> Filter, Group, Sort</p> <p><b>Description</b> The payment method type associated with the OrderPaymentSummary. For example, <i>visa</i>, <i>mastercard</i>, <i>check</i>, or <i>giftcard</i>.</p>

## SEE ALSO:

[OrderSummary](#)  
[Payment](#)  
[PaymentAuthorization](#)  
[PaymentMethod](#)



# OrderSummary

---

Represents the current properties and state of an order. Corresponds to one or more order objects, consisting of an original object and any change objects applicable to it. This object is available in API version 48.0 and later.

## Supported Calls

`create()`, `delete()`, `describeLayout()`, `describeSObjects()`, `getDeleted()`, `getUpdated()`, `query()`, `retrieve()`, `search()`, `undelete()`, `update()`, `upsert()`

## Special Access Rules

This object is only available in Salesforce Order Management orgs or if the B2B Commerce on Lightning Experience license is enabled.

## Fields

Field	Details
AccountId	<p><b>Type</b> reference</p> <p><b>Properties</b> Filter, Group, Nillable, Sort</p> <p><b>Description</b> ID of the account or person account associated with the OrderSummary. It represents the shopper in the storefront.</p> <p>If the <code>OrderLifeCycleType</code> field on the associated OrderSummary is set to UNMANAGED, then users with the Edit Unmanaged Order Summaries or B2B Commerce Integrator user permission can modify this field.</p>
BillingAddress	<p><b>Type</b> address</p> <p><b>Properties</b> Filter, Nillable</p> <p><b>Description</b> Billing address associated with the OrderSummary.</p> <p>If the <code>OrderLifeCycleType</code> field on the associated OrderSummary is set to UNMANAGED, then users with the Edit Unmanaged Order Summaries or B2B Commerce Integrator user permission can modify this field.</p>
BillingCity	<p><b>Type</b> string</p> <p><b>Properties</b> Create, Filter, Group, Nillable, Sort, Update</p>

Field	Details
	<p><b>Description</b> Billing address city.</p>
BillingCountry	<p><b>Type</b> string</p> <p><b>Properties</b> Create, Filter, Group, Nillable, Sort, Update</p> <p><b>Description</b> Billing address country.</p>
BillingEmailAddress	<p><b>Type</b> email</p> <p><b>Properties</b> Create, Filter, Group, Nillable, Sort, Update</p> <p><b>Description</b> Email address on the billing address.</p>
BillingGeocodeAccuracy	<p><b>Type</b> picklist</p> <p><b>Properties</b> Create, Filter, Group, Nillable, Restricted picklist, Sort, Update</p> <p><b>Description</b> The accuracy of the geocode for the billing address. Possible values are:</p> <ul style="list-style-type: none"> <li>• Address</li> <li>• Block</li> <li>• City</li> <li>• County</li> <li>• ExtendedZip</li> <li>• NearAddress</li> <li>• Neighborhood</li> <li>• State</li> <li>• Street</li> <li>• Unknown</li> <li>• Zip</li> </ul>
BillingLatitude	<p><b>Type</b> double</p> <p><b>Properties</b> Create, Filter, Nillable, Sort, Update</p>

Field	Details
	<p><b>Description</b> Used with BillingLongitude to specify the precise geolocation of the billing address. Acceptable values are numbers between –90 and 90 with up to 15 decimal places.</p>
BillingLongitude	<p><b>Type</b> double</p> <p><b>Properties</b> Create, Filter, Nillable, Sort, Update</p> <p><b>Description</b> Used with BillingLatitude to specify the precise geolocation of the billing address. Acceptable values are numbers between –90 and 90 with up to 15 decimal places.</p>
BillingPhoneNumber	<p><b>Type</b> phone</p> <p><b>Properties</b> Create, Filter, Group, Nillable, Sort, Update</p> <p><b>Description</b> Phone number of the billing address.</p>
BillingPostalCode	<p><b>Type</b> string</p> <p><b>Properties</b> Create, Filter, Group, Nillable, Sort, Update</p> <p><b>Description</b> Billing address postal code.</p>
BillingState	<p><b>Type</b> string</p> <p><b>Properties</b> Create, Filter, Group, Nillable, Sort, Update</p> <p><b>Description</b> Billing address state.</p>
BillingStreet	<p><b>Type</b> textarea</p> <p><b>Properties</b> Create, Filter, Group, Nillable, Sort, Update</p> <p><b>Description</b> Billing address street.</p>
BillToContactId	<p><b>Type</b> reference</p>

Field	Details
	<p><b>Properties</b> Create, Filter, Group, Nillable, Sort</p> <p><b>Description</b> ID of the Contact associated with the OrderSummary. It represents the shopper in the storefront when not using person accounts.</p> <p>If the <code>OrderLifeCycleType</code> field is set to UNMANAGED, then users with the Edit Unmanaged Order Summaries or B2B Commerce Integrator user permission can modify this field.</p> <p>This field is available in API version 49.0 and later.</p>
ChangeOrderId	<p><b>Type</b> reference</p> <p><b>Properties</b> Filter, Group, Nillable, Sort</p> <p><b>Description</b> Reserved for future use.</p>
CurrencyIsoCode	<p><b>Type</b> picklist</p> <p><b>Properties</b> Create, Defaulted on create, Filter, Group, Nillable, Restricted picklist, Sort, Update</p> <p><b>Description</b> Available only for orgs with the multicurrency feature enabled. Contains the ISO code for the currency of the original Order associated with the OrderSummary. The default value is USD.</p> <p>Possible values are:</p> <ul style="list-style-type: none"> <li>• DKK—Danish Krone</li> <li>• EUR—Euro</li> <li>• GBP—British Pound</li> <li>• USD—U.S. Dollar</li> </ul> <p>This field is available in API version 49.0 and later.</p>
Description	<p><b>Type</b> textarea</p> <p><b>Properties</b> Create, Nillable, Update</p> <p><b>Description</b> Description of the OrderSummary.</p> <p>This field can be edited.</p>

Field	Details
GrandTotalAmount	<p><b>Type</b> currency</p> <p><b>Properties</b> Filter, Nillable, Sort</p> <p><b>Description</b> Total amount, including adjustments and tax, of the OrderSummary.</p>
LastReferencedDate	<p><b>Type</b> dateTime</p> <p><b>Properties</b> Filter, Nillable, Sort</p> <p><b>Description</b> The timestamp for when the current user last viewed a record related to this record.</p>
LastViewedDate	<p><b>Type</b> dateTime</p> <p><b>Properties</b> Filter, Nillable, Sort</p> <p><b>Description</b> The timestamp for when the current user last viewed this record. A null value can mean that this record has only been referenced (LastReferencedDate) and not viewed.</p>
OrderedDate	<p><b>Type</b> dateTime</p> <p><b>Properties</b> Filter, Nillable, Sort</p> <p><b>Description</b> Date of the original order associated with this OrderSummary.  If the <code>OrderLifeCycleType</code> field on the associated OrderSummary is set to UNMANAGED, then users with the Edit Unmanaged Order Summaries or B2B Commerce Integrator user permission can modify this field.</p>
OrderLifeCycleType	<p><b>Type</b> picklist</p> <p><b>Properties</b> Filter, Group, Restricted picklist, Sort</p> <p><b>Description</b> Specifies whether the OrderSummary is managed by Salesforce Order Management (MANAGED) or by an external system (UNMANAGED). An unmanaged OrderSummary is stored in Salesforce for reference purposes.</p> <ul style="list-style-type: none"> <li>Some Order Management APIs reject input records that are associated with unmanaged OrderSummaries.</li> </ul>

Field	Details
	<ul style="list-style-type: none"> <li>Order Management does not update financial bucket fields on some records that are associated with unmanaged OrderSummaries.</li> <li>A user with the EditUnmanagedOrderSummaries or B2BCommerceIntegrator permission can edit certain fields on objects related to unmanaged OrderSummaries that are normally only accessible via APIs.</li> </ul> <p>Possible values are:</p> <ul style="list-style-type: none"> <li>MANAGED—Managed</li> <li>UNMANAGED—Unmanaged</li> </ul> <p>This field is available in API version 49.0 and later.</p>
OrderNumber	<p><b>Type</b> string</p> <p><b>Properties</b> Create, Filter, Group, idLookup, Sort, Update</p> <p><b>Description</b> Name of the OrderSummary.</p>
OriginalOrderId	<p><b>Type</b> reference</p> <p><b>Properties</b> Filter, Group, Sort</p> <p><b>Description</b> ID of the original order associated with this OrderSummary.</p>
OwnerId	<p><b>Type</b> reference</p> <p><b>Properties</b> Create, Defaulted on create, Filter, Group, Sort, Update</p> <p><b>Description</b> The ID of the user who currently owns this OrderSummary. Default value is the user logged in to the API to perform the create.</p>
PoNumber	<p><b>Type</b> string</p> <p><b>Properties</b> Create, Filter, Group, Nillable, Sort, Update</p> <p><b>Description</b> Purchase order number associated with this OrderSummary.</p> <p>If the <code>OrderLifeCycleType</code> field on the associated OrderSummary is set to UNMANAGED, then users with the Edit Unmanaged Order Summaries or B2B Commerce Integrator user permission can modify this field.</p>

Field	Details
SalesChannelId	<p><b>Type</b> reference</p> <p><b>Properties</b> Filter, Group, Nillable, Sort</p> <p><b>Description</b> ID of the SalesChannel associated with this OrderSummary.  If the <code>OrderLifeCycleType</code> field on the associated OrderSummary is set to UNMANAGED, then users with the Edit Unmanaged Order Summaries or B2B Commerce Integrator user permission can modify this field.</p>
SalesStoreId	<p><b>Type</b> reference</p> <p><b>Properties</b> Filter, Group, Nillable, Sort</p> <p><b>Description</b> ID of the RetailStore or WebStore associated with this OrderSummary.  If the <code>OrderLifeCycleType</code> field on the associated OrderSummary is set to UNMANAGED, then users with the Edit Unmanaged Order Summaries or B2B Commerce Integrator user permission can modify this field.  This field is only available in Salesforce B2B Commerce orgs.</p>
Status	<p><b>Type</b> picklist</p> <p><b>Properties</b> Create, Defaulted on create, Filter, Group, Nillable, Sort, Update</p> <p><b>Description</b> Status of the order summary. Unlike the Status and Status Category fields on the order and FulfillmentOrder objects, this field is optional.  We recommend that you use the same values in this picklist that you use in the Status picklist for the order object.</p>
TaxLocaleType	<p><b>Type</b> picklist</p> <p><b>Properties</b> Filter, Group, Nillable, Restricted picklist, Sort</p> <p><b>Description</b> The system used to handle tax on the original Order associated with the OrderSummary. Gross usually applies to taxes like value-added tax (VAT), and Net usually applies to taxes like sales tax.  Possible values are:</p> <ul style="list-style-type: none"> <li>• <code>GROSS</code> (displays most prices and taxes as combined values)</li> </ul>

Field	Details
	<ul style="list-style-type: none"> <li>• Net (displays most prices and taxes as separate values)</li> </ul> <p>If the <code>OrderLifeCycleType</code> field on the associated OrderSummary is set to UNMANAGED, then users with the Edit Unmanaged Order Summaries or B2B Commerce Integrator user permission can modify this field.</p> <p>This field is available in API version 49.0 and later.</p>
TotalAdjDeliveryAmtWithTax	<p><b>Type</b> currency</p> <p><b>Properties</b> Filter, Nillable, Sort</p> <p><b>Description</b> Total amount of all OrderItemSummaries of type code Charge belonging to this OrderSummary, inclusive of adjustments and tax. This amount is equal to TotalAdjustedDeliveryAmount + TotalAdjustedDeliveryTaxAmount.</p> <p>This field is available in API version 49.0 and later.</p>
TotalAdjDistAmount	<p><b>Type</b> currency</p> <p><b>Properties</b> Filter, Nillable, Sort</p> <p><b>Description</b> Total of distributed adjustments applied to OrderItemSummaries belonging to this OrderSummary. This amount is equal to TotalProductAdjDistAmount plus TotalDeliveryAdjDistAmount.</p>
TotalAdjDistAmountWithTax	<p><b>Type</b> currency</p> <p><b>Properties</b> Filter, Nillable, Sort</p> <p><b>Description</b> Total of distributed adjustments applied to OrderItemSummaries belonging to this OrderSummary, inclusive of tax. This amount is equal to TotalAdjDistAmount plus TotalAdjDistTaxAmount.</p> <p>This field is available in API version 49.0 and later.</p>
TotalAdjDistTaxAmount	<p><b>Type</b> currency</p> <p><b>Properties</b> Filter, Nillable, Sort</p> <p><b>Description</b> Tax on the TotalAdjDistAmount.</p>



Field	Details
TotalAdjProduct AmtWithTax	<p><b>Type</b> currency</p> <p><b>Properties</b> Filter, Nillable, Sort</p> <p><b>Description</b> Total amount of all OrderItemSummaries of type code Product belonging to this OrderSummary, inclusive of adjustments and tax. This amount is equal to TotalAdjustedProductAmount plus TotalAdjustedProductTaxAmount.  This field is available in API version 49.0 and later.</p>
TotalAdjusted DeliveryAmount	<p><b>Type</b> currency</p> <p><b>Properties</b> Filter, Nillable, Sort</p> <p><b>Description</b> Total, including adjustments but not tax, of all OrderItemSummaries of type code Charge belonging to this OrderSummary.</p>
TotalAdjusted DeliveryTaxAmount	<p><b>Type</b> currency</p> <p><b>Properties</b> Filter, Nillable, Sort</p> <p><b>Description</b> Tax on the TotalAdjustedDeliveryAmount.</p>
TotalAdjustedProduct Amount	<p><b>Type</b> currency</p> <p><b>Properties</b> Filter, Nillable, Sort</p> <p><b>Description</b> Total, including adjustments but not tax, of all OrderItemSummaries of type code Product belonging to this OrderSummary.</p>
TotalAdjustedProduct TaxAmount	<p><b>Type</b> currency</p> <p><b>Properties</b> Filter, Nillable, Sort</p> <p><b>Description</b> Tax on the TotalAdjustedProductAmount.</p>
TotalAmount	<p><b>Type</b> currency</p>

Field	Details
	<p><b>Properties</b> Filter, Nillable, Sort</p> <p><b>Description</b> Total, including adjustments but not tax, of all OrderItemSummaries belonging to this OrderSummary. Equal to TotalAdjustedProductAmount plus TotalAdjustedDeliveryAmount.</p>
TotalDeliveryAdjDistAmount	<p><b>Type</b> currency</p> <p><b>Properties</b> Filter, Nillable, Sort</p> <p><b>Description</b> Total of all order-level price adjustments applied to OrderItemSummaries of type code Charge belonging to this OrderSummary. This value includes OrderItemAdjustmentLineSummaries that belong to OrderAdjustmentGroupSummaries of type Header.</p>
TotalDeliveryAdjDistAmtWithTax	<p><b>Type</b> currency</p> <p><b>Properties</b> Filter, Nillable, Sort</p> <p><b>Description</b> Total of all order-level price adjustments applied to OrderItemSummaries of type code Charge belonging to this OrderSummary, inclusive of tax. This value includes OrderItemAdjustmentLineSummaries that belong to OrderAdjustmentGroupSummaries of type Header. It is equal to TotalDeliveryAdjDistAmount + TotalDeliveryAdjDistTaxAmount. This field is available in API version 49.0 and later.</p>
TotalDeliveryAdjDistTaxAmount	<p><b>Type</b> currency</p> <p><b>Properties</b> Filter, Nillable, Sort</p> <p><b>Description</b> Tax on the TotalDeliveryAdjDistAmount.</p>
TotalProductAdjDistAmount	<p><b>Type</b> currency</p> <p><b>Properties</b> Filter, Nillable, Sort</p> <p><b>Description</b> Total of all order-level price adjustments applied to OrderItemSummaries of type code Product belonging to this OrderSummary. This value includes OrderItemAdjustmentLineSummaries that belong to OrderAdjustmentGroupSummaries of type Header.</p>

Field	Details
TotalProductAdjDistAmtWithTax	<p><b>Type</b> currency</p> <p><b>Properties</b> Filter, Nillable, Sort</p> <p><b>Description</b> Total of all order-level price adjustments applied to OrderItemSummaries of type code Product belonging to this OrderSummary, inclusive of tax. This value includes OrderItemAdjustmentLineSummaries that belong to OrderAdjustmentGroupSummaries of type Header. It is equal to TotalProductAdjDistAmount + TotalProductAdjDistTaxAmount. This field is available in API version 49.0 and later.</p>
TotalProductAdjDistTaxAmount	<p><b>Type</b> currency</p> <p><b>Properties</b> Filter, Nillable, Sort</p> <p><b>Description</b> Tax on the TotalProductAdjDistAmount.</p>
TotalTaxAmount	<p><b>Type</b> currency</p> <p><b>Properties</b> Filter, Nillable, Sort</p> <p><b>Description</b> Total tax on all OrderItemSummaries belonging to this OrderSummary. Equal to TotalAdjustedDeliveryTaxAmount plus TotalAdjustedProductTaxAmount.</p>

## SEE ALSO:

[FulfillmentOrder](#)  
[Order](#)  
[OrderItemSummary](#)  
[OrderPaymentSummary](#)  
[SalesChannel](#)

## Organization

---

Represents key configuration information for an organization.

## Supported Calls

`describeSObjects()`, `getDeleted()`, `getUpdated()`, `query()`, `retrieve()`, `update()`

Executing a SOQL SELECT query returns the value of fields in this object, but no value is visible for some of the fields.

## Special Access Rules

Customer Portal users can't access this object.

## Fields

Field	Details
Address (beta)	<p><b>Type</b> address</p> <p><b>Properties</b> Filter, Nillable</p> <p><b>Description</b> The compound form of the address. Read-only. See <a href="#">Address Compound Fields</a> for details on compound address fields.</p>
AllowsSelfServiceLogin	<p><b>Type</b> boolean</p> <p><b>Properties</b> Defaulted on create, Filter, Update</p> <p><b>Description</b> Indicates whether the organization allows Self-Service login (<code>true</code>) or not (<code>false</code>).</p>
City	<p><b>Type</b> string</p> <p><b>Properties</b> Filter, Group, Nillable, Sort, Update</p> <p><b>Description</b> Name of the city for the organization's address.</p>
ComplianceBccEmail	<p><b>Type</b> email</p> <p><b>Properties</b> Filter, Group, Nillable, Sort</p> <p><b>Description</b> Email address for compliance blind carbon copies. Limit: 80 characters.</p>
Country	<p><b>Type</b> string</p>

Field	Details
CountryCode	<p><b>Properties</b> Filter, Group, Nillable, Sort</p> <p><b>Description</b> Name of the country for the organization's address. Limit: 80 characters.</p>
DailyWebToCaseCount	<p><b>Type</b> picklist</p> <p><b>Properties</b> Create, Filter, Group, Nillable, Sort, Update</p> <p><b>Description</b> The ISO country code for the organization's address.</p>
DailyWebToCaseLimit	<p><b>Type</b> int</p> <p><b>Properties</b> Filter, Nillable</p> <p><b>Description</b> The number of web form submissions that have been converted to cases for the day.</p>
DailyWebToLeadCount	<p><b>Type</b> int</p> <p><b>Properties</b> Filter, Nillable</p> <p><b>Description</b> The maximum number of web form submissions that can be converted to cases per day.</p>
DailyWebToLeadLimit	<p><b>Type</b> int</p> <p><b>Properties</b> Filter, Nillable</p> <p><b>Description</b> The number of web form submission that have been converted to leads for the day</p>

Field	Details
	<p><b>Description</b></p> <p>The maximum number of web form submissions that can be converted to leads per day.</p>
DefaultAccountAccess	<p><b>Type</b></p> <p>picklist</p> <p><b>Properties</b></p> <p>Filter, Group, Nillable, Restricted picklist, Sort</p> <p><b>Description</b></p> <p>In API version 10.0 and later, represents the default access level for accounts, contracts, and assets. The possible values are:</p> <ul style="list-style-type: none"> <li>• None</li> <li>• Read</li> <li>• Edit</li> <li>• ControlledByLeadOrContact</li> <li>• ControlledByCampaign</li> </ul> <p>In versions before 10.0, DefaultAccountAndContactAccess represented this value.</p>
DefaultAccountAndContactAccess	<p><b>Type</b></p> <p>picklist</p> <p><b>Properties</b></p> <p>Filter, Nillable, Restricted picklist</p> <p><b>Description</b></p> <p>Default access level for accounts, contacts, contracts, and assets. This field is supported for backward compatibility only and is not available in API version 10.0 or later. In version 10.0 and later, use either DefaultAccountAccess or DefaultContactAccess.</p>
DefaultCalendarAccess	<p><b>Type</b></p> <p>picklist</p> <p><b>Properties</b></p> <p>Defaulted on create, Filter, Group, Nillable, Restricted picklist, Sort</p> <p><b>Description</b></p> <p>Default access level for calendars. The possible values are listed, followed by the user interface labels in parentheses:</p> <ul style="list-style-type: none"> <li>• HideDetails (Hide Details)</li> <li>• HideDetailsInsert (Hide Details and Add Events)</li> <li>• ShowDetails (Show Details)</li> </ul>

Field	Details
	<ul style="list-style-type: none"> <li>• ShowDetailsInsert (Show Details and Add Events)</li> <li>• AllowEdits (Full Access)</li> </ul>
DefaultCampaignAccess	<p><b>Type</b> picklist</p> <p><b>Properties</b> Filter, Group, Nillable, Restricted picklist, Sort</p> <p><b>Description</b> Default access level for campaigns. The possible values are:</p> <ul style="list-style-type: none"> <li>• None</li> <li>• Read</li> <li>• Edit</li> <li>• All</li> </ul>
DefaultCaseAccess	<p><b>Type</b> picklist</p> <p><b>Properties</b> Filter, Group, Nillable, Restricted picklist, Sort</p> <p><b>Description</b> Default access level for cases. The possible values are:</p> <ul style="list-style-type: none"> <li>• None</li> <li>• Read</li> <li>• Edit</li> <li>• ReadEditTransfer</li> </ul>
DefaultContactAccess	<p><b>Type</b> picklist</p> <p><b>Properties</b> Filter, Group, Nillable, Restricted picklist, Sort</p> <p><b>Description</b> Default access level for contacts. The possible values are:</p> <ul style="list-style-type: none"> <li>• None</li> <li>• Read</li> <li>• Edit</li> <li>• ControlledByParent</li> </ul> <p>In versions before 10.0, DefaultAccountAndContactAccess represented this value.</p>

Field	Details
	<p> <b>Note:</b> When <code>DefaultContactAccess</code> is set to “Controlled by Parent,” you can’t update the <code>ContactAccessLevel</code> field.</p>
<p><code>DefaultLeadAccess</code></p>	<p><b>Type</b> picklist</p> <p><b>Properties</b> Filter, Group, Nillable, Restricted picklist, Sort</p> <p><b>Description</b> Default access level for leads. The possible values are:</p> <ul style="list-style-type: none"> <li>• <code>NoneRead</code></li> <li>• <code>Edit</code></li> <li>• <code>ReadEditTransfer</code></li> </ul>
<p><code>DefaultLocaleSidKey</code></p>	<p><b>Type</b> picklist</p> <p><b>Properties</b> Filter, Group, Restricted picklist, Sort, Update</p> <p><b>Description</b> Default locale SID key.</p>
<p><code>DefaultOpportunityAccess</code></p>	<p><b>Type</b> picklist</p> <p><b>Properties</b> Filter, Group, Nillable, Restricted picklist, Sort</p> <p><b>Description</b> Default access level for opportunities. The possible values are:</p> <ul style="list-style-type: none"> <li>• <code>None</code></li> <li>• <code>Read</code></li> <li>• <code>Edit</code></li> <li>• <code>ControlledByLeadOrContact</code></li> <li>• <code>ControlledByCampaign</code></li> </ul>
<p><code>DefaultPricebookAccess</code></p>	<p><b>Type</b> picklist</p> <p><b>Properties</b> Filter, Group, Nillable, Restricted picklist, Sort</p> <p><b>Description</b> Default access level for price books. The possible values are listed, followed by the user interface labels in parentheses:</p> <ul style="list-style-type: none"> <li>• <code>None</code> (No access)</li> </ul>



Field	Details
DefaultTerritoryAccountAccess	<ul style="list-style-type: none"> <li>• Read (Read only)</li> <li>• ReadSelect (Use)</li> </ul> <hr/> <p><b>Type</b> picklist</p> <p><b>Properties</b> Filter, Group, Nillable, Sort</p> <p><b>Description</b> Default access level for accounts in territories. The possible values are:</p> <ul style="list-style-type: none"> <li>• Read</li> <li>• Edit</li> <li>• All</li> </ul>
DefaultTerritoryCaseAccess	<p><b>Type</b> picklist</p> <p><b>Properties</b> Filter, Group, Nillable, Sort</p> <p><b>Description</b> Default access level for cases associated with accounts in territories. The possible values are:</p> <ul style="list-style-type: none"> <li>• None</li> <li>• Read</li> <li>• Edit</li> <li>• ControlledByLeadOrContact</li> <li>• ControlledByCampaign</li> </ul>
DefaultTerritoryContactAccess	<p><b>Type</b> picklist</p> <p><b>Properties</b> Filter, Group, Nillable, Sort</p> <p><b>Description</b> Default access level for contacts associated with accounts in territories. The possible values are:</p> <ul style="list-style-type: none"> <li>• NoneRead</li> <li>• Edit</li> <li>• ControlledByLeadOrContact</li> <li>• ControlledByCampaign</li> </ul> <p> <b>Note:</b> When DefaultContactAccess is set to "Controlled by Parent" you can't update this field.</p>

Field	Details
DefaultTerritoryOppAccess	<p><b>Type</b> picklist</p> <p><b>Properties</b> Filter, Group, Nillable, Sort</p> <p><b>Description</b> Default access level for opportunities in territories. Valid values:</p> <ul style="list-style-type: none"> <li>• NoneRead</li> <li>• Edit</li> <li>• ControlledByLeadOrContact</li> <li>• ControlledByCampaign</li> </ul>
Division	<p><b>Type</b> string</p> <p><b>Properties</b> Filter, Nillable, Update</p> <p><b>Description</b> The name of the division for this organization. This field is not related to the Division object.</p>
Fax	<p><b>Type</b> phone</p> <p><b>Properties</b> Filter, Group, Nillable, Sort, Update</p> <p><b>Description</b> Fax number. Limit: 40 characters.</p>
FiscalYearStartMonth	<p><b>Type</b> int</p> <p><b>Properties</b> Filter, Group, Nillable, Sort</p> <p><b>Description</b> Number that corresponds to the month that this organization's fiscal year starts.</p>
HomepageHtml	<p><b>Type</b> textarea</p> <p><b>Properties</b> Nillable, Update</p>

Field	Details
	<p><b>Description</b> The Home tab custom links and company message for this organization.</p>
InstanceName	<p><b>Type</b> string</p> <p><b>Properties</b> Filter, Group, Nillable, Sort</p> <p><b>Description</b> Read-only. The name of the instance. Available in API version 31.0 or later.</p>
IsSandbox	<p><b>Type</b> boolean</p> <p><b>Properties</b> Defaulted on create, Filter, Group, Sort</p> <p><b>Description</b> Read-only. Indicates whether the current organization is a sandbox (<code>true</code>) or production (<code>false</code>) instance. Available in API version 31.0 or later.</p>
LanguageLocaleKey	<p><b>Type</b> picklist</p> <p><b>Properties</b> Filter, Group, Restricted picklist, Sort, Update</p> <p><b>Description</b> The same as <code>Language</code>, the two-to-five character code which represents the language and locale ISO code. This controls the language for labels displayed in an application.</p>
LastWebToCaseDate	<p><b>Type</b> dateTime</p> <p><b>Properties</b> Filter, Nillable</p> <p><b>Description</b> The last date that a web form submission was converted to a case.</p>
LastWebToLeadDate	<p><b>Type</b> dateTime</p> <p><b>Properties</b> Filter, Nillable</p>

Field	Details
	<p><b>Description</b> The last date that a web form submission was converted to a lead.</p>
Latitude	<p><b>Type</b> double</p> <p><b>Properties</b> Create, Filter, Nillable, Sort, Update</p> <p><b>Description</b> Used with <code>Longitude</code> to specify the precise geolocation of an address. Acceptable values are numbers between –90 and 90 up to 15 decimal places. For details on geolocation compound fields, see <a href="#">Compound Field Considerations and Limitations</a>.</p>
Longitude	<p><b>Type</b> double</p> <p><b>Properties</b> Create, Filter, Nillable, Sort, Update</p> <p><b>Description</b> Used with <code>Latitude</code> to specify the precise geolocation of an address. Acceptable values are numbers between –180 and 180 up to 15 decimal places. For details on geolocation compound fields, see <a href="#">Compound Field Considerations and Limitations</a>.</p>
MaxActionsPerRule	<p><b>Type</b> int</p> <p><b>Properties</b> Filter, Nillable</p> <p><b>Description</b> Maximum number of actions per workflow, assignment, escalation, and auto-response rules. This field is unavailable in version 15.0 and later.</p>
MaxRulesPerEntity	<p><b>Type</b> int</p> <p><b>Properties</b> Filter, Nillable</p> <p><b>Description</b> Maximum number of rules per object, inclusive of workflow, assignment, escalation, and auto-response rules. This field is unavailable in version 15.0 and later.</p>
MonthlyPageViewsEntitlement	<p><b>Type</b> int</p>

Field	Details
	<p><b>Properties</b> Filter, Group, Nillable, Sort</p> <p><b>Description</b> The number of page views allowed for the current calendar month for the sites in your organization. To access this field, Salesforce Sites must be enabled for your organization. This field is generally available in API versions 18.0 and later.</p>
MonthlyPageViewsUsed	<p><b>Type</b> int</p> <p><b>Properties</b> Filter, Group, Nillable, Sort</p> <p><b>Description</b> The number of page views used in the current calendar month for the sites in your organization. To access this field, Salesforce Sites must be enabled for your organization. This field is generally available in API versions 18.0 and later.</p>
Name	<p><b>Type</b> string</p> <p><b>Properties</b> Filter, Group, Sort, Update</p> <p><b>Description</b> The name of the organization.</p>
NamespacePrefix	<p><b>Type</b> string</p> <p><b>Properties</b> Filter, Group, Nillable, Sort</p> <p><b>Description</b> The namespace prefix that is associated with this object. Each Developer Edition org that creates a managed package has a unique namespace prefix. Limit: 15 characters. You can refer to a component in a managed package by using the <b><i>namespacePrefix__componentName</i></b> notation.</p> <p>The namespace prefix can have one of the following values.</p> <ul style="list-style-type: none"> <li>In Developer Edition orgs, <code>NamespacePrefix</code> is set to the namespace prefix of the org for all objects that support it, unless an object is in an installed managed package. In that case, the object has the namespace prefix of the installed managed package. This field's value is the namespace prefix of the Developer Edition org of the package developer.</li> </ul>

Field	Details
	<ul style="list-style-type: none"> <li>In orgs that are not Developer Edition orgs, <code>NamespacePrefix</code> is set only for objects that are part of an installed managed package. All other objects have no namespace prefix.</li> </ul>
OrganizationType	<p><b>Type</b> picklist</p> <p><b>Properties</b> Filter, Group, Nillable, Restricted picklist, Sort</p> <p><b>Description</b> Edition of the organization, for example Enterprise Edition or Unlimited Edition.</p>
Phone	<p><b>Type</b> phone</p> <p><b>Properties</b> Filter, Group, Nillable, Sort, Update</p> <p><b>Description</b> Phone number for the organization.</p>
PostalCode	<p><b>Type</b> string</p> <p><b>Properties</b> Filter, Group, Nillable, Sort, Update</p> <p><b>Description</b> Postal code for the address of the organization. Limit: 20 characters.</p>
PreferencesAutoSelectIndividualOnMerge	<p><b>Type</b> boolean</p> <p><b>Properties</b> Filter, Update</p>
PreferencesEventScheduler	<p><b>Type</b> boolean</p> <p><b>Properties</b> Update</p> <p><b>Description</b> Indicates whether opportunities require products (<code>true</code>) or not (<code>false</code>).</p>
PreferencesRequireOpportunityProducts	<p><b>Type</b> boolean</p>

Field	Details
	<p><b>Properties</b> Filter, Update</p> <p><b>Description</b> Indicates whether opportunities require products (<code>true</code>) or not (<code>false</code>).</p>
<code>PreferencesS1BrowserEnabled</code>	<p><b>Type</b> boolean</p> <p><b>Properties</b> Filter, Update</p> <p><b>Description</b> Indicates whether the Salesforce mobile web is enabled for all users in your organization (<code>true</code>) or is disabled for all users (<code>false</code>).  This field is available in API version 29.0 or later.</p>
<code>PreferencesTerminateOldestSession</code>	<p><b>Type</b> boolean</p> <p><b>Properties</b> Filter, Update</p> <p><b>Description</b> Indicates whether the oldest login session is automatically closed when a policy specifying the maximum number of sessions is triggered.  This field is available in API version 35.0 or later.</p>
<code>PreferencesTransactionSecurityPolicy</code>	<p><b>Type</b> boolean</p> <p><b>Properties</b> Filter, Update</p> <p><b>Description</b> Indicates whether the Transaction Security feature has been enabled.  This field is available in API version 35.0 or later.</p>
<code>PrimaryContact</code>	<p><b>Type</b> string</p> <p><b>Properties</b> Filter, Group, Nillable, Sort, Update</p> <p><b>Description</b> Name of the primary contact for the organization. Limit: 80 characters.</p>

Field	Details
ReceivesAdminInfoEmails	<p><b>Type</b> boolean</p> <p><b>Properties</b> Defaulted on create, Filter, Group, Sort, Update</p> <p><b>Description</b> Indicates whether the organization receives administrator emails (<code>true</code>) or not (<code>false</code>).</p>
ReceivesInfoEmails	<p><b>Type</b> boolean</p> <p><b>Properties</b> Defaulted on create, Filter, Group, Sort, Update</p> <p><b>Description</b> Indicates whether the organization receives informational email from Salesforce (<code>true</code>) or not (<code>false</code>).</p>
SelfServiceCasePlural	<p><b>Type</b> string</p> <p><b>Properties</b> Filter, Nillable, Update</p> <p><b>Description</b> The plural version of the term used to represent the Case object in the Self-Service portal.</p>
SelfServiceCaseSingle	<p><b>Type</b> string</p> <p><b>Properties</b> Filter, Nillable, Update</p> <p><b>Description</b> The singular version of the term used to represent the Case object in the Self-Service portal.</p>
SelfServiceCaseSubmitRecordTypeId	<p><b>Type</b> reference</p> <p><b>Properties</b> Filter, Nillable, Update</p> <p><b>Description</b> The ID of the record type associated with a case submitted via the Self-Service portal.</p>
SelfServiceDefaultCaseOrigin	<p><b>Type</b> string</p>



Field	Details
	<p><b>Properties</b> Filter, Nillable, Update</p> <p><b>Description</b> The default origin of a case submitted via the Self-Service portal.</p>
SelfServiceEmailSenderAddress	<p><b>Type</b> email</p> <p><b>Properties</b> Filter, Nillable, Update</p> <p><b>Description</b> The Self-Service email address from which new Self-Service user and password email messages are sent, such as <code>support@acme.com</code>.</p>
SelfServiceEmailSenderName	<p><b>Type</b> string</p> <p><b>Properties</b> Filter, Nillable, Update</p> <p><b>Description</b> The name associated with the email address in the <code>SelfServiceEmailSenderAddress</code> field, such as <code>Acme Customer Support</code>.</p>
SelfServiceEmailUserOnCaseCreationTemplateId	<p><b>Type</b> reference</p> <p><b>Properties</b> Filter, Nillable, Update</p> <p><b>Description</b> The ID of the email template used when email is sent to a Self-Service user when he or she creates a case.</p>
SelfServiceEnabledForResponseRules	<p><b>Type</b> boolean</p> <p><b>Properties</b> Filter, Nillable, Update</p> <p><b>Description</b> Indicates whether the Self-Service portal is enabled for auto-response rules (<code>true</code>) or not (<code>false</code>).</p>
SelfServiceFeatureConfig	<p><b>Type</b> int</p> <p><b>Properties</b> Filter, Nillable, Update</p>

Field	Details
	<p><b>Description</b> An integer representing the active Self-Service feature configuration for this organization.</p>
SelfServiceLogoutUrl	<p><b>Type</b> url</p> <p><b>Properties</b> Filter, Nillable, Update</p> <p><b>Description</b> The Web page that displays when a Self-Service user logs out of the Self-Service portal.</p>
SelfServiceMaxNumSuggestions	<p><b>Type</b> int</p> <p><b>Properties</b> Filter, Nillable, Update</p> <p><b>Description</b> The maximum number of suggested solutions allowed for a Self-Service case.</p>
SelfServiceNewCommentCheckedByDefault	<p><b>Type</b> boolean</p> <p><b>Properties</b> Defaulted on create, Filter, Update</p> <p><b>Description</b> If <code>true</code>, When a customer notification is automatically sent when a new comment is added to a case.</p>
SelfServiceNewCommentTemplateId	<p><b>Type</b> reference</p> <p><b>Properties</b> Filter, Nillable, Update</p> <p><b>Description</b> The ID of the email template used to send a notification to Self-Service users when a public comment is added to one of their cases.</p>
SelfServiceNewPassTemplateId	<p><b>Type</b> reference</p> <p><b>Properties</b> Filter, Nillable, Update</p>

Field	Details
	<p><b>Description</b> The ID of the email template used when new passwords are generated for Self-Service users.</p>
SelfServiceNewUserTemplateId	<p><b>Type</b> reference</p> <p><b>Properties</b> Filter, Nillable, Update</p> <p><b>Description</b> The ID of the email template used when new Self-Service users are enabled.</p>
SelfServicePageHeight	<p><b>Type</b> int</p> <p><b>Properties</b> Filter, Nillable, Update</p> <p><b>Description</b> The maximum height in pixels of Self-Service pages.</p>
SelfServicePageWidth	<p><b>Type</b> int</p> <p><b>Properties</b> Filter, Nillable, Update</p> <p><b>Description</b> The maximum width in pixels of Self-Service pages.</p>
SelfServiceSelfClosedCaseStatus	<p><b>Type</b> picklist</p> <p><b>Properties</b> Filter, Nillable, Update</p> <p><b>Description</b> The default status for cases closed by Self-Service users.</p>
SelfServiceSolutionCategoryAvailable	<p><b>Type</b> boolean</p> <p><b>Properties</b> Defaulted on create, Filter, Update</p> <p><b>Description</b> Indicates whether solution categories are available in the Self-Service portal (<code>true</code>) or not (<code>false</code>).</p>

Field	Details
SelfServiceSolutionCategoryStartNodeId	<p><b>Type</b> reference</p> <p><b>Properties</b> Filter, Nillable, Update</p> <p><b>Description</b> The ID of the top-level category in the Self-Service portal.</p>
SelfServiceSolutionPlural	<p><b>Type</b> string</p> <p><b>Properties</b> Filter, Nillable, Update</p> <p><b>Description</b> The plural version of the term used to represent the Solution object in the Self-Service portal.</p>
SelfServiceSolutionSingle	<p><b>Type</b> string</p> <p><b>Properties</b> Filter, Nillable, Update</p> <p><b>Description</b> The singular version of the term used to represent the Solution object in the Self-Service portal.</p>
SelfServiceStyleSheetUrl	<p><b>Type</b> url</p> <p><b>Properties</b> Filter, Nillable, Update</p> <p><b>Description</b> The public URL of your organization's Self-Service portal stylesheet.</p>
SelfServiceWelcomePageConfig	<p><b>Type</b> int</p> <p><b>Properties</b> Filter, Nillable, Update</p> <p><b>Description</b> Integer that represents the welcome page configuration for the Self-Service portal.</p>
SelfServiceWelcomeText	<p><b>Type</b> string</p> <p><b>Properties</b> Filter, Nillable, Update</p>

Field	Details
	<p><b>Description</b></p> <p>The custom welcome message displayed at the top of the Self-Service home page when Self-Service users log in. Limit: 32,000 characters.</p>
SignupCountryIsoCode	<p><b>Type</b></p> <p>string</p> <p><b>Properties</b></p> <p>Filter, Group, Nillable, Sort</p> <p><b>Description</b></p> <p>The ISO country code specified by the user for a sign-up request.</p>
State	<p><b>Type</b></p> <p>string</p> <p><b>Properties</b></p> <p>Filter, Group, Nillable, Sort, Update</p> <p><b>Description</b></p> <p>State of the address of the organization. Limit: 80 characters.</p>
StateCode	<p><b>Type</b></p> <p>picklist</p> <p><b>Properties</b></p> <p>Create, Filter, Group, Nillable, Sort, Update</p> <p><b>Description</b></p> <p>The ISO state code for the organization's address.</p>
Street	<p><b>Type</b></p> <p>textarea</p> <p><b>Properties</b></p> <p>Filter, Group, Nillable, Sort, Update</p> <p><b>Description</b></p> <p>Street address for the organization. Limit: 255 characters.</p>
TrialExpirationDate	<p><b>Type</b></p> <p>dateTime</p> <p><b>Properties</b></p> <p>Filter, Nillable, Sort</p> <p><b>Description</b></p> <p>The date that this organization's trial license expires.</p>
TimeZoneSidKey	<p><b>Type</b></p> <p>picklist</p>

Field	Details
	<p><b>Properties</b> Create, Filter, Group, Restricted picklist, Sort, Update</p> <p><b>Description</b> Identifies the default time zone of the organization.</p>
UiSkin	<p><b>Type</b> picklist</p> <p><b>Properties</b> Defaulted on create, Filter, Group, Nillable, Restricted picklist, Sort, Update</p> <p><b>Description</b> The user interface theme selected for the organization.</p>
UsesStartDateAsFiscalYearName	<p><b>Type</b> boolean</p> <p><b>Properties</b> Defaulted on create, Filter, Group, Sort</p> <p><b>Description</b> Indicates whether the calendar year when the fiscal year begins is referred to as the year of the company's fiscal year (<code>true</code>) or not (<code>false</code>). For example, if the fiscal year begins in February 2006, a <code>true</code> value means the fiscal year is FY2006, and a <code>false</code> value means the fiscal year is FY2007.</p>
UsesWebToCase	<p><b>Type</b> boolean</p> <p><b>Properties</b> Filter, Nillable, Update</p> <p><b>Description</b> Indicates whether this organization can use Web-to-Case (<code>true</code>) or not (<code>false</code>).</p>
UsesWebToLead	<p><b>Type</b> boolean</p> <p><b>Properties</b> Filter, Nillable, Update</p> <p><b>Description</b> Indicates whether this organization can use Web-to-Lead (<code>true</code>) or not (<code>false</code>).</p>
WebToCaseAssignedEmailTemplateId	<p><b>Type</b> reference</p>

Field	Details
	<p><b>Properties</b> Filter, Nillable, Update</p> <p><b>Description</b> The ID of the email template used when a new case is assigned to a user via Web-to-Case.</p>
WebToCaseCreatedEmailTemplateId	<p><b>Type</b> reference</p> <p><b>Properties</b> Filter, Nillable, Update</p> <p><b>Description</b> The ID of the email template used when a new case is created via Web-to-Case.</p>
WebToCaseDefaultCreatorId	<p><b>Type</b> reference</p> <p><b>Properties</b> Filter, Nillable, Update</p> <p><b>Description</b> The ID of the user specified as the default creator of cases created via Web-to-Case.</p>
WebToCaseDefaultOrigin	<p><b>Type</b> string</p> <p><b>Properties</b> Filter, Group, Nillable, Sort, Update</p> <p><b>Description</b> The default value for the <b>Case Origin</b> field on cases submitted via Web-to-Case. Limit: 40 characters.</p>

## Usage

Query this object to obtain information about an organization's settings. Only one organization object exists per organization.

SEE ALSO:

[Object Basics](#)

## OrgDeleteRequest

Represents a request to delete a developer edition (DE) org. This object is available in API version 42.0 and later. It is available only in Developer and Database.com editions.

## Supported Calls

`create()`, `describeSObjects()`, `getDeleted()`, `getUpdated()`, `query()`, `retrieve()`

## Fields

Field Name	Details
Name	<p><b>Type</b> string</p> <p><b>Properties</b> Autonumber, Defaulted on create, Filter, idLookup, Sort</p> <p><b>Description</b> The auto-generated ID of this OrgDeleteRequest object.</p>
OwnerId	<p><b>Type</b> reference</p> <p><b>Properties</b> Create, Defaulted on create, Filter, Group, Sort</p> <p><b>Description</b> The ID of the user who initiated the org delete request.</p>
RequestType	<p><b>Type</b> picklist</p> <p><b>Properties</b> Create, Filter, Group, Restricted picklist, Sort</p> <p><b>Description</b> Specifies whether you want to deactivate or reactivate the org. When you deactivate an org, you have 30 days to change your mind and reactivate it. After 30 days, the org is locked, and you must contact Salesforce Customer Support to reactivate it. After 60 days, the org is permanently deleted from Salesforce servers.</p> <p>Valid values:</p> <ul style="list-style-type: none"> <li>• Deactivate</li> <li>• Reactivate</li> </ul>

## Associated Objects

This object has the following associated objects. Unless noted, they are available in the same API version as this object.

### [OrgDeleteRequestOwnerSharingRule](#)

Sharing rules are available for the object.

### [OrgDeleteRequestShare](#)

Sharing is available for the object.



# OrgWideEmailAddress

---

Represents an organization-wide email address for user profiles.

## Supported Calls

`create()`, `delete()`, `describeSObjects()`, `getDeleted()`, `getUpdated()`, `query()`, `retrieve()`, `update()`, `upsert()`

## Special Access Rules

Only users with the View Setup and Configuration permission can access this object.

## Fields

Field	Details
Address	<p><b>Type</b> email</p> <p><b>Properties</b> Create, Filter, Sort, Update</p> <p><b>Description</b> The organization-wide email address.</p>
IsAllowAllProfiles	<p><b>Type</b> boolean</p> <p><b>Properties</b> Create, Defaulted on create, Filter, Group, Sort, Update</p> <p><b>Description</b> If <code>true</code>, any user profile in your organization can use this object. If <code>false</code>, only specified user profiles can use this object when sending email. If you do not have the appropriate user profile, you can't use this object.</p>
DisplayName	<p><b>Type</b> string</p> <p><b>Properties</b> Create, Filter, Sort, Update</p> <p><b>Description</b> The name that is used to identify the sender of the email.</p>

## Usage

This object represents an email alias for user profiles. You can pass in the ID to an `OrgWideEmailAddress` record when calling `sendEmail()` for a `SingleEmailMessage`.

## OutOfOffice

---

Represents a user-set value on a profile that shows when the user intends to be out of the office. This object is available in API version 41.0 and later.

## Supported Calls

`create()`, `delete()`, `query()`, `undelete()`, `upsert()`, `update()`

## Special Access Rules

In Lightning Experience, lets users set a message next to their name in Chatter to show when they plan to be out of the office. The message appears in Lightning Experience, Salesforce Classic, and mobile views. Messages expire automatically after their end date. You can control whether out-of-office functionality is available to your users. Set it up in the Out of Office section in **Setup > Chatter Settings**.

Only internal users can set an out-of-office message.

## Fields

Field Name	Details
EndDate	<p><b>Type</b> dateTime</p> <p><b>Properties</b> Create, Filter, Sort, Update</p> <p><b>Description</b> The date of the last day a person is out of the office. After the message expires, it goes away automatically.</p>
IsEnabled	<p><b>Type</b> boolean</p> <p><b>Properties</b> Create, Defaulted on create</p> <p><b>Description</b> Indicates whether an out-of-office message can be displayed for a user. The default value is <code>true</code>.</p>
Message	<p><b>Type</b> string</p>

Field Name	Details
	<p><b>Properties</b> Create, Filter, Group, Sort, Update</p> <p><b>Description</b> The message portion of the out-of-office message. This text, along with start and end dates, is appended to the user's name in the Salesforce user interface. The maximum length of this string is 40 characters.</p>
StartDate	<p><b>Type</b> dateTime</p> <p><b>Properties</b> Create, Filter, Sort, Update</p> <p><b>Description</b> The date of the first day a person is out of the office.</p>
UserId	<p><b>Type</b> reference</p> <p><b>Properties</b> Create, Filter, Group, Sort</p> <p><b>Description</b> The ID of the user associated with the out-of-office message.</p>

## Usage

- Maximum message length is 40 characters.
- Users can set only their own out-of-office message. An admin can set an out-of-office message for any user.
- The out-of-office message can be set only for internal users.

## OwnedContentDocument

Represents a file owned by a user. This object is available in version 30.0 and later.

## Supported Calls

`describeSObjects()`

## Fields

Field Name	Details
ContentDocumentId	<p><b>Type</b> reference</p>

Field Name	Details
	<p><b>Properties</b> Filter, Group, Nillable, Sort</p> <p><b>Description</b> ID of the document.</p>
ContentSize	<p><b>Type</b> int</p> <p><b>Properties</b> Filter, Group, Nillable, Sort</p> <p><b>Description</b> Size of the document in bytes.</p>
ContentUrl	<p><b>Type</b> url</p> <p><b>Properties</b> Filter, Group, Nillable, Sort</p> <p><b>Description</b> URL for links and Google Docs. This field is set only for links and Google Docs, and is one of the fields that determine the <code>FileType</code>.  This field is available in API version 31.0 and later.</p>
ExternalDataSourceName	<p><b>Type</b> string</p> <p><b>Properties</b> Filter, Group, Nillable, Sort</p> <p><b>Description</b> Name of the external data source in which the document is stored. This field is set only for external documents that are connected to Salesforce.  This field is available in API version 32.0 and later.</p>
ExternalDataSourceType	<p><b>Type</b> picklist</p> <p><b>Properties</b> Filter, Group, Nillable, Restricted picklist, Sort</p> <p><b>Description</b> Type of external data source in which the document is stored. This field is set only for external documents that are connected to Salesforce.  This field is available in API version 35.0 and later.</p>

Field Name	Details
FileExtension	<p><b>Type</b> string</p> <p><b>Properties</b> Filter, Group, Nillable, Sort</p> <p><b>Description</b> File extension of the document. This field is available in API version 31.0 and later.</p>
FileType	<p><b>Type</b> string</p> <p><b>Properties</b> Filter, Group, Nillable, Sort</p> <p><b>Description</b> Type of document, determined by the file extension.</p>
OwnerId	<p><b>Type</b> reference</p> <p><b>Properties</b> Filter, Group, Sort</p> <p><b>Description</b> ID of the owner of the document.</p>
Title	<p><b>Type</b> string</p> <p><b>Properties</b> Filter, Group, idLookup, Sort</p> <p><b>Description</b> Title of the document.</p>

## OwnerChangeOptionInfo

---

Represents default and optional actions that can be performed when a record's owner is changed. Available in API version 35.0 and later, but to query for change owner metadata, use the `OwnerChangeOptionInfo` object in Tooling API instead. For more information, see [OwnerChangeOptionInfo](#) in the Tooling API.

## Supported Calls

`describeSObjects()`, `query()`, `retrieve()`

Use `EntityId` or `DurableId` when querying this object.

# PackageLicense

---

Represents a license for an installed managed package. This object is available in API version 31.0 and later.

## Supported Calls

`query()`, `retrieve()`

## Fields

Field Name	Details
AllowedLicenses	<p><b>Type</b> int</p> <p><b>Properties</b> Filter, Group, Sort</p> <p><b>Description</b> The number of users allowed to use the package.</p>
ExpirationDate	<p><b>Type</b> dateTime</p> <p><b>Properties</b> Filter, Nillable, Sort</p> <p><b>Description</b> The date and time when the package license expires.</p>
NamespacePrefix	<p><b>Type</b> string</p> <p><b>Properties</b> Filter, Group, Sort</p> <p><b>Description</b> The namespace prefix associated with the package.</p>
Status	<p><b>Type</b> picklist</p> <p><b>Properties</b> Filter, Group, Restricted picklist, Sort</p> <p><b>Description</b> The status of the license. Possible values are: <code>Active</code>, <code>Expired</code>, <code>Free</code>, and <code>Trial</code>.</p>
UsedLicenses	<p><b>Type</b> int</p>

Field Name	Details
	<p><b>Properties</b> Filter, Group, Sort</p> <p><b>Description</b> The number of users who have a license to the package.</p>

## Usage

Use this object to determine the number of licenses allowed and in use for a managed package installed in your organization.

The following example demonstrates the use of the API to manage licenses for a package. The example defines an Apex class that does the following.

- Retrieves the PackageLicense record for the specified package (identified by its namespace prefix).
- Defines a function that returns a list of all users with the specified profile.
- Creates a UserPackageLicense record for each user with that profile, which has the effect of assigning a license for the package to all users with that profile.
- Returns an error message if the number of users exceeds the number of available licenses.

```
public class AssignPackageLicense {

    static String PACKAGE_NAMESPACE_PREFIX = 'acme_101';
    static String PROFILE_ID = '00exx000000jz1SAAQ';
    public static String exceptionText {get; set;}

    public AssignPackageLicense() {
        exceptionText = 'Initialized';
    }

    static List<User> getUsersWithProfile(){
        String userQuery = 'SELECT Id FROM User WHERE ProfileId = :PROFILE_ID';
        List<User> matchingUsers = new List<User>();
        matchingUsers = [SELECT Id FROM User WHERE ProfileId = :PROFILE_ID];
        return matchingUsers;
    }

    public static void assignLicenseByProfile() {
        //find the PackageLicense Id
        PackageLicense pl = [SELECT Id, NamespacePrefix, AllowedLicenses, UsedLicenses,
            ExpirationDate, Status FROM PackageLicense WHERE
            NamespacePrefix = :PACKAGE_NAMESPACE_PREFIX];
        System.assert(pl != null, 'PackageLicense cannot be null.');
```

```
List<User> usersToAssignLicenses = getUsersWithProfile();
List<UserPackageLicense> firstUPLs = new List<UserPackageLicense>();

//create a new UserPackageLicense record for each user with the specified profile

for (Integer i = 0; i< usersToAssignLicenses.size(); i++){
    UserPackageLicense upl = new UserPackageLicense();
    upl.PackageLicenseId = pl.Id;
```

```

        upl.UserId = usersToAssignLicenses[i].Id;
        firstUPLs.add(upl);
    }

    try {
        //bulk insert
        insert(firstUPLs);
    } catch(DmlException e) {
        for (Integer i = 0; i < e.getNumDml(); i++) {
            // process exception here
            System.debug(e.getDmlMessage(i));
            String status = e.getDmlStatusCode(i);
            System.debug(status + ' ' + e.getDmlMessage(i));
            if(status.equals('LICENSE_LIMIT_EXCEEDED')){
                exceptionText = 'You tried to assign more licenses than available. '
                    + ' You tried to create '+ firstUPLs.size()+ ' licenses but only have '
                    + (pl.AllowedLicenses - pl.UsedLicenses) + ' licenses free.';
                System.debug(exceptionText);
            }
        }
    }
}
}
}
}

```

## PackagePushError

---

Represents an error encountered during a push request. The number of PackagePushError records created depends on the number of push jobs in the request that result in an error.

## Supported Calls

describeSObjects(), query(), retrieve()

## Fields

Field Name	Details
ErrorDetails	<p><b>Type</b> string</p> <p><b>Properties</b> Nillable, Sort</p> <p><b>Description</b> Explanation of the error.</p>
ErrorMessage	<p><b>Type</b> string</p>



Field Name	Details
	<p><b>Properties</b> Nillable, Sort</p> <p><b>Description</b> The error code that appears in the API.</p>
ErrorSeverity	<p><b>Type</b> picklist</p> <p><b>Properties</b> Filter, Group, Nillable, Restricted picklist, Sort</p> <p><b>Description</b> Valid values are:</p> <ul style="list-style-type: none"> <li>• Error</li> <li>• Warning</li> </ul>
ErrorTitle	<p><b>Type</b> string</p> <p><b>Properties</b> Nillable, Sort</p> <p><b>Description</b> The error message title that appears in the API.</p>
ErrorType	<p><b>Type</b> picklist</p> <p><b>Properties</b> Filter, Group, Nillable, Restricted picklist, Sort</p> <p><b>Description</b> Valid values are:</p> <ul style="list-style-type: none"> <li>• ApexTestFailure</li> <li>• DeployError</li> <li>• FeatureMissing</li> <li>• IneligibleUpgrade</li> <li>• LimitExceeded</li> <li>• LockingFailure</li> <li>• PACErrror</li> <li>• UnclassifiedError</li> </ul>
PackagePushJobId	<p><b>Type</b> reference</p> <p><b>Properties</b> Filter, Group, Nillable, Sort</p>

**Field Name****Details****Description**

Required. The parent push job record ID.

## Usage

Suppose that your push upgrade request wasn't successful due to some of its jobs failing. Let's write some code to find out what those errors were.

This code sample uses the Web Services Connector (WSC).

```
// Retrieves all PackagePushError objects associated with the PackagePushJob with the given
// ID
final String PACKAGE_PUSH_ERROR_QUERY = "Select ErrorMessage, ErrorDetails, ErrorTitle,"
+ " ErrorSeverity, ErrorType from PackagePushError where PackagePushJobId = '%s'";

// job is a PackagePushJob instance
QueryResult queryResult = conn.query(String.format(PACKAGE_PUSH_ERROR_QUERY, job.getId()));

StringBuilder errorMessages = new StringBuilder();
errorMessages.append("Errors for PackagePushJob [").append(job.getId()).append("]:")
    .append("\n");

// There can be multiple PackagePushErrors for a given PackagePushJob
for(SObject r : queryResult.getRecords()) {
    PackagePushError e = (PackagePushError) r;
    errorMessages.append("Title: ").append(e.getErrorTitle()).append("\n");
    errorMessages.append("Severity: ").append(e.getErrorSeverity()).append("\n");
    errorMessages.append("Type: ").append(e.getErrorType()).append("\n");
    errorMessages.append("Message: ").append(e.getErrorMessage()).append("\n");
    errorMessages.append("Details: ").append(e.getErrorDetails()).append("\n");
    errorMessages.append("\n");
}

String errors = errorMessages.toString();
```

## PackagePushJob

Represents an individual push job for upgrading a package in an org from one version to another version. There can be multiple push jobs created for one push request. For example, if you want to upgrade five orgs as part of one push, you have one PackagePushRequest record and five PackagePushJob records.

## Supported Calls

`create()`, `describeSObjects()`, `query()`, `retrieve()`, `update()`, `upsert()`

## Fields

Field Name	Details
PackagePushRequestId	<p><b>Type</b> reference</p> <p><b>Properties</b> Create, Filter, Group, Nillable, Sort, Update</p> <p><b>Description</b> Required. The ID of the parent push request record which must have been created.</p>
Status	<p><b>Type</b> picklist</p> <p><b>Properties</b> Create, Filter, Group, Nillable, Restricted picklist, Sort</p> <p><b>Description</b> The status of the job. Valid values are:</p> <ul style="list-style-type: none"> <li>• Canceled</li> <li>• Created (default)</li> <li>• Failed</li> <li>• In Progress</li> <li>• Pending</li> <li>• Succeeded</li> </ul> <p>Don't specify this value when you create the push job. The default value of <code>Created</code> is used.</p>
SubscriberOrganizationKey	<p><b>Type</b> string</p> <p><b>Properties</b> Create, Filter, Group, Nillable, Sort, Update</p> <p><b>Description</b> Required. The organization key of the org where the package is upgraded. This references <code>orgKey</code> in <code>PackageSubscriber</code>.</p>

## Usage

Suppose that you want to push version 3.4.6 of your package to all orgs. You've already identified the orgs eligible for the upgrade by using `MetadataPackageVersion` and created the push request using `PackagePushRequest`. Now let's write some code to create a push job for each eligible org.

This code sample uses the Web Services Connector (WSC).

```
PackageSubscriber[] subscribers = new PackageSubscriber[];
```

```
// ... populate eligible and desired subscribers

// Create the PackagePushJob array
PackagePushJob[] jobs = new PackagePushJob[subscribers.length];

for (int i = 0; i < subscribers.length; i++) {
    // create a job for each subscriber...
    PackagePushJob job = new PackagePushJob();
    // ... associate it to the PackagePushRequest ppr...
    job.setPackagePushRequestId(ppr.getId());
    // ... and add the orgKey
    job.setSubscriberOrganizationKey(subscribers[i].getOrgKey());
    jobs[i] = job;
}

// Save the jobs
SaveResult[] saveResults = conn.create(jobs);

// Add the newly generated id's to the PackagePushJob objects
for (int i = 0; i < saveResults.length; i++) {
    if (saveResults[i].isSuccess()) {
        jobs[i].setId(saveResults[i].getId());
    }
}
}
```

Or, if you're using REST API, submit a POST request to the PackagePushJob sObject endpoint, as in the following example. SOAP API is also supported. This example returns the push job ID (starting with ODX) that is required to query the status of the job.

```
POST
/services/data/v38.0/objects/packagepushjob/
{
  "PackagePushRequestId" : "ODV...",
  "SubscriberOrganizationKey" : "00DR00..."
}
```

### Checking the Status of a Push Job

To check the job status, simply query the Status field. For example:

```
SELECT Id, Status FROM PackagePushJob WHERE PackagePushRequestId ='ODV...'
```

Here's an example in Java.

```
// Finds the status of the PackagePushJob with the given id
String PACKAGE_PUSH_JOB_STATUS_QUERY = "Select status from PackagePushJob where Id = '%s'";

// job is a PackagePushJob instance
QueryResult queryResult = conn.query(String.format(PACKAGE_PUSH_JOB_STATUS_QUERY,
job.getId()));

// extract the status from the QueryResult
String status = ((PackagePushJob) queryResult.getRecords()[0]).getStatus();

// optionally, update the PackagePushJob instance with the latest status
job.setStatus(status);
```

You can also continuously poll the job status until the job is done. The following Java example polls the status every 10 seconds.

```
// The set of states that indicate a PackagePushJob has completed
final Set<String> TERMINAL_STATES = new HashSet<>();
TERMINAL_STATES.add("Succeeded");
TERMINAL_STATES.add("Failed");
TERMINAL_STATES.add("Canceled");

String status = queryJobStatus(job); // this method returns the status as retrieved in the
previous code sample

// If the status is not one of the completed statuses...
while(!TERMINAL_STATES.contains(status)) {
    Thread.sleep(10 * 1000); // ... wait 10 seconds and try again
    status = queryJobStatus(job);
}
```

## PackagePushRequest

---

Represents the push request for upgrading a package in one or many orgs from one version to another version.

### Supported Calls

`create()`, `describeSObjects()`, `query()`, `retrieve()`, `update()`, `upsert()`

### Fields

Field Name	Details
PackageVersionId	<p><b>Type</b> reference</p> <p><b>Properties</b> Create, Filter, Group, Nillable, Sort, Update</p> <p><b>Description</b> Required. The non-beta, non-deprecated package version that the package is being upgraded to.</p>
ScheduledStartTime	<p><b>Type</b> dateTime</p> <p><b>Properties</b> Create, Filter, Nillable, Sort, Update</p> <p><b>Description</b> The date and time (UTC) at which the push request is processed, in ISO 8601 format. Set this value to the earliest time that you want Salesforce to attempt to start the push. As a best practice, schedule pushes at off-peak hours like 1:00 AM Saturday. If you don't specify a value, the push starts when the package push request's Status is set to Pending.</p>

Field Name	Details
Status	<p><b>Type</b> picklist</p> <p><b>Properties</b> Create, Filter, Group, Nillable, Restricted picklist, Sort, Update</p> <p><b>Description</b> The status of the push. Valid values are:</p> <ul style="list-style-type: none"> <li>• Canceled</li> <li>• Created (default)</li> <li>• Failed</li> <li>• In Progress</li> <li>• Pending</li> <li>• Succeeded</li> </ul> <p>Don't specify this value when you create the push request. The default value of Created is used. Later, change the status to Pending to schedule the push upgrade.</p>

## Usage

Suppose that you want to push version 3.4.6 of your package to all orgs. You've already identified the orgs eligible for the upgrade by using MetadataPackageVersion. Now let's write some code to create a push request, which holds a push job for each eligible org.

This code sample uses the Web Services Connector (WSC).

```
// Create a new PackagePushRequest for the versionId to upgrade to
// (for example, versionId is the "04t..." id of version
// 3.4.6 of the package
PackagePushRequest ppr = new PackagePushRequest();
ppr.setPackageVersionId(versionId);

// Optionally, set the start time of the PackagePushRequest to schedule it to begin
// automatically; scheduledStartTime is a java.util.Calendar instance
ppr.setScheduledStartTime(scheduledStartTime);

// Save the PackagePushRequest
SaveResult[] saveResults = conn.create(new SObject[] { ppr });
if (saveResults[0].isSuccess()) {
    // Add the newly generated Id to the object
    ppr.setId(saveResults[0].getId());
} else {
    for (Error error : saveResults[0].getErrors()) {
        System.out.println(error.getMessage());
    }
}
```

Or, if you're using REST API, submit a POST request to the PackagePushRequest sObject endpoint, as in the following example. SOAP API is also supported.

This example returns the push request ID (starting with ODV) that's required to create push jobs.

```
POST
/services/data/v38.0/subjects/packagepushrequest/
{
  "PackageVersionId" : "04t...",
  "ScheduledStartTime" : "2016-08-24T21:00:00"
}
```

As your next step, create a push job for each eligible subscriber you want to upgrade using PackagePushJob.

### Scheduling the Push Upgrade

To signal that the push upgrade is ready to be processed, change the status of the push request to Pending. If you didn't set a ScheduledStartTime, the push upgrade starts immediately after you change the status.

See the following Java example.

```
// ppr is the PackagePushRequest instance
ppr.setStatus("Pending");
conn.update(new SObject[] { ppr });
```

If you're using REST API, submit a PATCH request to the PackagePushRequest sObject endpoint, as in the following example. SOAP API is also supported.

```
PATCH
/services/data/v38.0/subjects/packagepushrequest/ODV...
{
  "Status" : "Pending"
}
```

### Checking the Status of a Push Request

The PackagePushRequest status is Succeeded if all its associated jobs are successful; it's Failed if at least one job failed.

```
// Finds the status of the PackagePushRequest for a given Id
final String PACKAGE_PUSH_REQUEST_STATUS_QUERY = "Select status from PackagePushRequest"
+
  " where Id = '%s'";

// ppr is a PackagePushRequest instance
QueryResult queryResult = conn.query(String.format(PACKAGE_PUSH_REQUEST_STATUS_QUERY,
  ppr.getId()));

// extract the status from the QueryResult
String status = ((PackagePushRequest) queryResult.getRecords()[0]).getStatus();

// optionally, update the PackagePushRequest instance with the latest status
ppr.setStatus(status);
```

You can also check the status of a job by querying the PackagePushJob's Status field.

### Aborting a Push Request

You can abort a package push request by changing its status to Canceled.

For example, if you're using the REST API, submit a PATCH request to the PackagePushRequest sObject endpoint.

```
PATCH
/services/data/v38.0/subjects/packagepushrequest/ODV...
```

```
{
  "Status" : "Canceled"
}
```

The following example is for Java.

```
// ppr is the PackagePushRequest instance
ppr.setStatus("Canceled");
```

You can abort a package push request only if its status is Created or Pending. If the abort succeeds, all associated push jobs are also canceled. If you try to abort when the current PackagePushRequest status is Canceled, Succeeded, Failed, or In Progress, the abort does not occur, and an error message is returned.

## PackageSubscriber

Represents an installation of a package in an org. This object contains installation information for managed packages developed in the org you're logged in to.

One record is created per installation. For example, if 5 orgs installed 2 packages, 10 records are created.

## Supported Calls

`describeSObjects()`, `query()`, `retrieve()`

## Fields

Field Name	Details
InstalledStatus	<p><b>Type</b> picklist</p> <p><b>Properties</b> Filter, Group, Nillable, Restricted picklist, Sort</p> <p><b>Description</b> If the package is installed in the org, the value is <code>i</code>.</p>
InstanceName	<p><b>Type</b> string</p> <p><b>Properties</b> Filter, Group, Nillable, Sort</p> <p><b>Description</b> The instance that hosts the subscriber org.</p>
MetadataPackageId	<p><b>Type</b> reference</p> <p><b>Properties</b> Filter, Group, Nillable, Sort</p>



Field Name	Details
	<b>Description</b> The package ID. Package IDs have a prefix of 033. This field is available in API version 49.0 and later.
MetadataPackageVersionId	<b>Type</b> reference <b>Properties</b> Filter, Group, Nillable, Sort <b>Description</b> The 18-character package version ID starting with 04t.
OrgKey	<b>Type</b> string <b>Properties</b> Filter, Group, Nillable, Sort <b>Description</b> The 18-character ID that represents the Salesforce org.
OrgName	<b>Type</b> string <b>Properties</b> Filter, Group, Nillable, Sort <b>Description</b> The name of the org where the package is installed.
OrgStatus	<b>Type</b> picklist <b>Properties</b> Filter, Group, Nillable, Restricted picklist, Sort <b>Description</b> Valid values are: <ul style="list-style-type: none"><li>• Active</li><li>• Demo</li><li>• Free</li><li>• Inactive</li><li>• Trial</li></ul> Orgs with an OrgStatus of Inactive can't receive push upgrades.
OrgType	<b>Type</b> picklist

Field Name	Details
	<p><b>Properties</b> Filter, Group, Nillable, Restricted picklist, Sort</p> <p><b>Description</b> Valid values are:</p> <ul style="list-style-type: none"> <li>• Production</li> <li>• Sandbox</li> </ul>
ParentOrg	<p><b>Type</b> string</p> <p><b>Properties</b> Filter, Group, Nillable, Sort</p> <p><b>Description</b> The production org from which a sandbox was created.</p>

## Usage

Here are examples of the types of API queries you can perform.

Query	String
Get all package subscriber orgs with a specific package ID	<code>SELECT Id, OrgKey, OrgStatus, OrgName, OrgType FROM PackageSubscriber WHERE MetadataPackageVersionId = '04t...'</code>
Get all package subscriber orgs that have an installed package created by the org you're logged in to	<code>SELECT Id, OrgKey, OrgStatus, OrgName, OrgType FROM PackageSubscriber WHERE InstalledStatus = 'i'</code>

### Filter PackageSubscriber Objects by Instance

If you have packages with many subscribers, querying PackageSubscriber objects can take a while. To improve query performance, add filters to your PackageSubscriber queries, such as an InstanceName filter. InstanceName is a field that represents the instance that the subscriber org is hosted on.

1. Get the org's managed package and the latest released version of the package.

```
/**
 * Get the MetadataPackage object corresponding to this org's managed package
 */
public MetadataPackage getMetadataPackage() throws ConnectionException {
    // retrieve the managed package, which won't have an empty namespace
    QueryResult result = conn.query("select id from MetadataPackage where namespaceprefix
<> ''");

    return (MetadataPackage) result.getRecords()[0];
}
```

```

/**
 * Get the latest MetadataPackageVersion object of the given MetadataPackage
 */
public MetadataPackageVersion getLatestMetadataPackageVersion(MetadataPackage
metadataPackage)
throws ConnectionException {
    // get the latest released version of the given package
    String query = "Select id, ReleaseState, MajorVersion, MinorVersion, PatchVersion,
MetadataPackageId"
    + " From MetadataPackageVersion"
    + " Where MetadataPackageId = '%s' and ReleaseState = 'Released'"
    + " Order by majorversion desc, minorversion desc, patchversion desc";

    QueryResult result = conn.query(String.format(query, metadataPackage.getId()));

    return (MetadataPackageVersion) result.getRecords()[0];
}

```

2. Get eligible subscribers. The following query strings and methods are modified to allow querying for PackageSubscribers filtered by an instance.

```

static final String PACKAGE_SUBSCRIBER_ORG_KEY_QUERY = "Select OrgKey from
PackageSubscribers where OrgStatus = 'Active'"
+ " and InstalledStatus = 'I'"
+ " and InstanceName = '%s'"; // placeholder for instance values

static final String METADATA_PACKAGE_VERSION_QUERY = "Select Id, Name, ReleaseState,
(%)s) from MetadataPackageVersion"
+ " where MetadataPackageId = '%s' AND ReleaseState = 'Released'"
+ " AND (MajorVersion < %s OR (MajorVersion = %s and MinorVersion < %s))"
+ " OR (MajorVersion = %s and MinorVersion = %s and PatchVersion < %s)";

/**
 * Get all PackageSubscribers on the given instance that are eligible to upgrade to the
 * given
 * MetadataPackageVersion
 */
public PackageSubscriber[] getEligibleSubscriberIds(MetadataPackageVersion version,
String instanceName) throws ConnectionException {
    String allPackageId = version.getMetadataPackageId();
    Integer major = version.getMajorVersion();
    Integer minor = version.getMinorVersion();
    Integer patch = version.getPatchVersion();

    return getEligibleSubscriberIds(major, minor, patch, allPackageId, instanceName);
}

```

```

public PackageSubscriber[] getEligibleSubscriberIds(Integer major, Integer minor, Integer
patch, String packageId, String instanceName) throws ConnectionException {
    String subscriberQuery = String.format(PACKAGE_SUBSCRIBER_ORG_KEY_QUERY, instanceName);
    QueryResult results = conn.query(String.format(METADATA_PACKAGE_VERSION_QUERY,
subscriberQuery, packageId, major, major, minor, major, minor, patch));
}

```

```
return Arrays.stream(results.getRecords()).map(MetadataPackageVersion.class::cast)
    .filter(mpv -> mpv.getPackageSubscribers() != null)
    .flatMap(mpv -> Arrays.stream(mpv.getPackageSubscribers().getRecords()))
    .map(PackageSubscriber.class::cast)
    .toArray(PackageSubscriber[]::new);
}
```

- Put it all together. The following code sample shows how to use the previous methods to modify the workflow to perform package pushes by instance.

```
String[] instances = { "NA4" }; // Here we list the instances we would like to push to
MetadataPackage metadataPackage = api.getMetadataPackage();
MetadataPackageVersion version = api.getLatestMetadataPackageVersion(metadataPackage);

// do pushes by instance to avoid API timeouts retrieving PackageSubscribers
for (String instanceName : instances) {
    PackageSubscriber[] eligibleSubscribers = api.getEligibleSubscriberIds(version,
        instanceName);

    // ... proceed with creating PushRequests and PushJobs as before
}
```

## Partner

---

Represents a partner relationship between two Account records or between an Opportunity record and an Account record.

## Supported Calls

`create()`, `delete()`, `describeObjects()`, `getDeleted()`, `getUpdated()`, `query()`, `retrieve()`

## Special Access Rules

Customer Portal users can't access this object.

## Fields

Field	Details
AccountFromId	<p><b>Type</b> reference</p> <p><b>Properties</b> Create, Filter, Group, Nillable, Sort</p> <p><b>Description</b> Required if <code>OpportunityId</code> is null. ID of the main account in a partner relationship between two accounts. Specifying this field when creating a Partner record creates two AccountPartner records, one for each direction of the relationship. If you specify the <code>OpportunityId</code> field, you can't specify this field as well.</p>

Field	Details
AccountToId	<p><b>Type</b> reference</p> <p><b>Properties</b> Create, Filter, Group, Sort</p> <p><b>Description</b> Required. ID of the Partner Account related to either an opportunity or an account. You must specify this field when creating an Opportunity Partner or an Account Partner record.</p>
IsPrimary	<p><b>Type</b> boolean</p> <p><b>Properties</b> Create, Defaulted on create, Filter, Group, Sort</p> <p><b>Description</b> Valid for Opportunity Partners only.  Indicates that the account is the primary partner for the opportunity. Only one account can be marked as primary for an opportunity. If you set this field to 1 (<code>true</code>) upon insert of a new opportunity partner, this field is automatically set to 0 (<code>false</code>) for any other primary partners for that opportunity.  Label is <b>Primary</b>.</p>
OpportunityId	<p><b>Type</b> reference</p> <p><b>Properties</b> Create, Filter, Group, Nillable, Sort</p> <p><b>Description</b> Required if <code>AccountFromId</code> is null. ID of the opportunity in a partner relationship between an account and an opportunity. Specifying this field when creating a record creates an OpportunityPartner record. If you specify the <code>AccountFromId</code> field, you can't also specify this field.</p>
ReversePartnerId	<p><b>Type</b> reference</p> <p><b>Properties</b> Filter, Group, Nillable, Sort</p> <p><b>Description</b> ID of the account in a partner relationship.</p>
Role	<p><b>Type</b> picklist</p> <p><b>Properties</b> Create, Filter, Group, Nillable, Sort</p>

Field	Details
	<p><b>Description</b></p> <p>UserRole that the account has toward the related opportunity or account, such as consultant or distributor.</p>

## Roles

In the Salesforce user interface, system administrators can set up the valid role values and their corresponding reverse role values in the PartnerRole object. Each account in the relationship is assigned a Role (such as Consultant or Distributor) designating that account's role toward the related account or opportunity.

## Creating an Account-Opportunity Partner Relationship

When you create a partner relationship between an account and an opportunity (when you create a Partner record and specify the OpportunityId field), the API automatically creates an OpportunityPartner record with the corresponding values:

- The value of the Partner field AccountToId maps to the value of the OpportunityPartner field AccountToId.
- The values of the OpportunityId, Role, and IsPrimary fields in both records are the same.
- If you set the IsPrimary value to 1 (true) upon insert of a new OpportunityPartner, the IsPrimary value is automatically set to 0 (false) for any existing primary partners for that opportunity.

This mapping allows the API to manage the records and their relationships efficiently.

## Creating an Account-Account Partner Relationship

When you create a partner relationship between two accounts (when you create a Partner record and specify the AccountFromId), the API automatically creates two AccountPartner records, one for the forward relationship and one for the reverse. For example, if you create a Partner relationship with "Acme, Inc." as the AccountFromId and "Acme Consulting" as the AccountToId, the API automatically creates two AccountPartner records:

- The forward relationship AccountPartner with "Acme, Inc." as the AccountFromId and "Acme Consulting" as the AccountToId.
- The reverse relationship AccountPartner with "Acme Consulting" as the AccountFromId and "Acme, Inc." as the AccountToId.
- The value of the Role field in the reverse relationship AccountPartner is set to the PartnerRole record ReverseRole value associated with the value of the Role field in the forward relationship AccountPartner.

This mapping allows the API to manage the records and their relationships efficiently.

SEE ALSO:

[AccountPartner](#)

[OpportunityPartner](#)

[UserRole](#)

[PartnerRole](#)

# PartnerFundAllocation

---

Represents allocated funds from a partner marketing budget for channel partners. This object is available in API version 41.0 and later.

## Supported Calls

`create()`, `delete()`, `describeLayout()`, `describeSObjects()`, `getDeleted()`, `getUpdated()`, `query()`, `retrieve()`, `search()`, `update()`, `upsert()`

## Fields

Field Name	Details
Amount	<b>Type</b> currency <b>Properties</b> Create, Filter, Sort, Update <b>Description</b> Total amount of the allocation.
BudgetId	<b>Type</b> reference <b>Properties</b> Create, Filter, Group, Sort, Update <b>Description</b> ID of the partner marketing budget.
ChannelPartnerId	<b>Type</b> reference <b>Properties</b> Create, Filter, Group, Sort, Update <b>Description</b> ID of the channel partner.
Description	<b>Type</b> textarea <b>Properties</b> Create, Filter, Group, Nillable, Sort, Update <b>Description</b> Description of the allocation.
LastReferencedDate	<b>Type</b> dateTime

Field Name	Details
	<p><b>Properties</b> Filter, Nillable, Sort</p> <p><b>Description</b> The timestamp for when the current user last viewed a record related to this record.</p>
LastViewedDate	<p><b>Type</b> dateTime</p> <p><b>Properties</b> Filter, Nillable, Sort</p> <p><b>Description</b> The timestamp for when the current user last viewed this record. If this value is null, this record might only have been referenced (LastReferencedDate) and not viewed.</p>
OwnerId	<p><b>Type</b> reference</p> <p><b>Properties</b> Create, Defaulted on create, Filter, Group, Sort, Update</p> <p><b>Description</b> ID of the owner of the allocation.</p>
Title	<p><b>Type</b> string</p> <p><b>Properties</b> Create, Filter, Group, Sort, Update</p> <p><b>Description</b> The title of the allocation.</p>
TotalApprovedFcs	<p><b>Type</b> currency</p> <p><b>Properties</b> Filter, Nillable, Sort</p> <p><b>Description</b> Total amount of approved fund claims.</p>
TotalApprovedFrs	<p><b>Type</b> currency</p> <p><b>Properties</b> Filter, Nillable, Sort</p> <p><b>Description</b> Total amount of approved fund requests.</p>



Field Name	Details
TotalReimbursedFcs	<p><b>Type</b> currency</p> <p><b>Properties</b> Filter, Nillable, Sort</p> <p><b>Description</b> Total amount of reimbursed fund claims.</p>

## Associated Objects

This object has the following associated objects. Unless noted, they are available in the same API version as this object.

### [PartnerFundAllocationFeed](#)

Feed tracking is available for the object.

### [PartnerFundAllocationHistory](#)

History is available for tracked fields of the object.

### [PartnerFundAllocationOwnerSharingRule](#)

Sharing rules are available for the object.

### [PartnerFundAllocationShare](#)

Sharing is available for the object.

## PartnerFundClaim

Represents a claim of funds from the partner marketing budget by a channel partner. This object is available in API version 41.0 and later.

## Supported Calls

`create()` `delete()` `describeLayout()` `describeSObjects()` `getDeleted()` `getUpdated()` `query()` `retrieve()`  
`search()` `update()`, `upsert()`

## Fields

Field Name	Details
AllocationId	<p><b>Type</b> reference</p> <p><b>Properties</b> Filter, Group, Nillable, Sort</p> <p><b>Description</b> ID of the partner fund allocation.</p>

Field Name	Details
Amount	<p><b>Type</b> currency</p> <p><b>Properties</b> Create, Filter, Sort, Update</p> <p><b>Description</b> Amount of the claim.</p>
BudgetId	<p><b>Type</b> reference</p> <p><b>Properties</b> Filter, Group, Nillable, Sort</p> <p><b>Description</b> ID of the partner marketing budget.</p>
ChannelPartnerId	<p><b>Type</b> reference</p> <p><b>Properties</b> Filter, Group, Nillable, Sort</p> <p><b>Description</b> ID of the channel partner.</p>
Description	<p><b>Type</b> textarea</p> <p><b>Properties</b> Create, Filter, Group, Nillable, Sort, Update</p> <p><b>Description</b> Description of the fund claim.</p>
LastReferencedDate	<p><b>Type</b> dateTime</p> <p><b>Properties</b> Filter, Nillable, Sort</p> <p><b>Description</b> The timestamp for when the current user last viewed a record related to this record.</p>
LastViewedDate	<p><b>Type</b> dateTime</p> <p><b>Properties</b> Filter, Nillable, Sort</p>

Field Name	Details
	<p><b>Description</b></p> <p>The timestamp for when the current user last viewed this record. If this value is null, this record might only have been referenced (<code>LastReferencedDate</code>) and not viewed.</p>
OwnerId	<p><b>Type</b></p> <p>reference</p> <p><b>Properties</b></p> <p>Create, Defaulted on create, Filter, Group, Sort, Update</p> <p><b>Description</b></p> <p>ID of the owner of the fund claim.</p>
RequestId	<p><b>Type</b></p> <p>reference</p> <p><b>Properties</b></p> <p>Create, Filter, Group, Sort, Update</p> <p><b>Description</b></p> <p>ID of the partner fund request.</p>
Status	<p><b>Type</b></p> <p>picklist</p> <p><b>Properties</b></p> <p>Create, Filter, Group, Nillable Restricted picklist, Sort, Update</p> <p><b>Description</b></p> <p>Status of the fund claim. Values are:</p> <ul style="list-style-type: none"> <li>• Draft</li> <li>• Approved</li> <li>• Rejected</li> <li>• Paid</li> </ul>
Title	<p><b>Type</b></p> <p>string</p> <p><b>Properties</b></p> <p>Create, Filter, Group, Sort, Update</p> <p><b>Description</b></p> <p>Title of the fund claim.</p>

## Associated Objects

This object has the following associated objects. Unless noted, they are available in the same API version as this object.

**PartnerFundClaimFeed**

Feed tracking is available for the object.

**PartnerFundClaimHistory**

History is available for tracked fields of the object.

**PartnerFundClaimOwnerSharingRule**

Sharing rules are available for the object.

**PartnerFundClaimShare**

Sharing is available for the object.

## PartnerFundRequest

---

Represents a request for funds from the partner marketing budget by a channel partner. This object is available in API version 41.0 and later.

### Supported Calls

`create()`, `delete()` `describeLayout()` `describeSObjects()`  
`getDeleted()` `getUpdated()` `query()` `retrieve()` `search()` `update()`, `upsert()`

### Fields

Field Name	Details
Activity	<p><b>Type</b> picklist</p> <p><b>Properties</b> Create, Filter, Group, Nillable, Sort, Update</p> <p><b>Description</b> Activity that is covered by the funds, for example, a trade show or seminar.</p>
AllocationId	<p><b>Type</b> reference</p> <p><b>Properties</b> Create, Filter, Group, Nillable, Sort, Update</p> <p><b>Description</b> ID of the partner fund allocation.</p>
Amount	<p><b>Type</b> currency</p> <p><b>Properties</b> Create, Filter, Nillable, Sort, Update</p> <p><b>Description</b> Approved amount of request.</p>

Field Name	Details
BudgetId	<p><b>Type</b> reference</p> <p><b>Properties</b> Create, Filter, Group, Nillable, Sort, Update</p> <p><b>Description</b> ID of the partner marketing budget.</p>
ChannelPartnerId	<p><b>Type</b> reference</p> <p><b>Properties</b> Create, Filter, Group, Nillable, Sort, Update</p> <p><b>Description</b> ID of the channel partner.</p>
Description	<p><b>Type</b> textarea</p> <p><b>Properties</b> Create, Filter, Group, Nillable, Sort, Update</p> <p><b>Description</b> Description of the fund request.</p>
DesiredOutcome	<p><b>Type</b> textarea</p> <p><b>Properties</b> Create, Filter, Group, Nillable, Sort, Update</p> <p><b>Description</b> Desired outcome if requested funds are used.</p>
LastReferencedDate	<p><b>Type</b> dateTime</p> <p><b>Properties</b> Filter, Nillable, Sort</p> <p><b>Description</b> The timestamp for when the current user last viewed a record related to this record.</p>
LastViewedDate	<p><b>Type</b> dateTime</p> <p><b>Properties</b> Filter, Nillable, Sort</p>

Field Name	Details
	<p><b>Description</b> The timestamp for when the current user last viewed this record. If this value is null, this record might only have been referenced (<code>LastReferencedDate</code>) and not viewed.</p>
OwnerId	<p><b>Type</b> reference</p> <p><b>Properties</b> Create, Defaulted on create, Filter, Group, Sort, Update</p> <p><b>Description</b> ID of the owner of the fund request.</p>
RequestedAmount	<p><b>Type</b> currency</p> <p><b>Properties</b> Create, Filter, Nillable, Sort, Update</p> <p><b>Description</b> Amount of the fund request.</p>
Status	<p><b>Type</b> picklist</p> <p><b>Properties</b> Create, Filter, Nillable, Group, Restricted picklist, Sort, Update</p> <p><b>Description</b> Status of the fund request. Values are:</p> <ul style="list-style-type: none"> <li>• Draft</li> <li>• Approved</li> <li>• Rejected</li> </ul>
Title	<p><b>Type</b> string</p> <p><b>Properties</b> Create, Filter, Group, Sort, Update</p> <p><b>Description</b> Title of the fund request.</p>
TotalApprovedFcs	<p><b>Type</b> currency</p> <p><b>Properties</b> Filter, Nillable, Sort</p>

Field Name	Details
	<p><b>Description</b> Total amount of approved fund claims.</p>
TotalReimbursedFcs	<p><b>Type</b> currency</p> <p><b>Properties</b> Filter, Nillable, Sort</p> <p><b>Description</b> Total amount of reimbursed fund claims.</p>

## Associated Objects

This object has the following associated objects. Unless noted, they are available in the same API version as this object.

### PartnerFundRequestFeed

Feed tracking is available for the object.

### PartnerFundRequestHistory

History is available for tracked fields of the object.

### PartnerFundRequestOwnerSharingRule

Sharing rules are available for the object.

### PartnerFundRequestShare

Sharing is available for the object.

## PartnerMarketingBudget

Represents a budget that provides funds to channel partners for selling and marketing products and services. This object is available in API version 41.0 and later.

## Supported Calls

`create()`, `delete()`, `describeLayout()`, `describeSObjects()`, `getDeleted()`, `getUpdated()`, `query()`, `retrieve()`, `search()`, `update()`, `upsert()`

## Fields

Field Name	Details
Amount	<p><b>Type</b> currency</p> <p><b>Properties</b> Create, Filter, Sort, Update</p>

Field Name	Details
	<p><b>Description</b> Total amount of the budget.</p>
ChannelPartnerId	<p><b>Type</b> reference</p> <p><b>Properties</b> Create, Filter, Group, Nillable, Sort, Update</p> <p><b>Description</b> The ID of the channel partner. This field is available in API version 45.0 and later.</p>
Description	<p><b>Type</b> textarea</p> <p><b>Properties</b> Create, Filter, Group, Nillable, Sort, Update</p> <p><b>Description</b> Description of the budget.</p>
EndDate	<p><b>Type</b> date</p> <p><b>Properties</b> Create, Filter, Group, Nillable, Sort, Update</p> <p><b>Description</b> Date when the budget is no longer available.</p>
IsIgnoreValidation	<p><b>Type</b> boolean</p> <p><b>Properties</b> Create, Defaulted on create, Filter, Group, Sort, Update</p> <p><b>Description</b> When enabled, ignores restrictions related to the child objects connected to the budget. Note that individual totals for allocation amounts, request amounts, and claims amounts cannot exceed the total of their parent budget. Field is default off (false) on create. Once enabled (true), this field cannot be disabled. This field is available in API version 44.0 and later.</p>
LastReferencedDate	<p><b>Type</b> dateTime</p> <p><b>Properties</b> Filter, Nillable, Sort</p> <p><b>Description</b> The timestamp for when the current user last viewed a record related to this record.</p>



Field Name	Details
LastViewedDate	<p><b>Type</b> dateTime</p> <p><b>Properties</b> Filter, Nillable, Sort</p> <p><b>Description</b> The timestamp for when the current user last viewed this record. If this value is null, this record might only have been referenced (<code>LastReferencedDate</code>) and not viewed.</p>
OwnerId	<p><b>Type</b> reference</p> <p><b>Properties</b> Create, Defaulted on create, Filter, Group, Sort, Update</p> <p><b>Description</b> ID of the owner of the budget.</p>
StartDate	<p><b>Type</b> date</p> <p><b>Properties</b> Create, Filter, Group, Nillable, Sort, Update</p> <p><b>Description</b> Date when the budget becomes available.</p>
Title	<p><b>Type</b> string</p> <p><b>Properties</b> Create, Filter, Group, Sort, Update</p> <p><b>Description</b> Title of the budget.</p>
TotalAllocatedAmount	<p><b>Type</b> currency</p> <p><b>Properties</b> Filter, Nillable, Sort</p> <p><b>Description</b> Total funds allocated to channel partners or as a fund pool.</p>
TotalApprovedFcs	<p><b>Type</b> currency</p> <p><b>Properties</b> Filter, Nillable, Sort</p>

Field Name	Details
	<p><b>Description</b> Total amount of approved fund claims.</p>
TotalApprovedFrs	<p><b>Type</b> currency</p> <p><b>Properties</b> Filter, Nillable, Sort</p> <p><b>Description</b> Total amount of approved fund requests.</p>
TotalReimbursedFcs	<p><b>Type</b> currency</p> <p><b>Properties</b> Filter, Nillable, Sort</p> <p><b>Description</b> Total amount of reimbursed fund claims.</p>
Type	<p><b>Type</b> picklist</p> <p><b>Properties</b> Create, Filter, Group, Restricted picklist, Sort, Update</p> <p><b>Description</b> Type of budget. Values are:</p> <ul style="list-style-type: none"> <li>• <b>Co-Operated Budget</b>—Funds accrue based on a percentage of partner sales. The funds are available based on previous activity.</li> <li>• <b>Marketing Funds</b>—Funds are issued to partners in advance of sales. The funds are awarded based on predicted or expected behavior.</li> </ul>

## Associated Objects

This object has the following associated objects. Unless noted, they are available in the same API version as this object.

### [PartnerMarketingBudgetFeed](#)

Feed tracking is available for the object.

### [PartnerMarketingBudgetHistory](#)

History is available for tracked fields of the object.

### [PartnerMarketingBudgetOwnerSharingRule](#)

Sharing rules are available for the object.

### [PartnerMarketingBudgetShare](#)

Sharing is available for the object.

# PartnerNetworkConnection

---

Represents a Salesforce to Salesforce connection between Salesforce organizations.

## Supported Calls

`create()`, `describeSObjects()`, `query()`, `retrieve()`

## Fields

Field	Details
AccountId	<p><b>Type</b> reference</p> <p><b>Properties</b> Filter, Group, Nillable, Sort</p> <p><b>Description</b> ID of the Account associated with this connection.</p>
ConnectionName	<p><b>Type</b> string</p> <p><b>Properties</b> Filter, idLookup, Sort</p> <p><b>Description</b> A descriptive name for the connection. Limit: 295 characters.</p>
ConnectionStatus	<p><b>Type</b> picklist</p> <p><b>Properties</b> Filter, Group, Restricted picklist, Sort</p> <p><b>Description</b> The status of the Salesforce to Salesforce connection. The picklist includes the following values:</p> <ul style="list-style-type: none"><li>• Sent</li><li>• Received</li><li>• Pending</li><li>• Accepted</li><li>• Rejected</li><li>• Inactive</li><li>• Disconnecting</li><li>• ConnectionSuspended</li><li>• SubscribeInProgress</li></ul>

Field	Details
	<ul style="list-style-type: none"> <li>• UsersInitialSync</li> <li>• BulkSyncMetadata</li> </ul>
ConnectionType	<p><b>Type</b> picklist</p> <p><b>Properties</b> Defaulted on create, Filter, Group, Restricted picklist, Sort</p> <p><b>Description</b> The type of Salesforce to Salesforce connection. The picklist includes the following values:</p> <ul style="list-style-type: none"> <li>• Standard</li> <li>• Replication</li> </ul> <p>This field is available in API version 30.0 and later.</p>
ContactId	<p><b>Type</b> reference</p> <p><b>Properties</b> Filter, Group, Nillable, Sort</p> <p><b>Description</b> ID of the Contact associated with this connection.</p>
IsSyncAuditFields	<p><b>Type</b> boolean</p> <p><b>Properties</b> Defaulted on create, Filter, Group, Sort</p> <p><b>Description</b> Specifies whether audit fields are synced between the primary and secondary organization in a replication connection. This field is available in API version 32.0 and later, and is only accessible in Salesforce organizations where Organization Sync is enabled.</p>
IsSyncMetadata	<p><b>Type</b> boolean</p> <p><b>Properties</b> Defaulted on create, Filter, Group, Sort</p> <p><b>Description</b> Specifies whether supported types of metadata are synced from the primary to the secondary organization in a replication connection. This field is available in API version 33.0 and later, and is only accessible in Salesforce organizations where Organization Sync is enabled.</p>

Field	Details
IsSyncUsers	<p><b>Type</b> boolean</p> <p><b>Properties</b> Defaulted on create, Filter, Group, Sort</p> <p><b>Description</b> Specifies whether users with standard Salesforce user licenses are synced between the primary and secondary organization in a replication connection. This field is available in API version 35.0 and later, and is only accessible in Salesforce organizations where Organization Sync is enabled.</p>
PrimaryContactId	<p><b>Type</b> reference</p> <p><b>Properties</b> Filter, Group, Sort</p> <p><b>Description</b> ID of the User associated with this connection.</p>
ReplicationRole	<p><b>Type</b> picklist</p> <p><b>Properties</b> Filter, Group, Nillable, Restricted picklist, Sort</p> <p><b>Description</b> The role of this Salesforce organization in the replication connection. The picklist includes the following values:</p> <ul style="list-style-type: none"><li>• Primary</li><li>• Secondary</li></ul> <p>This field is available in API version 30.0 and later, and is only accessible in Salesforce organizations where Organization Sync is enabled.</p>
ResponseDate	<p><b>Type</b> dateTime</p> <p><b>Properties</b> Filter, Nillable, Sort</p> <p><b>Description</b> The date and time that the connection was accepted or rejected.</p>

## Usage

Represents Salesforce to Salesforce standard and replication connections. This object is referenced by all objects that have been shared with other organizations, enabling you to determine which connections shared a record with you. If the organization does not have Salesforce to Salesforce enabled, the PartnerNetworkConnection object is not available, and you can't access it via the API.

SEE ALSO:

[PartnerNetworkRecordConnection](#)

## PartnerNetworkRecordConnection

---

Represents a record shared between Salesforce organizations using Salesforce to Salesforce.

## Supported Calls

`create()`, `query()`

## Fields


Field	Details
ConnectionId	<p><b>Type</b> reference</p> <p><b>Properties</b> Create, Filter, Group, Nillable, Sort</p> <p><b>Description</b> Required. ID of the connection a record is shared with.</p>
EndDate	<p><b>Type</b> dateTime</p> <p><b>Properties</b> Filter, Nillable, Sort</p> <p><b>Description</b> Date that sharing of the record was stopped.</p>
LocalRecordId	<p><b>Type</b> reference</p> <p><b>Properties</b> Create, Filter, Group, Sort</p> <p><b>Description</b> Required. ID of the shared record.</p>
ParentRecordId	<p><b>Type</b> reference</p>

Field	Details
	<p><b>Properties</b> Create, Filter, Group, Nillable, Sort</p> <p><b>Description</b> ID of the parent record of the shared record.</p>
PartnerRecordId	<p><b>Type</b> reference</p> <p><b>Properties</b> Filter, Group, Nillable, Sort</p> <p><b>Description</b> ID of the shared record in the connection's organization.</p>
RelatedRecords	<p><b>Type</b> string</p> <p><b>Properties</b> Create, Filter, Nillable, Sort</p> <p><b>Description</b> A comma-separated list of API names for child records to be shared with a parent record.</p>
SendClosedTasks	<p><b>Type</b> boolean</p> <p><b>Properties</b> Create, Defaulted on create, Filter, Group, Sort</p> <p><b>Description</b> Forwards closed tasks related to the shared record.</p>
SendEmails	<p><b>Type</b> boolean</p> <p><b>Properties</b> Create, Defaulted on create, Filter, Group, Sort</p> <p><b>Description</b> Sends an email notifying the connection's representative that you have forwarded the record to them. Only new recipients of a record will receive a notification email.</p>
SendOpenTasks	<p><b>Type</b> boolean</p> <p><b>Properties</b> Create, Defaulted on create, Filter, Group, Sort</p> <p><b>Description</b> Forwards open tasks related to the shared record.</p>

Field	Details
StartDate	<p><b>Type</b> dateTime</p> <p><b>Properties</b> Filter, Nillable, Sort</p> <p><b>Description</b> Date that the shared record was accepted.</p>
Status	<p><b>Type</b> picklist</p> <p><b>Properties</b> Filter, Group, Nillable, Restricted picklist, Sort</p> <p><b>Description</b> The status of the shared record. One of the following values:</p> <ul style="list-style-type: none"> <li>• Active (received)</li> <li>• Active (sent)</li> <li>• Connected</li> <li>• Inactive</li> <li>• Inactive (converted)</li> <li>• Inactive (deleted)</li> <li>• Pending (sent)</li> </ul>

## Usage

When you create a PartnerNetworkRecordConnection, you forward a record to a connection.

 **Note:** Attempting to forward a record from an object to which the connection is not subscribed results in an `Invalid Partner Network Status` error.

When you delete a PartnerNetworkRecordConnection, you stop sharing a record with a connection.

- To share a record, use the following fields: `LocalRecordID` and `ConnectionId`
- To share a child of a parent record, use the following fields: `LocalRecordID`, `ConnectionId`, and `ParentRecordID`
- To share a child of a parent record and its child records, use the following fields: `LocalRecordID`, `ConnectionId`, `ParentRecordID`, and `RelatedRecords`

If the organization does not have Salesforce to Salesforce enabled, the PartnerNetworkRecordConnection object is not available, and you can't access it using the API.

## Sample Code—Apex

The following example shows how to forward a record.

```
List<PartnerNetworkConnection> connMap = new List<PartnerNetworkConnection>(
    [select Id, ConnectionStatus, ConnectionName from PartnerNetworkConnection
```



```

        where ConnectionStatus = 'Accepted']
    );
    for(PartnerNetworkConnection network : connMap) {
        PartnerNetworkRecordConnection newrecord = new PartnerNetworkRecordConnection();

        newrecord.ConnectionId = network.Id;
        newrecord.LocalRecordId = accountId;
        newrecord.RelatedRecords = 'Contact,Opportunity,Orders__c';
        newrecord.SendClosedTasks = true;
        newrecord.SendOpenTasks = true;
        newrecord.SendEmails = true;

        insert newrecord;
    }

```

The following example shows how to stop sharing a record.

```

List<PartnerNetworkRecordConnection> recordConns = new List<PartnerNetworkRecordConnection>(
    [select Id, Status, ConnectionId, LocalRecordId from PartnerNetworkRecordConnection
     where LocalRecordId in :accounts]
);

for(PartnerNetworkRecordConnection recordConn : recordConns) {
    if(recordConn.Status.equalsignorecase('Sent')){ //account is connected - outbound

        delete recordConn;
    }
}

```

SEE ALSO:

[PartnerNetworkConnection](#)

## PartnerNetworkSyncLog

---

Represents the Org Sync Log tab in Salesforce, where Salesforce administrators can track the replication of record inserts and updates being performed in Organization Sync. The Connection Detail page for the replication connection also displays the Org Sync Log's twenty most recent entries, and provides a link to the log.

### Supported Calls

`describeSObjects()`, `getDeleted()`, `getUpdated()`, `query()`, `retrieve()`, `search()`

### Special Access Rules

The Org Sync Log tab can only be added in organizations where Organization Sync has been enabled. To add the tab to the Salesforce user interface, users must also have the "Manage Connections" user permission.

## Fields

Field Name	Details
ConnectionEvent	<p><b>Type</b> picklist</p> <p><b>Properties</b> Filter, Group, Nillable, Restricted picklist, Sort</p> <p><b>Description</b> The action being replicated to the partner organization, such as a record insertion.</p>
ConnectionId	<p><b>Type</b> reference</p> <p><b>Properties</b> Filter, Group, Sort</p> <p><b>Description</b> The ID of the Salesforce to Salesforce replication connection in which the replication event succeeded or failed.</p>
Description	<p><b>Type</b> textarea</p> <p><b>Properties</b> Nillable</p> <p><b>Description</b> A description of the replication event.</p>
EntityType	<p><b>Type</b> string</p> <p><b>Properties</b> Filter, Group, Nillable, Sort</p> <p><b>Description</b> The type of record being inserted or updated.</p>
Error	<p><b>Type</b> string</p> <p><b>Properties</b> Filter, Group, Nillable, Sort</p> <p><b>Description</b> The code used to describe the replication failure or success.</p>
LocalRecord	<p><b>Type</b> string</p> <p><b>Properties</b> Filter, Group, Sort</p>

Field Name	Details
	<p><b>Description</b></p> <p>The record being inserted or updated.</p>
Status	<p><b>Type</b></p> <p>picklist</p> <p><b>Properties</b></p> <p>Filter, Group, Nillable, Restricted picklist, Sort</p> <p><b>Description</b></p> <p>An item is added to the Organization Sync Log if it failed to be replicated to the linked organization. This picklist includes the following values:</p> <ul style="list-style-type: none"> <li><b>Failed:</b> The replication continued to fail after multiple retries, and won't be retried further.</li> <li><b>Resolved:</b> The replication succeeded after retrying.</li> <li><b>Retrying:</b> Salesforce is retrying the replication.</li> </ul> <p>This field is available in API version 35.0 and later.</p>

## PartnerRole

Represents a role for an account Partner, such as consultant, supplier, and so on.

## Supported Calls

`describeSObjects()`, `query()`, `retrieve()`

## Special Access Rules

Customer Portal users can't access this object.

## Fields

Field	Details
ApiName	<p><b>Type</b></p> <p>string</p> <p><b>Properties</b></p> <p>Filter, Group, idLookup, Sort</p> <p><b>Description</b></p> <p>Uniquely identifies a picklist value so it can be retrieved without using an id or master label.</p>

Field	Details
MasterLabel	<p><b>Type</b> string</p> <p><b>Properties</b> Filter, Group, Nillable, Sort</p> <p><b>Description</b> Master label for this partner role value. This display value is the internal label that does not get translated. Limit: 255 characters.</p>
ReverseRole	<p><b>Type</b> picklist</p> <p><b>Properties</b> Filter, Group, Nillable, Sort</p> <p><b>Description</b> Name of the reverse role that corresponds to this partner role. For example, if the role is “subcontractor,” then the reverse role might be “general contractor.” In the user interface, assigning a partner role to an account creates a reverse partner relationship so that both accounts list the other as a partner.</p>
SortOrder	<p><b>Type</b> int</p> <p><b>Properties</b> Filter, Group, Nillable, Sort</p> <p><b>Description</b> Number used to sort this value in the partner role picklist. These numbers are not guaranteed to be sequential, as some previous partner role values might have been deleted.</p>

## Usage

This object represents a value in the partner role picklist. In the user interface, the partner role picklist provides additional information about the role of a Partner, such as their corresponding reverse role. Query this object to retrieve the set of values in the partner role picklist, and then use that information while processing PartnerRole records to determine more information about a given partner role. For example, the application could determine the reverse role of a given Partner Role value and the value of the ReverseRole property in the associated PartnerRole object.

SEE ALSO:

[Object Basics](#)

## PartyConsent

Represents consent preferences for an individual. This object is available in API version 48.0 and later.

## Supported Calls

`create()`, `delete()`, `describeLayout()`, `describeSObjects()`, `getDeleted()`, `getUpdated()`, `query()`, `retrieve()`, `search()`, `undelete()`, `update()`, `upsert()`

## Fields

Field	Details
Action	<p><b>Type</b> picklist</p> <p><b>Properties</b> Create, Defaulted on create, Filter, Group, Restricted picklist, Sort, Update</p> <p><b>Description</b> The action that the Individual is consenting to.</p> <p>Possible values are:</p> <ul style="list-style-type: none"> <li>• CrossDevice</li> <li>• DataCollection</li> <li>• Reidentification</li> <li>• Segment</li> <li>• ShareData</li> <li>• Target</li> </ul>
CaptureContactPointType	<p><b>Type</b> picklist</p> <p><b>Properties</b> Create, Filter, Group, Restricted picklist, Sort, Update</p> <p><b>Description</b> Required. Indicates how you captured consent.</p> <p>Possible values are:</p> <ul style="list-style-type: none"> <li>• Email</li> <li>• MailingAddress</li> <li>• Phone</li> <li>• Social</li> <li>• Web</li> </ul>
CaptureDate	<p><b>Type</b> dateTime</p> <p><b>Properties</b> Create, Filter, Sort, Update</p> <p><b>Description</b> Required. Date when consent was captured.</p>

Field	Details
CaptureSource	<p><b>Type</b> string</p> <p><b>Properties</b> Create, Filter, Group, Sort, Update</p> <p><b>Description</b> Required. Indicates how you captured consent. For example, a website or online form.</p>
LastReferencedDate	<p><b>Type</b> dateTime</p> <p><b>Properties</b> Filter, Nillable, Sort</p> <p><b>Description</b> The timestamp for when the current user last viewed a record related to this record.</p>
LastViewedDate	<p><b>Type</b> dateTime</p> <p><b>Properties</b> Filter, Nillable, Sort</p> <p><b>Description</b> The timestamp for when the current user last viewed this record. If this value is null, it's possible that this record was referenced (<code>LastReferencedDate</code>) and not viewed.</p>
Name	<p><b>Type</b> string</p> <p><b>Properties</b> Create, Filter, Group, idLookup, Sort, Update</p> <p><b>Description</b> Name of the party consent record.</p>
OwnerId	<p><b>Type</b> reference</p> <p><b>Properties</b> Create, Defaulted on create, Filter, Group, Sort, Update</p> <p><b>Description</b> The ID of the account owner associated with this customer.</p>
PartyId	<p><b>Type</b> reference</p> <p><b>Properties</b> Create, Filter, Group, Sort, Update</p>

Field	Details
	<p><b>Description</b></p> <p>Required. Represents the record based on the Individual object you want to associate consent with.</p>
PrivacyConsentStatus	<p><b>Type</b></p> <p>picklist</p> <p><b>Properties</b></p> <p>Create, Defaulted on create, Filter, Group, Restricted picklist, Sort, Update</p> <p><b>Description</b></p> <p>Required. Identifies whether the individual associated with this record agrees to this form of contact.</p> <p>Possible values are:</p> <ul style="list-style-type: none"> <li>• NotSeen</li> <li>• OptIn</li> <li>• OptOut</li> <li>• Seen</li> </ul>

## Associated Objects

This object has the following associated objects. Unless noted, they are available in the same API version as this object.

### PartyConsentFeed

Feed tracking is available for the object.

### PartyConsentHistory

History is available for tracked fields of the object.

### PartyConsentOwnerSharingRule

Sharing rules are available for the object.

### PartyConsentShare

Sharing is available for the object.

## Payment

Represents a single event where the customer creates a payment. For credit cards, this is a payment capture or payment sale, which won't show up in the end user's credit card statement. This object is available in API version 48.0 and later.

## Supported Calls

`create()`, `delete()`, `describeLayout()`, `describeSObjects()`, `getDeleted()`, `getUpdated()`, `query()`, `retrieve()`, `undelete()`, `update()`, `upsert()`

## Special Access Rules

To access Commerce Payments entities, your org must have a Salesforce Order Management license with the Payment Platform org permission activated. Commerce Payments entities are available only in Lightning Experience.

## Fields

Field	Details
AccountId	<p><b>Type</b> reference</p> <p><b>Properties</b> Create, Filter, Group, Nillable, Sort, Update</p> <p><b>Description</b> The account of the customer who made the payment.</p>
Amount	<p><b>Type</b> currency</p> <p><b>Properties</b> Create, Filter, Sort, Update</p> <p><b>Description</b> The amount to be debited or captured.</p>
Balance	<p><b>Type</b> currency</p> <p><b>Properties</b> Filter, Nillable, Sort</p> <p><b>Description</b> The total amount – the net applied amount.</p>
CancellationDate	<p><b>Type</b> dateTime</p> <p><b>Properties</b> Create, Filter, Nillable, Sort, Update</p> <p><b>Description</b> The date that the payment was voided.</p>
CancellationEffectiveDate	<p><b>Type</b> dateTime</p> <p><b>Properties</b> Create, Filter, Nillable, Sort, Update</p> <p><b>Description</b> The date when the cancellation of this payment takes effect.</p>



Field	Details
CancellationGatewayDate	<p><b>Type</b> dateTime</p> <p><b>Properties</b> Create, Filter, Nillable, Sort, Update</p> <p><b>Description</b> The gateway provides this date following a successful cancellation request.</p>
CancellationGatewayRefNumber	<p><b>Type</b> string</p> <p><b>Properties</b> Create, Filter, Group, Nillable, Sort, Update</p> <p><b>Description</b> System-provided unique transaction ID from the payment gateway.</p>
CancellationGatewayResultCode	<p><b>Type</b> string</p> <p><b>Properties</b> Create, Filter, Group, Nillable, Sort, Update</p> <p><b>Description</b> Gateway-specific result code. Must be mapped to a Salesforce-specific result code.</p>
CancellationSfResultCode	<p><b>Type</b> string</p> <p><b>Properties</b> Create, Filter, Group, Nillable, Sort, Update</p> <p><b>Description</b> A Salesforce result code that can be mapped to one or more gateway result codes. We recommend that the payment gateway adapter layer maps gateway-specific codes to the Salesforce result code.</p>
ClientContext	<p><b>Type</b> textarea</p> <p><b>Properties</b> Nillable</p> <p><b>Description</b> Contains caller context for payment APIs. Useful for re-establishing context during an asynchronous payment transaction.</p>
Comments	<p><b>Type</b> textarea</p> <p><b>Properties</b> Create, Filter, Nillable, Sort, Update</p>

Field	Details
	<p><b>Description</b> Users can provide additional details about the payment record. Supports a maximum of 1000 characters.</p>
CurrencyIsoCode	<p><b>Type</b> picklist</p> <p><b>Properties</b> Create, Defaulted on create, Filter, Group, Nillable, Restricted picklist, Sort, Update</p> <p><b>Description</b> Three-letter ISO 4217 currency code associated with the payment group record.</p>
Date	<p><b>Type</b> dateTime</p> <p><b>Properties</b> Create, Filter, Nillable, Sort, Update</p> <p><b>Description</b> The date when this payment record was created.</p>
EffectiveDate	<p><b>Type</b> dateTime</p> <p><b>Properties</b> Create, Filter, Nillable, Sort, Update</p> <p><b>Description</b> The date that this payment takes effect.</p>
Email	<p><b>Type</b> email</p> <p><b>Properties</b> Create, Filter, Group, Nillable, Sort, Update</p> <p><b>Description</b> Email address of the user who initiated the payment.</p>
GatewayDate	<p><b>Type</b> dateTime</p> <p><b>Properties</b> Create, Filter, Nillable, Sort, Update</p> <p><b>Description</b> The gateway provides this date for reference following a successful gateway communication.</p>
GatewayRefDetails	<p><b>Type</b> textarea</p>

Field	Details
	<p><b>Properties</b> Create, Filter, Nillable, Sort, Update</p> <p><b>Description</b> Additional data that can't be stored in other fields on the payment record. You can use this field for transactions following the initial transaction that creates the payment record. You can use any data that isn't normalized in financial entities. This field has a maximum length of 1000 characters and can store data as JSON or XML.</p>
GatewayRefNumber	<p><b>Type</b> string</p> <p><b>Properties</b> Create, Filter, Group, Nillable, Sort, Update</p> <p><b>Description</b> Unique transaction ID created by the payment gateway.</p>
GatewayResultCode	<p><b>Type</b> string</p> <p><b>Properties</b> Create, Filter, Group, Nillable, Sort, Update</p> <p><b>Description</b> Gateway-specific result code that must map to a Salesforce-specific result code. One Salesforce result code can map to multiple gateway result codes.</p>
GatewayResultCodeDescription	<p><b>Type</b> string</p> <p><b>Properties</b> Create, Filter, Group, Nillable, Sort, Update</p> <p><b>Description</b> Description of the gateway's result code.</p>
ImpactAmount	<p><b>Type</b> currency</p> <p><b>Properties</b> Filter, Nillable, Sort</p> <p><b>Description</b> Shows the payment's financial impact against the customer's accounts receivable. If the payment is valid, this value is the negative of the payment amount. If the payment is voided, this value is 0.</p>
IpAddress	<p><b>Type</b> string</p>

Field	Details
	<p><b>Properties</b> Create, Filter, Group, Nillable, Sort, Update</p> <p><b>Description</b> The IP address of the user who initiated the payment.</p>
LastReferencedDate	<p><b>Type</b> dateTime</p> <p><b>Properties</b> Filter, Nillable, Sort</p> <p><b>Description</b> The timestamp for when the current user last viewed a record related to this record.</p>
LastViewedDate	<p><b>Type</b> dateTime</p> <p><b>Properties</b> Filter, Nillable, Sort</p> <p><b>Description</b> The timestamp for when the current user last viewed this record. If this value is null, this record might only have been referenced (LastReferencedDate) and not viewed.</p>
MacAddress	<p><b>Type</b> string</p> <p><b>Properties</b> Create, Filter, Group, Nillable, Sort, Update</p> <p><b>Description</b> The MAC address of the user who initiated the payment.</p>
NetApplied	<p><b>Type</b> currency</p> <p><b>Properties</b> Filter, Nillable, Sort</p> <p><b>Description</b> Total payment amount of that has been applied, including adjustments.</p>
NetRefundApplied	<p><b>Type</b> currency</p> <p><b>Properties</b> Filter, Nillable, Sort</p> <p><b>Description</b> Total refund amount that has been applied to the payment, including adjustments.</p>

Field	Details
OrderPaymentSummaryId	<p><b>Type</b> reference</p> <p><b>Properties</b> Create, Filter, Group, Nillable, Sort, Update</p> <p><b>Description</b> Order payment summaries show the balances of each authorization, capture, and refund made against an order.</p>
PaymentAuthorizationId	<p><b>Type</b> reference</p> <p><b>Properties</b> Create, Filter, Group, Nillable, Sort, Update</p> <p><b>Description</b> The authorization record for this payment. If there is a delayed capture (when the capture occurs after the authorization), all captures must be made against a previously successful authorization transaction.</p>
PaymentGatewayId	<p><b>Type</b> reference</p> <p><b>Properties</b> Create, Filter, Group, Nillable, Sort, Update</p> <p><b>Description</b> ID of the payment gateway that processed the payment. Populated from the authorization record if there is delayed payment.</p>
PaymentGroupId	<p><b>Type</b> reference</p> <p><b>Properties</b> Create, Filter, Group, Nillable, Sort, Update</p> <p><b>Description</b> Payment groups organize all the payment transactions that have been made against a record such as an account or contract. Populated from the authorization record if there is delayed payment.</p>
PaymentMethodId	<p><b>Type</b> reference</p> <p><b>Properties</b> Create, Filter, Group, Nillable, Sort, Update</p> <p><b>Description</b> The payment method that the customer used to provide this payment information.</p>

Field	Details
PaymentNumber	<p><b>Type</b> string</p> <p><b>Properties</b> Autonumber, Defaulted on create, Filter, idLookup, Sort</p> <p><b>Description</b> System-created unique ID for this payment record.</p>
Phone	<p><b>Type</b> phone</p> <p><b>Properties</b> Create, Filter, Group, Nillable, Sort, Update</p> <p><b>Description</b> Phone number of the customer who initiated the payment.</p>
ProcessingMode	<p><b>Type</b> picklist</p> <p><b>Properties</b> Create, Filter, Group, Restricted picklist, Sort</p> <p><b>Description</b> Defines whether the payment has been made outside of the payment platform. Possible values are:</p> <ul style="list-style-type: none"> <li>• <b>External</b>: Transactions happened outside of the Salesforce payments platform.</li> <li>• <b>Salesforce</b>: Salesforce made and recorded an external call to the payment gateway.</li> </ul>
SfResultCode	<p><b>Type</b> picklist</p> <p><b>Properties</b> Create, Filter, Group, Nillable, Restricted picklist, Sort, Update</p> <p><b>Description</b> Salesforce-specific result code that can map to one or more gateway result codes. We recommend configuring the payment gateway adapter layer to map gateway result codes to the appropriate Salesforce result code. Possible values are:</p> <ul style="list-style-type: none"> <li>• <b>Decline</b>: The gateway call failed, but it may still work if the transaction is attempted again. For example, the customer had insufficient funds or briefly lost their connection.</li> <li>• <b>Indeterminate</b>: The gateway didn't respond to the call. This response usually happens when Salesforce times out while waiting for a response from the gateway.</li> <li>• <b>PermanentFail</b>: The gateway call failed and won't work even if tried again. Gateway calls fail permanently for one of two reasons: <ul style="list-style-type: none"> <li>– <b>Hard Decline</b>: The customer's payment account has been closed or terminated.</li> <li>– <b>Fraud</b>: The gateway recognized the payment or payment method as known fraud.</li> </ul> </li> </ul>

Field	Details
	<ul style="list-style-type: none"> <li>• <b>RequiresReview:</b> The customer bank requires more information before completing the payment.</li> <li>• <b>Success:</b> The gateway call succeeded.</li> <li>• <b>SystemError:</b> Salesforce ended the payment request before receiving a response. For example, Salesforce lost credentials or access to its server. Salesforce ends payment calls if it doesn't receive a response from the gateway within two minutes.</li> <li>• <b>ValidationError:</b> Customer payment data was incorrect, such as a misspelling in the credit card address or an incorrect CVV.</li> </ul>
Status	<p><b>Type</b> picklist</p> <p><b>Properties</b> Create, Filter, Group, Restricted picklist, Sort, Update</p> <p><b>Description</b> Defines the state of this payment. Possible values are:</p> <ul style="list-style-type: none"> <li>• <b>Canceled:</b> This payment has been unapplied from its target and can no longer be allocated.</li> <li>• <b>Draft:</b> The payment can be edited before posting it and allocating it to a target.</li> <li>• <b>Processed:</b> This payment has been finalized and can be allocated against a target.</li> </ul> <p>Users can manually change the Status field's values as follows:</p> <ul style="list-style-type: none"> <li>• Draft to Processed</li> <li>• Processed to Canceled</li> <li>• Draft to Canceled</li> </ul>
TotalApplied	<p><b>Type</b> currency</p> <p><b>Properties</b> Filter, Nillable, Sort</p> <p><b>Description</b> The total amount of this payment's balance that has been applied against an invoice.</p>
TotalRefundApplied	<p><b>Type</b> currency</p> <p><b>Properties</b> Filter, Nillable, Sort</p> <p><b>Description</b> The total amount of a refund that has been applied against this payment.</p>
TotalRefundUnapplied	<p><b>Type</b> currency</p>

Field	Details
	<p><b>Properties</b> Filter, Nillable, Sort</p> <p><b>Description</b> The total amount of a previously applied refund that has since been unapplied from this payment.</p>
TotalUnapplied	<p><b>Type</b> currency</p> <p><b>Properties</b> Filter, Nillable, Sort</p> <p><b>Description</b> The total amount of this payment that was previously applied and then unapplied.</p>
Type	<p><b>Type</b> picklist</p> <p><b>Properties</b> Create, Filter, Group, Restricted picklist, Sort, Update</p> <p><b>Description</b> Defines how the customer used this payment. Possible values are:</p> <ul style="list-style-type: none"> <li>• Capture</li> <li>• Sale</li> </ul>

SEE ALSO:

[OrderPaymentSummary](#)

## PaymentAuthorization

Represents a single payment authorization event where users can capture or reverse a payment against a reserve of funds. This object is available in API version 48.0 and later.

A common type of payment authorization occurs when a user sees a pending transaction against their credit card account.

## Supported Calls

`create()`, `delete()`, `describeLayout()`, `describeSObjects()`, `getDeleted()`, `getUpdated()`, `query()`, `retrieve()`, `undelete()`, `update()`, `upsert()`



## Special Access Rules

To access Commerce Payments entities, your org must have a Salesforce Order Management license with the Payment Platform org permission activated. Commerce Payments entities are available only in Lightning Experience.

## Fields

Field	Details
AccountId	<p><b>Type</b> reference</p> <p><b>Properties</b> Create, Filter, Group, Nillable, Sort, Update</p> <p><b>Description</b> Customer account.</p>
Amount	<p><b>Type</b> currency</p> <p><b>Properties</b> Create, Filter, Sort, Update</p> <p><b>Description</b> The amount authorized for the payment event.</p>
Balance	<p><b>Type</b> currency</p> <p><b>Properties</b> Filter, Nillable, Sort</p> <p><b>Description</b> Total authorized amount – any payment authorization reversals – any payment captures. Can be positive or negative.</p>
Comments	<p><b>Type</b> textarea</p> <p><b>Properties</b> Create, Filter, Nillable, Sort, Update</p> <p><b>Description</b> Users can enter comments to provide additional details about the authorization.</p>
Date	<p><b>Type</b> dateTime</p> <p><b>Properties</b> Create, Defaulted on create, Filter, Nillable, Sort, Update</p>

Field	Details
	<p><b>Description</b> By default, the day the authorization record was created. Users can also enter a different date. Editable only when the payment authorization's status is Draft.</p>
EffectiveDate	<p><b>Type</b> dateTime</p> <p><b>Properties</b> Create, Filter, Nillable, Sort, Update</p> <p><b>Description</b> The date on which the authorization takes effect. Editable only when the payment authorization's status is Draft.</p>
Email	<p><b>Type</b> email</p> <p><b>Properties</b> Create, Filter, Group, Nillable, Sort, Update</p> <p><b>Description</b> Fraud parameter.</p>
ExpirationDate	<p><b>Type</b> dateTime</p> <p><b>Properties</b> Create, Filter, Nillable, Sort, Update</p> <p><b>Description</b> Authorizations can't be captured after their expiration dates.</p>
GatewayAuthCode	<p><b>Type</b> string</p> <p><b>Properties</b> Create, Filter, Group, Nillable, Sort, Update</p> <p><b>Description</b> Authorization approval code from the payment gateway.</p>
GatewayDate	<p><b>Type</b> dateTime</p> <p><b>Properties</b> Create, Filter, Nillable, Sort, Update</p> <p><b>Description</b> Payment authorization approval code from the payment gateway.</p>
GatewayRefDetails	<p><b>Type</b> textarea</p>

Field	Details
	<p><b>Properties</b> Create, Filter, Nillable, Sort, Update</p> <p><b>Description</b> Additional data that can't be stored in other fields on the payment record. You can use this field for transactions following the initial transaction that creates the payment record. You can use any data that isn't normalized in financial entities. This field has a maximum length of 1000 characters and can store data as JSON or XML.</p>
GatewayRefNumber	<p><b>Type</b> string</p> <p><b>Properties</b> Create, Filter, Group, Nillable, Sort, Update</p> <p><b>Description</b> Unique transaction ID from the payment gateway.</p>
GatewayResultCode	<p><b>Type</b> string</p> <p><b>Properties</b> Create, Filter, Group, Nillable, Sort, Update</p> <p><b>Description</b> Gateway-specific result code. Must be mapped to a Salesforce-specific result code.</p>
GatewayResultCodeDescription	<p><b>Type</b> string</p> <p><b>Properties</b> Create, Filter, Group, Nillable, Sort, Update</p> <p><b>Description</b> Description of the gateway's result code. This field is useful for providing more information around why the gateway returned a certain result code.</p>
IpAddress	<p><b>Type</b> string</p> <p><b>Properties</b> Create, Filter, Group, Nillable, Sort, Update</p> <p><b>Description</b> Fraud parameter.</p>
LastReferencedDate	<p><b>Type</b> dateTime</p> <p><b>Properties</b> Filter, Nillable, Sort</p>

Field	Details
	<p><b>Description</b> The timestamp for when the current user last viewed a record related to this record.</p>
LastViewedDate	<p><b>Type</b> dateTime</p> <p><b>Properties</b> Filter, Nillable, Sort</p> <p><b>Description</b> The timestamp for when the current user last viewed this record. If this value is null, this record might only have been referenced (<code>LastReferencedDate</code>) and not viewed.</p>
MacAddress	<p><b>Type</b> string</p> <p><b>Properties</b> Create, Filter, Group, Nillable, Sort, Update</p> <p><b>Description</b> Fraud parameter.</p>
OrderPaymentSummaryId	<p><b>Type</b> reference</p> <p><b>Properties</b> Create, Filter, Group, Nillable, Sort, Update</p> <p><b>Description</b> Order payment summaries show the balances of each authorization, capture, and refund made against an order.</p>
PaymentAuthorizationNumber	<p><b>Type</b> string</p> <p><b>Properties</b> Autonumber, Defaulted on create, Filter, idLookup, Sort</p> <p><b>Description</b> System-provided unique ID for a payment authorization record.</p>
PaymentGatewayId	<p><b>Type</b> reference</p> <p><b>Properties</b> Create, Filter, Group, Nillable, Sort, Update</p> <p><b>Description</b> The Salesforce payment gateway record that created this authorization. This gateway will be used for subsequent captures.</p>

Field	Details
PaymentGroupId	<p><b>Type</b> reference</p> <p><b>Properties</b> Create, Filter, Group, Nillable, Sort, Update</p> <p><b>Description</b> Payment groups organize all the payment transactions that have been made against a record such as an account or contract. Populated from the authorization record if there is delayed payment.</p>
PaymentMethodId	<p><b>Type</b> reference</p> <p><b>Properties</b> Create, Filter, Group, Nillable, Sort, Update</p> <p><b>Description</b> The customer payment method provided during this authorization.</p>
Phone	<p><b>Type</b> phone</p> <p><b>Properties</b> Create, Filter, Group, Nillable, Sort, Update</p> <p><b>Description</b> Fraud parameter.</p>
ProcessingMode	<p><b>Type</b> picklist</p> <p><b>Properties</b> Create, Filter, Group, Restricted picklist, Sort</p> <p><b>Description</b> Defines whether the payment has been made outside of the payment platform. Possible values are:</p> <ul style="list-style-type: none"><li>• <code>External</code>: Transactions happened outside of the Salesforce payments platform.</li><li>• <code>Salesforce</code>: Salesforce made and recorded an external call to the payment gateway.</li></ul>
SfResultCode	<p><b>Type</b> picklist</p> <p><b>Properties</b> Create, Filter, Group, Nillable, Restricted picklist, Sort, Update</p> <p><b>Description</b> Salesforce-specific result code that can map to one or more gateway result codes. We recommend configuring the payment gateway adapter layer to map gateway result codes to the appropriate Salesforce result code.</p>

Field	Details
	<p>Possible values are:</p> <ul style="list-style-type: none"> <li>• <b>Decline</b>: The gateway call failed, but it may still work if the transaction is attempted again. For example, the customer had insufficient funds or briefly lost their connection.</li> <li>• <b>Indeterminate</b>: The gateway didn't respond to the call. This response usually happens when Salesforce times out while waiting for a response from the gateway.</li> <li>• <b>PermanentFail</b>: The gateway call failed and won't work even if tried again. Gateway calls fail permanently for one of two reasons: <ul style="list-style-type: none"> <li>– <b>Hard Decline</b>: The customer's payment account has been closed or terminated.</li> <li>– <b>Fraud</b>: The gateway recognized the payment or payment method as known fraud.</li> </ul> </li> <li>• <b>RequiresReview</b>: The customer bank requires more information before completing the payment.</li> <li>• <b>Success</b>: The gateway call succeeded.</li> <li>• <b>SystemError</b>: Salesforce ended the payment request before receiving a response. For example, Salesforce lost credentials or access to its server. Salesforce ends payment calls if it doesn't receive a response from the gateway within two minutes.</li> <li>• <b>ValidationError</b>: Customer payment data was incorrect, such as a misspelling in the credit card address or an incorrect CVV.</li> </ul>
Status	<p><b>Type</b> picklist</p> <p><b>Properties</b> Create, Filter, Group, Restricted picklist, Sort, Update</p> <p><b>Description</b> Defines the state of this payment.</p> <p>Possible values are:</p> <ul style="list-style-type: none"> <li>• <b>Cancelled</b>: This payment has been unapplied from its target and can no longer be allocated.</li> <li>• <b>Draft</b>: The payment can be edited before posting it and allocating it to a target.</li> <li>• <b>Processed</b>: This payment has been finalized and can be allocated against a target.</li> </ul> <p>Users can manually change the Status field's values as follows:</p> <ul style="list-style-type: none"> <li>• Draft to Processed</li> <li>• Processed to Canceled</li> <li>• Draft to Canceled</li> </ul>
TotalPaymentCaptureAmount	<p><b>Type</b> currency</p> <p><b>Properties</b> Filter, Nillable, Sort</p>

Field	Details
	<p><b>Description</b></p> <p>The sum of all authorization captures related to this payment authorization.</p>

SEE ALSO:

[OrderPaymentSummary](#)

## PaymentGateway

Platform entity that represents the connection to the external payment gateway. This object is available in API version 48.0 and later.

### Supported Calls

`create()`, `delete()`, `describeLayout()`, `describeSObjects()`, `getDeleted()`, `getUpdated()`, `query()`, `retrieve()`, `undelete()`, `update()`, `upsert()`

### Special Access Rules

To access Commerce Payments entities, your org must have a Salesforce Order Management license with the Payment Platform org permission activated. Commerce Payments entities are available only in Lightning Experience.

### Fields

Field	Details
Comments	<p><b>Type</b></p> <p>textarea</p> <p><b>Properties</b></p> <p>Create, Filter, Nillable, Sort, Update</p> <p><b>Description</b></p> <p>Users can add comments to provide additional details about a record. Maximum of 1000 characters.</p>
ExternalReference	<p><b>Type</b></p> <p>string</p> <p><b>Properties</b></p> <p>Create, Filter, Group, idLookup, Nillable, Sort, Update</p> <p><b>Description</b></p> <p>Allows Order Management Services to map an Order Management gateway to a Payments Platform gateway. This field is unique within your organization.</p>

Field	Details
LastReferencedDate	<p><b>Type</b> dateTime</p> <p><b>Properties</b> Filter, Nillable, Sort</p> <p><b>Description</b> The timestamp for when the current user last viewed a record related to this record.</p>
LastViewedDate	<p><b>Type</b> dateTime</p> <p><b>Properties</b> Filter, Nillable, Sort</p> <p><b>Description</b> The timestamp for when the current user last viewed this record. If this value is null, this record might only have been referenced (LastReferencedDate) and not viewed.</p>
MerchantCredentialId	<p><b>Type</b> reference</p> <p><b>Properties</b> Create, Filter, Group, Sort, Update</p> <p><b>Description</b> Looks up to the merchant credential setup entity to reference merchant information.</p>
PaymentGatewayName	<p><b>Type</b> string</p> <p><b>Properties</b> Create, Filter, Group, idLookup, Sort, Update</p> <p><b>Description</b> User-defined name for the payment gateway.</p>
PaymentGatewayProviderId	<p><b>Type</b> reference</p> <p><b>Properties</b> Create, Filter, Group, Sort, Update</p> <p><b>Description</b> Looks up to the payment gateway provider, which captures common details and configurations for payment gateways.</p>
Status	<p><b>Type</b> picklist</p> <p><b>Properties</b> Create, Filter, Group, Restricted picklist, Sort, Update</p>



Field	Details
	<p><b>Description</b></p> <p>Defines whether the Payments Platform can use this payment gateway for calls to the external payment gateway. Inactive payment gateways can't be used.</p> <p>Possible values are:</p> <ul style="list-style-type: none"> <li>• Active</li> <li>• Inactive</li> </ul>

## PaymentGatewayLog

Stores information exchanged between the Salesforce payments platform and external payment gateways. Gateway logs can also record payloads from external payment entities. This object is available in API version 48.0 and later.

Deleting or archiving a payment gateway log doesn't impact financial data on other payment entities.

## Supported Calls

`create()`, `delete()`, `describeLayout()`, `describeSObjects()`, `getDeleted()`, `getUpdated()`, `query()`, `retrieve()`, `undelete()`, `update()`, `upsert()`

## Special Access Rules

To access Commerce Payments entities, your org must have a Salesforce Order Management license with the Payment Platform org permission activated. Commerce Payments entities are available only in Lightning Experience.

## Fields

Field	Details
GatewayAuthCode	<p><b>Type</b></p> <p>string</p> <p><b>Properties</b></p> <p>Create, Filter, Group, Nillable, Sort, Update</p> <p><b>Description</b></p> <p>Authorization approval code from the gateway.</p>
GatewayAvsCode	<p><b>Type</b></p> <p>string</p> <p><b>Properties</b></p> <p>Create, Filter, Group, Nillable, Sort, Update</p> <p><b>Description</b></p> <p>Code sent by gateways that use an address verification system.</p>

Field	Details
GatewayDate	<p><b>Type</b> dateTime</p> <p><b>Properties</b> Create, Filter, Nillable, Sort, Update</p> <p><b>Description</b> The date and time that of the gateway communication that lead to the creation of this gateway log.</p>
GatewayMessage	<p><b>Type</b> string</p> <p><b>Properties</b> Create, Filter, Group, Nillable, Sort, Update</p> <p><b>Description</b> Information or error messages sent from the gateway.</p>
GatewayRefNumber	<p><b>Type</b> string</p> <p><b>Properties</b> Create, Filter, Group, Nillable, Sort, Update</p> <p><b>Description</b> Unique transaction ID created by the payment gateway.</p>
GatewayResultCode	<p><b>Type</b> string</p> <p><b>Properties</b> Create, Filter, Group, Nillable, Sort, Update</p> <p><b>Description</b> Gateway-specific result code. Must be mapped to a Salesforce-specific result code.</p>
GatewayResultCodeDescription	<p><b>Type</b> string</p> <p><b>Properties</b> Create, Filter, Group, Nillable, Sort, Update</p> <p><b>Description</b> Description of the gateway's result code. This field is useful for providing more information around why the gateway returned a certain result code.</p>
InteractionStatus	<p><b>Type</b> picklist</p> <p><b>Properties</b> Create, Filter, Group, Nillable, Restricted picklist, Sort, Update</p>

Field	Details
	<p><b>Description</b></p> <p>Describes the result of communication between the payments platform and a payment gateway.</p> <p>Possible values are:</p> <ul style="list-style-type: none"> <li>Failed</li> <li>Success</li> <li>Timeout</li> </ul>
InteractionType	<p><b>Type</b></p> <p>picklist</p> <p><b>Properties</b></p> <p>Create, Filter, Group, Nillable, Restricted picklist, Sort</p> <p><b>Description</b></p> <p>Describes the type of interaction with the gateway. This field is required for logs created in Salesforce.</p> <p>Possible values are:</p> <ul style="list-style-type: none"> <li>Authorization</li> <li>Avs</li> <li>Capture</li> <li>CheckGiftCardBalance</li> <li>ReferencedRefund</li> <li>Sale</li> <li>Void</li> </ul>
OrderPaymentSummaryId	<p><b>Type</b></p> <p>reference</p> <p><b>Properties</b></p> <p>Create, Filter, Group, Nillable, Sort, Update</p> <p><b>Description</b></p> <p>Order payment summaries show the balances of each authorization, capture, and refund made against an order.</p>
PaymentGatewayId	<p><b>Type</b></p> <p>reference</p> <p><b>Properties</b></p> <p>Create, Filter, Group, Nillable, Sort, Update</p> <p><b>Description</b></p> <p>The Payments Platform payment gateway record used for communication with the external payment gateway.</p>

Field	Details
PaymentGatewayLogNumber	<p><b>Type</b> string</p> <p><b>Properties</b> Autonumber, Defaulted on create, Filter, idLookup, Sort</p> <p><b>Description</b> System-generated unique ID for this payment gateway log record.</p>
ReferencedEntityId	<p><b>Type</b> reference</p> <p><b>Properties</b> Create, Filter, Group, Nillable, Sort, Update</p> <p><b>Description</b> Foreign key with DomainSet of PaymentAuth and Payment.</p>
Request	<p><b>Type</b> textarea</p> <p><b>Properties</b> Create, Nillable, Update</p> <p><b>Description</b> Raw payload. No sensitive attributes are stored.</p>
Response	<p><b>Type</b> textarea</p> <p><b>Properties</b> Create, Nillable, Update</p> <p><b>Description</b> Raw payload.</p>
SfRefNumber	<p><b>Type</b> string</p> <p><b>Properties</b> Create, Filter, Group, Nillable, Sort, Update</p> <p><b>Description</b> If an IdempotencyKey was passed in the API request, its value is stored here in text format.</p>
SfResultCode	<p><b>Type</b> picklist</p> <p><b>Properties</b> Create, Filter, Group, Nillable, Restricted picklist, Sort, Update</p>

**Field****Details****Description**

Salesforce-specific result code that can map to one or more gateway result codes. We recommend configuring the payment gateway adapter layer to map gateway result codes to the appropriate Salesforce result code.

Possible values are:

- **Decline**: The gateway call failed, but it may still work if the transaction is attempted again. For example, the customer had insufficient funds or briefly lost their connection.
- **Indeterminate**: The gateway didn't respond to the call. This response usually happens when Salesforce times out while waiting for a response from the gateway.
- **PermanentFail**: The gateway call failed and won't work even if tried again. Gateway calls fail permanently for one of two reasons:
  - **Hard Decline**: The customer's payment account has been closed or terminated.
  - **Fraud**: The gateway recognized the payment or payment method as known fraud.
- **RequiresReview**: The customer bank requires more information before completing the payment.
- **Success**: The gateway call succeeded.
- **SystemError**: Salesforce ended the payment request before receiving a response. For example, Salesforce lost credentials or access to its server. Salesforce ends payment calls if it doesn't receive a response from the gateway within two minutes.
- **ValidationError**: Customer payment data was incorrect, such as a misspelling in the credit card address or an incorrect CVV.

## PaymentGatewayProvider

---

Setup entity for payment gateways. Defines the connection to a payment gateway Apex adapter. This object is available in API version 48.0 and later.

### Supported Calls

`create()`, `delete()`, `describeSObjects()`, `query()`, `retrieve()`, `search()`, `update()`, `upsert()`

### Special Access Rules

To access Commerce Payments entities, your org must have a Salesforce Order Management license with the Payment Platform org permission activated. Commerce Payments entities are available only in Lightning Experience.

## Fields

Field	Details
ApexAdapterId	<p><b>Type</b> reference</p> <p><b>Properties</b> Create, Filter, Group, Nillable, Sort, Update</p> <p><b>Description</b> The Apex adapter reference for your payment gateway. This field is unique within your organization.</p>
Comments	<p><b>Type</b> textarea</p> <p><b>Properties</b> Create, Filter, Nillable, Sort, Update</p> <p><b>Description</b> Users can add comments to provide additional details about a record. Maximum of 1000 characters.</p>
DeveloperName	<p><b>Type</b> string</p> <p><b>Properties</b> Create, Filter, Group, Sort, Update</p> <p><b>Description</b> (Optional) The username of the developer who configured the payment gateway. For reference only.</p>
IdempotencySupported	<p><b>Type</b> picklist</p> <p><b>Properties</b> Create, Defaulted on create, Filter, Group, Nillable, Restricted picklist, Sort, Update</p> <p><b>Description</b> Defines whether the Payments Platform will charge the customer/merchant's card multiple times for the same transaction if the same request is made in rapid succession. This can occur when a user clicks a Pay button twice, or if the gateway's server goes down after fulfilling a payment request and the client immediately tries making another payment. If this field has a value of Yes, the Payments Platform ignores identical payment requests made immediately after an original request.</p> <p>Different payment gateways have varying levels of idempotency support. When configuring a new payment gateway integration, plan accordingly.</p> <p>Possible values are:</p> <ul style="list-style-type: none"> <li>• No</li> <li>• Yes</li> </ul>

Field	Details
Language	<p><b>Type</b> picklist</p> <p><b>Properties</b> Create, Defaulted on create, Filter, Group, Nillable, Restricted picklist, Sort, Update</p> <p><b>Description</b> Customer language used for the payment gateway.</p>
LastViewedDate	<p><b>Type</b> dateTime</p> <p><b>Properties</b> Filter, Nillable, Sort</p> <p><b>Description</b> The timestamp for when the current user last viewed this record. If this value is null, this record might only have been referenced (LastReferencedDate) and not viewed.</p>
MasterLabel	<p><b>Type</b> string</p> <p><b>Properties</b> Create, Filter, Group, idLookup, Sort, Update</p> <p><b>Description</b> Specifies the name of the payment gateway provider.</p>
NamespacePrefix	<p><b>Type</b> string</p> <p><b>Properties</b> Filter, Group, Nillable, Sort</p> <p><b>Description</b> Namespace for the payment gateway platform.</p>

## PaymentGroup

---

Top-level object that groups of all the payment transactions that have been processed an order or contract. PaymentGroup is a standalone object, so it isn't required for users to execute payment transactions (authorizations, captures, refunds, and sales). This object is available in API version 48.0 and later.

### Supported Calls

`create()`, `delete()`, `describeLayout()`, `describeSObjects()`, `getDeleted()`, `getUpdated()`, `query()`, `retrieve()`, `undelete()`, `update()`, `upsert()`

## Special Access Rules

To access Commerce Payments entities, your org must have a Salesforce Order Management license with the Payment Platform org permission activated. Commerce Payments entities are available only in Lightning Experience.

## Fields

Field	Details
PaymentGroupNumber	<p><b>Type</b> string</p> <p><b>Properties</b> Autonumber, Defaulted on create, Filter, idLookup, Sort</p> <p><b>Description</b> System-defined unique ID for the payment group.</p>
SourceObjectId	<p><b>Type</b> reference</p> <p><b>Properties</b> Create, Filter, Group, Nillable, Sort, Update</p> <p><b>Description</b> The order or invoice related to all the payment transactions in the payment group.</p>

## PaymentLineInvoice

Represents a payment allocated to or unallocated from an invoice. This object is available in API version 48.0 and later.

## Supported Calls

`create()`, `describeLayout()`, `describeSObjects()`, `getDeleted()`, `getUpdated()`, `query()`, `retrieve()`, `update()`, `upsert()`

## Special Access Rules


To access Commerce Payments entities, your org must have a Salesforce Order Management license with the Payment Platform org permission activated. Commerce Payments entities are available only in Lightning Experience.

## Fields

Field	Details
Amount	<p><b>Type</b> currency</p>



Field	Details
	<p><b>Properties</b> Create, Filter, Sort</p> <p><b>Description</b> Total amount applied or unapplied by this payment line.</p>
AppliedDate	<p><b>Type</b> dateTime</p> <p><b>Properties</b> Create, Filter, Nillable, Sort</p> <p><b>Description</b> The date that this line was applied to an invoice or payment. If this field is null, it inherits the value of the payment line invoice's Date field.</p>
AssociatedAccountId	<p><b>Type</b> reference</p> <p><b>Properties</b> Create, Filter, Group, Nillable, Sort</p> <p><b>Description</b> The account for this payment line's target invoice.</p>
AssociatedPaymentLineId	<p><b>Type</b> reference</p> <p><b>Properties</b> Create, Filter, Group, Nillable, Sort</p> <p><b>Description</b> The paymentLine that was unapplied. Populated only when PaymentLineInvoice's Type field has a value of Unapplied.</p>
Comments	<p><b>Type</b> textarea</p> <p><b>Properties</b> Create, Filter, Nillable, Sort, Update</p> <p><b>Description</b> Users can add comments to provide additional details about a record. Maximum of 1000 characters.</p>
Date	<p><b>Type</b> dateTime</p> <p><b>Properties</b> Create, Filter, Nillable, Sort</p> <p><b>Description</b> The date and time that this payment line was created.</p>

Field	Details
EffectiveDate	<p><b>Type</b> dateTime</p> <p><b>Properties</b> Create, Filter, Nillable, Sort</p> <p><b>Description</b> Defines the date and time when the payment line application or unapplication becomes effective.</p>
EffectiveImpactAmount	<p><b>Type</b> currency</p> <p><b>Properties</b> Filter, Nillable, Sort</p> <p><b>Description</b> Shows how this payment invoice line impacts a customer's accounts receivable. This value is positive when PaymentLineInvoice's Type field is Applied, and negative when PaymentLineInvoice's Type is Unapplied. If there's an unapplied line related to this record, EffectiveImpactAmount has a value of 0.</p> <p> <b>Note:</b> EffectiveImpactAmount evaluates only the applied and unapplied line pair. Therefore, the effective impact amount could be different for different lines within the same payment.</p>
HasBeenUnapplied	<p><b>Type</b> picklist</p> <p><b>Properties</b> Create, Filter, Group, Restricted picklist, Sort</p> <p><b>Description</b> Defines whether this payment line has been unapplied from the target invoice. Has a value of NA when PaymentInvoiceLine's Type field has a value of Unapplied. Can be No or Yes if Type has a value of Applied.</p> <p>Possible values are:</p> <ul style="list-style-type: none"> <li>• NA</li> <li>• No</li> <li>• Yes</li> </ul>
ImpactAmount	<p><b>Type</b> currency</p> <p><b>Properties</b> Filter, Nillable, Sort</p> <p><b>Description</b> Shows the payment's financial impact against the customer's accounts receivable. If PaymentLineInvoice has a Type of Applied, the ImpactAmount is the negative equivalent of the line's Amount field. Otherwise, ImpactAmount equals Amount.</p>

Field	Details
InvoiceId	<p><b>Type</b> reference</p> <p><b>Properties</b> Create, Filter, Group, Sort</p> <p><b>Description</b> Target invoice for this payment line.</p>
PaymentBalance	<p><b>Type</b> currency</p> <p><b>Properties</b> Filter, Nillable, Sort</p> <p><b>Description</b> Total balance of this line's parent payment record following the application or unapplication of this payment line.</p>
PaymentId	<p><b>Type</b> reference</p> <p><b>Properties</b> Create, Filter, Group, Sort</p> <p><b>Description</b> Parent payment for this payment line.</p>
PaymentLineInvoiceNumber	<p><b>Type</b> string</p> <p><b>Properties</b> Autonumber, Defaulted on create, Filter, idLookup, Sort</p> <p><b>Description</b> System-defined unique ID for this payment line.</p>
Type	<p><b>Type</b> picklist</p> <p><b>Properties</b> Create, Filter, Group, Restricted picklist, Sort</p> <p><b>Description</b> Defines whether this payment line has been applied or unapplied to the target invoice. Possible values are:</p> <ul style="list-style-type: none"> <li>• Applied</li> <li>• Unapplied</li> </ul>
UnappliedDate	<p><b>Type</b> dateTime</p>

Field	Details
	<p><b>Properties</b> Create, Filter, Nillable, Sort</p> <p><b>Description</b> The date that this payment line was unapplied from the target invoice. Populated only when the Type field equals Unapplied. Inherits the value of the Date field.</p>

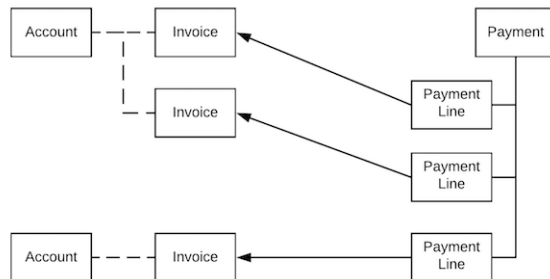
## Usage

Use a payment line to apply all or part of a payment's balance to an invoice. The PaymentLineInvoice object represents the balance taken from the payment and applied toward the invoice. You can apply a payment's balance when you create the payment record or afterward. The payment line must have the same currency as the parent payment.

A payment line has an amount, which represents the total amount taken from the payment, and balance, which represents the remaining amount after the payment line has been applied to an invoice. A payment's amount can't be less than the sum of all of its payment line amounts.

One payment can have multiple payment lines. A payment line must be related to only payment.

You can create multiple payment lines on a payment apply each line to different invoices on the same account, or to invoices on different accounts.



Here's one way you could use Salesforce API to apply a payment to an invoice using a payment line.

## PaymentMethod

The method that a buyer uses to compensate the seller of a good or service. Common payment methods include cash, checks, credit or debit cards, money orders, bank transfers, and online payment services. This object is available in API version 48.0 and later.

## Supported Calls

`describeSObjects()`, `query()`

## Special Access Rules

To access Commerce Orders entities, your org must have a Salesforce Order Management license. Commerce Orders entities are available only in Lightning Experience.

## Fields

Field	Details
AccountId	<p><b>Type</b> reference</p> <p><b>Properties</b> Filter, Group, Nillable, Sort</p> <p><b>Description</b> The account entity linked to this payment method.</p>
Comments	<p><b>Type</b> textarea</p> <p><b>Properties</b> Nillable</p> <p><b>Description</b> Users can add comments to provide additional details about a record. Maximum of 1000 characters.</p>
CompanyName	<p><b>Type</b> string</p> <p><b>Properties</b> Filter, Group, Nillable, Sort</p> <p><b>Description</b> Company name for this payment method. Part of the payment method's address.</p>
Name	<p><b>Type</b> string</p> <p><b>Properties</b> Filter, Group, idLookup, Sort</p> <p><b>Description</b> Unique number assigned to the payment method. Numbers start at 1000 and are read only, but administrators can change the format.</p>
NickName	<p><b>Type</b> string</p> <p><b>Properties</b> Filter, Group, Nillable, Sort</p>

Field	Details
	<p><b>Description</b> User-defined nickname for this payment method.</p>
PaymentMethodAddress	<p><b>Type</b> address</p> <p><b>Properties</b> Filter, Nillable</p> <p><b>Description</b> Uses address column type. First name and last name are listed as separate fields.</p>
PaymentMethodCity	<p><b>Type</b> string</p> <p><b>Properties</b> Filter, Group, Nillable, Sort</p> <p><b>Description</b> Part of the address for this payment method.</p>
PaymentMethodCountry	<p><b>Type</b> string</p> <p><b>Properties</b> Filter, Group, Nillable, Sort</p> <p><b>Description</b> Part of the address for this payment method.</p>
PaymentMethodGeocodeAccuracy	<p><b>Type</b> picklist</p> <p><b>Properties</b> Filter, Group, Nillable, Restricted picklist, Sort</p> <p><b>Description</b> Part of the address for this payment method.</p>
PaymentMethodLatitude	<p><b>Type</b> double</p> <p><b>Properties</b> Filter, Nillable, Sort</p> <p><b>Description</b> Part of the address for this payment method.</p>
PaymentMethodLongitude	<p><b>Type</b> double</p> <p><b>Properties</b> Filter, Nillable, Sort</p>

Field	Details
	<p><b>Description</b> Part of the address for this payment method.</p>
PaymentMethodPostalCode	<p><b>Type</b> string</p> <p><b>Properties</b> Filter, Group, Nillable, Sort</p> <p><b>Description</b> Part of the address for this payment method.</p>
PaymentMethodState	<p><b>Type</b> string</p> <p><b>Properties</b> Filter, Group, Nillable, Sort</p> <p><b>Description</b> Part of the address for this payment method.</p>
PaymentMethodStreet	<p><b>Type</b> textarea</p> <p><b>Properties</b> Filter, Group, Nillable, Sort</p> <p><b>Description</b> Part of the address for this payment method.</p>
Status	<p><b>Type</b> picklist</p> <p><b>Properties</b> Filter, Group, Restricted picklist, Sort</p> <p><b>Description</b> The state of the payment method. Possible values are:</p> <ul style="list-style-type: none"> <li>• <b>Active</b>: The Payments Platform can use the payment method to make payments.</li> <li>• <b>Cancelled</b>: The Payments Platform can no longer use the payment method to make payments.</li> <li>• <b>InActive</b>: The Payments Platform currently can't use the payment method to make payments. Admins can change this value to Active when needed.</li> </ul>

## PendingServiceRouting

Represents a work assignment that's waiting to be routed. This object is available in API version 40.0 and later.

## Supported Calls

`query()`, `getDeleted()`, `getUpdated()`, `retrieve()`

## Special Access Rules

To access this object, [Omni-Channel](#) must be enabled.

## Fields

Field	Details
CapacityPercentage	<p><b>Type</b> double</p> <p><b>Properties</b> Filter, Nillable, Sort, Update</p> <p><b>Description</b> Indicates the amount of work that this item represents as a percentage. Valid values are 0–100.</p>
CapacityWeight	<p><b>Type</b> double</p> <p><b>Properties</b> Filter, Nillable, Sort, Update</p> <p><b>Description</b> Indicates the amount of work that this work item represents as a whole number.</p>
CustomRequestedDatetime	<p><b>Type</b> dateTime</p> <p><b>Properties</b> Filter, Nillable, Sort, Update</p> <p><b>Description</b> Retains the datetime of a work item's initial request, so work items are rerouted using the datetime of the initial work request. When left blank, work items are rerouted using the datetime when they were rerouted.</p>
DropAdditionalSkillsTimeout	<p><b>Type</b> int</p> <p><b>Properties</b> Create, Filter, Nillable, Sort, Update</p>



Field	Details
	<p><b>Description</b></p> <p>The period of time to wait before a skill marked as additional is dropped from Omni-Channel routing. The case is then routed to the best-matched agent even if they don't have all the skills.</p>
GroupId	<p><b>Type</b> reference</p> <p><b>Properties</b> Filter, Group, Nillable, Sort</p> <p><b>Description</b> The ID of the Omni-Channel queue.</p>
IsPushAttempted	<p><b>Type</b> boolean</p> <p><b>Properties</b> Defaulted on create, Filter, Group, Sort</p> <p><b>Description</b> Indicates whether a push has been attempted. <code>true</code> if an agent was chosen at least once to route this <code>PendingServiceRouting</code>; <code>false</code> otherwise.</p>
IsPushed	<p><b>Type</b> boolean</p> <p><b>Properties</b> Defaulted on create, Filter, Group, Sort</p> <p><b>Description</b> Indicates whether the <code>PendingServiceRouting</code> is pushed to an agent.</p>
IsReadyforRouting	<p><b>Type</b> boolean</p> <p><b>Properties</b> Defaulted on create, Filter, Group, Sort</p> <p><b>Description</b> Indicates whether the work item is ready to be routed to an agent. You can't edit a <code>PendingServiceRouting</code> object that is set to <code>True</code>.</p>
IsTransfer	<p><b>Type</b> boolean</p> <p><b>Properties</b> Defaulted on create, Filter, Group, Sort</p> <p><b>Description</b> Indicates whether this <code>PendingServiceRouting</code> is a transfer request.</p>

Field	Details
LastDeclinedAgentSession	<p><b>Type</b> string</p> <p><b>Properties</b> Filter, Group, Nillable, Sort</p> <p><b>Description</b> Chat Session ID of the agent who last declined this work item.</p>
Name	<p><b>Type</b> string</p> <p><b>Properties</b> Defaulted on create, Filter, Sort</p> <p><b>Description</b> Name of the PendingServiceRouting.</p>
OwnerId	<p><b>Type</b> reference</p> <p><b>Properties</b> Filter, Group, Sort</p> <p><b>Description</b> The ID of the owner of this PendingServiceRouting.</p>
PreferredUserId	<p><b>Type</b> reference</p> <p><b>Properties</b> Create. Filter, Group, Nillable, Sort, Update.</p> <p><b>Description</b> The ID of the preferred user to handle the work.</p>
QueueId	<p><b>Type</b> reference</p> <p><b>Properties</b> Filter, Group, Nillable, Sort</p> <p><b>Description</b> The ID of the Omni-Channel queue. Due to API changes, QueueId is no longer recommended. Use <a href="#">GroupId</a> instead.</p>
RoutingModel	<p><b>Type</b> picklist</p> <p><b>Properties</b> Filter, Group, Nillable, Sort</p>

Field	Details
	<p><b>Description</b></p> <p>Type of routing model. For a queue configured with a queue routing configuration, the routing model is <code>ExternalRouting</code> for all external routing <code>PendingServiceRouting</code>.</p>
<code>RoutingPriority</code>	<p><b>Type</b></p> <p>int</p> <p><b>Properties</b></p> <p>Filter, Group, Nillable, Sort</p> <p><b>Description</b></p> <p>The order in which work items are routed to agents.</p>
<code>RoutingType</code>	<p><b>Type</b></p> <p>string</p> <p><b>Properties</b></p> <p>Filter, Group, Nillable, Sort</p> <p><b>Description</b></p> <p>Indicates whether the work item is routed by queue or by skills-based routing. Valid values are <code>QueueBased</code> and <code>SkillsBased</code>.</p>
<code>SecondaryRoutingPriority</code>	<p><b>Type</b></p> <p>int</p> <p><b>Properties</b></p> <p>Create, Filter, Group, Nillable, Sort, Update</p> <p><b>Description</b></p> <p>Indicates the secondary routing priority.</p>
<code>Serial</code>	<p><b>Type</b></p> <p>int</p> <p><b>Properties</b></p> <p>Filter, Group, Nillable, Sort</p> <p><b>Description</b></p> <p>Serial number of the <code>PendingServiceRouting</code>. The serial number is automatically incremented each time the <code>PendingServiceRouting</code> is modified.</p>
<code>ServiceChannelId</code>	<p><b>Type</b></p> <p>reference</p> <p><b>Properties</b></p> <p>Filter, Group, Sort</p> <p><b>Description</b></p> <p>ID of the Service Channel.</p>

Field	Details
WorkItemId	<p><b>Type</b> reference</p> <p><b>Properties</b> Filter, Group, Sort</p> <p><b>Description</b> ID of the work item.</p>

## Usage

When you use `PendingServiceRouting` objects for queue-based routing, the `PendingServiceRouting` objects don't invoke triggers before or after insert, or any action (trigger, workflow rule, validation) that could interfere with the creation of the `PendingServiceRouting` object.

## Associated Objects

This object has the following associated objects. Unless noted, they are available in the same API version as this object.

### [PendingServiceRoutingOwnerSharingRule](#)

Sharing rules are available for the object.

### [PendingServiceRoutingShare](#)

Sharing is available for the object.

## Period

Represents a fiscal period defined in `FiscalYearSettings`.

## Supported Calls

`describeSObjects()`, `getDeleted()`, `getUpdated()`, `query()`, `retrieve()`

## Special Access Rules

As of Spring '20 and later, only Chatter Free users and standard users can access this object.

## Fields

Field	Details
EndDate	<p><b>Type</b> date</p> <p><b>Properties</b> Filter, Group, Sort</p>

Field	Details
	<p><b>Description</b> The last date of the fiscal period.</p>
FiscalYearSettingsId	<p><b>Type</b> reference</p> <p><b>Properties</b> Filter, Nillable, Group, Sort</p> <p><b>Description</b> The parent record for this period.</p>
FullyQualifiedLabel	<p><b>Type</b> string</p> <p><b>Properties</b> Group, Nillable</p> <p><b>Description</b> Represents the period's complete name in the UI. For example, "September FY 2016".</p>
IsForecastPeriod	<p><b>Type</b> boolean</p> <p><b>Properties</b> Defaulted on create, Filter, Group, Sort</p> <p><b>Description</b> Indicates whether the period is associated with Collaborative Forecasts (<code>true</code>) or not (<code>false</code>).</p>
Number	<p><b>Type</b> int</p> <p><b>Properties</b> Filter, Nillable, Group, Sort</p> <p><b>Description</b> If the labeling scheme of your fiscal year's quarters or months is numbered, this field indicates the relative number of the row.</p>
PeriodLabel	<p><b>Type</b> picklist</p> <p><b>Properties</b> Filter, Group, Nillable, Sort</p> <p><b>Description</b> If the months in your fiscal year use custom names, then this field contains the appropriate name for rows of type Month.</p>

Field	Details
QuarterLabel	<p><b>Type</b> picklist</p> <p><b>Properties</b> Defaulted on create, Filter, Group, Nillable, Sort</p> <p><b>Description</b> If the quarters in your fiscal year use custom names, then this field contains the appropriate name for rows of type Quarter.</p>
StartDate	<p><b>Type</b> date</p> <p><b>Properties</b> Filter, Group, Sort</p> <p><b>Description</b> The first date of the fiscal period.</p>
Type	<p><b>Type</b> picklist</p> <p><b>Properties</b> Filter, Group, Nillable, Restricted picklist, Sort</p> <p><b>Description</b> Indicates whether the period is of type Month, Quarter, Week, or Year. Label is the field value.</p>

## Usage

In API version 36.0 and earlier, querying the Period object yields no results. In API version 37.0 and later, a query returns period records.

SEE ALSO:

[FiscalYearSettings](#)

## PermissionSet

Represents a set of permissions that's used to grant more access to one or more users without changing their profile or reassigning profiles. This object is available in API version 22.0 and later.

You can use permission sets to grant access, but not to deny access.

## Supported Calls

`create()`, `delete()`, `describeSObjects()`, `query()`, `retrieve()`, `search()`, `update()`, `upsert()`

### Child Relationships

PermissionSet has a read-only child relationship with PermissionSetGroup. PermissionSet contains the aggregated permissions for the group.

## Special Access Rules

As of Summer '20 and later, only users who have one of these permissions can access this object:

- View Setup and Configuration
- Manage Session Permission Set Activations
- Assign Permission Sets
- Manage Profiles and Permission Sets

To view the following settings, assignments, and permissions for standard and custom objects in a specified permission set, the View Setup and Configuration permission is required.


- Client settings
- Field permissions
- Layout assignments
- Object permissions
- Permission dependencies
- Permission set tab settings
- Permission set group components
- Record types

## Fields

Field Name	Details
Description	<p><b>Type</b> string</p> <p><b>Properties</b> Create, Filter, Nillable, Group, Sort, Update</p> <p><b>Description</b> A description of the permission set. Limit: 255 characters.</p>
HasActivationRequired	<p><b>Type</b> boolean</p> <p><b>Properties</b> Create, Defaulted on create, Filter, Group, Sort, Update</p> <p><b>Description</b> Indicates whether the permission set requires an associated active session (<code>true</code>) or not (<code>false</code>).</p>
IsCustom	<p><b>Type</b> boolean</p>

Field Name	Details
	<p><b>Properties</b> Defaulted on create, Filter, Group, Sort</p> <p><b>Description</b> If <code>true</code>, the permission set is custom (created by an admin); if <code>false</code>, the permission set is standard and related to a specific permission set license.</p>
IsOwnedByProfile	<p><b>Type</b> boolean</p> <p><b>Properties</b> Defaulted on create, Filter, Group, Sort</p> <p><b>Description</b> If <code>true</code>, the permission set is owned by a profile. Available in API version 25.0 and later.</p>
Label	<p><b>Type</b> string</p> <p><b>Properties</b> Create, Filter, Group, Sort, Update</p> <p><b>Description</b> The permission set label, which corresponds to <b>Label</b> in the user interface. Limit: 80 characters.</p>
LicenseId	<p><b>Type</b> reference</p> <p><b>Properties</b> Create, Filter, Group, Nillable, Sort</p> <p><b>Description</b> The ID of either the related PermissionSetLicense or UserLicense associated with this permission set. Available in API version 38.0 and later. Use this field instead of <code>UserLicenseId</code>, which is deprecated and only available up to API Version 37.0.</p>
Name	<p><b>Type</b> string</p> <p><b>Properties</b> Create, Filter, Group, Sort, Update</p> <p><b>Description</b> The unique name of the object in the API. This name can contain only underscores and alphanumeric characters, and must be unique in your organization. It must begin with a letter, not include spaces, not end with an underscore, and not contain two consecutive underscores. Corresponds to <b>API Name</b> in the user interface. Limit: 80 characters.</p>
NamespacePrefix	<p><b>Type</b> string</p>



Field Name	Details
	<p><b>Properties</b> Filter, Group, Nillable, Sort</p> <p><b>Description</b> The namespace prefix for a permission set that's been installed as part of a managed package. If the permission set isn't packaged or is part of an unmanaged package, this value is empty. Available in API version 23.0 and later.</p>
PermissionsPermissionName	<p><b>Type</b> boolean</p> <p><b>Properties</b> Create, Filter, Update</p> <p><b>Description</b> One field for each permission. If <code>true</code>, users assigned to this permission set have the named permission. The number of fields varies depending on the permissions for the organization and license type.</p> <p> <b>Tip:</b> To get a list of available permissions in the SOAP API, use <code>describeSObjects()</code>.</p>
PermissionSetGroupId	<p><b>Type</b> reference</p> <p><b>Properties</b> Filter, Group, Nillable, Sort</p> <p><b>Description</b> If the permission set is owned by a permission set group, this field returns the ID of the permission set group. If the permission set isn't owned by a permission set group, this field returns a null value. Available in API version 45.0 and later.</p>
ProfileId	<p><b>Type</b> reference</p> <p><b>Properties</b> Filter, Group, Nillable, Sort</p> <p><b>Description</b> If the permission set is owned by a profile, this field returns the ID of the Profile. If the permission set isn't owned by a profile, this field returns a null value. Available in API version 25.0 and later.</p>
Type	<p><b>Type</b> reference</p> <p><b>Properties</b> Filter, Group, Nillable, Sort</p> <p><b>Description</b> Available in API version 46.0 and later.</p>

Field Name	Details
UserLicenseId	<p><b>Type</b> reference</p> <p><b>Properties</b> Create, Filter, Group, Nillable, Sort</p> <p><b>Description</b> ID of the UserLicense associated with this permission set. This field is nillable in API version 26.0 and later and available up to API version 37.0 In API version 38.0 and later, use <code>LicenseId</code>.</p>

## Usage

Use the PermissionSet object to query existing permission sets.

For example, to search for all permission sets that contain the “Modify All Data” permission:

```
SELECT Name, PermissionsModifyAllData
FROM PermissionSet
WHERE PermissionsModifyAllData=true
```

When combined with the PermissionSetAssignment object, you can create a nested query that returns all users assigned to a particular permission like “Modify All Data”:

```
SELECT Name, (SELECT AssigneeId FROM Assignments)
FROM PermissionSet
WHERE PermissionsModifyAllData=true
```

If the permission set isn’t assigned to a user, you can also create or delete a permission set.

## User Licenses

The user license controls the permissions that are available in a permission set.

Every permission set can be associated with a user license or permission set license. If you plan to assign a permission set to multiple users with different user and permission set licenses, leave `LicenseId` empty. If only users with one type of license use this permission set, set the `LicenseId` to that single user or permission set license. If you want a permission set associated with a permission set license, then set `LicenseId` to the permission set license. To get the `LicenseId`, run this query:

```
SELECT Id, Name
FROM UserLicense
```

Alternatively, to query a user or profile for the `LicenseId`.

```
SELECT Id, Profile.UserLicenseId
FROM User
```

## Child Objects

When using the API, think of each permission set or related set of access controls as an empty container that you fill with permission records.

In the API, a permission set can contain user, object, and field permissions, and setup entity access settings for other settings, such as Apex classes.

- ObjectPermissions and FieldPermissions objects are available in API version 24.0 and later.
- The SetupEntityAccess object is available in API version 25.0 and later.
- The PermissionSetGroupComponent object is available in API version 45 and later.

Only user permissions are managed in the PermissionSet API object; all other permission types are managed in child API objects.

In these child objects, access is stored in a record, while the absence of a record indicates no access. To return a record in a SOQL query, a minimum permission or setting is required for each child object.

Because permissions are stored in related objects, it's important to understand what questions to ask when using SOQL. For example, let's say you want to know which permission sets have "Delete" on an object. You also want to know which ones include permissions that allow approval of a return merchandise authorization (where the approval checkbox is controlled with field permissions). Asking the right questions when using SOQL with permission sets ensures that you get the information you need, such as whether to migrate permissions or assign a permission set to a user.

For example, the following returns all permission sets where the "Read" permission is enabled for the Merchandise\_\_c object.

```
SELECT SubjectType, ParentId, PermissionsRead
FROM ObjectPermissions
WHERE PermissionsRead = True AND SubjectType = 'Merchandise__c'
```

You can query for all permission sets that have "Read" on an object. However, you can't query for permission sets that have no access on an object, because no records exist for that object. For example, the following returns no records because the object must have at least "Read" to return any records.

```
SELECT SubjectType, ParentId, PermissionsRead
FROM ObjectPermissions
WHERE PermissionsRead = False AND SubjectType = 'Merchandise__c'
```


If you have at least the "Read" permission on an object, you can create a conditional query on other permissions in the same object. For example, the following returns any records where the object has at least the "Read" permission but not the "Edit" permission.

```
SELECT ParentId, PermissionsRead, PermissionsEdit
FROM ObjectPermissions
WHERE PermissionsEdit = False AND SubjectType = 'Merchandise__c'
```

To set an object or field permission to no access, delete the record that contains the permission. For example, to disable all object permissions in the Merchandise\_\_c object for a particular permission set, first query to retrieve the ID of the object permission record.

```
SELECT Id
FROM ObjectPermissions
WHERE SubjectType = 'Merchandise__c'
```

Then delete the IDs returned from the query.

-  **Note:** If you try to update the object or field permissions by setting all permissions to false, the permission record is automatically deleted. Any subsequent queries for the record ID won't return results and you must add a new permission record to grant access.

## View a Permission Set with Nested Queries

You can build on the PermissionSet object using child relationships that show all of the permissions in a single permission set. For example, the following returns all permission sets and displays the “Transfer Leads” permission, as well as any “Read” permissions on any objects and fields.

```
SELECT Label, PermissionsTransferAnyLead,
(SELECT SubjectType, PermissionsRead FROM ObjectPerms),
(SELECT SubjectType, Field, PermissionsRead FROM FieldPerms)
FROM PermissionSet
```

## Associated Profiles

In API version 25.0 and later, every profile is associated with a permission set that stores the profile’s user, object, and field permissions, as well as setup entity access settings. You can query permission sets that are owned by profiles but not modify them.

The following example returns all permission sets, including those owned by a profile.

```
SELECT Id, Label, ProfileId, Profile.Name
FROM PermissionSet
```

The following returns all permission sets except those permissions owned by profiles.


```
SELECT Id, Label, ProfileId, Profile.Name, IsOwnedByProfile
FROM PermissionSet
WHERE IsOwnedByProfile = FALSE
```

Because permission sets have child objects in the API, you can query their values on permission sets owned by a profile. For example, the following returns all enabled object permission records for profiles only.

```
SELECT Id, ParentId, PermissionsRead, SubjectType, Parent.ProfileId
FROM ObjectPermissions
WHERE Parent.IsOwnedByProfile = TRUE
```

Once you have the IDs for permission sets that are owned and not owned by profiles, use the [PermissionSetAssignment](#) object to see if users can access objects or fields via their profile permissions or their permission sets. For example, the following SOQL query returns all users who have the “Read” permission on the Merchandise\_\_c object. It also specifies whether the permission is granted through a profile or permission set.

```
SELECT Assignee.Name, PermissionSet.Id, PermissionSet.isOwnedByProfile
FROM PermissionSetAssignment
WHERE PermissionSetId
IN (SELECT ParentId
FROM ObjectPermissions
WHERE SObjectType = 'Merchandise__c' AND PermissionsRead = true)
```

 **Note:** For permission sets that are owned by profiles, don't use Name and Label values that are returned in a query. Name and Label values from queries can change.

SEE ALSO:

[ObjectPermissions](#)  
[FieldPermissions](#)  
[SetupEntityAccess](#)  
[PermissionSetAssignment](#)  
[Profile](#)

## PermissionSetAssignment

---

Represents the association between a User and a PermissionSet. This object is available in API version 22.0 and later.

### Supported Calls

`create()`, `delete()`, `describeSObjects()`, `query()`, `retrieve()`

### Special Access Rules

As of Summer '20 and later, only users who have one of these permissions can access this object:

- View Setup and Configuration
- Manage Session Permission Set Activations
- Assign Permission Sets

### Fields

Field Name	Details
AssigneeId	<p><b>Type</b> reference</p> <p><b>Properties</b> Create, Filter, Group, Sort</p> <p><b>Description</b> ID of the User to assign the permission set specified in <code>PermissionSetId</code>.</p>
PermissionSetGroupId	<p><b>Type</b> reference</p> <p><b>Properties</b> Create, Filter, Group, Nillable, Sort</p>

Field Name	Details
	<p><b>Description</b></p> <p>If associated with a permission set group, this is the ID of that group. This field is available in API version 45.0 and later as part of a pilot. Refer to <a href="#">PermissionSetGroup</a> for more information.</p>
PermissionSetId	<p><b>Type</b></p> <p>reference</p> <p><b>Properties</b></p> <p>Create, Filter, Group, Nillable, Sort</p> <p><b>Description</b></p> <p>ID of the PermissionSet to assign to the user specified in <code>AssigneeId</code>.</p>

## Usage

### Finding Permission Set Assignments

Use the `PermissionSetAssignment` object to query permission set assignments to find out which permission sets are assigned to which users. Because each user can be assigned to many permission sets and each permission set can be assigned to many users, each `PermissionSetAssignment` ID represents the association of a single user and single permission set.

For example, to search for all permission sets assigned to a particular user:

```
SELECT Id, PermissionSetId
FROM PermissionSetAssignment
WHERE AssigneeId = '005600000017cKt'
```

To search for all users assigned to a particular permission set:

```
SELECT Id, AssigneeId
FROM PermissionSetAssignment
WHERE PermissionSetId = '0PS30000000000e'
```

You can also create a new permission set assignment, or use `delete` to remove a permission set that's assigned to a user. To update an assignment, delete an existing assignment and insert a new one.

### User Licenses

When assigning a permission set, if the `PermissionSet` has a `UserLicenseId`, its `UserLicenseId` and the Profile `UserLicenseId` must match. To determine a user's license assignment, query the user's profile and then query the profile's license.

For example, to find a user's profile ID:

```
SELECT Id, ProfileId
FROM User
WHERE Id = '005D0000001GMAT'
```

To find a permission set's `UserLicenseId`:

```
SELECT Id, LicenseId
FROM PermissionSet
WHERE Id = '0PS30000000000e'
```

If the IDs match, the assignment succeeds.

To find all the permission sets with no license that are assigned to any user:

```
SELECT Id, Assignee.Name, PermissionSet.Name
FROM PermissionSetAssignment
WHERE PermissionSet.LicenseId = null
```

SEE ALSO:

[PermissionSet](#)

## PermissionSetGroup

---

Represents a group of permission sets and the permissions within them. Use permission set groups to organize permissions based on job functions or tasks. Then, you can package the groups as needed. This object is available in API version 45.0 and later.

### Supported Calls

`create()`, `delete()`, `describeObject()`, `query()`, `retrieve()`, `update()`, `upsert()`

### Special Access Rules

As of Summer '20 and later, only users who have one of these permissions can access this object:

- View Setup and Configuration
- Manage Session Permission Set Activations
- Assign Permission Sets

### Fields

Field Name	Details
Description	<p><b>Type</b> textarea</p> <p><b>Properties</b> Create, Filter, Group, Nillable, Sort, Update</p> <p><b>Description</b> The Permission Set Group description.</p>
DeveloperName	<p><b>Type</b> string</p> <p><b>Properties</b> Create, Filter, Group, Sort, Update</p> <p><b>Description</b> The permission set group name used in the API.</p>

Field Name	Details
Language	<p><b>Type</b> picklist</p> <p><b>Properties</b> Create, Defaulted on create, Filter, Group, Nillable, Restricted picklist, Sort, Update</p> <p><b>Description</b> The Permission Set Group language. Possible values are:</p> <ul style="list-style-type: none"> <li>• da (Danish)</li> <li>• de (German)</li> <li>• en_US (English)</li> <li>• es (Spanish)</li> <li>• es_MX (Spanish - Mexican)</li> <li>• fi (Finnish)</li> <li>• fr (French)</li> <li>• it (Italian)</li> <li>• ja (Japanese)</li> <li>• ko (Korean)</li> <li>• nl_NL (Dutch)</li> <li>• no (Norwegian)</li> <li>• pt_BR (Portuguese - Brazilian)</li> <li>• ru (Russian)</li> <li>• sv (Swedish)</li> <li>• th (Thai)</li> <li>• zh_CN (Chinese - Simplified)</li> <li>• zh_TW (Chinese - Traditional)</li> </ul>
MasterLabel	<p><b>Type</b> string</p> <p><b>Properties</b> Create, Filter, Group, Sort, Update</p> <p><b>Description</b> The permission set group label for the aggregated permissions.</p>
NamespacePrefix	<p><b>Type</b> string</p> <p><b>Properties</b> Filter, Group, Nillable, Sort</p> <p><b>Description</b> The permission set group namespace prefix.</p>



Field Name	Details
Status	<p><b>Type</b> picklist</p> <p><b>Properties</b> Defaulted on create, Filter, Group, Restricted picklist, Sort</p> <p><b>Description</b> Indicates permission set group recalculation status.</p> <ul style="list-style-type: none"> <li>• <code>Updated</code>. The group is current.</li> <li>• <code>Outdated</code>. The group requires recalculation.</li> <li>• <code>Updating</code>. The group is in recalculation mode.</li> <li>• <code>Failed</code>. The group recalculation failed.</li> </ul>

## Usage

Use the `PermissionSetGroup` object to query existing permission set groups and to find which aggregated permissions are included in the group.

For example, to search for all object permissions in a permission set group named `StandardAccountingUsers`:

```
SELECT SObjectType
FROM ObjectPermissions
WHERE Parent.PermissionSetGroup.DeveloperName = 'StandardAccountingUsers'
```

To create a permission set group using REST API, you can submit a POST request.

```
POST
/services/data/v45.0/tooling/objects/PermissionSetGroup/

{
  "DeveloperName": "Sales", "MasterLabel": "sales_label"
}
```

## PermissionSetGroupComponent

A junction object that relates the `PermissionSetGroup` and `PermissionSet` objects via their respective IDs; enables permission set group recalculation to determine the aggregated permissions for the group. This object is available in API version 45.0 and later.

## Supported Calls

`create()`, `delete()`, `describeObject()`, `query()`, `retrieve()`

### Child Relationships

`PermissionSetGroupComponent` is a child object of `PermissionSet` and `PermissionSetGroup`.

## Special Access Rules

As of Spring '20 and later, only users with the "View Setup and Configuration" permission can access this object.

## Fields

Field Name	Details
PermissionSetGroupId	<p><b>Type</b> reference</p> <p><b>Properties</b> Create, Filter, Group, Sort</p> <p><b>Description</b> The unique permission set group ID.</p>
PermissionSetId	<p><b>Type</b> reference</p> <p><b>Properties</b> Create, Filter, Group, Sort</p> <p><b>Description</b> The unique permission set ID of a permission set in a permission set group.</p>

## Usage

Use the PermissionSetGroupComponent object to add members to or delete members from a permission set group, or to query for group members.

## PermissionSetLicense


Represents a license that's used to enable one or more users to receive a specified permission without changing their profile or reassigning profiles. You can use permission set licenses to grant access, but not to deny access. This object is available in API version 29.0 and later.

## Supported Calls

`describeSObjects()`, `query()`, `retrieve()`

## Fields

Field Name	Details
DeveloperName	<p><b>Type</b> string</p>

Field Name	Details
	<p><b>Properties</b> Filter, Group, Sort</p> <p><b>Description</b> The unique name of the object in the API. This name can contain only underscores and alphanumeric characters, and must be unique in your org. It must begin with a letter, not include spaces, not end with an underscore, and not contain two consecutive underscores.</p> <p> <b>Note:</b> When creating large sets of data, always specify a unique <code>DeveloperName</code> for each record. If no <code>DeveloperName</code> is specified, performance may slow while Salesforce generates one for each record.</p>
ExpirationDate	<p><b>Type</b> date</p> <p><b>Properties</b> Filter, Group, Nillable, Sort</p> <p><b>Description</b> The date at which the permission set license expires.</p>
Language	<p><b>Type</b> picklist</p> <p><b>Properties</b> Filter, Group, Restricted picklist, Sort</p> <p><b>Description</b> The language of the permission set license.</p>
MasterLabel	<p><b>Type</b> string</p> <p><b>Properties</b> Filter, Group, Sort</p> <p><b>Description</b> The label of the permission set license. Label is <b>Permission Set License Label</b>.</p>
MaximumPermissions <i>PermissionName</i>	<p><b>Type</b> boolean</p> <p><b>Properties</b> Filter,</p> <p><b>Description</b> One field for each permission. For example, <code>MaximumPermissionsIdentityConnect</code> corresponds to the “Use Identity Connect” permission.</p>

Field Name	Details
	If <i>true</i> , this PermissionSetLicense grants the specified permission. The number of fields varies depending on the permissions available for the organization.
MaximumPermissionsShowCompanyNameAsUserBadge	<p><b>Type</b> boolean</p> <p><b>Properties</b> Filter</p> <p><b>Description</b> When on, a user's company name, if available, will be displayed in place of the community role.</p>
PermissionSetLicenseKey	<p><b>Type</b> string</p> <p><b>Properties</b> Filter, Group, idLookup, Sort</p> <p><b>Description</b> A string that uniquely identifies a particular permission set license.</p>
Status	<p><b>Type</b> picklist</p> <p><b>Properties</b> Filter, Group, Restricted picklist, Sort</p> <p><b>Description</b> The status of a permission set license. If <i>Active</i>, the permission set license is available. If <i>Disabled</i>, the permission set license has expired.</p>
TotalLicenses	<p><b>Type</b> int</p> <p><b>Properties</b> Filter, Group, Sort</p> <p><b>Description</b> The total number of this permission set license that are available to your organization.</p>
UsedLicenses	<p><b>Type</b> int</p> <p><b>Properties</b> Filter, Group, Sort</p> <p><b>Description</b> The number of this permission set license that are currently assigned to users.</p>

## Usage

Users with the “View Setup and Configuration” permission can use the PermissionSetLicense object to view the set of currently defined permission set licenses in your organization.

Use the PermissionSetLicense object to query existing permission licenses.

For example, to return a list of all active permission set licenses:

```
SELECT MasterLabel
FROM PermissionSetLicense
WHERE Status = 'Active'
```

When combined with the PermissionSetLicenseAssign object, you can create a nested query that returns all users assigned to a particular permission set license like “Identity Connect”:

```
SELECT MasterLabel, (SELECT AssigneeId FROM PermissionSetLicenseAssignments)
FROM PermissionSetLicense
WHERE MaximumPermissionsIdentityConnect=true
```

SEE ALSO:

[PermissionSetLicenseAssign](#)

## PermissionSetLicenseAssign

---

Represents the association between a User and a PermissionSetLicense. This object is available in API version 29.0 and later.



**Note:** The relationship name for PermissionSetLicenseAssign is *PermissionSetLicenseAssignments*.

## Supported Calls

`create()`, `delete()`, `describeSObjects()`, `query()`, `retrieve()`

## Special Access Rules

As of Summer '20 and later, only users who have one of these permissions can access this object:

- View Setup and Configuration
- Assign Permission Sets

## Fields

Field Name	Details
AssigneeId	<p><b>Type</b> reference</p> <p><b>Properties</b> Create, Filter, Group, Sort</p>

Field Name	Details
	<p><b>Description</b></p> <p>ID of the User to assign the permission set license specified in <code>PermissionSetLicenseId</code>.</p>
<code>PermissionSetLicenseId</code>	<p><b>Type</b></p> <p>reference</p> <p><b>Properties</b></p> <p>Create, Filter, Group, Sort</p> <p><b>Description</b></p> <p>The ID of the permission set license the user is assigned to.</p>

## Usage

Use the `PermissionSetLicenseAssign` object for querying permission set license assignments to find out which permission set licenses are assigned to which users. Because each user can be assigned to many permission set licenses, each `PermissionSetLicenseAssign` ID represents the association of a single user and single permission set license.

For example, to search for all of the permission sets assigned to a particular user:

```
SELECT Id, PermissionSetLicenseId
FROM PermissionSetLicenseAssign
WHERE AssigneeId = '005D0000001RFek'
```

To search for all users assigned to a particular permission set license:

```
SELECT AssigneeId
FROM PermissionSetLicenseAssign
WHERE PermissionSetLicenseId = '0PLD000000003mwOAA'
```

You can also create a new permission set license assignment, or use delete to remove a permission set license that's been assigned to a user. To update an assignment, delete an existing assignment and insert a new one.

SEE ALSO:

[PermissionSetLicense](#)

## PermissionSetTabSetting

Represents a permission set tab setting. Requires the View Setup permission. Use this object to query all tab settings of the permission set. This object is available in API version 45.0 and later.

## Supported Calls

`create()`, `delete()`, `describeSObjects()`, `query()`, `retrieve()`, `update()`, `upsert()`

## Special Access Rules

As of Spring '20 and later, only users with "View Setup and Configuration" permission can access this object.

## Fields

Field Name	Details
Name	<p><b>Type</b> string</p> <p><b>Properties</b> Create, Filter, Group, Sort</p> <p><b>Description</b> The tab name.</p>
ParentId	<p><b>Type</b> reference</p> <p><b>Properties</b> Create, Filter, Group, Sort</p> <p><b>Description</b> The permission set Id.</p>
Visibility	<p><b>Type</b> picklist</p> <p><b>Properties</b> Create, Filter, Group, Restricted picklist, Sort, Update</p> <p><b>Description</b> Indicates whether the tab is visible by default. Possible values are:</p> <ul style="list-style-type: none"><li>• DefaultOff</li><li>• DefaultOn</li></ul>

## Usage

Use the PermissionSetTabSetting object to find tab setting visibility settings, parent permission sets, and so forth.

For example, to find the visibility setting of a tab named "standard-Lead," do something like the following.

```
SELECT Visibility
FROM PermissionSetTabSetting
WHERE Name = 'standard-Lead'
```

## PersonalizationTargetInfo

Represents a target for an audience. This object is available in API version 47.0 and later.

## Supported Calls

`describeSObjects()`, `query()`, `retrieve()`

## Fields

Field	Details
ContainerId	<p><b>Type</b> reference</p> <p><b>Properties</b> Filter, Group, Sort</p> <p><b>Description</b> ID of the community or org that contains the target.</p>
DraftRowId	<p><b>Type</b> reference</p> <p><b>Properties</b> Filter, Group, Nillable, Sort</p> <p><b>Description</b> ID of the draft PersonalizationTargetInfo.</p>
GroupName	<p><b>Type</b> string</p> <p><b>Properties</b> Filter, Group, Sort</p> <p><b>Description</b> Group name of the target. Groups bundle related targets.</p>
PublishStatus	<p><b>Type</b> picklist</p> <p><b>Properties</b> Filter, Group, Nillable, Restricted picklist, Sort</p> <p><b>Description</b> Publish status of the target. Possible values are:</p> <ul style="list-style-type: none"> <li>• Draft</li> <li>• Live</li> </ul>
TargetType	<p><b>Type</b> picklist</p> <p><b>Properties</b> Filter, Group, Restricted picklist, Sort</p>



Field	Details
	<p><b>Description</b></p> <p>The type of the target.</p> <p>Possible values are:</p> <ul style="list-style-type: none"> <li>• ExperienceVariation</li> <li>• NavigationLinkSet</li> <li>• Topic</li> <li>• CollaborationGroup</li> <li>• KnowledgeArticle</li> <li>• ContentDocument</li> <li>• ManagedContent</li> <li>• Report</li> <li>• Dashboard</li> <li>• Custom objects</li> </ul>
TargetValue	<p><b>Type</b></p> <p>string</p> <p><b>Properties</b></p> <p>Filter, Group, Sort</p> <p><b>Description</b></p> <p>Value of the target. For ExperienceVariation, this is the developer name of the Experience Variation or the record ID for the object.</p>

## PlatformAction

PlatformAction is a virtual read-only object. It enables you to query for actions displayed in the UI, given a user, a context, device format, and a record ID. Examples include standard and custom buttons, quick actions, and productivity actions.

## Supported Calls

`query ()`

## Fields

Field	Details
ActionListContext	<p><b>Type</b></p> <p>picklist</p> <p><b>Properties</b></p> <p>Filter, Group, Nillable, Restricted picklist, Sort</p>

Field	Details
	<p><b>Description</b></p> <p>Required. The list context this action applies to. Valid values are:</p> <ul style="list-style-type: none"> <li>• ActionDefinition</li> <li>• Assistant</li> <li>• BannerPhoto</li> <li>• Chatter</li> <li>• Dockable</li> <li>• FeedElement</li> <li>• Flexipage</li> <li>• Global</li> <li>• ListView</li> <li>• ListViewDefinition</li> <li>• ListViewRecord</li> <li>• Lookup</li> <li>• MruList</li> <li>• MruRow</li> <li>• ObjectHomeChart</li> <li>• Photo</li> <li>• Record</li> <li>• RecordEdit</li> <li>• RelatedList</li> <li>• RelatedListRecord</li> </ul>
ActionTarget	<p><b>Type</b></p> <p>textarea</p> <p><b>Properties</b></p> <p>Nillable</p> <p><b>Description</b></p> <p>The URL to invoke or describe the action when the action is invoked. If the action is a standard button overridden by a Visualforce page, the ActionTarget returns the URL of the Visualforce page, such as <code>/apex/pagename</code>.</p> <p>This field is available in API version 35.0 and later.</p>
ActionTargetType	<p><b>Type</b></p> <p>picklist</p> <p><b>Properties</b></p> <p>Filter, Group, Nillable, Restricted picklist, Sort</p> <p><b>Description</b></p> <p>The type of the target when this action is triggered. Valid values are:</p>

Field	Details
	<ul style="list-style-type: none"> <li>• <b>Describe</b>—applies to actions with a user interface, such as quick actions</li> <li>• <b>Invoke</b>—applies to actions with no user interface, such as action links or invocable actions</li> <li>• <b>Visualforce</b>—applies to standard buttons overridden by a Visualforce page</li> </ul>
ActionTargetUrl	<p><b>Type</b> string</p> <p><b>Properties</b> Filter, Group, Nillable, Sort</p> <p><b>Description</b> URL to invoke or describe the action when the action is invoked. This field is deprecated in API version 35.0 and later. Use <code>ActionTarget</code> instead.</p>
Category	<p><b>Type</b> picklist</p> <p><b>Properties</b> Filter, Group, Nillable, Restricted picklist, Sort</p> <p><b>Description</b> Applies only to action links. Denotes whether the action link shows up in the feed item list of actions or the overflow list of actions. Valid values are:</p> <ul style="list-style-type: none"> <li>• <code>Primary</code></li> <li>• <code>Overflow</code></li> </ul>
ConfirmationMessage	<p><b>Type</b> string</p> <p><b>Properties</b> Filter, Group, Nillable, Sort</p> <p><b>Description</b> Applies only to action links. The message to display before the action is invoked. Field is null if no confirmation is required before invoking the action.</p>
DeviceFormat	<p><b>Type</b> picklist</p> <p><b>Properties</b> Defaulted on create, Filter, Group, Nillable, Restricted picklist, Sort</p> <p><b>Description</b> Specifies which action icon the PlatformAction query returns. If this field isn't specified, it defaults to Phone. Valid values are:</p> <ul style="list-style-type: none"> <li>• <code>Aloha</code></li> <li>• <code>Desktop</code></li> <li>• <code>Phone</code></li> </ul>

Field	Details
	<ul style="list-style-type: none"><li>• Tablet</li></ul>
ExternalId	<p><b>Type</b> string</p> <p><b>Properties</b> Filter, Group, Nillable, Sort</p> <p><b>Description</b> The unique ID for the PlatformAction. If the action doesn't have an ID, its API name is used.</p>
GroupId	<p><b>Type</b> reference</p> <p><b>Properties</b> Filter, Group, Nillable, Sort</p> <p><b>Description</b> The unique ID of a group of action links.</p>
IconContentType	<p><b>Type</b> string</p> <p><b>Properties</b> Filter, Group, Nillable, Sort</p> <p><b>Description</b> The content type—such as .jpg, .gif, or .png—of the icon for this action. Applies to both custom and standard icons assigned to actions.</p>
IconHeight	<p><b>Type</b> int</p> <p><b>Properties</b> Filter, Group, Nillable, Sort</p> <p><b>Description</b> The height of the icon for this action. Applies only to standard icons.</p>
IconUrl	<p><b>Type</b> url</p> <p><b>Properties</b> Filter, Group, Nillable, Sort</p> <p><b>Description</b> The URL of the icon for this action.</p>
IconWidth	<p><b>Type</b> int</p> <p><b>Properties</b> Filter, Group, Nillable, Sort</p>

Field	Details
	<b>Description</b> The width of the icon for this action. Applies only to standard icons.
InvocationStatus	<b>Type</b> picklist <b>Properties</b> Filter, Group, Nillable, Restricted picklist, Sort <b>Description</b> The status of the action within the feed item. Applies to action links only. Valid values are: <ul style="list-style-type: none"><li>Failed</li><li>New</li><li>Pending</li><li>Successful</li></ul>
InvokedByUserId	<b>Type</b> reference <b>Properties</b> Filter, Group, Nillable, Sort <b>Description</b> The ID of the user who most recently invoked this action within the current feed item. Applies to action links only.
IsGroupDefault	<b>Type</b> boolean <b>Properties</b> Defaulted on create, Filter, Group, Sort <b>Description</b> Denotes whether this action is the default in an action link group. False for other action types. Applies to action links only.
IsMassAction	<b>Type</b> boolean <b>Properties</b> Defaulted on create, Filter, Group, Sort <b>Description</b> Indicates whether the action can be performed on multiple records. This field is available in API version 38.0 and later.
Label	<b>Type</b> string

Field	Details
	<p><b>Properties</b> Filter, Group, Sort</p> <p><b>Description</b> The label to display for this action.</p>
PrimaryColor	<p><b>Type</b> string</p> <p><b>Properties</b> Filter, Group, Nillable, Sort</p> <p><b>Description</b> The primary color of the icon for this action.</p>
RelatedListRecordId	<p><b>Type</b> string</p> <p><b>Properties</b> Filter, Group, Nillable, Sort</p> <p><b>Description</b> Represents the ID of a record in an object's related list. This field is available in API version 38.0 and later.</p>
RelatedSourceEntity	<p><b>Type</b> string</p> <p><b>Properties</b> Filter, Group, Nillable, Sort</p> <p><b>Description</b> When the <code>ActionListContext</code> is <code>RelatedList</code> or <code>RelatedListRecord</code>, this field represents the API name of the related list to which the action belongs.</p>
Section	<p><b>Type</b> picklist</p> <p><b>Properties</b> Filter, Group, Nillable, Restricted picklist, Sort</p> <p><b>Description</b> The section of the user interface the action resides in. Applicable only to Lightning Experience. Valid values are:</p> <ul style="list-style-type: none"> <li>• ActivityComposer</li> <li>• CollaborateComposer</li> <li>• NotesComposer</li> <li>• Page</li> <li>• SingleActionLinks</li> </ul> <p>This field is available in API version 35.0 and later.</p>

Field	Details
SourceEntity	<p><b>Type</b> string</p> <p><b>Properties</b> Filter, Group, Sort</p> <p><b>Description</b> Required. The object or record with which this action is associated.</p>
Subtype	<p><b>Type</b> string</p> <p><b>Properties</b> Filter, Group, Nillable, Sort</p> <p><b>Description</b> The subtype of the action. For quick actions, the subtype is <code>QuickActionType</code>. For custom buttons, the subtype is <code>WebLinkTypeEnum</code>. For action links, subtypes are <code>Api</code>, <code>ApiAsync</code>, <code>Download</code>, and <code>Ui</code>. Standard buttons and productivity actions have no subtype.</p>
TargetObject	<p><b>Type</b> string</p> <p><b>Properties</b> Filter, Group, Nillable, Sort</p> <p><b>Description</b> The type of object record the action creates, such as a contact or opportunity.  This field is available in API version 41.0 and later.</p>
TargetUrl	<p><b>Type</b> string</p> <p><b>Properties</b> Filter, Nillable, Sort</p> <p><b>Description</b> The URL that a custom button or link points to.  This field is available in API version 41.0 and later.</p>
Type	<p><b>Type</b> picklist</p> <p><b>Properties</b> Filter, Group, Restricted picklist, Sort</p> <p><b>Description</b> The type of the action. Valid values are:</p> <ul style="list-style-type: none"> <li>• <code>ActionLink</code>—An indicator on a feed element that targets an API, a web page, or a file, represented by a button in the Salesforce Chatter feed UI.</li> </ul>

Field	Details
	<ul style="list-style-type: none"> <li>• <b>CustomButton</b>—When clicked, opens a URL or a Visualforce page in a window or executes JavaScript.</li> <li>• <b>InvocableAction</b></li> <li>• <b>ProductivityAction</b>—Productivity actions are predefined and attached to a limited set of objects. Productivity actions include Send Email, Call, Map, View Website, and Read News. Except for the Call action, you can't edit or delete productivity actions.</li> <li>• <b>QuickAction</b>—A global or object-specific action.</li> <li>• <b>StandardButton</b>—A predefined Salesforce button such as New, Edit, and Delete.</li> </ul>

## Usage

PlatformAction can be described using describeSObject().

You can directly query for PlatformAction. For example, this query returns all fields for actions associated with each of the records of the listed objects:

```
SELECT ExternalId, ActionTargetType, ActionTargetUrl, ApiName, Category,
       ConfirmationMessage, ExternalId, GroupId, UiTheme, IconUrl, IconContentType,
       IconHeight, IconWidth, PrimaryColor, InvocationStatus, InvokedByUserId,
       IsGroupDefault, Label, LastModifiedDate, Subtype, SourceEntity, Type
FROM PlatformAction
WHERE SourceEntity IN ('001xx000003DGsH', '001xx000003DHBq', 'Task') AND
       ActionListContext = 'Record';
```



**Note:** To query PlatformAction, provide the ActionListContext and SourceEntity. If you query for ActionListContext with a value of RelatedList, and don't specify a RelatedSourceEntity, the query returns the API name of the related list. In API v43.0 and before, SourceEntity = '**Object API Name**' and ActionListContext = 'ListView' is an invalid combination to fetch quick actions in a SOQL query. Use SourceEntity = '**Object ID**' and ActionListContext = 'ListView' instead.

This query uses multiple ActionListContext values in its WHERE clause to return all actions in the Lightning Experience user interface (DeviceFormat = 'Desktop') for the specified object:

```
SELECT ActionListContext, Label, Type, Subtype, Section, SourceEntity,
       RelatedSourceEntity, ActionTarget, ActionTargetType, ApiName, Category,
       ConfirmationMessage, DeviceFormat, ExternalId, GroupId, IconContentType,
       IconHeight, IconUrl, IconWidth, Id, InvocationStatus, InvokedByUserId,
       IsGroupDefault, LastModifiedDate, PrimaryColor
FROM PlatformAction
WHERE ActionListContext IN ('Record', 'Chatter', 'RelatedList') AND
       SourceEntity = '001xx000003DlvX' AND
       DeviceFormat = 'Desktop';
```

## PlatformStatusAlertEvent

The documentation has moved to [PlatformStatusAlertEvent](#) in the *Platform Events Developer Guide*.



## PortalDelegablePermissionSet

---

PortalDelegablePermissionSet is a base platform object used to store permission sets that can be assigned by a delegated portal/external user admin (DPUA) to portal users. This object is available in API version 47.0 and later.

### Supported Calls

`create()`, `delete()`, `describeSObjects()`, `query()`, `retrieve()`, `update()`, `upsert()`

### Fields

Field	Details
DeveloperName	<p><b>Type</b> string</p> <p><b>Properties</b> Create, Filter, Group, Sort, Update</p> <p><b>Description</b> Required. The unique string used to identify the record.</p>
Language	<p><b>Type</b> picklist</p> <p><b>Properties</b> Create, Defaulted on create, Filter, Group, Nillable, Restricted picklist, Sort, Update</p> <p><b>Description</b> The language used in the org.</p>
MasterLabel	<p><b>Type</b> string</p> <p><b>Properties</b> Create, Filter, Group, Sort, Update</p> <p><b>Description</b> Required. The unique string to identify the record.</p>
PermissionSetId	<p><b>Type</b> reference</p> <p><b>Properties</b> Create, Filter, Group, Sort, Update</p> <p><b>Description</b> The unique ID of the permission set the DPUA profile can assign to other portal users.</p>
ProfileId	<p><b>Type</b> reference</p>

Field	Details
	<p><b>Properties</b> Create, Filter, Group, Sort, Update</p> <p><b>Description</b> The ID of the DPUA profile.</p>

## PresenceConfigDeclineReason

Represents the settings for a decline reason that a presence user provides when declining work. This object is available in API version 37.0 and later.

### Supported Calls

`create()`, `delete()`, `describeObjects()`, `update()`, `query()`, `retrieve()`

### Special Access Rules

To access this object, [Omni-Channel](#) must be enabled.

### Fields

Field	Details
PresenceDeclineReasonId	<p><b>Type</b> reference</p> <p><b>Properties</b> Create, Filter, Group, Nillable, Sort</p> <p><b>Description</b> The ID of the <a href="#">PresenceDeclineReason</a> record.</p>
PresenceUserConfigId	<p><b>Type</b> reference</p> <p><b>Properties</b> Create, Filter, Group, Sort</p> <p><b>Description</b> The ID of the <a href="#">PresenceUserConfig</a> record where the decline reasons are added.</p>

# PresenceDeclineReason

---

Represents an Omni-Channel decline reason that agents can select when declining work requests. This object is available in API version 37.0 and later.


## Supported Calls

`create()`, `delete()`, `describeSObjects()`, `update()`, `query()`, `retrieve()`

## Special Access Rules

To access this object, [Omni-Channel](#) must be enabled.

## Fields

Field	Details
DeveloperName	<p><b>Type</b> string</p> <p><b>Properties</b> Create, Filter, Group, Sort</p> <p><b>Description</b> The unique name of the object in the API. This name can contain only underscores and alphanumeric characters, and must be unique in your org. It must begin with a letter, not include spaces, not end with an underscore, and not contain two consecutive underscores. In managed packages, this field prevents naming conflicts on package installations. With this field, a developer can change the object's name in a managed package and the changes are reflected in a subscriber's organization.</p> <p> <b>Note:</b> When creating large sets of data, always specify a unique <code>DeveloperName</code> for each record. If no <code>DeveloperName</code> is specified, performance may slow while Salesforce generates one for each record.</p>
Language	<p><b>Type</b> picklist</p> <p><b>Properties</b> Create, Filter, Group, Nillable, Restricted picklist, Sort</p> <p><b>Description</b> The language of the <a href="#">PresenceDeclineReason</a>.</p>
MasterLabel	<p><b>Type</b> string</p> <p><b>Properties</b> Create, Filter, Group, Sort</p>

Field	Details
	<p><b>Description</b></p> <p>The master label for the <a href="#">PresenceDeclineReason</a>.</p>

## PresenceUserConfig

Represents a configuration that determines a presence user's settings. This object is available in API version 32.0 and later.


### Supported Calls

`create()`, `delete()`, `describeSObjects()`, `update()`, `query()`, `retrieve()`

### Special Access Rules

To access this object, [Omni-Channel](#) must be enabled.

### Fields

Field	Details
Capacity	<p><b>Type</b></p> <p>int</p> <p><b>Properties</b></p> <p>Create, Filter, Group, Sort</p> <p><b>Description</b></p> <p>The maximum number of work assignments that can be pushed to an agent at a time.</p>
DeveloperName	<p><b>Type</b></p> <p>string</p> <p><b>Properties</b></p> <p>Create, Filter, Group, Sort</p> <p><b>Description</b></p> <p>The unique name of the object in the API. This name can contain only underscores and alphanumeric characters, and must be unique in your org. It must begin with a letter, not include spaces, not end with an underscore, and not contain two consecutive underscores. In managed packages, this field prevents naming conflicts on package installations. With this field, a developer can change the object's name in a managed package and the changes are reflected in a subscriber's organization.</p> <p> <b>Note:</b> When creating large sets of data, always specify a unique <code>DeveloperName</code> for each record. If no <code>DeveloperName</code> is specified, performance may slow while Salesforce generates one for each record.</p>

Field	Details
Language	<p><b>Type</b> picklist</p> <p><b>Properties</b> Create, Filter, Group, Nillable, Restricted picklist, Sort</p> <p><b>Description</b> The language of the presence configuration.</p>
MasterLabel	<p><b>Type</b> string</p> <p><b>Properties</b> Create, Filter, Group, Sort</p> <p><b>Description</b> The label of the presence configuration.</p>
OptionsIsAutoAcceptEnabled	<p><b>Type</b> boolean</p> <p><b>Properties</b> Create, Filter</p> <p><b>Description</b> Indicates whether work items that are routed to agents are automatically accepted (<code>true</code>) or not (<code>false</code>). Available only if <code>OptionsIsDeclineEnabled</code> is set to <code>false</code>.</p>
OptionsIsDeclineEnabled	<p><b>Type</b> boolean</p> <p><b>Properties</b> Create, Filter</p> <p><b>Description</b> Indicates whether agents can decline work items that are routed to them (<code>true</code>) or not (<code>false</code>). Available only if <code>OptionsIsAutoAcceptEnabled</code> is set to <code>false</code>.</p>
OptionsIsDeclineReasonEnabled	<p><b>Type</b> boolean</p> <p><b>Properties</b> Create, Filter</p> <p><b>Description</b> Indicates whether agents can select a reason for declining work requests (<code>true</code>) or not (<code>false</code>). This can be selected only if decline reasons are enabled.</p>
OptionsIsDisconnectSoundEnabled	<p><b>Type</b> boolean</p> <p><b>Properties</b> Create, Filter</p>

Field	Details
	<p><b>Description</b></p> <p>Indicates whether a sound is played when agents are disconnected from Omni-Channel (<code>true</code>) or not (<code>false</code>).</p>
<code>OptionsIsRequestSoundEnabled</code>	<p><b>Type</b></p> <p>boolean</p> <p><b>Properties</b></p> <p>Create, Filter</p> <p><b>Description</b></p> <p>Indicates whether a sound plays with incoming work requests (<code>true</code>) or not (<code>false</code>). Set to <code>true</code> by default.</p>
<code>PresenceStatusOnDeclineId</code>	<p><b>Type</b></p> <p>reference</p> <p><b>Properties</b></p> <p>Create, Filter, Group, Nillable, Sort</p> <p><b>Description</b></p> <p>The ID of the presence status that's automatically assigned to the agent when the agent declines a work item. Available only if <code>OptionsIsDeclineEnabled</code> is set to <code>true</code>.</p>
<code>PresenceStatusOnPushTimeoutId</code>	<p><b>Type</b></p> <p>reference</p> <p><b>Properties</b></p> <p>Create, Filter, Group, Nillable, Sort</p> <p><b>Description</b></p> <p>The ID of the presence status that's automatically assigned to the agent when the agent doesn't respond to a work item before push timeout occurs. Available in API version 36.0 and later.</p>

## PresenceUserConfigProfile

Represents a configuration that determines the settings that are assigned to presence users who are assigned to a specific profile. User-level configurations override profile-level configurations. This object is available in API version 32.0 and later.

### Supported Calls

`create()`, `delete()`, `query()`, `update()`, `retrieve()`

### Special Access Rules

To access this object, [Omni-Channel](#) must be enabled.

## Fields

Field	Details
PresenceUserConfigId	<p><b>Type</b> reference</p> <p><b>Properties</b> Create, Filter, Group, Sort</p> <p><b>Description</b> If an individual user is also assigned a presence configuration through the PresenceUserConfigProfile, this configuration will override that.</p>
ProfileId	<p><b>Type</b> reference</p> <p><b>Properties</b> Create, Filter, Group, Sort</p> <p><b>Description</b> The ID of the profile that's associated with this presence configuration. A profile can be associated with only one presence configuration.</p>

## PresenceUserConfigUser

Represents a configuration that determines the settings that are assigned to a presence user. These user-level configurations override profile-level configurations. This object is available in API version 32.0 and later.

## Supported Calls

`create()`, `delete()`, `query()`, `update()`, `retrieve()`

## Special Access Rules

To access this object, [Omni-Channel](#) must be enabled.


## Fields

Field	Details
PresenceUserConfigId	<p><b>Type</b> reference</p> <p><b>Properties</b> Create, Filter, Group, Sort</p> <p><b>Description</b> The ID of the presence configuration.</p>

Field	Details
UserId	<p><b>Type</b> reference</p> <p><b>Properties</b> Create, Filter, Group, Sort</p> <p><b>Description</b> The ID of the user who's associated with this presence configuration. A user can be associated with only one presence configuration.</p>

## Pricebook2

Represents a price book that contains the list of products that your org sells.

 **Note:** Price books are represented by Pricebook2 objects. As of API version 8.0, the Pricebook object is no longer available. Requests containing Pricebook are refused, and responses do not contain the Pricebook object.

## Supported Calls

`create()`, `delete()`, `describeLayout()`, `describeSObjects()`, `getDeleted()`, `getUpdated()`, `query()`, `retrieve()`, `search()`, `undelete()`, `update()`, `upsert()`

## Fields

Field	Details
Description	<p><b>Type</b> string</p> <p><b>Properties</b> Create, Filter, Group, Nillable, Sort, Update</p> <p><b>Description</b> Text description of the price book.</p>
IsActive	<p><b>Type</b> boolean</p> <p><b>Properties</b> Create, Defaulted on create, Filter, Group, Sort, Update</p> <p><b>Description</b> Indicates whether the price book is active (<code>true</code>) or not (<code>false</code>). Inactive price books are hidden in many areas in the user interface. You can change this field's value as often as necessary. Label is <b>Active</b>.</p>



Field	Details
IsArchived	<p><b>Type</b> boolean</p> <p><b>Properties</b> Defaulted on create, Filter, Group, Sort</p> <p><b>Description</b> Indicates whether the price book has been archived (true) or not (false). This field is read only.</p>
IsDeleted	<p><b>Type</b> boolean</p> <p><b>Properties</b> Defaulted on create, Filter</p> <p><b>Description</b> Indicates whether the price book has been moved to the Recycle Bin (true) or not (false). Label is <b>Deleted</b>.</p>
IsStandard	<p><b>Type</b> boolean</p> <p><b>Properties</b> Defaulted on create, Filter, Group, Sort</p> <p><b>Description</b> Indicates whether the price book is the standard price book for the org (true) or not (false). Every org has one standard price book—all other price books are custom price books.</p>
LastReferencedDate	<p><b>Type</b> dateTime</p> <p><b>Properties</b> Filter, Nillable, Sort</p> <p><b>Description</b> The timestamp for when the current user last viewed a record related to this record.</p>
LastViewedDate	<p><b>Type</b> dateTime</p> <p><b>Properties</b> Filter, Nillable, Sort</p> <p><b>Description</b> The timestamp for when the current user last viewed this record. If this value is null, it's possible that this record was referenced (LastReferencedDate) and not viewed.</p>
Name	<p><b>Type</b> string</p>

Field	Details
	<p><b>Properties</b> Create, Filter, Group, idLookup, Sort, Update</p> <p><b>Description</b> Required. Name of this object. This field is read-only for the standard price book. Label is <b>Price Book Name</b>.</p>

## Usage

A price book is a list of products that your org sells.

- Each org has one standard price book that defines the standard or generic list price for each product or service that it sells.
- An org can have multiple custom price books to use for specialized purposes, such as for discounts, different channels or markets, or select accounts or opportunities. While your client application can create, delete, and update custom price books, your client application can only update the standard price book.
- For some orgs, the standard price book is the only price needed. If you need to set up other price books, you can reference the standard price book when setting up list prices in custom price books.

Use this object to query standard and custom price books that have been configured for your org. A common use of this object is to allow your client application to obtain valid Pricebook2 object IDs for use when configuring PricebookEntry records via the API.

Your client application can perform the following tasks on PricebookEntry objects:

- Query
- Create for the standard pricebook or custom pricebooks.
- Update
- Delete
- Change the `IsActive` field when creating or updating records

## PriceBook2, Product2, and PricebookEntry Relationships

In the API:

- Price books are represented by Pricebook2 records (as of version 8.0, the Pricebook object is no longer available).
- Products are represented by Product2 records (as of version 8.0, the Product object is no longer available).
- Each price book contains zero or more entries (represented by PricebookEntry records) that specify the products that are associated with the price book. A price book entry defines the price for which you sell a product at a particular currency.

These objects are defined only for those orgs that have products enabled as a feature. If the org doesn't have the products feature enabled, the Pricebook2 object doesn't appear in the `describeGlobal()` call, and you can't access it via the API.

If you delete a Pricebook2 while a line item references PricebookEntry in the price book, the line item is unaffected, but the Pricebook2 is archived and unavailable from the API.

For a visual diagram of the relationships between Pricebook2 and other objects, see Product and Schedule Objects.

## Price Book Setup

The process of setting up a price book via the API usually means:

1. Load product data into Product2 records (creating one Product2 record for each product that you want to add).
2. For each Product2 record, create a PricebookEntry that links the Product2 record to the standard Pricebook2. You need to define a standard price for a product at a given currency (if you have multicurrency enabled), before defining a price for that product in the same currency in a custom price book.
3. Create a Pricebook2 record to represent a custom price book.
4. For each Pricebook2 record, creating a PricebookEntry for every Product2 that you want to add, specifying unique properties for each PricebookEntry (such as the UnitPrice and CurrencyIsoCode) as needed.

## Code Sample—Java

```

public void pricebookSample() {
    try {
        //Create a custom pricebook
        Pricebook2 pb = new Pricebook2();
        pb.setName("Custom Pricebok");
        pb.setIsActive(true);
        SaveResult[] saveResults = connection.create(new SObject[]{pb});
        pb.setId(saveResults[0].getId());

        // Create a new product
        Product2 product = new Product2();
        product.setIsActive(true);
        product.setName("Product");
        saveResults = connection.create(new SObject[]{product});
        product.setId(saveResults[0].getId());

        // Add product to standard pricebook
        QueryResult result = connection.query(
            "select Id from Pricebook2 where isStandard=true"
        );
        SObject[] records = result.getRecords();
        String stdPbId = records[0].getId();

        // Create a pricebook entry for standard pricebook
        PricebookEntry pbe = new PricebookEntry();
        pbe.setPricebook2Id(stdPbId);
        pbe.setProduct2Id(product.getId());
        pbe.setIsActive(true);
        pbe.setUnitPrice(100.0);
        saveResults = connection.create(new SObject[]{pbe});

        // Create a pricebook entry for custom pricebook
        pbe = new PricebookEntry();
        pbe.setPricebook2Id(pb.getId());
        pbe.setProduct2Id(product.getId());
        pbe.setIsActive(true);
        pbe.setUnitPrice(100.0);
        saveResults = connection.create(new SObject[]{pbe});
    } catch (ConnectionException ce) {
        ce.printStackTrace();
    }
}

```

## Associated Objects

This object has the following associated objects. Unless noted, they are available in the same API version as this object.

### Pricebook2History

History is available for tracked fields of the object.

SEE ALSO:

[Product and Schedule Objects](#)

## Pricebook2History

---

Represents historical information about changes that have been made to the standard fields of the associated Pricebook2, or to any custom fields with history tracking enabled. This object is available in API version and later.

## Supported Calls

`describeSObjects()`, `getDeleted()`, `getUpdated()`, `query()`, `retrieve()`

## Special Access Rules

This object is always read-only.

## Fields

Field	Details
Pricebook2Id	<p><b>Type</b> reference</p> <p><b>Properties</b> Filter, Group, Sort</p> <p><b>Description</b> ID of the Pricebook2 associated with this record.</p>
DataType	<p><b>Type</b> picklist</p> <p><b>Properties</b> Filter, Group, Nillable, Restricted picklist, Sort</p> <p><b>Description</b> Data type of the field that was changed.</p>
Field	<p><b>Type</b> picklist</p>

Field	Details
	<p><b>Properties</b> Filter, Group, Restricted picklist, Sort</p> <p><b>Description</b> Name of the price book field that was modified, or a special value to indicate some other modification to the price book.</p>
IsDeleted	<p><b>Type</b> boolean</p> <p><b>Properties</b> Defaulted on create, Filter, Group, Sort</p> <p><b>Description</b> Indicates whether the object has been moved to the Recycle Bin (<code>true</code>) or not (<code>false</code>). This is a standard system field. Label is <b>Deleted</b>.</p>
NewValue	<p><b>Type</b> anyType</p> <p><b>Properties</b> Nillable, Sort</p> <p><b>Description</b> New value of the modified price book field. Maximum of 255 characters.</p>
OldValue	<p><b>Type</b> anyType</p> <p><b>Properties</b> Nillable, Sort</p> <p><b>Description</b> Previous value of the modified price book field. Maximum of 255 characters.</p>

## Usage

Price book history entries are indirectly created each time a price book is modified.

Two rows are added to this record when foreign key fields change. One row contains the foreign key object names that display in the online application. For example, `Jane Doe` is recorded as the name of a Contact. The other row contains the actual foreign key ID that is only returned to and visible from the API.

This object respects field level security on the parent object.

SEE ALSO:

[Pricebook2](#)

# PricebookEntry

---

Represents a product entry (an association between a Pricebook2 and Product2) in a price book.

## Supported Calls

`create()`, `delete()`, `describeLayout()`, `describeSObjects()`, `getDeleted()`, `getUpdated()`, `query()`, `retrieve()`, `update()`, `upsert()`

## Fields

Field	Details
ActivePriceAdjustmentQuantity	<p><b>Type</b> int</p> <p><b>Properties</b> Filter, Group, Nillable, Sort</p> <p><b>Description</b> The count of active price adjustment schedules associated with the price book entry. This field is available in API version 49.0 and later.</p>
CurrencyIsoCode	<p><b>Type</b> picklist</p> <p><b>Properties</b> Filter, Restricted picklist</p> <p><b>Description</b> Available only for organizations with the multicurrency feature enabled. Contains the ISO code for any currency allowed by the organization.</p>
IsActive	<p><b>Type</b> boolean</p> <p><b>Properties</b> Create, Defaulted on create, Filter, Group, Sort, Update</p> <p><b>Description</b> Indicates whether this price book entry is active (<code>true</code>) or not (<code>false</code>). Although you can never delete PricebookEntry records, your client application can set this flag to <code>false</code>. Inactive PricebookEntry records are hidden in many areas in the user interface. You can change this flag on a PricebookEntry record as often as necessary.</p>
IsArchived	<p><b>Type</b> boolean</p> <p><b>Properties</b> Defaulted on create, Filter, Group, Sort</p>

Field	Details
	<p><b>Description</b></p> <p>Indicates whether the PricebookEntry has been archived (true) or not (false). This is set to <code>true</code> when the Product2 record it's associated with is archived, or when the Pricebook2 record is archived. This field is read only. Available in API version 45.0 and later. Label is <b>Archived</b>.</p>
Name	<p><b>Type</b></p> <p>string</p> <p><b>Properties</b></p> <p>Filter, Group, Nillable, Sort</p> <p><b>Description</b></p> <p>Name of this PricebookEntry record. This read-only field references the value in the Name field of the Product2 record. Label is <b>Product Name</b>.</p>
Pricebook2Id	<p><b>Type</b></p> <p>reference</p> <p><b>Properties</b></p> <p>Create, Filter, Group, Sort</p> <p><b>Description</b></p> <p>Required. ID of the Pricebook2 record with which this record is associated. This field must be specified when creating Pricebook2 records. It can't be changed in an update.</p>
Product2Id	<p><b>Type</b></p> <p>reference</p> <p><b>Properties</b></p> <p>Create, Filter, Group, Sort</p> <p><b>Description</b></p> <p>Required. ID of the Product2 record with which this record is associated. This field must be specified when creating Product2 records. It can't be changed in an update.</p>
ProductCode	<p><b>Type</b></p> <p>string</p> <p><b>Properties</b></p> <p>Filter, Group, Nillable, Sort</p> <p><b>Description</b></p> <p>Product code for this record. This read-only field references the value in the <b>ProductCode</b> field of the associated Product2 record.</p>
UnitPrice	<p><b>Type</b></p> <p>currency</p> <p><b>Properties</b></p> <p>Create, Filter, Sort, Update</p>

Field	Details
	<p><b>Description</b></p> <p>Required. Unit price for this price book entry. You can specify a value only if <code>UseStandardPrice</code> is set to <code>false</code>. Label is <b>List Price</b>.</p>
<code>UseStandardPrice</code>	<p><b>Type</b></p> <p>boolean</p> <p><b>Properties</b></p> <p>Create, Defaulted on create, Filter, Group, Sort, Update</p> <p><b>Description</b></p> <p>Indicates whether this price book entry uses the standard price defined in the standard Pricebook2 record (<code>true</code>) or not (<code>false</code>). If set to <code>true</code>, then the <code>UnitPrice</code> field is read-only, and the value will be the same as the <code>UnitPrice</code> value in the corresponding PricebookEntry in the standard price book (that is, the PricebookEntry record whose <code>Pricebook2Id</code> refers to the standard price book and whose <code>Product2Id</code> and <code>CurrencyIsoCode</code> are the same as this record). For PricebookEntry records associated with the standard Pricebook2 record, this field must be set to <code>true</code>.</p>

## Usage

Use this object to define the association between your organization's products (Product2) and your organization's standard price book or to other, custom-defined price books ( Pricebook2). Create one PricebookEntry record for each standard or custom price and currency combination for a product in a Pricebook2.

When creating these records, you must specify the IDs of the associated Pricebook2 record and Product2 record. Once created, your client application can't update these IDs.

This object is defined only for those organizations that have products enabled as a feature. If the organization does not have the products feature enabled, then the PricebookEntry object does not appear in the `describeGlobal()` call, and you can't access it.

If you delete a PriceBookEntry while a line item references it, the line item is unaffected, but the PriceBookEntry will be archived and unavailable from the API. Deleted PriceBookEntry records can't be recovered.

You must load the standard price for a product before you are permitted to load its custom price(s).

## Associated Objects

This object has the following associated objects. Unless noted, they are available in the same API version as this object.

### PricebookEntryHistory

History is available for tracked fields of the object.

SEE ALSO:

[Object Basics](#)



# ProcessDefinition

---

Represents the definition of a single approval process.

## Supported Calls

`describeSObjects()`, `query()`, `retrieve()`, `search()`

Portal and communities users with the Customer Community Plus and Partner Community licenses can access this object. All users in org with approvals enabled have read access to ProcessDefinition.

## Fields

Field	Details
Description	<p><b>Type</b> textarea</p> <p><b>Properties</b> Filter, Nillable, Sort</p> <p><b>Description</b> A description of this process, with a maximum of 3,000 characters.</p>
DeveloperName	<p><b>Type</b> string</p> <p><b>Properties</b> Filter, Group, Sort</p> <p><b>Description</b> The external name of the process; the name seen by users.</p>
LockType	<p><b>Type</b> picklist</p> <p><b>Properties</b> Filter, Group, Restricted picklist, Sort</p> <p><b>Description</b> The type of lock applied to the record being approved. When a record is in the approval process, it's always locked, and only an administrator can edit it. However, the currently assigned approver can also be allowed to edit the record.</p> <ul style="list-style-type: none"> <li>• Total</li> <li>• Admin</li> <li>• Owner</li> <li>• Workitem</li> <li>• Node</li> <li>• none</li> </ul>

Field	Details
Name	<p><b>Type</b> string</p> <p><b>Properties</b> Filter, Group, idLookup, Sort</p> <p><b>Description</b> The unique process name, used internally.</p>
State	<p><b>Type</b> picklist</p> <p><b>Properties</b> Filter, Group, Restricted picklist, Sort</p> <p><b>Description</b> The current state of this process.</p> <ul style="list-style-type: none"> <li>• Active</li> <li>• Inactive</li> <li>• Obsolete</li> </ul>
TableEnumOrId	<p><b>Type</b> picklist</p> <p><b>Properties</b> Filter, Group, Restricted picklist, Sort</p> <p><b>Description</b> Specifies the object associated with the approval process, such as Account or Contact.</p>
Type	<p><b>Type</b> picklist</p> <p><b>Properties</b> Defaulted on create, Filter, Group, Restricted picklist, Sort</p> <p><b>Description</b> The type of this process.</p> <ul style="list-style-type: none"> <li>• Approval Process—Used to control the action taken for a record.</li> <li>• State-based Process—Used internally to track various control processes, such as for developing Salesforce Knowledge articles.</li> </ul>

## Usage

Use this object to read the description of an approval process. The definition is read-only.

## ProcessInstance

---

Represents an instance of a single, end-to-end approval process. Use this and the `node`, `step`, and `workitem` process instance objects to create approval history reports.



**Note:** Exceptions apply to approval history data retrieved with this object and available only via the SOAP API. For each approval process instance that was pending when Summer '14 became available for your organization, some field values are never populated or are populated only after the approval process instance is next acted upon—such as when a user approves, rejects, or reassigns an approval request—after the Summer '14 rollout.

For approval process instances that were completed before the Summer '14 rollout, all Process Instance fields are automatically populated, with one exception: `CompletedDate` is never populated for approval process instances that were completed before January 1, 2013. For approval process instances that were pending during the Summer '14 rollout, all ProcessInstance fields are automatically populated, with two exceptions: `CompletedDate` and `LastActorId` are populated only after the approval process instance is complete.

## Supported Calls

`describeSObjects()`, `query()`, `retrieve()`

## Fields

Field	Details
<code>CompletedDate</code>	<p><b>Type</b> dateTime</p> <p><b>Properties</b> Filter, Nillable, Sort</p> <p><b>Description</b> The completion date and time of the approval process. The <code>ElapsedTimeDay</code>, <code>ElapsedTimeHours</code>, and <code>ElapsedTimeMinutes</code> field values are calculated using <code>CompletedDate</code>.</p>
<code>ElapsedTimeInDays</code>	<p><b>Type</b> double</p> <p><b>Properties</b> Filter, Nillable, Sort</p> <p><b>Description</b> The total elapsed time in days between when the approval process instance was started and now.</p>
<code>ElapsedTimeInHours</code>	<p><b>Type</b> double</p> <p><b>Properties</b> Filter, Nillable, Sort</p>

Field	Details
	<p><b>Description</b> The total elapsed time in hours between when the approval process instance was started and now.</p>
ElapsedTimeInMinutes	<p><b>Type</b> double</p> <p><b>Properties</b> Filter, Nillable, Sort</p> <p><b>Description</b> The total elapsed time in minutes between when the approval process instance was started and now.</p>
LastActorId	<p><b>Type</b> reference</p> <p><b>Properties</b> Group, Filter, Nillable, Sort</p> <p><b>Description</b> The last actor that approved, rejected, or recalled the process.</p>
ProcessDefinitionId	<p><b>Type</b> reference</p> <p><b>Properties</b> Group, Filter, Sort</p> <p><b>Description</b> The ID of this approval process instance.</p>
Status	<p><b>Type</b> picklist</p> <p><b>Properties</b> Filter, Group, Restricted picklist, Sort</p> <p><b>Description</b> The status of this approval process instance, for example Started, Pending, or Approved.</p>
TargetObjectId	<p><b>Type</b> reference</p> <p><b>Properties</b> Filter, Group, Sort</p> <p><b>Description</b> ID of the object affected by this approval process instance.</p>

## Usage

Use this object to query or retrieve an approval process.

The following SOQL query returns details for all the ProcessInstanceStep records related to individual ProcessInstance records. The nested query references `Steps`, which is the child `relationshipName` for ProcessInstanceStep in the ProcessInstance object.

```
SELECT Id, (SELECT Id, StepStatus, Comments FROM Steps)
FROM ProcessInstance
```

The following SOQL query returns details for all the ProcessInstanceWorkitem records related to individual ProcessInstance records. The nested query references `Workitems`, which is the child `relationshipName` for ProcessInstanceWorkitem in the ProcessInstance object.

```
SELECT Id, (SELECT Id, ActorId, ProcessInstanceId FROM Workitems)
FROM ProcessInstance
```

ProcessInstanceHistory can help provide a unified read-only view of the ProcessInstanceStep and ProcessInstanceWorkitem objects.

## Associated Objects

This object has the following associated objects. Unless noted, they are available in the same API version as this object.

### ProcessInstanceHistory

History is available for tracked fields of the object.

SEE ALSO:

[ProcessInstanceHistory](#)

[ProcessInstanceStep](#)

[ProcessInstanceWorkitem](#)

## ProcessInstanceHistory

---

This read-only object shows all steps and pending approval requests associated with an approval process (ProcessInstance).

## Supported Calls

`describeSObjects()`

## Fields

Field	Details
ActorId	<p><b>Type</b> reference</p> <p><b>Properties</b> Filter, Group, Sort</p>

Field	Details
	<p><b>Description</b> ID of the user who is currently assigned to this ProcessInstance.</p>
Comments	<p><b>Type</b> string</p> <p><b>Properties</b> Filter, Nillable, Sort</p> <p><b>Description</b> Comments for a ProcessInstanceStep. This field doesn't apply to ProcessInstanceWorkitem records.</p>
ElapsedTimeInDays	<p><b>Type</b> double</p> <p><b>Properties</b> Filter, Nillable, Sort</p> <p><b>Description</b> The total time in days between when the approval process instance was started and when it was completed.</p>
ElapsedTimeInHours	<p><b>Type</b> double</p> <p><b>Properties</b> Filter, Nillable, Sort</p> <p><b>Description</b> The total time in hours between when the approval process instance was started and when it was completed.</p>
ElapsedTimeInMinutes	<p><b>Type</b> double</p> <p><b>Properties</b> Filter, Nillable, Sort</p> <p><b>Description</b> The total time in minutes between when the approval process instance was started and when it was completed.</p>
IsPending	<p><b>Type</b> boolean</p> <p><b>Properties</b> Defaulted on create, Filter, Group, Sort</p> <p><b>Description</b> Indicates whether the ProcessInstance is pending (<code>true</code>) or not (<code>false</code>).</p>

Field	Details
OriginalActorId	<p><b>Type</b> reference</p> <p><b>Properties</b> Filter, Group, Sort</p> <p><b>Description</b> ID of the user who was originally assigned this ProcessInstance.</p>
ProcessInstanceId	<p><b>Type</b> reference</p> <p><b>Properties</b> Filter, Group, Sort</p> <p><b>Description</b> ID of the ProcessInstance.</p>
ProcessNodeId	<p><b>Type</b> reference</p> <p><b>Properties</b> Filter, Group, Nillable, Sort</p> <p><b>Description</b> ID of this step.</p>
RemindersSent	<p><b>Type</b> int</p> <p><b>Properties</b> Filter, Group, Nillable, Sort</p> <p><b>Description</b> Number of reminders that have been sent. Default is 0 (zero).</p>
StepStatus	<p><b>Type</b> picklist</p> <p><b>Properties</b> Filter, Group, Nillable, Restricted picklist, Sort</p> <p><b>Description</b> Indicates the current status of the ProcessInstanceStep.</p>
TargetObjectId	<p><b>Type</b> reference</p> <p><b>Properties</b> Filter, Group, Nillable, Sort</p> <p><b>Description</b> ID of the object being approved.</p>

## Usage

This object helps you replicate the related list functionality of the Salesforce user interface for approval processes. Use `ProcessInstanceHistory` for a unified read-only view of the `ProcessInstanceStep` and `ProcessInstanceWorkitem` objects. You can't query `ProcessInstanceHistory`. Instead, you can query `ProcessInstanceHistory` by including it in a nested query on the parent `ProcessInstance` object. For example, the following SOQL query returns all the `ProcessInstanceHistory` records related to individual `ProcessInstance` records. The nested query references `StepsAndWorkitems`, which is the child `relationshipName` for `ProcessInstanceHistory` in the `ProcessInstance` object.

```
SELECT Id, (SELECT Id, StepStatus, Comments FROM StepsAndWorkitems)
FROM ProcessInstance
```

This object respects field-level security on the parent object.

SEE ALSO:

[ProcessInstance](#)


[ProcessInstanceStep](#)

[ProcessInstanceWorkitem](#)

## ProcessInstanceStep

---

Represents one work item in an approval process (`ProcessInstance`).

 **Note:** Exceptions apply to approval history data retrieved with this object and available only via the SOAP API. For each approval process instance that was pending when Summer '14 became available for your organization, some field values are never populated or are populated only after the approval process instance is next acted upon—such as when a user approves, rejects, or reassigns an approval request—after the Summer '14 rollout.

`ProcessInstanceStep` fields are never populated for approval process instances that were completed before the Summer '14 rollout. For approval process instances that were pending during the Summer '14 rollout, all `ProcessInstanceStep` fields are populated only after the approval process instance is next acted upon after the Summer '14 rollout.

## Supported Calls

`describeSObjects()`, `query()`, `retrieve()`

## Fields

Field	Details
<code>ActorId</code>	<p><b>Type</b> reference</p> <p><b>Properties</b> Filter, Group, Sort</p> <p><b>Description</b> ID of the user who is currently assigned to this approval step.</p>



Field	Details
Comments	<p><b>Type</b> string</p> <p><b>Properties</b> Filter, Nillable, Sort</p> <p><b>Description</b> Limit: 4,000 bytes.</p>
ElapsedTimeInDays	<p><b>Type</b> double</p> <p><b>Properties</b> Filter, Nillable, Sort</p> <p><b>Description</b> The total time in days since this step was started.</p>
ElapsedTimeInHours	<p><b>Type</b> double</p> <p><b>Properties</b> Filter, Nillable, Sort</p> <p><b>Description</b> The total time in hours since this step was started.</p>
ElapsedTimeInMinutes	<p><b>Type</b> double</p> <p><b>Properties</b> Filter, Nillable, Sort</p> <p><b>Description</b> The total time in minutes since this step was started.</p>
OriginalActorId	<p><b>Type</b> reference</p> <p><b>Properties</b> Filter, Group, Sort</p> <p><b>Description</b> ID of the user who was originally assigned to this approval step.</p>
ProcessInstanceId	<p><b>Type</b> reference</p> <p><b>Properties</b> Filter, Group, Sort</p> <p><b>Description</b> ID of the ProcessInstance that this approval step belongs to.</p>

Field	Details
StepNodeId	<p><b>Type</b> reference</p> <p><b>Properties</b> Filter, Group, Nillable, Sort</p> <p><b>Description</b> ID of the node currently assigned to this approval step.</p>
StepStatus	<p><b>Type</b> picklist</p> <p><b>Properties</b> Filter, Group, Nillable, Restricted picklist, Sort</p> <p><b>Description</b> The current status of this approval step.</p> <ul style="list-style-type: none"> <li>• Approved</li> <li>• Fault</li> <li>• Held</li> <li>• NoResponse</li> <li>• Pending</li> <li>• Reassigned</li> <li>• Rejected</li> <li>• Removed</li> <li>• Started</li> </ul> <p>If the approval step requires unanimous approval and one approver rejects the request, the value of this field for the other approvers changes to NoResponse. Likewise, if approval is based on the first response and an approver responds, the value of this field for the other approvers changes to NoResponse.</p>

## Usage

Query or retrieve a new step in an approval process (ProcessInstance).

SEE ALSO:


[ProcessInstance](#)

[ProcessInstanceHistory](#)

[ProcessInstanceWorkitem](#)

## ProcessInstanceNode

Represents a step in an instance of an approval process. Compare to ProcessNode, which describes the step in a process definition. Use this object to retrieve approval history.

 **Note:** Exceptions apply to approval history data retrieved with this object and available only via the SOAP API. For each approval process instance that was pending when Summer '14 became available for your organization, some field values are never populated or are populated only after the approval process instance is next acted upon—such as when a user approves, rejects, or reassigns an approval request—after the Summer '14 rollout.

ProcessInstanceNode fields are never populated for approval process instances that were completed before the Summer '14 rollout. For approval process instances that were pending during the Summer '14 rollout, all ProcessInstanceNode fields are populated only after the approval process instance is next acted upon after the Summer '14 rollout.

## Supported Calls

`describeSObjects()`, `getDeleted()`, `getUpdated()`, `query()`, `retrieve()`

## Fields


Field	Details
CompletedDate	<p><b>Type</b> dateTime</p> <p><b>Properties</b> Filter, Nillable, Sort</p> <p><b>Description</b> The completion date and time of this step in the approval process. The <code>ElapsedTimeDay</code>, <code>ElapsedTimeHours</code>, and <code>ElapsedTimeMinutes</code> field values are calculated using <code>CompletedDate</code>.</p>
ElapsedTimeInDays	<p><b>Type</b> double</p> <p><b>Properties</b> Filter, Nillable, Sort</p> <p><b>Description</b> The total time in days since this step was started.</p>
ElapsedTimeInHours	<p><b>Type</b> double</p> <p><b>Properties</b> Filter, Nillable, Sort</p> <p><b>Description</b> The total time in hours since this step was started.</p>
ElapsedTimeInMinutes	<p><b>Type</b> double</p> <p><b>Properties</b> Filter, Nillable, Sort</p>

Field	Details
	<p><b>Description</b> The total time in minutes since this step was started.</p>
LastActorId	<p><b>Type</b> reference</p> <p><b>Properties</b> Filter, Group, Nillable, Sort</p> <p><b>Description</b> The last actor that approved or rejected this step.</p>
NodeStatus	<p><b>Type</b> picklist</p> <p><b>Properties</b> Filter, Group, Nillable, Restricted picklist, Sort</p> <p><b>Description</b> The status of this approval instance, for example Started, Pending, or Approved.</p>
ProcessInstanceId	<p><b>Type</b> reference</p> <p><b>Properties</b> Filter, Group, Sort</p> <p><b>Description</b> The approval process this step is part of.</p>
ProcessNodeId	<p><b>Type</b> reference</p> <p><b>Properties</b> Filter, Group, Sort</p> <p><b>Description</b> The identifier for this step.</p>
ProcessNodeName	<p><b>Type</b> string</p> <p><b>Properties</b> Filter, Group, Nillable, Sort</p> <p><b>Description</b> The name of this step.</p>

# ProcessInstanceWorkitem


---

Represents a user's pending approval request.

-  **Note:** Exceptions apply to approval history data retrieved with this object and available only via the SOAP API. For each approval process instance that was pending when Summer '14 became available for your organization, some field values are never populated or are populated only after the approval process instance is next acted upon—such as when a user approves, rejects, or reassigns an approval request—after the Summer '14 rollout.

ProcessInstanceWorkitem fields are never populated for approval process instances that were completed before the Summer '14 rollout. For approval process instances that were pending during the Summer '14 rollout, all ProcessInstanceWorkitem fields are populated after the approval process instance is next acted upon after the Summer '14 rollout, with three exceptions: `ElapsedTimeInDays`, `ElapsedTimeInHours`, and `ElapsedTimeInMinutes` fields are never populated in ProcessInstanceWorkitem records for which equivalent ProcessInstanceStep records were created before the Summer '14 rollout.

For all other ProcessInstanceWorkitem records, these three fields are populated after the approval process instance is next acted upon after the Summer '14 rollout.

-  **Note:** Because ProcessInstanceHistory combines fields from ProcessInstanceStep and ProcessInstanceWorkitem, you may notice incorrect elapsed times of 0 in ProcessInstanceHistory records because the elapsed time fields were never populated in the related ProcessInstanceWorkitem record.

## Supported Calls

`delete()`, `describeSObjects()`, `query()`, `retrieve()`, `update()`

## Fields

Field	Details
<code>ActorId</code>	<p><b>Type</b> reference</p> <p><b>Properties</b> Filter, Group, Sort, Update</p> <p><b>Description</b> ID of the user who is currently responsible for approving an approval request.</p>
<code>ElapsedTimeInDays</code>	<p><b>Type</b> double</p> <p><b>Properties</b> Filter, Nillable, Sort</p> <p><b>Description</b> The total time in days since this approval request was started.</p>
<code>ElapsedTimeInHours</code>	<p><b>Type</b> double</p>

Field	Details
	<p><b>Properties</b> Filter, Nillable, Sort</p> <p><b>Description</b> The total time in hours since this approval request was started.</p>
ElapsedTimeInMinutes	<p><b>Type</b> double</p> <p><b>Properties</b> Filter, Nillable, Sort</p> <p><b>Description</b> The total time in minutes since this approval request was started.</p>
OriginalActorId	<p><b>Type</b> reference</p> <p><b>Properties</b> Filter, Group, Sort, Update</p> <p><b>Description</b> ID of the user who was originally assigned this approval request.</p>
ProcessInstanceId	<p><b>Type</b> reference</p> <p><b>Properties</b> Filter, Group, Sort, Update</p> <p><b>Description</b> ID of the ProcessInstance associated with this approval request.</p>

## Usage

Use this object to manage a pending approval request for a user.

SEE ALSO:

- [ProcessInstance](#)
- [ProcessInstanceHistory](#)
- [ProcessInstanceStep](#)

## ProcessNode

Describes a step in a process definition. Compare to ProcessInstanceNode, which describes the step in a running process.

## Supported Calls

`describeSObjects()`, `query()`, `retrieve()`

## Fields

Field	Details
Description	<p><b>Type</b> textarea</p> <p><b>Properties</b> Filter, Nillable, Sort</p> <p><b>Description</b> A description of this node, no longer than 3,000 bytes.</p>
DeveloperName	<p><b>Type</b> string</p> <p><b>Properties</b> Filter, Group, Sort</p> <p><b>Description</b> The external name of the node; the name seen by users.</p>
Name	<p><b>Type</b> string</p> <p><b>Properties</b> Filter, Group, idLookup, Sort</p> <p><b>Description</b> The unique node name.</p>
ProcessDefinition	<p><b>Type</b> reference</p> <p><b>Properties</b> Filter, Group, Sort</p> <p><b>Description</b> ID of the object affected by this approval instance.</p>

## Usage

Use this object to get the description of a process definition.

The following SOQL query returns details for all the ProcessInstanceStep records related to individual ProcessInstance records. The nested query references `Steps`, which is the child `relationshipName` for ProcessInstanceStep in the ProcessInstance object.

```
SELECT Id, (SELECT Id, StepStatus, Comments FROM Steps)
FROM ProcessInstance
```

The following SOQL query returns details for all the ProcessInstanceWorkitem records related to individual ProcessInstance records. The nested query references `workitems`, which is the child `relationshipName` for ProcessInstanceWorkitem in the ProcessInstance object.

```
SELECT Id, (SELECT Id, ActorId, ProcessInstanceId FROM Workitems)
FROM ProcessInstance
```


ProcessInstanceHistory can help provide a unified read-only view of the ProcessInstanceStep and ProcessInstanceWorkitem objects.

## Product2

---

Represents a product that your org sells.

This object has several fields that are used only for quantity and revenue schedules (for example, annuities). Schedules are available only for orgs that have enabled the products and schedules features. If these features aren't enabled, the schedule fields don't appear in the DescribeSObjectResult, and you can't query, create, or update the fields.

 **Note:** Products are represented by Product2 objects. As of API version 8.0, the Product object is no longer available. Requests containing Product are refused, and responses do not contain the Product object.

## Supported Calls

`create()`, `delete()`, `describeLayout()`, `describeSObjects()`, `getDeleted()`, `getUpdated()`, `query()`, `retrieve()`, `search()`, `undelete()`, `update()`, `upsert()`

## Fields

Field	Details
CanUseQuantitySchedule	<p><b>Type</b> boolean</p> <p><b>Properties</b> Defaulted on create, Filter, Group, Sort</p> <p><b>Description</b> Indicates whether the product can have a quantity schedule (<code>true</code>) or not (<code>false</code>). Label is <b>Quantity Scheduling Enabled</b>.</p>
CanUseRevenueSchedule	<p><b>Type</b> boolean</p> <p><b>Properties</b> Defaulted on create, Filter, Group, Sort</p> <p><b>Description</b> Indicates whether the product can have a revenue schedule (<code>true</code>) or not (<code>false</code>). Label is <b>Revenue Scheduling Enabled</b>.</p>
ConnectionReceivedId	<p><b>Type</b> reference</p>



Field	Details
	<p><b>Properties</b> Filter, Nillable</p> <p><b>Description</b> ID of the PartnerNetworkConnection that shared this record with your organization. This field is available if you enabled Salesforce to Salesforce.</p>
ConnectionSentId	<p><b>Type</b> reference</p> <p><b>Properties</b> Filter, Nillable</p> <p><b>Description</b> ID of the PartnerNetworkConnection that you shared this record with. This field is available if you enabled Salesforce to Salesforce. This field is supported using API versions earlier than 15.0. In all other API versions, this field's value is null. You can use the new PartnerNetworkRecordConnection object to forward records to connections.</p>
CurrencyIsoCode	<p><b>Type</b> picklist</p> <p><b>Properties</b> Filter, Restricted picklist</p> <p><b>Description</b> Available only for orgs with the multicurrency feature enabled. Contains the ISO code for any currency allowed by the org.</p>
Description	<p><b>Type</b> textarea</p> <p><b>Properties</b> Create, Filter, Nillable, Sort, Update</p> <p><b>Description</b> A text description of this record. Label is <b>Product Description</b>.</p>
DisplayUrl	<p><b>Type</b> url</p> <p><b>Properties</b> Create, Filter, Nillable, Sort, Update</p> <p><b>Description</b> URL leading to a specific version of a record in the linked external data source.</p>
ExternalDataSourceId	<p><b>Type</b> reference</p> <p><b>Properties</b> Create, Filter, Group, Nillable, Sort, Update</p>

Field	Details
	<p><b>Description</b> ID of the related external data source.</p>
ExternalId	<p><b>Type</b> string</p> <p><b>Properties</b> Create, Filter, Group, Nillable, Sort, Update</p> <p><b>Description</b> The unique identifier of a record in the linked external data source. For example, <i>ID #123</i>.</p>
Family	<p><b>Type</b> picklist</p> <p><b>Properties</b> Create, Filter, Group, Nillable, Sort, Update</p> <p><b>Description</b> Name of the product family associated with this record. Product families are configured as picklists in the user interface. To obtain a list of valid values, call <code>describeObjects()</code> and process the <code>DescribeObjectResult</code> for the values associated with the <code>Family</code> field. Label is <b>Product Family</b>.</p>
IsActive	<p><b>Type</b> boolean</p> <p><b>Properties</b> Create, Defaulted on create, Filter, Group, Sort, Update</p> <p><b>Description</b> Indicates whether this record is active (<code>true</code>) or not (<code>false</code>). Inactive Product2 records are hidden in many areas in the user interface. You can change the <code>IsActive</code> flag on a Product2 object as often as necessary. Label is <b>Active</b>.</p>
IsDeleted	<p><b>Type</b> boolean</p> <p><b>Properties</b> Defaulted on create, Filter</p> <p><b>Description</b> Indicates whether the object has been moved to the Recycle Bin (<code>true</code>) or not (<code>false</code>). Label is <b>Deleted</b>.</p>
LastReferencedDate	<p><b>Type</b> dateTime</p> <p><b>Properties</b> Filter, Nillable, Sort</p>

Field	Details
	<p><b>Description</b></p> <p>The timestamp for when the current user last viewed a record related to this record.</p>
LastViewedDate	<p><b>Type</b></p> <p>dateTime</p> <p><b>Properties</b></p> <p>Filter, Nillable, Sort</p> <p><b>Description</b></p> <p>The timestamp for when the current user last viewed this record. If this value is null, this record might only have been referenced (<code>LastReferencedDate</code>) and not viewed.</p>
Name	<p><b>Type</b></p> <p>string</p> <p><b>Properties</b></p> <p>Create, Filter, Group, idLookup, Sort, Update</p> <p><b>Description</b></p> <p>Required. Default name of this record. Label is <b>Product Name</b>.</p>
NumberOfQuantityInstallments	<p><b>Type</b></p> <p>int</p> <p><b>Properties</b></p> <p>Filter, Group, Sort</p> <p><b>Description</b></p> <p>If the product has a quantity schedule, the number of installments.</p>
NumberOfRevenueInstallments	<p><b>Type</b></p> <p>int</p> <p><b>Properties</b></p> <p>Filter, Group, Nillable, Sort</p> <p><b>Description</b></p> <p>If the product has a revenue schedule, the number of installments.</p>
ProductCode	<p><b>Type</b></p> <p>string</p> <p><b>Properties</b></p> <p>Create, Filter, Group, Nillable, Sort, Update</p> <p><b>Description</b></p> <p>Default product code for this record. Your org defines the product code naming pattern.</p>
QuantityInstallmentPeriod	<p><b>Type</b></p> <p>picklist</p>

Field	Details
	<p><b>Properties</b> Filter, Group, Nillable, Restricted picklist, Sort</p> <p><b>Description</b> If the product has a quantity schedule, the amount of time covered by the schedule.</p>
QuantityScheduleType	<p><b>Type</b> picklist</p> <p><b>Properties</b> Filter, Group, Nillable, Restricted picklist, Sort</p> <p><b>Description</b> The type of the quantity schedule, if the product has one.</p>
QuantityUnitOfMeasure	<p><b>Type</b> picklist</p> <p><b>Properties</b> Create, Filter, Group, Nillable, Sort, Update</p> <p><b>Description</b> Unit of the product; for example, kilograms, liters, or cases. This field comes with only one value, Each, so you may want to create your own. The <code>QuantityUnitOfMeasure</code> field on <code>ProductItem</code> inherits this field's values.</p>
RecalculateTotalPrice	<p><b>Type</b> boolean</p> <p><b>Properties</b> Defaulted on create, Filter, Group, Sort</p> <p><b>Description</b> Changes behavior of <code>OpportunityLineItem</code> calculations when a line item has child schedule rows for the <code>Quantity</code> value. When enabled, if the rollup quantity changes, then the quantity rollup value is multiplied against the sales price to change the total price.</p>
RevenueInstallmentPeriod	<p><b>Type</b> picklist</p> <p><b>Properties</b> Filter, Group, Nillable, Restricted picklist, Sort</p> <p><b>Description</b> If the product has a revenue schedule, the period of time covered by the schedule.</p>
RevenueScheduleType	<p><b>Type</b> picklist</p> <p><b>Properties</b> Filter, Group, Nillable, Restricted picklist, Sort</p>

Field	Details
	<p><b>Description</b></p> <p>The type of the revenue schedule, if the product has one.</p>
StockKeepingUnit	<p><b>Type</b></p> <p>string</p> <p><b>Properties</b></p> <p>Create, Filter, Group, Nillable, Sort, Update</p> <p><b>Description</b></p> <p>The SKU for the product. Use in tandem with or instead of the <code>ProductCode</code> field. For example, you can track the manufacturer's identifying code in the Product Code field and assign the product a SKU when you resell it.</p>

## Schedule Enabled Flags

When enabling the schedules feature, orgs can decide whether to enable quantity schedules, revenue schedules, or both. In addition, you can use the API to control quantity and revenue scheduling at the product level via the `CanUseQuantitySchedule` and `CanUseRevenueSchedule` flags. A value of `true` for either flag indicates that the product and any `OpportunityLineItems` can have a schedule of that type. These flags can be set when creating or updating `Product2` records.

## Default Schedule Fields

The remaining schedule fields for this object define default schedules. Default schedule values are used to create an `OpportunityLineItemSchedule` when an `OpportunityLineItem` is created for the `Product`.

The default schedule fields support the following valid values (all fields are also nillable).

Field	Valid Values
<code>RevenueScheduleType</code>	Divide, Repeat
<code>RevenueInstallmentPeriod</code>	Daily, Weekly, Monthly, Quarterly, Yearly
<code>NumberOfRevenueInstallments</code>	Integer between 1 to 150, inclusive.
<code>QuantityScheduleType</code>	Divide, Repeat
<code>QuantityInstallmentPeriod</code>	Daily, Weekly, Monthly, Quarterly, Yearly
<code>NumberOfQuantityInstallments</code>	Integer between 1 to 150, inclusive

When you attempt to set the schedule fields when creating or updating, the API applies cross-field integrity checks. The integrity requirements are:

- If the schedule type is nil, the installment period and number of installments must be nil.
- If the schedule type is set to any value, then the installment period and number of installments must be non-nil.

Any create or update that fails these integrity checks is rejected with an error.

These default schedule fields, as well as `CanUseQuantitySchedule` and `CanUseRevenueSchedule`, are restricted picklist fields and are available only if the org has the schedules feature enabled.

## Usage


Use this object to define the default product information for your org. This object is associated by reference with `Pricebook2` objects via `PricebookEntry` objects. The same product can be represented in different price books as price book entries. In fact, the same product can be represented multiple times (as separate `PricebookEntry` records) in the same price book with different prices or currencies. A product can only have one price for a given currency within the same price book. To be used in custom price books, all standard prices must be added as price book entries to the standard price book.

You can query the products that have been configured for your org. For example, you can allow your client application to obtain valid product IDs for use when configuring `PricebookEntry` records via the API. Your client application can perform the following tasks on `PricebookEntry` objects:

- Query
- Create for the standard pricebook or custom pricebooks.
- Update
- Delete
- Change the `IsActive` field when creating or updating records

This object is defined only for those orgs that have products enabled as a feature. If the org does not have the products feature, this object does not appear in the `describeGlobal()` call, and you can't describe or query this object.

If you try to delete a product via the API but there is an opportunity that uses that product, the delete fails. The workaround is to delete the product in the user interface, which gives you an option to archive the product.

 **Note:** On opportunities and opportunity products, the workflow rules, validation rules, and Apex triggers fire when an update to a child opportunity product or schedule causes an update to the parent record. This means your custom application logic is enforced when there are updates to the parent record, ensuring higher data quality and compliance with your organization's business policies.

## Associated Objects

This object has the following associated objects. Unless noted, they are available in the same API version as this object.

### **Product2Feed (API version 18.0)**

Feed tracking is available for the object.

### **Product2History**

History is available for tracked fields of the object.

SEE ALSO:

[Object Basics](#)

## Product2DataTranslation

---

Represents the translated values of the data stored within a `Product2` record's fields. This object is available in API version 45.0 and later.

## Supported Calls

`create()`, `delete()`, `describeSObjects()`, `getDeleted()`, `getUpdated()`, `query()`, `retrieve()`, `undelete()`, `update()`, `upsert()`

## Special Access Rules

- Your organization must be using Enterprise, Performance, Unlimited, or Developer edition.
- Translation Workbench and data translation must be enabled in your org.
- To view this object, you must have the “View Setup and Configuration” permission

## Fields

Field	Details
Description	<p><b>Type</b> textarea</p> <p><b>Properties</b> Create, Filter, Nillable, Sort, Update</p> <p><b>Description</b> The translated value for the Product2 description.</p>
IsOutOfDate	<p><b>Type</b> boolean</p> <p><b>Properties</b> Defaulted on create, Filter, Group, Sort</p> <p><b>Description</b> Indicates whether the translation is out-of-date (<code>true</code>) or current (<code>false</code>). A translation is out-of-date if the parent Product2 record is updated after the last translation was filed.</p>
Language	<p><b>Type</b> picklist</p> <p><b>Properties</b> Create, Filter, Group, Restricted picklist, Sort</p> <p><b>Description</b> The language for these translated values.</p>
Name	<p><b>Type</b> string</p> <p><b>Properties</b> Create, Filter, Group, idLookup, Sort, Update</p> <p><b>Description</b> The translated value for the Product2 record name. This field is required to translate the text in other fields.</p>

Field	Details
ParentId	<p><b>Type</b> reference</p> <p><b>Properties</b> Create, Filter, Group, Sort, Update</p> <p><b>Description</b> The record ID of the Product2 associated with the data that is being translated.</p>

## Usage

Use this object to translate the data stored in a Product2 record into the different languages supported by Salesforce. If data translation is enabled for custom fields on the Product2 object, additional Product2DataTranslation fields exist for translating the data contained within those fields.

## ProductCategory

Represents the category that products are organized in. This object is available in API version 49.0 and later.

## Supported Calls

`create()`, `delete()`, `describeLayout()`, `describeSObjects()`, `getDeleted()`, `getUpdated()`, `query()`, `retrieve()`, `search()`, `undelete()`, `update()`, `upsert()`

## Special Access Rules

You must have the B2B Commerce license and a CMS workspace to access product media.

## Fields

Field	Details
CatalogId	<p><b>Type</b> reference</p> <p><b>Properties</b> Create, Filter, Group, Sort</p> <p><b>Description</b> The ID of the catalog.</p>
CurrencyIsoCode	<p><b>Type</b> picklist</p> <p><b>Properties</b> Create, Defaulted on create, Filter, Group, Nillable, Restricted picklist, Sort, Update</p>



Field	Details
	<p><b>Description</b></p> <p>The default value is <code>USD</code>.</p>
Description	<p><b>Type</b></p> <p>textarea</p> <p><b>Properties</b></p> <p>Create, Filter, Group, Nillable, Sort, Update</p> <p><b>Description</b></p> <p>The description of the category.</p>
IsNavigational	<p><b>Type</b></p> <p>boolean</p> <p><b>Properties</b></p> <p>Create, Defaulted on create, Filter, Group, Sort, Update</p> <p><b>Description</b></p> <p>The default value is <code>false</code>.</p>
LastReferencedDate	<p><b>Type</b></p> <p>dateTime</p> <p><b>Properties</b></p> <p>Filter, Nillable, Sort</p> <p><b>Description</b></p> <p>The timestamp for when the current user last viewed a record related to this record.</p>
LastViewedDate	<p><b>Type</b></p> <p>dateTime</p> <p><b>Properties</b></p> <p>Filter, Nillable, Sort</p> <p><b>Description</b></p> <p>The timestamp for when the current user last viewed this record. If this value is null, this record might only have been referenced (<code>LastReferencedDate</code>) and not viewed.</p>
Name	<p><b>Type</b></p> <p>string</p> <p><b>Properties</b></p> <p>Create, Filter, idLookup, Sort, Update</p> <p><b>Description</b></p> <p>Name of the category.</p>
NumberOfProducts	<p><b>Type</b></p> <p>int</p>

Field	Details
	<p><b>Properties</b> Filter, Group, Nillable, Sort</p> <p><b>Description</b> The number of products in a category.</p>
ProductCategoryId	<p><b>Type</b> reference</p> <p><b>Properties</b> Create, Filter, Group, Nillable, Sort, Update</p> <p><b>Description</b> The ID of the category.</p>
SortOrder	<p><b>Type</b> int</p> <p><b>Properties</b> Create, Filter, Group, Nillable, Sort, Update</p> <p><b>Description</b> Order that the category is displayed in.</p>

## ProductCategoryDataTranslation

Represents the translated values for the data stored within a [ProductCategory](#) record's fields. This object is available in API version 46.0 and later.

### Supported Calls

`create()`, `delete()`, `describeSObjects()`, `getDeleted()`, `getUpdated()`, `query()`, `retrieve()`, `undelete()`, `update()`, `upsert()`

### Special Access Rules

- Your organization must be using Enterprise, Performance, Unlimited, or Developer edition.
- Translation Workbench and data translation must be enabled in your org.
- To view this object, you must have the "View Setup and Configuration" permission

### Fields

Field	Details
Description	<p><b>Type</b> textarea</p>

Field	Details
	<p><b>Properties</b> Create, Filter, Group, Nillable, Sort, Update</p> <p><b>Description</b> The translated value for the Product Category description.</p>
IsOutOfDate	<p><b>Type</b> boolean</p> <p><b>Properties</b> Defaulted on create, Filter, Group, Sort</p> <p><b>Description</b> Indicates whether the translation is out-of-date (<code>true</code>) or current (<code>false</code>). A translation is out-of-date if the parent ProductCategory record is updated after the last translation was filed.</p>
Language	<p><b>Type</b> picklist</p> <p><b>Properties</b> Create, Filter, Group, Restricted picklist, Sort</p> <p><b>Description</b> The language for these translated values.</p>
Name	<p><b>Type</b> string</p> <p><b>Properties</b> Create, Filter, Group, idLookup, Sort, Update</p> <p><b>Description</b></p>
ParentId	<p><b>Type</b> reference</p> <p><b>Properties</b> Create, Filter, Group, Sort, Update</p> <p><b>Description</b></p>

## Usage

Use this object to translate the data stored in a Product Category record into the different languages supported by Salesforce. If data translation is enabled for custom fields on the ProductCategory object, additional ProductCategoryDataTranslation fields exist for translating the data contained within those fields.

# ProductConsumed

---

Represents an item from your inventory that was used to complete a work order or work order line item in field service.

## Supported Calls

`create()`, `delete()`, `describeLayout()`, `describeSObjects()`, `getDeleted()`, `getUpdated()`, `query()`, `retrieve()`, `search()`, `undelete()`, `update()`, `upsert()`

## Special Access Rules

Field Service Lightning must be enabled.

 **Note:** To create or delete products consumed, you need Create permission on product items.

## Fields

Field Name	Details
Description	<p><b>Type</b> textarea</p> <p><b>Properties</b> Create, Nillable, Update</p> <p><b>Description</b> Notes and context about the product consumed.</p>
LastReferencedDate	<p><b>Type</b> dateTime</p> <p><b>Properties</b> Filter, Nillable, Sort</p> <p><b>Description</b> The date when the product consumed was last modified. Its label in the user interface is Last Modified Date.</p>
LastViewedDate	<p><b>Type</b> dateTime</p> <p><b>Properties</b> Filter, Nillable, Sort</p> <p><b>Description</b> The date when the product consumed was last viewed.</p>
PricebookEntryId	<p><b>Type</b> reference</p>

Field Name	Details
	<p><b>Properties</b> Create, Filter, Group, Nillable, Sort, Update</p> <p><b>Description</b> Price book associated with the product consumed. If the work order and the product item's associated product are related to the same price book, the Price Book Entry auto-populates based on the product item.</p>
Product2Id	<p><b>Type</b> reference</p> <p><b>Properties</b> Filter, Group, Nillable, Sort</p> <p><b>Description</b> Product associated with the product consumed.</p>
ProductConsumedNumber	<p><b>Type</b> string</p> <p><b>Properties</b> Autonumber, Defaulted on create, Filter, Sort</p> <p><b>Description</b> (Read Only) Auto-generated number identifying the product consumed.</p>
ProductItemId	<p><b>Type</b> reference</p> <p><b>Properties</b> Create, Filter, Group, Nillable, Sort</p> <p><b>Description</b> Product item associated with the product consumed. Creating a product consumed record subtracts the quantity consumed from the linked product item's quantity.</p>
ProductName	<p><b>Type</b> string</p> <p><b>Properties</b> Filter, Group, Nillable, Sort</p> <p><b>Description</b> Name for the product consumed.</p>
QuantityConsumed	<p><b>Type</b> double</p> <p><b>Properties</b> Create, Filter, Sort, Update</p>

Field Name	Details
	<p><b>Description</b> The quantity of products consumed.</p>
QuantityUnitOfMeasure	<p><b>Type</b> picklist</p> <p><b>Properties</b> Filter, Group, Nillable, Sort</p> <p><b>Description</b> Units of the consumed item; for example, kilograms or liters. Quantity Unit of Measure picklist values are inherited from the Quantity Unit of Measure field on products.</p>
UnitPrice	<p><b>Type</b> currency</p> <p><b>Properties</b> Create, Filter, Nillable, Sort, Update</p> <p><b>Description</b> The price per unit of the product consumed.</p>
WorkOrderId	<p><b>Type</b> reference</p> <p><b>Properties</b> Create, Filter, Group, Sort</p> <p><b>Description</b> Work order that the product was consumed for.</p>
WorkOrderLineItemId	<p><b>Type</b> reference</p> <p><b>Properties</b> Create, Filter, Group, Nillable, Sort, Update</p> <p><b>Description</b> Work order line item that the product was consumed for.</p>

## Usage

When a product is consumed during the completion of a work order, create a product consumed record to track its consumption. You can add products consumed to work orders or work order line items. Track product consumption at the line item level if you want to know which products were used for each line item's tasks.

The way you use products consumed depends on how closely you want to track the state of your inventory in Salesforce. If you want to track the entire life cycle of items in your inventory, including their storage, transfer, and consumption, link your products consumed records to product items. This approach ensures that your inventory numbers auto-update to reflect the consumption of products from

your inventory. If you want to track product consumption only, however, specify a Price Book Entry on each product consumed record and leave the Product Item field blank.

## Associated Objects

This object has the following associated objects. Unless noted, they are available in the same API version as this object.

### ProductConsumedFeed

Feed tracking is available for the object.

### ProductConsumedHistory

History is available for tracked fields of the object.

## ProductEntitlementTemplate

---

Represents predefined terms of customer support (Entitlement) that users can add to products (Product2).

## Supported Calls

`create()`, `delete()`, `describeSObjects()`, `query()`, `retrieve()`

## Special Access Rules

As of Summer '20 and later, only Salesforce admins, users with access to the Case, Entitlement, or Work Order objects, and users with the View Setup and Configuration permission can access this object.

## Fields

Field	Details
EntitlementTemplateId	<p><b>Type</b> reference</p> <p><b>Properties</b> Create, Filter, Group, Sort</p> <p><b>Description</b> Required. ID of the entitlement template. Must be a valid ID.</p>
Product2Id	<p><b>Type</b> reference</p> <p><b>Properties</b> Create, Filter, Group, Sort</p> <p><b>Description</b> Required. ID of the Product2 associated with the entitlement template. Must be a valid ID.</p>

## Usage

Use to query and manage entitlement templates.

SEE ALSO:

[Entitlement](#)

## ProductItem

---

Represents the stock of a particular product at a particular location in field service, such as all bolts stored in your main warehouse.

## Supported Calls

`create()`, `delete()`, `describeLayout()`, `describeSObjects()`, `getDeleted()`, `getUpdated()`, `query()`, `retrieve()`, `search()`, `undelete()`, `update()`, `upsert()`

## Special Access Rules

Field Service Lightning must be enabled.

## Fields

Field Name	Details
<code>LastReferencedDate</code>	<p><b>Type</b> dateTime</p> <p><b>Properties</b> Filter, Nillable, Sort</p> <p><b>Description</b> The date when the product item was last modified. Its label in the user interface is Last Modified Date.</p>
<code>LastViewedDate</code>	<p><b>Type</b> dateTime</p> <p><b>Properties</b> Filter, Nillable, Sort</p> <p><b>Description</b> The date when the product item was last viewed.</p>
<code>LocationId</code>	<p><b>Type</b> reference</p> <p><b>Properties</b> Create, Filter, Group, Sort</p>



**Field Name****Details**

Field Name	Details
	<p><b>Description</b> Location associated with the product item. This usually indicates where the product item is stored.</p>
OwnerId	<p><b>Type</b> reference</p> <p><b>Properties</b> Create, Defaulted on create, Filter, Group, Sort, Update</p> <p><b>Description</b> The product item's owner.</p>
Product2Id	<p><b>Type</b> reference</p> <p><b>Properties</b> Create, Filter, Group, Sort</p> <p><b>Description</b> Product associated with the product item, which represents the type of product in your inventory.</p>
ProductItemNumber	<p><b>Type</b> string</p> <p><b>Properties</b> Autonumber, Defaulted on create, Filter, Sort</p> <p><b>Description</b> (Read Only) Auto-generated number identifying the product item.</p>
ProductName	<p><b>Type</b> string</p> <p><b>Properties</b> Filter, Group, Nillable, Sort</p> <p><b>Description</b> A name for the product item. Try to select a name that indicates what is being stored where; for example, Batteries in Warehouse A.</p>
QuantityOnHand	<p><b>Type</b> double</p> <p><b>Properties</b> Create, Filter, Sort, Update</p> <p><b>Description</b> The quantity at the location. If you want to add a serial number, this value must be 1.</p>

Field Name	Details
QuantityUnitOfMeasure	<p><b>Type</b> picklist</p> <p><b>Properties</b> Create, Filter, Group, Nillable, Sort, Update</p> <p><b>Description</b> Units of the product item; for example, kilograms or liters. Quantity Unit of Measure picklist values are inherited from the Quantity Unit of Measure field on products.</p>
SerialNumber	<p><b>Type</b> string</p> <p><b>Properties</b> Create, Filter, Group, Nillable, Sort, Update</p> <p><b>Description</b> A unique number for identification purposes. If you want to enter a serial number, the Quantity on Hand must be 1.</p>

## Usage

Each product item is associated with a product and a location in Salesforce. If a product is stored at multiple locations, the product will be tracked in a different product item for each location.

## Associated Objects

This object has the following associated objects. Unless noted, they are available in the same API version as this object.

### [ProductItemFeed](#)

Feed tracking is available for the object.

### [ProductItemHistory](#)

History is available for tracked fields of the object.

### [ProductItemOwnerSharingRule](#)

Sharing rules are available for the object.

### [ProductItemShare](#)

Sharing is available for the object.

## ProductItemTransaction

---

Represents an action taken on a product item in field service. Product item transactions are auto-generated records that help you track when a product item is replenished, consumed, or adjusted.

## Supported Calls

`create()`, `describeLayout()`, `describeSObjects()`, `getDeleted()`, `getUpdated()`, `query()`, `retrieve()`, `update()`, `upsert()`

## Special Access Rules

Field Service Lightning must be enabled.

## Fields

Field Name	Details
Description	<p><b>Type</b> textarea</p> <p><b>Properties</b> Create, Nillable, Update</p> <p><b>Description</b> A description of the transaction. The description is blank when the transaction record is created, but can be updated.</p>
LastReferencedDate	<p><b>Type</b> dateTime</p> <p><b>Properties</b> Filter, Nillable, Sort</p> <p><b>Description</b> The timestamp for when the current user last viewed a record related to this record.</p>
LastViewedDate	<p><b>Type</b> dateTime</p> <p><b>Properties</b> Filter, Nillable, Sort</p> <p><b>Description</b> The timestamp for when the current user last viewed this record. If this value is null, this record might only have been referenced (<code>LastReferencedDate</code>) and not viewed.</p>
ProductItemId	<p><b>Type</b> reference</p> <p><b>Properties</b> Create, Filter, Group, Sort</p> <p><b>Description</b> The associated product item.</p>

Field Name	Details
ProductItemTransactionNumber	<p><b>Type</b> string</p> <p><b>Properties</b> Autonumber, Defaulted on create, Filter, Sort</p> <p><b>Description</b> (Read Only) Auto-generated number identifying the product item transaction.</p>
Quantity	<p><b>Type</b> double</p> <p><b>Properties</b> Create, Filter, Sort</p> <p><b>Description</b> The quantity of the product item involved in the transaction. If inventory was consumed, the quantity is negative.</p>
RelatedRecordId	<p><b>Type</b> reference</p> <p><b>Properties</b> Filter, Group, Nillable, Sort</p> <p><b>Description</b> (Read Only) The product consumed or product transfer related to the action. If the action wasn't related to consumption or transfer, the related record is blank.</p>
TransactionType	<p><b>Type</b> picklist</p> <p><b>Properties</b> Create, Filter, Group, Restricted picklist, Sort</p> <p><b>Description</b> The action that the transaction tracks.</p> <ul style="list-style-type: none"> <li>• Replenished: When a part is stocked at a location. A Replenished transaction is created when a product item is created.</li> <li>• Consumed: When parts are consumed to complete a work order. A Consumed transaction is created when a record is added to the Products Consumed related list on a work order or work order line item.</li> <li>• Adjusted: When there is a discrepancy or a change in consumption. An Adjusted transaction is created when a product item's Quantity on Hand is edited, a product consumed is updated or delete, or a product transfer is deleted.</li> <li>• Transferred: When parts are transferred between locations.</li> </ul>

## Associated Objects

This object has the following associated objects. Unless noted, they are available in the same API version as this object.

### ProductItemTransactionFeed

Feed tracking is available for the object.

### ProductItemTransactionHistory

History is available for tracked fields of the object.

## ProductMedia

---

Represents the rich media, including images and attachments, that can be added to products. This object is available in API version 49.0 and later.

## Supported Calls

`create()`, `delete()`, `describeLayout()`, `describeSObjects()`, `getDeleted()`, `getUpdated()`, `query()`, `retrieve()`, `undelete()`, `update()`, `upsert()`

## Special Access Rules

You must have the B2B Commerce license and a CMS workspace to access product media.

## Fields

Field	Details
CurrencyIsoCode	<p><b>Type</b> picklist</p> <p><b>Properties</b> Create, Defaulted on create, Filter, Group, Nillable, Restricted picklist, Sort, Update</p> <p><b>Description</b> The default value is USD.</p>
ElectronicMediaGroupId	<p><b>Type</b> reference</p> <p><b>Properties</b> Create, Filter, Group, Sort, Update</p> <p><b>Description</b> Unique ID of the media group.</p>
ElectronicMediaId	<p><b>Type</b> reference</p>

Field	Details
	<p><b>Properties</b> Create, Filter, Group, Sort, Update</p> <p><b>Description</b> Unique ID of the media record.</p>
LastReferencedDate	<p><b>Type</b> dateTime</p> <p><b>Properties</b> Filter, Nillable, Sort</p> <p><b>Description</b> The timestamp for when the current user last viewed a record related to this record.</p>
LastViewedDate	<p><b>Type</b> dateTime</p> <p><b>Properties</b> Filter, Nillable, Sort</p> <p><b>Description</b> The timestamp for when the current user last viewed this record. If this value is null, this record might only have been referenced (<code>LastReferencedDate</code>) and not viewed.</p>
Name	<p><b>Type</b> string</p> <p><b>Properties</b> Autonumber, Defaulted on create, Filter, idLookup, Sort</p> <p><b>Description</b> Name of the media.</p>
OwnerId	<p><b>Type</b> reference</p> <p><b>Properties</b> Create, Defaulted on create, Filter, Group, Sort, Update</p> <p><b>Description</b> The ID of the owner of the product media file.</p>
ProductId	<p><b>Type</b> reference</p> <p><b>Properties</b> Create, Filter, Group, Sort, Update</p> <p><b>Description</b> The ID of the product that the media is associated with.</p>

Field	Details
SortOrder	<p><b>Type</b> int</p> <p><b>Properties</b> Create, Defaulted on create, Filter, Group, Nillable, Sort, Update</p> <p><b>Description</b> The order that product media is displayed in.</p>

## ProductRequest

Represents an order for a part or parts in field service.

### Supported Calls

`create()`, `delete()`, `describeLayout()`, `describeSObjects()`, `getDeleted()`, `getUpdated()`, `query()`, `retrieve()`, `search()`, `undelete()`, `update()`, `upsert()`

### Special Access Rules

Field Service Lightning must be enabled.

### Fields

Field Name	Details
AccountId	<p><b>Type</b> reference</p> <p><b>Properties</b> Create, Filter, Group, Nillable, Sort, Update</p> <p><b>Description</b> The account associated with the product request.</p>
CareProgramEnrolleeId	<p><b>Type</b> reference</p> <p><b>Properties</b> Create, Filter, Group, Nillable, Sort, Update</p> <p><b>Description</b> The ID of the care program enrollee associated with the product request. This field is available from API version 49.0 and later.</p>
CaseId	<p><b>Type</b> reference</p>

Field Name	Details
	<p><b>Properties</b> Create, Filter, Group, Nillable, Sort, Update</p> <p><b>Description</b> The case associated with the product request.</p>
CurrencyIsoCode	<p><b>Type</b> picklist</p> <p><b>Properties</b> Create, Defaulted on create, Filter, Group, Nillable, Restricted picklist, Sort, Update</p> <p><b>Description</b> Available only if the multicurrency feature is enabled. Contains the ISO code for any currency allowed by the organization. The label in the user interface is Currency ISO Code.</p>
Description	<p><b>Type</b> textarea</p> <p><b>Properties</b> Create, Nillable, Update</p> <p><b>Description</b> A text field for details not recorded in the provided fields.</p>
DestinationLocationId	<p><b>Type</b> reference</p> <p><b>Properties</b> Create, Filter, Group, Nillable, Sort, Update</p> <p><b>Description</b> Where the product is delivered.</p>
LastReferencedDate	<p><b>Type</b> dateTime</p> <p><b>Properties</b> Filter, Nillable, Sort</p> <p><b>Description</b> The date when the product request was last modified. Its label in the user interface is Last Modified Date.</p>
LastViewedDate	<p><b>Type</b> dateTime</p> <p><b>Properties</b> Filter, Nillable, Sort</p> <p><b>Description</b> The date when the product request was last viewed.</p>



Field Name	Details
NeedByDate	<p><b>Type</b> dateTime</p> <p><b>Properties</b> Create, Filter, Nillable, Sort, Update</p> <p><b>Description</b> Date the product must be delivered by.</p>
OwnerId	<p><b>Type</b> reference</p> <p><b>Properties</b> Create, Defaulted on create, Filter, Group, Sort, Update</p> <p><b>Description</b> The owner of the shipment.</p>
ProductRequestNumber	<p><b>Type</b> string</p> <p><b>Properties</b> Autonumber, Defaulted on create, Filter, Sort</p> <p><b>Description</b> An auto-assigned number that identifies the shipment.</p>
ShipToAddress	<p><b>Type</b> address</p> <p><b>Properties</b> Filter, Nillable</p> <p><b>Description</b> The address that the product is to be delivered to.</p>
ShipToCity	<p><b>Type</b> string</p> <p><b>Properties</b> Create, Filter, Group, Nillable, Sort, Update</p> <p><b>Description</b> The city that the product is to be delivered to.</p>
ShipToCountry	<p><b>Type</b> string</p> <p><b>Properties</b> Create, Filter, Group, Nillable, Sort, Update</p> <p><b>Description</b> The country that the product is to be delivered to.</p>

Field Name	Details
ShipToGeocodeAccuracy	<p><b>Type</b> picklist</p> <p><b>Properties</b> Create, Filter, Group, Nillable, Restricted picklist, Sort, Update</p> <p><b>Description</b> The accuracy of the geocode for the shipping address.</p>
ShipToLatitude	<p><b>Type</b> double</p> <p><b>Properties</b> Create, Filter, Nillable, Sort, Update</p> <p><b>Description</b> The latitude of the location where the product is to be delivered to.</p>
ShipToLongitude	<p><b>Type</b> double</p> <p><b>Properties</b> Create, Filter, Nillable, Sort, Update</p> <p><b>Description</b> The longitude of the location where the product is to be delivered to.</p>
ShipToPostalCode	<p><b>Type</b> string</p> <p><b>Properties</b> Create, Filter, Group, Nillable, Sort, Update</p> <p><b>Description</b> The postal code of the address where the product is to be delivered to.</p>
ShipToState	<p><b>Type</b> string</p> <p><b>Properties</b> Create, Filter, Group, Nillable, Sort, Update</p> <p><b>Description</b> The name of the state where the product is to be delivered to.</p>
ShipToStreet	<p><b>Type</b> textarea</p> <p><b>Properties</b> Create, Filter, Group, Nillable, Sort, Update</p> <p><b>Description</b> The street address where the product is to be delivered to.</p>

Field Name	Details
ShipmentType	<p><b>Type</b> picklist</p> <p><b>Properties</b> Create, Defaulted on create, Filter, Group, Nillable, Sort, Update</p> <p><b>Description</b> The type of shipment. The picklist includes the following values by default:</p> <ul style="list-style-type: none"><li>• None</li><li>• Rush</li><li>• Overnight</li><li>• Next Business Day</li><li>• Pick Up</li></ul>
SourceLocationId	<p><b>Type</b> reference</p> <p><b>Properties</b> Create, Filter, Group, Nillable, Sort, Update</p> <p><b>Description</b> The location the product is shipped from.</p>
Status	<p><b>Type</b> picklist</p> <p><b>Properties</b> Create, Defaulted on create, Filter, Group, Nillable, Sort, Update</p> <p><b>Description</b> Status of the product transfer.</p>
WorkOrderId	<p><b>Type</b> reference</p> <p><b>Properties</b> Create, Filter, Group, Nillable, Sort, Update</p> <p><b>Description</b> The work order that the product request is related to.</p>
WorkOrderLineItemId	<p><b>Type</b> reference</p> <p><b>Properties</b> Create, Filter, Group, Nillable, Sort, Update</p> <p><b>Description</b> The work order line item that the product request is related to.</p>

## Associated Objects

This object has the following associated objects. Unless noted, they are available in the same API version as this object.

### ProductRequestFeed

Feed tracking is available for the object.

### ProductRequestHistory

History is available for tracked fields of the object.

### ProductRequestOwnerSharingRule

Sharing rules are available for the object.

### ProductRequestShare

Sharing is available for the object.

## ProductRequestLineItem

---

Represents a request for a part in field service. Product request line items are components of product requests.

## Supported Calls

`create()`, `delete()`, `describeLayout()`, `describeSObjects()`, `getDeleted()`, `getUpdated()`, `query()`, `retrieve()`, `search()`, `undelete()`, `update()`, `upsert()`

## Special Access Rules



Field Service Lightning must be enabled.


## Fields

Field Name	Details
AccountId	<p><b>Type</b> reference</p> <p><b>Properties</b> Create, Filter, Group, Nillable, Sort, Update</p> <p><b>Description</b> The account associated with the product request line item.</p>
CareProgramEnrolleeId	<p><b>Type</b> reference</p> <p><b>Properties</b> Create, Filter, Group, Nillable, Sort, Update</p> <p><b>Description</b> The ID of the care program enrollee associated with the product request line item. This field is available from API version 49.0 and later.</p>

Field Name	Details
CaseId	<p><b>Type</b> reference</p> <p><b>Properties</b> Create, Filter, Group, Nillable, Sort, Update</p> <p><b>Description</b> The case associated with the product request line item.</p>
Description	<p><b>Type</b> textarea</p> <p><b>Properties</b> Create, Nillable, Update</p> <p><b>Description</b> Details not recorded in the provided fields.</p>
DestinationLocationId	<p><b>Type</b> reference</p> <p><b>Properties</b> Create, Filter, Group, Nillable, Sort, Update</p> <p><b>Description</b> Where the product is delivered.</p>
LastReferencedDate	<p><b>Type</b> dateTime</p> <p><b>Properties</b> Filter, Nillable, Sort</p> <p><b>Description</b> The timestamp for when the current user last viewed a record related to this record.</p>
LastViewedDate	<p><b>Type</b> dateTime</p> <p><b>Properties</b> Filter, Nillable, Sort</p> <p><b>Description</b> The timestamp for when the current user last viewed this record. If this value is null, this record might only have been referenced (<code>LastReferencedDate</code>) and not viewed.</p>
NeedByDate	<p><b>Type</b> dateTime</p>

Field Name	Details
	<p><b>Properties</b> Create, Filter, Nillable, Sort, Update</p> <p><b>Description</b> Date the product must be delivered by.</p>
ParentId	<p><b>Type</b> reference</p> <p><b>Properties</b> Create, Filter, Group, Sort</p> <p><b>Description</b> The product request that the line item belongs to.</p>
Product2Id	<p><b>Type</b> reference</p> <p><b>Properties</b> Create, Filter, Group, Sort, Update</p> <p><b>Description</b> The product associated with the product request line item.</p>
ProductRequestLineNumber	<p><b>Type</b> string</p> <p><b>Properties</b> Autonumber, Defaulted on create, Filter, Sort</p> <p><b>Description</b> (Read Only) An auto-assigned number that identifies the product request line item.</p>
QuantityRequested	<p><b>Type</b> double</p> <p><b>Properties</b> Create, Filter, Sort, Update</p> <p><b>Description</b> The amount requested.</p>
QuantityUnitOfMeasure	<p><b>Type</b> picklist</p> <p><b>Properties</b> Create, Filter, Group, Nillable, Sort, Update</p> <p><b>Description</b> Units of the requested product; for example, grams, liters, or units. The picklist values can be customized.</p>

Field Name	Details
ShipToAddress	<p><b>Type</b> address</p> <p><b>Properties</b> Filter, Nillable</p> <p><b>Description</b> The physical address where the product is needed.</p>
ShipToCity	<p><b>Type</b> string</p> <p><b>Properties</b> Create, Filter, Group, Nillable, Sort, Update</p> <p><b>Description</b> The city of the address where the product is needed.</p>
ShipToCountry	<p><b>Type</b> string</p> <p><b>Properties</b> Create, Filter, Group, Nillable, Sort, Update</p> <p><b>Description</b> The country of the address where the product is needed.</p>
ShipToGeocodeAccuracy	<p><b>Type</b> picklist</p> <p><b>Properties</b> Create, Filter, Group, Nillable, Restricted picklist, Sort, Update</p> <p><b>Description</b> Accuracy level of the geocode for the address where the product is needed. See <a href="#">Compound Field Considerations and Limitations</a> for details on geolocation compound fields.</p> <p> <b>Note:</b> This field is available in the API only.</p>
ShipToLatitude	<p><b>Type</b> double</p> <p><b>Properties</b> Create, Filter, Nillable, Sort, Update</p> <p><b>Description</b> Used with Longitude to specify the precise geolocation of the address where the product is needed. Acceptable values are numbers between -90 and 90 with up to 15 decimal places. See <a href="#">Compound Field Considerations and Limitations</a> for details on geolocation compound fields.</p> <p> <b>Note:</b> This field is available in the API only.</p>

Field Name	Details
ShipToLongitude	<p><b>Type</b> double</p> <p><b>Properties</b> Create, Filter, Nillable, Sort, Update</p> <p><b>Description</b> Used with Latitude to specify the precise geolocation of the address where the product is needed. Acceptable values are numbers between –180 and 180 with up to 15 decimal places. See <a href="#">Compound Field Considerations and Limitations</a> for details on geolocation compound fields.</p> <p> <b>Note:</b> This field is available in the API only.</p>
ShipToPostalCode	<p><b>Type</b> string</p> <p><b>Properties</b> Create, Filter, Group, Nillable, Sort, Update</p> <p><b>Description</b> The postal code of the address where the product is needed.</p>
ShipToState	<p><b>Type</b> string</p> <p><b>Properties</b> Create, Filter, Group, Nillable, Sort, Update</p> <p><b>Description</b> The state of the address where the product is needed.</p>
ShipToStreet	<p><b>Type</b> textarea</p> <p><b>Properties</b> Create, Filter, Group, Nillable, Sort, Update</p> <p><b>Description</b> The street of the address where the product is needed.</p>
ShipmentType	<p><b>Type</b> picklist</p> <p><b>Properties</b> Create, Defaulted on create, Filter, Group, Nillable, Sort, Update</p> <p><b>Description</b> The type of shipment. The picklist includes the following values, which can be customized:</p> <ul style="list-style-type: none"><li>• Rush</li><li>• Overnight</li></ul>



Field Name	Details
	<ul style="list-style-type: none"> <li>• Next Business Day</li> <li>• Pick Up</li> </ul>
SourceLocationId	<p><b>Type</b> reference</p> <p><b>Properties</b> Create, Filter, Group, Nillable, Sort, Update</p> <p><b>Description</b> Where the product is at the time of the request.</p>
Status	<p><b>Type</b> picklist</p> <p><b>Properties</b> Create, Defaulted on create, Filter, Group, Nillable, Sort, Update</p> <p><b>Description</b> The status of the shipment. The picklist includes the following values, which can be customized:</p> <ul style="list-style-type: none"> <li>• Draft</li> <li>• Submitted</li> <li>• Received</li> </ul>
WorkOrderId	<p><b>Type</b> reference</p> <p><b>Properties</b> Create, Filter, Group, Nillable, Sort, Update</p> <p><b>Description</b> The work order for which the product is needed.</p>
WorkOrderLineItemId	<p><b>Type</b> reference</p> <p><b>Properties</b> Create, Filter, Group, Nillable, Sort, Update</p> <p><b>Description</b> The work order line item for which the product is needed.</p>

## Associated Objects

This object has the following associated objects. Unless noted, they are available in the same API version as this object.

### [ProductRequestLineItemFeed](#)

Feed tracking is available for the object.

**ProductRequestLineItemHistory**

History is available for tracked fields of the object.

## ProductRequired

---

Represents a product that is needed to complete a work order or work order line item in field service.

### Supported Calls

`create()`, `delete()`, `describeLayout()`, `describeSObjects()`, `getDeleted()`, `getUpdated()`, `query()`, `retrieve()`, `undelete()`, `update()`, `upsert()`

### Special Access Rules

Field Service Lightning must be enabled.

### Fields

Field Name	Details
LastReferencedDate	<p><b>Type</b> dateTime</p> <p><b>Properties</b> Filter, Nillable, Sort</p> <p><b>Description</b> The date when the product required was last modified. Its label in the user interface is Last Modified Date.</p>
LastViewedDate	<p><b>Type</b> dateTime</p> <p><b>Properties</b> Filter, Nillable, Sort</p> <p><b>Description</b> The date when the product required was last viewed.</p>
ParentRecordId	<p><b>Type</b> reference</p> <p><b>Properties</b> Create, Filter, Group, Sort</p> <p><b>Description</b> The work order or work order line item that the product is required for.</p>

Field Name	Details
ParentRecordType	<p><b>Type</b> string</p> <p><b>Properties</b> Filter, Group, Nillable, Sort</p> <p><b>Description</b> Indicates whether the parent record is a work order or a work order line item.</p>
Product2Id	<p><b>Type</b> reference</p> <p><b>Properties</b> Create, Filter, Group, Sort, Update</p> <p><b>Description</b> The required product.</p>
ProductName	<p><b>Type</b> string</p> <p><b>Properties</b> Filter, Group, Nillable, Sort</p> <p><b>Description</b> The name of the product required.</p>
ProductRequiredNumber	<p><b>Type</b> string</p> <p><b>Properties</b> Autonumber, Defaulted on create, Filter, Sort</p> <p><b>Description</b> (Read only) Auto-generated number identifying the product required.</p>
QuantityRequired	<p><b>Type</b> double</p> <p><b>Properties</b> Create, Filter, Nillable, Sort, Update</p> <p><b>Description</b> Quantity required of the product.</p>
QuantityUnitOfMeasure	<p><b>Type</b> picklist</p> <p><b>Properties</b> Create, Filter, Group, Nillable, Sort, Update</p>

Field Name	Details
	<p><b>Description</b></p> <p>Units of the required product; for example, kilograms or liters. Quantity Unit of Measure picklist values are inherited from the Quantity Unit of Measure field on products.</p>

## Usage

Required products can be added to work types, work orders, and work order line items to ensure that the assigned service resource arrives with the right equipment.

Adding required products to work types saves you time and keeps your business processes consistent. Work orders and work order line items inherit their work type's required products. For example, if all light bulb replacement jobs require a ladder and a light bulb, add the ladder and light bulb as required products to your Light Bulb Replacement work type. When it's time to create a work order for a customer's light bulb replacement, applying that work type to the work order adds the required products.

## Associated Objects

This object has the following associated objects. Unless noted, they are available in the same API version as this object.

### ProductRequiredFeed

Feed tracking is available for the object.

### ProductRequiredHistory

History is available for tracked fields of the object.

## ProductTransfer

Represents the transfer of inventory between locations in field service.

## Supported Calls

`create()`, `delete()`, `describeLayout()`, `describeSObjects()`, `getDeleted()`, `getUpdated()`, `query()`, `retrieve()`, `search()`, `undelete()`, `update()`, `upsert()`

## Special Access Rules

Field Service Lightning must be enabled.

## Fields

Field Name	Details
Description	<p><b>Type</b></p> <p>textarea</p>

Field Name	Details
	<p><b>Properties</b> Create, Nillable, Update</p> <p><b>Description</b> Details not recorded in the provided fields.</p>
DestinationLocationId	<p><b>Type</b> reference</p> <p><b>Properties</b> Create, Filter, Group, Nillable, Sort, Update</p> <p><b>Description</b> The place the product is to be delivered.</p>
ExpectedPickupDate	<p><b>Type</b> dateTime</p> <p><b>Properties</b> Create, Filter, Nillable, Sort, Update</p> <p><b>Description</b> Date the product is expected to be picked up.</p>
IsReceived	<p><b>Type</b> boolean</p> <p><b>Properties</b> Create, Defaulted on create, Filter, Group, Sort, Update</p> <p><b>Description</b> Checkbox identifying that the product was received.</p>
LastReferencedDate	<p><b>Type</b> dateTime</p> <p><b>Properties</b> Filter, Nillable, Sort</p> <p><b>Description</b> The date when the product request was last modified. Its label in the user interface is Last Modified Date.</p>
LastViewedDate	<p><b>Type</b> dateTime</p> <p><b>Properties</b> Filter, Nillable, Sort</p> <p><b>Description</b> The date when the product request was last viewed.</p>

Field Name	Details
OwnerId	<p><b>Type</b> reference</p> <p><b>Properties</b> Create, Defaulted on create, Filter, Group, Sort, Update</p> <p><b>Description</b> Owner of the product transfer.</p>
Product2Id	<p><b>Type</b> reference</p> <p><b>Properties</b> Create, Filter, Group, Nillable, Sort, Update</p> <p><b>Description</b> Lookup field for the product associated with the product transfer.</p>
ProductRequestId	<p><b>Type</b> reference</p> <p><b>Properties</b> Filter, Group, Nillable, Sort</p> <p><b>Description</b> Lookup field for the product request associated with the product transfer.</p>
ProductRequestLineItemId	<p><b>Type</b> reference</p> <p><b>Properties</b> Create, Filter, Group, Nillable, Sort, Update</p> <p><b>Description</b> Lookup field for the product request line item associated with the product transfer.</p>
ProductTransferNumber	<p><b>Type</b> string</p> <p><b>Properties</b> Autonumber, Defaulted on create, Filter, Sort</p> <p><b>Description</b> An auto-assigned number that identifies the product transfer.</p>
QuantityReceived	<p><b>Type</b> double</p> <p><b>Properties</b> Create, Filter, Nillable, Sort, Update</p> <p><b>Description</b> Amount of product received at the destination location.</p>

Field Name	Details
QuantitySent	<p><b>Type</b> double</p> <p><b>Properties</b> Create, Filter, Sort, Update</p> <p><b>Description</b> Amount of product sent from the source location.</p>
QuantityUnitOfMeasure	<p><b>Type</b> picklist</p> <p><b>Properties</b> Create, Filter, Group, Nillable, Sort, Update</p> <p><b>Description</b> The units of the product, for example grams, liters, or units.</p>
ReceivedById	<p><b>Type</b> reference</p> <p><b>Properties</b> Create, Filter, Group, Nillable, Sort, Update</p> <p><b>Description</b> Lookup field for the contact who received the product at the destination location.</p>
ReturnOrderId	<p><b>Type</b> reference</p> <p><b>Properties</b> Filter, Group, Nillable, Sort</p> <p><b>Description</b> The return order associated with the product transfer.</p>
ReturnOrderLineItemId	<p><b>Type</b> reference</p> <p><b>Properties</b> Create, Filter, Group, Nillable, Sort, Update</p> <p><b>Description</b> The return order line item associated with the product transfer.</p>
ShipmentExpectedDeliveryDate	<p><b>Type</b> dateTime</p> <p><b>Properties</b> Filter, Nillable, Sort</p> <p><b>Description</b> Lookup field for the shipment related to the product transfer.</p>

Field Name	Details
ShipmentId	<p><b>Type</b> reference</p> <p><b>Properties</b> Create, Filter, Group, Nillable, Sort, Update</p> <p><b>Description</b> Lookup field for the shipment related to the product transfer.</p>
ShipmentStatus	<p><b>Type</b> picklist</p> <p><b>Properties</b> Defaulted on create, Filter, Group, Nillable, Sort</p> <p><b>Description</b> Lookup field for the shipment related to the product transfer.</p>
ShipmentTrackingNumber	<p><b>Type</b> string</p> <p><b>Properties</b> Filter, Group, Nillable, Sort</p> <p><b>Description</b> Lookup field for the shipment related to the product transfer.</p>
ShipmentTrackingUrl	<p><b>Type</b> url</p> <p><b>Properties</b> Filter, Group, Nillable, Sort</p> <p><b>Description</b> Lookup field for the shipment related to the product transfer.</p>
SourceLocationId	<p><b>Type</b> reference</p> <p><b>Properties</b> Create, Filter, Group, Nillable, Sort, Update</p> <p><b>Description</b> Lookup field for the source location related to the product transfer.</p>
SourceProductId	<p><b>Type</b> reference</p> <p><b>Properties</b> Create, Filter, Group, Nillable, Sort, Update</p> <p><b>Description</b> Lookup field for the product item related to the product transfer.</p>



Field Name	Details
Status	<p><b>Type</b> picklist</p> <p><b>Properties</b> Create, Defaulted on create, Filter, Group, Nillable, Sort, Update</p> <p><b>Description</b> Status of the product transfer.</p>

## Associated Objects

This object has the following associated objects. Unless noted, they are available in the same API version as this object.

### ProductTransferFeed

Feed tracking is available for the object.

### ProductTransferHistory

History is available for tracked fields of the object.

### ProductTransferOwnerSharingRule

Sharing rules are available for the object.

### ProductTransferShare

Sharing is available for the object.

## Profile

Represents a profile, which defines a set of permissions to perform different operations, such as querying, adding, updating, or deleting information.

## Supported Calls

`describeSObjects()`, `getDeleted()`, `getUpdated()`, `query()`, `retrieve()`, `search()`, `update()`, `delete()`

## Special Access Rules

As of Summer '20 and later, Customer Portal and Partner Portal users *cannot* access this object.


To view the following settings, assignments, and permissions for standard and custom objects in a specified profile, the View Setup and Configuration permission is required.

- Client settings
- Field permissions
- Layout assignments
- Object permissions
- Permission dependencies
- Permission set tab settings
- Permission set group components

- Record types

## Fields

Field	Details
Description	<p><b>Type</b> string</p> <p><b>Properties</b> Filter, Group, Nillable, Sort, Update</p> <p><b>Description</b> Description of the profile.</p>
IsSsoEnabled	<p><b>Type</b> boolean</p> <p><b>Properties</b> Defaulted on create, Filter, Group, Sort, Update</p> <p><b>Description</b> If <code>true</code>, users assigned to this profile can delegate username and password authentication to a corporate database instead of the user database.</p>
LastReferencedDate	<p><b>Type</b> dateTime</p> <p><b>Properties</b> Filter, Nillable, Sort</p> <p><b>Description</b> The timestamp for when the current user last viewed a record related to this profile. Available in API version 29.0 and later.</p>
LastViewedDate	<p><b>Type</b> dateTime</p> <p><b>Properties</b> Filter, Nillable, Sort</p> <p><b>Description</b> The timestamp for when the current user last viewed this profile. Available in API version 29.0 and later.</p>
Name	<p><b>Type</b> string</p> <p><b>Properties</b> Filter, Group, idLookup, Sort, Update</p> <p><b>Description</b> The name of the profile.</p>

Field	Details
PermissionsShowCompanyNameAsUserBadge	<p><b>Type</b> boolean</p> <p><b>Properties</b> Create, Filter, Update</p> <p><b>Description</b> When on, a user's company name, if available, will be displayed in place of the community role.</p>
PermissionsPermissionName	<p><b>Type</b> boolean</p> <p><b>Properties</b> Filter, Update</p> <p><b>Description</b> One field for each permission. If <code>true</code>, users assigned to this profile have the named permission. The number of fields varies depending on the permissions for the organization and license type.</p> <p> <b>Tip:</b> To get a list of available permissions in the SOAP API, use <code>describeSObjects()</code>.</p>
UserLicenseId	<p><b>Type</b> reference</p> <p><b>Properties</b> Filter, Group, Sort</p> <p><b>Description</b> ID of the UserLicense associated with this profile.</p>
UserType	<p><b>Type</b> picklist</p> <p><b>Properties</b> Filter, Group, Nillable, Restricted picklist, Sort</p> <p><b>Description</b> The category of user license. Each <code>UserType</code> is associated with one or more UserLicense records. Each UserLicense is associated with one or more profiles. In API version 10.0 and later, valid values include:</p> <ul style="list-style-type: none"> <li>• Standard: user license. This user type also includes Salesforce Platform and Salesforce Platform One user licenses. Label is <b>Standard</b>.</li> <li>• PowerPartner: User whose access is limited because he or she is a partner and typically accesses the application through a partner portal or community. Label is <b>Partner</b>.</li> <li>• CSPLitePortal: user whose access is limited because he or she is an organization's customer and accesses the application through a Customer Portal or community. Label is <b>High Volume Portal</b>.</li> </ul>

Field	Details
	<ul style="list-style-type: none"> <li data-bbox="560 262 1459 346">• CustomerSuccess: user whose access is limited because he or she is an organization's customer and accesses the application through a Customer Portal. Label is <b>Customer Portal User</b>.</li> <li data-bbox="560 367 1459 472">• PowerCustomerSuccess: user whose access is limited because he or she is an organization's customer and accesses the application through a Customer Portal. Label is <b>Customer Portal Manager</b>.</li> </ul> <p data-bbox="592 483 1459 546">Users with this license type can view and edit data they directly own or data owned by or shared with users below them in the Customer Portal role hierarchy.</p> <ul style="list-style-type: none"> <li data-bbox="560 577 1459 640">• CsnOnly: user whose access to the application is limited to Chatter. This user type includes Chatter Free and Chatter moderator users. Label is <b>Chatter Free</b>.</li> </ul> <p data-bbox="560 651 1459 714"><code>UserType</code> replaces <code>LicenseType</code>, which is unavailable as of API version 10.0. In API versions 8.0 and 9.0 <code>LicenseType</code> is still available with the following valid values:</p> <ul style="list-style-type: none"> <li data-bbox="560 735 1459 766">• AUL: Lightning Platform user license. Label is <b>Apex Platform</b>.</li> <li data-bbox="560 777 1459 808">• AUL1: Lightning Platform user license with only one user. Label is <b>Apex Platform One</b>.</li> <li data-bbox="560 819 1459 850">• Salesforce: Salesforce user license. Label is <b>Salesforce</b>.</li> <li data-bbox="560 861 1459 924">• PackageManager: user who can create and work with managed packages for Salesforce AppExchange. Label is <b>Package Manager</b>.</li> <li data-bbox="560 934 1459 997">• PRM: user whose access is limited because he or she is a partner and typically accesses the application through a partner portal. Label is <b>Partner</b>.</li> <li data-bbox="560 1008 1459 1071">• CustomerUser: user whose access is limited because he or she is an organization's customer and accesses the application through a Customer Portal. Label is <b>Customer Portal User</b>.</li> <li data-bbox="560 1081 1459 1186">• CustomerManager: user whose access is limited because he or she is an organization's customer and accesses the application through a Customer Portal. Label is <b>Customer Portal Manager</b>.</li> </ul> <p data-bbox="592 1197 1459 1260">Users with this license type can view and edit data they directly own or data owned by or shared with users below them in the Customer Portal role hierarchy.</p>

## Usage

Use the Profile object to query the set of currently configured user profiles in your organization. Your client application can use Profile objects to obtain valid profile IDs for use when querying or modifying users through the API.

In the user interface, profiles can be used to assign user licenses from specific pools (Lightning Platform user license or Salesforce user license, for example). If a user is assigned to a profile with a different license type, the number of available licenses in the old license type pool increases, one per user changed, and decreases by the same amount in the new license type pool.

### SEE ALSO:

[Object Basics](#)

[PermissionSet](#)

# ProfileSkill

---

Represents a profile skill, which describes a user's professional knowledge. This is a global record for the organization, and users are associated through the ProfileSkillUser object.

 **Note:** For information about Live Agent skills, see the [Skill](#) topic.

## Supported Calls

`create()`, `delete()`, `describeLayout()`, `describeSObjects()`, `getDeleted()`, `getUpdated()`, `query()`, `retrieve()`, `search()`, `undelete()`, `update()`, `upsert()`

## Fields

Field Name	Details
Description	<p><b>Type</b> textarea</p> <p><b>Properties</b> Create, Nillable, Update</p> <p><b>Description</b> Description of the profile skill.</p>
LastReferencedDate	<p><b>Type</b> dateTime</p> <p><b>Properties</b> Filter, Nillable, Sort</p> <p><b>Description</b> The timestamp indicating when the current user last viewed a record related to this profile skill. Available in API version 29.0 and later.</p>
LastViewedDate	<p><b>Type</b> dateTime</p> <p><b>Properties</b> Filter, Nillable, Sort</p> <p><b>Description</b> The timestamp indicating when the current user last viewed this profile skill. Available in API version 29.0 and later.</p>
Name	<p><b>Type</b> string</p> <p><b>Properties</b> Create, Filter, Group, idLookup, Sort, Update</p>

Field Name	Details
	<p><b>Description</b> The name of the profile skill.</p>
OwnerId	<p><b>Type</b> reference</p> <p><b>Properties</b> Create, Defaulted on create, Filter, Group, Sort, Update</p> <p><b>Description</b> The owner of the profile skill.</p>
UserCount	<p><b>Type</b> int</p> <p><b>Properties</b> Filter, Group, Nillable, Sort</p> <p><b>Description</b> The number of users with the profile skill.</p>

## Usage

Use the ProfileSkill object to look up the attributes of a skill that can be assigned to a user. This is a global object and is not owned by any specific user.

## Associated Objects

This object has the following associated objects. Unless noted, they are available in the same API version as this object.

### **ProfileSkillFeed (API version 34.0)**

Feed tracking is available for the object.

### **ProfileSkillHistory**

History is available for tracked fields of the object.

### **ProfileSkillOwnerSharingRule**

Sharing rules are available for the object.

### **ProfileSkillShare**

Sharing is available for the object.

## ProfileSkillEndorsement

Represents a detail relationship of ProfileSkillUser. An endorsement of a profile skill shows approval and support of another user's publicly declared skill.

## Supported Calls

`create()`, `delete()`, `describeLayout()`, `describeSObjects()`, `getDeleted()`, `getUpdated()`, `query()`, `retrieve()`, `search()`, `undelete()`, `update()`, `upsert()`

## Fields

Field Name	Details
Name	<p><b>Type</b> string</p> <p><b>Properties</b> Autonumber, Defaulted on create, Filter, idLookup, Sort</p> <p><b>Description</b> The name of the profile skill being endorsed.</p>
ProfileSkillUserId	<p><b>Type</b> reference</p> <p><b>Properties</b> Create, Filter, Group, Sort</p> <p><b>Description</b> The ID of the ProfileSkillUser record that is being endorsed.</p>
UserId	<p><b>Type</b> reference</p> <p><b>Properties</b> Create, Filter, Group, Nillable, Sort, Update</p> <p><b>Description</b> The user ID of the person giving the endorsement.</p>

## Usage

Use the ProfileSkillEndorsement object to query about a single endorsement given to a user about a specific skill. Users can't endorse themselves, they can only be endorsed by others unless they are administrators with the "Modify All Data" permission.

## Associated Objects

This object has the following associated objects. Unless noted, they are available in the same API version as this object.

### [ProfileSkillEndorsementFeed \(API version 34.0\)](#)

Feed tracking is available for the object.

### [ProfileSkillEndorsementHistory](#)

History is available for tracked fields of the object.

# ProfileSkillShare

---

Represents a sharing entry on a ProfileSkill.

## Supported Calls

`create()`, `delete()`, `describeObjects()`, `query()`, `retrieve()`, `update()`, `upsert()`

## Fields

The properties available for some fields depend on the default organization-wide sharing settings. The properties listed are true for the default settings of such fields.

Field Name	Details
AccessLevel	<p><b>Type</b> picklist</p> <p><b>Properties</b> Create, Filter, Group, Restricted picklist, Sort, Update</p> <p><b>Description</b> Level of access that the User or Group has to the ProfileSkill. The possible values are:</p> <ul style="list-style-type: none"> <li>• Read</li> <li>• Edit</li> <li>• All (This value is not valid for <code>create()</code> or <code>update()</code> calls.)</li> </ul> <p>This value must be set to an access level that is higher than the organization's default access level for ProfileSkill objects.</p>
ParentId	<p><b>Type</b> reference</p> <p><b>Properties</b> Create, Filter, Group, Sort</p> <p><b>Description</b> ID of the parent object, if any.</p>
RowCause	<p><b>Type</b> picklist</p> <p><b>Properties</b> Create, Filter, Group, Nillable, Restricted picklist, Sort</p> <p><b>Description</b> Reason that this sharing entry exists.</p> <p>You can create a value for this field in API versions 32.0 and later with the correct organization-wide sharing settings.</p>



Field Name	Details
	<p>Values may include:</p> <ul style="list-style-type: none"> <li><code>Manual</code>—The User or Group has access because a user with “All” access manually shared the ProfileSkill with them.</li> <li><code>Owner</code>—The User is the owner of the ProfileSkill or is in a role above the ProfileSkill owner in the role hierarchy.</li> </ul>
<code>UserOrGroupId</code>	<p><b>Type</b> reference</p> <p><b>Properties</b> Create, Filter, Group, Sort</p> <p><b>Description</b> ID of the User or Group that has been given access to the ProfileSkill.</p>

## Usage

This object is read only. It is visible because of constraints to the ProfileSkill object, but it is ignored and does not control which users and groups can view and edit ProfileSkill records owned by other users.

## ProfileSkillUser

Represents a detail relationship of User. The object connects profile skills with users.

## Supported Calls

`create()`, `delete()`, `describeLayout()`, `describeSObjects()`, `getDeleted()`, `getUpdated()`, `query()`, `retrieve()`, `search()`, `undelete()`, `update()`, `upsert()`

## Fields

Field Name	Details
<code>EndorsementCount</code>	<p><b>Type</b> int</p> <p><b>Properties</b> Filter, Group, Nillable, Sort</p> <p><b>Description</b> The number of endorsements.</p>
<code>Name</code>	<p><b>Type</b> string</p>

Field Name	Details
	<p><b>Properties</b> Autonumber, Defaulted on create, Filter, idLookup, Sort</p> <p><b>Description</b> The name of the skill user.</p>
ProfileSkillId	<p><b>Type</b> reference</p> <p><b>Properties</b> Create, Filter, Group, Sort</p> <p><b>Description</b> The ID of the ProfileSkill.</p>
UserId	<p><b>Type</b> reference</p> <p><b>Properties</b> Create, Filter, Group, Nillable, Sort</p> <p><b>Description</b> The ID of the user. This field can't be changed once it is created.</p>

## Usage

Use this object to assign specific skills to specific users. ProfileSkillUser appears on the Overview tab on the Chatter profile page. Users can only create a skill mapping for themselves, they can't create skill mappings for others unless they are administrators with the "Modify All Data" permission. Additionally, users can only edit this object if they are the context user and are not editing the `userId` field.

## Associated Objects

This object has the following associated objects. Unless noted, they are available in the same API version as this object.

### **ProfileSkillUserFeed (API version 34.0)**

Feed tracking is available for the object.

### **ProfileSkillUserHistory**

History is available for tracked fields of the object.

## Prompt

Represents record details about an in-app guidance prompt or walkthrough. Available in API version 46.0 and later.

Use prompts and walkthroughs to display announcements, training, or news to users within the app. Choose to add an action button or link that links to a URL of your choice. Track views, action button clicks, and walkthrough completes.

## Supported Calls

`create()`, `delete()`, `describeObjects()`, `query()`, `retrieve()`, `update()`, `upsert()`

## Special Access Rules

Admins have access to add or edit prompts and walkthroughs. For non-admin users, assign the Manage Prompts and Modify Metadata Through Metadata API Functions user permission. Everyone can see the In-App Guidance setup page. To show walkthroughs to users, use the View Walkthroughs user permission, which is part of the Walkthroughs permission set license. The myTrailhead subscription includes this feature. For pricing details, contact your Salesforce account executive.

## Packaging Prompts and Walkthroughs

See [Creating Managed Packages](#) in Salesforce Help for more information.

See [Considerations for Prompts in Lightning Experience](#) in Salesforce Help for more information about installing and managing prompt packages and about editing and cloning prompts installed from packages.

If the package includes a custom profile or permission that isn't part of a Salesforce org, the in-app guidance is installed, but it doesn't include those custom items. For example, an org installs a prompt with several custom profiles not included in their org. The prompts are installed without those custom profiles.

If the package includes a standard app that isn't part of a Salesforce org, the in-app guidance is installed, but it's not usable.


If the package includes walkthroughs for standard apps that are part of an org, the walkthroughs are installed, but they aren't visible to users without the org subscribing to myTrailhead or starting a 30-day trial. However, orgs that don't subscribe to myTrailhead or start a trial can show users walkthroughs from packages that have a walkthrough on at least one custom app page.

Walkthroughs can be only included in unmanaged packages, or in security-reviewed, first-generation managed packages.

When orgs install in-app guidance from packages, the in-app guidance will retain publish state as indicated by the `IsPublished` field. For example, if the package prompt is active, it will also be active when installed by the org.

## Fields

Field	Details
DeveloperName	<p><b>Type</b> string</p> <p><b>Properties</b> Create, Filter, Group, Sort, Update</p> <p><b>Description</b> The unique name of the object in the API. This name can contain only underscores and alphanumeric characters, and must be unique in your org. It must begin with a letter, not include spaces, not end with an underscore, and not contain two consecutive underscores. In managed packages, this field prevents naming conflicts on package installations. With this field, a developer can change the object's name in a managed package and the changes are reflected in a subscriber's organization.</p>

Field	Details
	<p> <b>Note:</b> When creating large sets of data, always specify a unique <code>DeveloperName</code> for each record. If no <code>DeveloperName</code> is specified, performance may slow while Salesforce generates one for each record.</p>
Language	<p><b>Type</b> picklist</p> <p><b>Properties</b> Create, Defaulted on create, Filter, Group, Nillable, Restricted picklist, Sort, Update</p> <p><b>Description</b> Indicates the language used in the org where the in-app guidance was created.</p>
MasterLabel	<p><b>Type</b> string</p> <p><b>Properties</b> Create, Filter, Group, Sort, Update</p> <p><b>Description</b> The master label.. Maximum of 80 characters.</p>
NamespacePrefix	<p><b>Type</b> string</p> <p><b>Properties</b> Filter, Group, Nillable, Sort</p> <p><b>Description</b> The namespace prefix that is associated with this object. Each Developer Edition org that creates a managed package has a unique namespace prefix. Limit: 15 characters. You can refer to a component in a managed package by using the <b><code>namespacePrefix__componentName</code></b> notation.</p> <p>The namespace prefix can have one of the following values.</p> <ul style="list-style-type: none"> <li>• In Developer Edition orgs, <code>NamespacePrefix</code> is set to the namespace prefix of the org for all objects that support it, unless an object is in an installed managed package. In that case, the object has the namespace prefix of the installed managed package. This field's value is the namespace prefix of the Developer Edition org of the package developer.</li> <li>• In orgs that are not Developer Edition orgs, <code>NamespacePrefix</code> is set only for objects that are part of an installed managed package. All other objects have no namespace prefix.</li> </ul>

## PromptAction

Represents how the user interacted with the in-app guidance prompt or walkthrough. Available in API version 46.0 and later.

Use prompts and walkthroughs to display announcements, training, or news to users within the app. Choose to add an action button or link that links to a URL of your choice. Track views, action button clicks, and walkthrough completes.

## Supported Calls

`create()`, `delete()`, `describeSObjects()`, `getDeleted()`, `getUpdated()`, `query()`, `retrieve()`, `update()`, `upsert()`

## Special Access Rules

Admins have access to add or edit prompts and walkthroughs. For non-admin users, assign the Manage Prompts and Modify Metadata Through Metadata API Functions user permission. Everyone can see the In-App Guidance setup page. To show walkthroughs to users, use the View Walkthroughs user permission, which is part of the Walkthroughs permission set license. The myTrailhead subscription includes this feature. For pricing details, contact your Salesforce account executive.

## Fields

Field	Details
LastDisplayDate	<p><b>Type</b> dateTime</p> <p><b>Properties</b> Create, Filter, Nillable, Sort, Update</p> <p><b>Description</b> Indicates the date the in-app guidance was last displayed to the user.</p>
LastResult	<p><b>Type</b> picklist</p> <p><b>Properties</b> Create, Filter, Group, Nillable, Restricted picklist, Sort, Update</p> <p><b>Description</b> Indicates the last user interaction. Valid values are <code>Error</code>, <code>NotSeen</code>, <code>NoAction</code>, <code>Dismiss</code>, <code>Finish</code> (walkthroughs only), and <code>CustomAction</code>.</p>
LastResultDate	<p><b>Type</b> dateTime</p> <p><b>Properties</b> Create, Filter, Nillable, Sort, Update</p> <p><b>Description</b> Indicates the date the in-app guidance was last interacted with.</p>
Name	<p><b>Type</b> string</p>

Field	Details
	<p><b>Properties</b> Create, Filter, Group, idLookup, Sort, Update</p> <p><b>Description</b> Name of the in-app guidance.</p>
OwnerId	<p><b>Type</b> reference</p> <p><b>Properties</b> Create, Defaulted on create, Filter, Group, Sort, Update</p> <p><b>Description</b> ID of the owner.</p>
PromptVersionId	<p><b>Type</b> reference</p> <p><b>Properties</b> Create, Filter, Group, Sort, Update</p> <p><b>Description</b> ID of the PromptVersion object.</p>
StepCount	<p><b>Type</b> int</p> <p><b>Properties</b> Create, Filter, Group, Nillable, Sort, Update</p> <p><b>Description</b> Indicates the total number of steps in the walkthrough. Available in API version 49.0 and later.</p>
StepNumber	<p><b>Type</b> int</p> <p><b>Properties</b> Create, Filter, Group, Nillable, Sort, Update</p> <p><b>Description</b> Indicates the number of the last step the user viewed or interacted with in a walkthrough. Maximum value is 10. Available in API version 49.0 and later.</p>
TimesActionTaken	<p><b>Type</b> int</p> <p><b>Properties</b> Create, Filter, Group, Nillable, Sort, Update</p> <p><b>Description</b> Number of times that the user took action on the in-app guidance.</p>

Field	Details
TimesDismissed	<p><b>Type</b> int</p> <p><b>Properties</b> Create, Filter, Group, Nillable, Sort, Update</p> <p><b>Description</b> Number of times that the user dismissed the in-app guidance.</p>
TimesDisplayed	<p><b>Type</b> int</p> <p><b>Properties</b> Create, Filter, Group, Nillable, Sort, Update</p> <p><b>Description</b> Number of times that the in-app guidance was displayed to the user.</p>
UserId	<p><b>Type</b> reference</p> <p><b>Properties</b> Create, Filter, Group, Sort, Update</p> <p><b>Description</b> ID of the user.</p>

## Associated Objects

This object has the following associated objects. They are available in API version 46.0 and later.

### [PromptActionOwnerSharingRule](#)

Sharing rules are available for the object.

### [PromptActionShare](#)

Sharing is available for the object.

## PromptActionOwnerSharingRule

Represents a rule which determines `PromptAction` sharing access for the owners. Available in API version 46.0 and later.

Use prompts and walkthroughs to display announcements, training, or news to users within the app. Choose to add an action button or link that links to a URL of your choice. Track views, action button clicks, and walkthrough completes.


## Supported Calls

`create()`, `delete()`, `describeSObjects()`, `getDeleted()`, `getUpdated()`, `query()`, `retrieve()`, `update()`, `upsert()`

## Special Access Rules

Admins have access to add or edit prompts and walkthroughs. For non-admin users, assign the Manage Prompts and Modify Metadata Through Metadata API Functions user permission. Everyone can see the In-App Guidance setup page. To show walkthroughs to users, use the View Walkthroughs user permission, which is part of the Walkthroughs permission set license. The myTrailhead subscription includes this feature. For pricing details, contact your Salesforce account executive.

## Fields

Field	Details
AccessLevel	<p><b>Type</b> picklist</p> <p><b>Properties</b> Create, Filter, Group, Restricted picklist, Sort, Update</p> <p><b>Description</b> Indicates the access level of users for in-app guidance. Valid values are Read, and Edit.</p>
Description	<p><b>Type</b> textarea</p> <p><b>Properties</b> Create, Filter, Nillable, Sort, Update</p> <p><b>Description</b> Description of the in-app guidance. Maximum of 255 characters.</p>
DeveloperName	<p><b>Type</b> string</p> <p><b>Properties</b> Create, Filter, Group, Nillable, Sort, Update</p> <p><b>Description</b> The unique name of the object in the API. This name can contain only underscores and alphanumeric characters, and must be unique in your org. It must begin with a letter, not include spaces, not end with an underscore, and not contain two consecutive underscores. In managed packages, this field prevents naming conflicts on package installations. With this field, a developer can change the object's name in a managed package and the changes are reflected in a subscriber's organization.</p> <p> <b>Note:</b> When creating large sets of data, always specify a unique DeveloperName for each record. If no DeveloperName is specified, performance may slow while Salesforce generates one for each record.</p>
GroupId	<p><b>Type</b> reference</p> <p><b>Properties</b> Create, Filter, Group, Sort</p>



Field	Details
	<p><b>Description</b> ID of the group whose <code>PromptAction</code> are shared.</p>
Name	<p><b>Type</b> string</p> <p><b>Properties</b> Create, Filter, Group, idLookup, Sort, Update</p> <p><b>Description</b> Name of the in-app guidance.</p>
UserOrGroupID	<p><b>Type</b> reference</p> <p><b>Properties</b> Create, Filter, Group, Sort</p> <p><b>Description</b> ID of the user or group with whom <code>PromptAction</code> access is shared.</p>

## PromptActionShare

Represents a sharing entry on a prompt action record. Available in API version 46.0 and later.

Use prompts and walkthroughs to display announcements, training, or news to users within the app. Choose to add an action button or link that links to a URL of your choice. Track views, action button clicks, and walkthrough completes.

## Supported Calls

`create()`, `delete()`, `describeObjects()`, `query()`, `retrieve()`, `update()`, `upsert()`

## Special Access Rules

Admins have access to add or edit prompts and walkthroughs. For non-admin users, assign the Manage Prompts and Modify Metadata Through Metadata API Functions user permission. Everyone can see the In-App Guidance setup page. To show walkthroughs to users, use the View Walkthroughs user permission, which is part of the Walkthroughs permission set license. The myTrailhead subscription includes this feature. For pricing details, contact your Salesforce account executive.

## Fields

Field	Details
AccessLevel	<p><b>Type</b> picklist</p>

Field	Details
	<p><b>Properties</b> Create, Filter, Group, Restricted picklist, Sort, Update</p> <p><b>Description</b> Indicates the access level of users for in-app guidance. Valid values are <code>Read</code>, <code>Edit</code>, and <code>All</code>.</p>
ParentId	<p><b>Type</b> reference</p> <p><b>Properties</b> Create, Filter, Group, Sort</p> <p><b>Description</b> ID of the parent.</p>
RowCause	<p><b>Type</b> picklist</p> <p><b>Properties</b> Create, Filter, Group, Nillable, Restricted picklist, Sort</p> <p><b>Description</b> Reason that this sharing entry exists. You can only write to this field when its value is either omitted or set to <code>Manual</code> (default). There are many possible values, including:</p> <ul style="list-style-type: none"> <li>• <code>Rule</code>—The User or Group has access via a Contact sharing rule.</li> <li>• <code>ImplicitChild</code>—The User or Group has access to the Contact via sharing access on the associated Account.</li> <li>• <code>Manual</code>—The User or Group has access because a User with “All” access manually shared the Contact with them.</li> <li>• <code>Owner</code>—The User is the owner of the Contact.</li> </ul>
UserOrGroupId	<p><b>Type</b> reference</p> <p><b>Properties</b> Create, Filter, Group, Sort</p> <p><b>Description</b> The ID of the User or Group.</p>

## PromptLocalization

Represents the translated value of a label for record details about in-app guidance when the Translation Workbench is enabled for your org. Available in API version 48.0 and later.

Use prompts and walkthroughs to display announcements, training, or news to users within the app. Choose to add an action button or link that links to a URL of your choice. Track views, action button clicks, and walkthrough completes.

## Supported Calls

`create()`, `delete()`, `describeSObjects()`, `getDeleted()`, `getUpdated()`, `query()`, `retrieve()`, `update()`, `upsert()`

## Special Access Rules

Admins have access to add or edit prompts and walkthroughs. For non-admin users, assign the Manage Prompts and Modify Metadata Through Metadata API Functions user permission. Everyone can see the In-App Guidance setup page. To show walkthroughs to users, use the View Walkthroughs user permission, which is part of the Walkthroughs permission set license. The myTrailhead subscription includes this feature. For pricing details, contact your Salesforce account executive.

## Packaging Prompts and Walkthroughs

See [Creating Managed Packages](#) in Salesforce Help for more information.

See [Considerations for Prompts in Lightning Experience](#) in Salesforce Help for more information about installing and managing prompt packages and about editing and cloning prompts installed from packages.

If the package includes a custom profile or permission that isn't part of a Salesforce org, the in-app guidance is installed, but it doesn't include those custom items. For example, an org installs a prompt with several custom profiles not included in their org. The prompts are installed without those custom profiles.

If the package includes a standard app that isn't part of a Salesforce org, the in-app guidance is installed, but it's not usable.

If the package includes walkthroughs for standard apps that are part of an org, the walkthroughs are installed, but they aren't visible to users without the org subscribing to myTrailhead or starting a 30-day trial. However, orgs that don't subscribe to myTrailhead or start a trial can show users walkthroughs from packages that have a walkthrough on at least one custom app page.

Walkthroughs can be only included in unmanaged packages, or in security-reviewed, first-generation managed packages.

When orgs install in-app guidance from packages, the in-app guidance will retain publish state as indicated by the `IsPublished` field. For example, if the package prompt is active, it will also be active when installed by the org.

## Fields

Field	Details
Language	<p><b>Type</b> picklist</p> <p><b>Properties</b> Create, Filter, Group, Restricted picklist, Sort</p> <p><b>Description</b> Indicates the language used in the org where the in-app guidance was created.</p>
NamespacePrefix	<p><b>Type</b> string</p> <p><b>Properties</b> Filter, Group, Nillable, Sort</p>

Field	Details
	<p><b>Description</b></p> <p>The namespace prefix that is associated with this object. Each Developer Edition org that creates a managed package has a unique namespace prefix. Limit: 15 characters. You can refer to a component in a managed package by using the <b><i>namespacePrefix__componentName</i></b> notation.</p> <p>The namespace prefix can have one of the following values.</p> <ul style="list-style-type: none"> <li>In Developer Edition orgs, <code>NamespacePrefix</code> is set to the namespace prefix of the org for all objects that support it, unless an object is in an installed managed package. In that case, the object has the namespace prefix of the installed managed package. This field's value is the namespace prefix of the Developer Edition org of the package developer.</li> <li>In orgs that are not Developer Edition orgs, <code>NamespacePrefix</code> is set only for objects that are part of an installed managed package. All other objects have no namespace prefix.</li> </ul>
ParentId	<p><b>Type</b></p> <p>reference</p> <p><b>Properties</b></p> <p>Create, Filter, Group, Sort</p> <p><b>Description</b></p> <p>ID of the in-app guidance.</p>
Value	<p><b>Type</b></p> <p>textarea</p> <p><b>Properties</b></p> <p>Create, Filter, Sort, Update</p> <p><b>Description</b></p> <p>The actual translated record details for the in-app guidance.</p>

## PromptVersion

Represents an in-app guidance prompt or walkthrough. Available in API version 46.0 and later.

Use prompts and walkthroughs to display announcements, training, or news to users within the app. Choose to add an action button or link that links to a URL of your choice. Track views, action button clicks, and walkthrough completes.

## Supported Calls

`create()`, `delete()`, `describeSObjects()`, `query()`, `retrieve()`, `update()`, `upsert()`

## Special Access Rules

Admins have access to add or edit prompts and walkthroughs. For non-admin users, assign the Manage Prompts and Modify Metadata Through Metadata API Functions user permission. Everyone can see the In-App Guidance setup page. To show walkthroughs to users, use the View Walkthroughs user permission, which is part of the Walkthroughs permission set license. The myTrailhead subscription includes this feature. For pricing details, contact your Salesforce account executive.

## Packaging Prompts and Walkthroughs

See [Creating Managed Packages](#) in Salesforce Help for more information.

See [Considerations for Prompts in Lightning Experience](#) in Salesforce Help for more information about installing and managing prompt packages and about editing and cloning prompts installed from packages.

If the package includes a custom profile or permission that isn't part of a Salesforce org, the in-app guidance is installed, but it doesn't include those custom items. For example, an org installs a prompt with several custom profiles not included in their org. The prompts are installed without those custom profiles.

If the package includes a standard app that isn't part of a Salesforce org, the in-app guidance is installed, but it's not usable.

If the package includes walkthroughs for standard apps that are part of an org, the walkthroughs are installed, but they aren't visible to users without the org subscribing to myTrailhead or starting a 30-day trial. However, orgs that don't subscribe to myTrailhead or start a trial can show users walkthroughs from packages that have a walkthrough on at least one custom app page.

Walkthroughs can be only included in unmanaged packages, or in security-reviewed, first-generation managed packages.

When orgs install in-app guidance from packages, the in-app guidance will retain publish state as indicated by the `IsPublished` field. For example, if the package prompt is active, it will also be active when installed by the org.

## Fields

Field	Details
<code>ActionButtonLabel</code>	<p><b>Type</b> string</p> <p><b>Properties</b> Create, Filter, Group, Nillable, Sort, Update</p> <p><b>Description</b> Label for the action button. Maximum of 25 characters. For walkthroughs, this field can only be specified on the last step.</p>
<code>ActionButtonLink</code>	<p><b>Type</b> url</p> <p><b>Properties</b> Create, Filter, Nillable, Sort, Update</p> <p><b>Description</b> URL for the action button. Maximum of 1,000 characters. You can't use the <code>GROUP BY</code> option in a SOQL query for this field. For walkthroughs, this field can only be specified on the last step.</p>

Field	Details
Body	<p><b>Type</b> textarea</p> <p><b>Properties</b> Create, Update</p> <p><b>Description</b> Body content. For floating prompts, there's a maximum of 240 characters. For docked prompts, there's a maximum of 4000 characters. However, docked prompts use a rich text editor, so the maximum refers to the HTML markup, not the readable text.</p>
DelayDays	<p><b>Type</b> int</p> <p><b>Properties</b> Create, Filter, Group, Nillable, Sort, Update</p> <p><b>Description</b> Number of days between occurrences. For walkthroughs, this field can only be specified on the first step.</p>
Description	<p><b>Type</b> string</p> <p><b>Properties</b> Create, Filter, Group, Nillable, Sort, Update</p> <p><b>Description</b> Description of the in-app guidance.. Maximum of 255 characters.</p>
DismissButtonLabel	<p><b>Type</b> string</p> <p><b>Properties</b> Create, Filter, Group, Nillable, Sort, Update</p> <p><b>Description</b> Label for the dismiss button of a floating prompt. Maximum of 15 characters.</p>
DisplayPosition	<p><b>Type</b> picklist</p> <p><b>Properties</b> Create, Filter, Group, Nillable, Restricted picklist, Sort, Update</p> <p><b>Description</b> Indicates the position of the floating prompt on the page. Valid values are:</p> <ul style="list-style-type: none"><li>• TopLeft</li><li>• TopCenter</li><li>• TopRight</li><li>• BottomLeft</li></ul>

Field	Details
	<ul style="list-style-type: none"> <li>• BottomCenter</li> <li>• BottomRight</li> </ul>
DisplayType	<p><b>Type</b> picklist</p> <p><b>Properties</b> Create, Filter, Group, Restricted picklist, Sort, Update</p> <p><b>Description</b> Indicates the type of prompt. Valid values are:</p> <ul style="list-style-type: none"> <li>• DockedComposer, which is the docked prompt</li> <li>• FloatingPanel, which is the floating prompt</li> </ul>
EndDate	<p><b>Type</b> date</p> <p><b>Properties</b> Create, Filter, Group, Nillable, Sort, Update</p> <p><b>Description</b> Indicates the date to stop showing the in-app guidance. For walkthroughs, this field can only be specified on the first step.</p>
Header	<p><b>Type</b> string</p> <p><b>Properties</b> Create, Filter, Group, Nillable, Sort, Update</p> <p><b>Description</b> Label for the header of the docked prompt. This is the label contained in the window's browser bar. Maximum of 36 characters.</p>
IndexWithIsPublished	<p><b>Type</b> string</p> <p><b>Properties</b> Filter, idLookup, Nillable, Sort</p> <p><b>Description</b> Used by Salesforce for efficient querying.</p>
IndexWithoutIsPublished	<p><b>Type</b> string</p> <p><b>Properties</b> Filter, idLookup, Nillable, Sort</p> <p><b>Description</b> Used by Salesforce for efficient querying.</p>

Field	Details
IsPublished	<p><b>Type</b> boolean</p> <p><b>Properties</b> Create, Defaulted on create, Filter, Group, Sort, Update</p> <p><b>Description</b> Indicates if the in-app guidance is active <code>yes</code> or not <code>no</code>.</p>
MasterLabel	<p><b>Type</b> string</p> <p><b>Properties</b> Create, Filter, Group, Sort, Update</p> <p><b>Description</b> The master label. Maximum of 80 characters.</p>
ParentId	<p><b>Type</b> reference</p> <p><b>Properties</b> Create, Filter, Group, Sort</p> <p><b>Description</b> ID of the in-app guidance.</p>
PublishedByUserId	<p><b>Type</b> reference</p> <p><b>Properties</b> Create, Filter, Group, Nillable, Sort, Update</p> <p><b>Description</b> The ID of the user who activated the in-app guidance. If the in-app guidance is part of a package, this is the user who installed the package.</p>
PublishedDate	<p><b>Type</b> date</p> <p><b>Properties</b> Create, Filter, Group, Nillable, Sort, Update</p> <p><b>Description</b> Indicates the date the in-app guidance was activated. If the in-app guidance is part of a package, this is the date when the package was installed. For walkthroughs, this field can only be specified on the first step.</p>
ShouldDisplayActionButton	<p><b>Type</b> boolean</p> <p><b>Properties</b> Create, Defaulted on create, Filter, Group, Sort, Update</p>



Field	Details
	<p><b>Description</b> Indicates if an action button or link is included in the in-app guidance <code>yes</code> or not <code>no</code>.</p>
ShouldIgnoreGlobalDelay	<p><b>Type</b> boolean</p> <p><b>Properties</b> Create, Defaulted on create, Filter, Group, Sort, Update</p> <p><b>Description</b> Indicates if the prompt ignores the global time delay between in-app guidance and instead shows on page load <code>yes</code> or not <code>no</code>. The default is <code>no</code>.</p>
StartDate	<p><b>Type</b> date</p> <p><b>Properties</b> Create, Filter, Group, Nillable, Sort, Update</p> <p><b>Description</b> Indicates the date to start showing. For walkthroughs, this field can only be specified on the first step.</p>
StepNumber	<p><b>Type</b> int</p> <p><b>Properties</b> Create, Filter, Group, Nillable, Sort, Update</p> <p><b>Description</b> Indicates the number of the last step the user viewed or interacted with in a walkthrough. Maximum value is 10.</p>
TargetAppDeveloperName	<p><b>Type</b> string</p> <p><b>Properties</b> Create, Filter, Group, Sort, Update</p> <p><b>Description</b> The app's developer name where the in-app guidance appears.</p>
TargetAppNamespacePrefix	<p><b>Type</b> string</p> <p><b>Properties</b> Create, Filter, Group, Nillable, Sort, Update</p> <p><b>Description</b> The app's namespace prefix where the in-app guidance appears. Maximum of 15 characters.</p>

Field	Details
TargetPageKey1	<p><b>Type</b> string</p> <p><b>Properties</b> Create, Filter, Group, Sort, Update</p> <p><b>Description</b> Used by Salesforce to identify the page location along with <code>targetPageKey2</code> and <code>targetPageType</code>.</p>
TargetPageKey2	<p><b>Type</b> string</p> <p><b>Properties</b> Create, Filter, Group, Nillable, Sort, Update</p> <p><b>Description</b> Used by Salesforce to identify the page location along with <code>targetPageKey1</code> and <code>targetPageType</code>.</p>
TargetPageType	<p><b>Type</b> string</p> <p><b>Properties</b> Create, Filter, Group, Sort, Update</p> <p><b>Description</b> The type of page where the in-app guidance appears.</p>
TimesToDisplay	<p><b>Type</b> int</p> <p><b>Properties</b> Create, Filter, Group, Nillable, Sort, Update</p> <p><b>Description</b> Maximum number of times to display the in-app guidance (that is, the number of occurrences). Salesforce detects if the user interacts with (or ignores) the in-app guidance to determine if we should show the in-app guidance again or cancel scheduled recurrences. This may run counter to the number of occurrences scheduled. Maximum value of 30. For walkthroughs, this field can only be specified on the first step.</p>
Title	<p><b>Type</b> string</p> <p><b>Properties</b> Create, Filter, Group, Sort, Update</p> <p><b>Description</b> The label for the title of the in-app guidance.. Maximum of 36 characters.</p>

Field	Details
UserAccess	<p><b>Type</b> picklist</p> <p><b>Properties</b> Create, Filter, Group, Nillable, Restricted picklist, Sort, Update</p> <p><b>Description</b> Indicates which permissions can see the in-app guidance. Valid values are:</p> <ul style="list-style-type: none"> <li>• <code>Everyone</code>, which indicates that there's no restrictions on who can see</li> <li>• <code>SpecificPermissions</code>, which indicates that only users with all the specific user permissions specified can see the in-app guidance</li> </ul>
UserProfileAccess	<p><b>Type</b> picklist</p> <p><b>Properties</b> Create, Filter, Group, Nillable, Restricted picklist, Sort, Update</p> <p><b>Description</b> Indicates which profiles can see the in-app guidance. Valid values are:</p> <ul style="list-style-type: none"> <li>• <code>Everyone</code>, which indicates that there's no permission restrictions on who can see</li> <li>• <code>SpecificProfiles</code>, which indicates that users with any of the specific user profiles specified can see the in-app guidance</li> </ul>
VersionNumber	<p><b>Type</b> int</p> <p><b>Properties</b> Create, Filter, Group, Sort, Update</p> <p><b>Description</b> The number remains 1 since multiple versions aren't saved in the org.</p>
VideoLink	<p><b>Type</b> url</p> <p><b>Properties</b> Create, Filter, Nillable, Sort, Update</p> <p><b>Description</b> URL for the video in a docked prompt. Maximum of 1,000 characters. To find the embed code for a video, follow the instructions from the video host website. Usually the steps can be found by searching for the name of the website and "embed video." For example, here's what the embed code looks like for YouTube:</p> <pre>&lt;iframe width="560" height="315" src="https://www.youtube.com/embed/Ko-gcObzTVo" frameborder="0" allow="accelerometer; autoplay; encrypted-media; gyroscope; picture-in-picture" allowfullscreen&gt;&lt;/iframe&gt;</pre>

Field	Details
	Then, you would enter the URL found in the src attribute. For the example used, enter <code>https://www.youtube.com/embed/Ko-gcObzTVo</code> .

## PromptVersionLocalization

Represents the translated value of a label for-app guidance when the Translation Workbench is enabled for your org. Available in API version 48.0 and later.

Use prompts and walkthroughs to display announcements, training, or news to users within the app. Choose to add an action button or link that links to a URL of your choice. Track views, action button clicks, and walkthrough completes.

## Supported Calls

`create()`, `delete()`, `describeSObjects()`, `getDeleted()`, `getUpdated()`, `query()`, `retrieve()`, `update()`, `upsert()`

## Special Access Rules

Admins have access to add or edit prompts and walkthroughs. For non-admin users, assign the Manage Prompts and Modify Metadata Through Metadata API Functions user permission. Everyone can see the In-App Guidance setup page. To show walkthroughs to users, use the View Walkthroughs user permission, which is part of the Walkthroughs permission set license. The myTrailhead subscription includes this feature. For pricing details, contact your Salesforce account executive.

## Packaging Prompts and Walkthroughs

See [Creating Managed Packages](#) in Salesforce Help for more information.

See [Considerations for Prompts in Lightning Experience](#) in Salesforce Help for more information about installing and managing prompt packages and about editing and cloning prompts installed from packages.

If the package includes a custom profile or permission that isn't part of a Salesforce org, the in-app guidance is installed, but it doesn't include those custom items. For example, an org installs a prompt with several custom profiles not included in their org. The prompts are installed without those custom profiles.

If the package includes a standard app that isn't part of a Salesforce org, the in-app guidance is installed, but it's not usable.

If the package includes walkthroughs for standard apps that are part of an org, the walkthroughs are installed, but they aren't visible to users without the org subscribing to myTrailhead or starting a 30-day trial. However, orgs that don't subscribe to myTrailhead or start a trial can show users walkthroughs from packages that have a walkthrough on at least one custom app page.

Walkthroughs can be only included in unmanaged packages, or in security-reviewed, first-generation managed packages.

When orgs install in-app guidance from packages, the in-app guidance will retain publish state as indicated by the `IsPublished` field. For example, if the package prompt is active, it will also be active when installed by the org.

## Fields

Field	Details
Language	<p><b>Type</b> picklist</p> <p><b>Properties</b> Create, Filter, Group, Restricted picklist, Sort</p> <p><b>Description</b> Indicates the language used in the org where the in-app guidance was created.</p>
NamespacePrefix	<p><b>Type</b> string</p> <p><b>Properties</b> Filter, Group, Nillable, Sort</p> <p><b>Description</b> The namespace prefix that is associated with this object. Each Developer Edition org that creates a managed package has a unique namespace prefix. Limit: 15 characters. You can refer to a component in a managed package by using the <b><i>namespacePrefix__componentName</i></b> notation.</p> <p>The namespace prefix can have one of the following values.</p> <ul style="list-style-type: none"> <li>In Developer Edition orgs, <code>NamespacePrefix</code> is set to the namespace prefix of the org for all objects that support it, unless an object is in an installed managed package. In that case, the object has the namespace prefix of the installed managed package. This field's value is the namespace prefix of the Developer Edition org of the package developer.</li> <li>In orgs that are not Developer Edition orgs, <code>NamespacePrefix</code> is set only for objects that are part of an installed managed package. All other objects have no namespace prefix.</li> </ul>
ParentId	<p><b>Type</b> reference</p> <p><b>Properties</b> Create, Filter, Group, Sort</p> <p><b>Description</b> ID of the in-app guidance.</p>
Value	<p><b>Type</b> textarea</p> <p><b>Properties</b> Create, Filter, Sort, Update</p> <p><b>Description</b> The actual translated label of the in-app guidance.</p>

## Reference: PushTopic

---

Represents a query that is the basis for notifying listeners of changes to records in an org. Available with API version 21.0 and later.

### Supported Calls

REST: DELETE, GET, PATCH, POST (query requests are specified in the URI)

SOAP: `create()`, `delete()`, `describe()`, `describeSObjects()`, `query()`, `retrieve()`, `update()`

### Special Access Rules

- This object is only available if Streaming API is enabled for your org.
- Only users with the Create permission can create this record.

### Fields

Field	Field Type	Description
<code>ApiVersion</code>	double	Required. API version to use for executing the query specified in <code>Query</code> . It must be an API version greater than 20.0. If your query applies to a custom object from a package, this value must match the package's <code>ApiVersion</code> .  Example value: <b>Field Properties:</b> Create, Filter, Sort, Update
<code>Description</code>	string	Description of the PushTopic. Limit: 400 characters <b>Field Properties:</b> Create, Filter, Sort, Update
<code>ID</code>	ID	System field: Globally unique string that identifies a record. <b>Field Properties:</b> Default on create, Filter, Group, idLookup, Sort
<code>isActive</code>	boolean	Indicates whether the record currently counts towards the organization's allocation. <b>Field Properties:</b> Create, Default on create, Filter, Group, Sort, Update
<code>IsDeleted</code>	boolean	System field: Indicates whether the record has been moved to the Recycle Bin ( <code>true</code> ) or not ( <code>false</code> ). <b>Field Properties:</b> Default on create, Filter, Group, Sort
<code>Name</code>	string	Required. Descriptive name of the PushTopic, such as <code>MyNewCases</code> or <code>TeamUpdatedContacts</code> . Limit: 25 characters. This value identifies the channel and must be unique. <b>Field Properties:</b> Create, Filter, Group, Sort, Update

Field	Field Type	Description
<code>NotifyForFields</code>	picklist	<p>Specifies which fields are evaluated to generate a notification.</p> <p>Valid values:</p> <ul style="list-style-type: none"> <li>• All</li> <li>• Referenced (default)</li> <li>• Select</li> <li>• Where</li> </ul> <p><b>Field Properties:</b> Create, Filter, Sort, Update</p>
<code>NotifyForOperations</code>	picklist	<p>Specifies which record events may generate a notification.</p> <p>Valid values:</p> <ul style="list-style-type: none"> <li>• All (default)</li> <li>• Create</li> <li>• Extended</li> <li>• Update</li> </ul> <p><b>Field Properties for API version 28.0 and earlier:</b> Create, Filter, Sort, Update</p> <p><b>Field Properties for API version 29.0 and later:</b> Filter, Sort</p> <p>In API version 29.0 and later, this field is read-only, and will not contain information about delete and undelete events. Use <code>NotifyForOperationCreate</code>, <code>NotifyForOperationDelete</code>, <code>NotifyForOperationUndelete</code> and <code>NotifyForOperationUpdate</code> to specify which record events should generate a notification.</p> <p>A value of <code>Extended</code> means that neither create or update operations are set to generate events.</p>
<code>NotifyForOperationCreate</code>	boolean	<code>true</code> if a create operation should generate a notification, otherwise, <code>false</code> . Defaults to <code>true</code> . This field is available in API version 29.0 and later.
<code>NotifyForOperationDelete</code>	boolean	<code>true</code> if a delete operation should generate a notification, otherwise, <code>false</code> . Defaults to <code>true</code> . Clients must connect using the <code>cometd/29.0</code> (or later) Streaming API endpoint to receive delete and undelete event notifications. This field is available in API version 29.0 and later.
<code>NotifyForOperationUndelete</code>	boolean	<code>true</code> if an undelete operation should generate a notification, otherwise, <code>false</code> . Defaults to <code>true</code> . Clients must connect using the <code>cometd/29.0</code> (or later) Streaming API endpoint to receive delete and undelete event notifications. This field is available in API version 29.0 and later.
<code>NotifyForOperationUpdate</code>	boolean	<code>true</code> if an update operation should generate a notification, otherwise, <code>false</code> . Defaults to <code>true</code> . This field is available in API version 29.0 and later.
<code>Query</code>	string	<p>Required. The SOQL query statement that determines which record changes trigger events to be sent to the channel.</p> <p>Limit: 1,300 characters</p>

Field	Field Type	Description
<b>Field Properties:</b> Create, Filter, Sort, Update		

## PushTopic and Notifications

The PushTopic defines when notifications are generated in the channel. This is specified by configuring the following PushTopic fields:

- PushTopic Queries
- Events
- Notifications

## QueueRoutingConfig

Represents the settings that determine how work items are routed to agents. This object is available in API version 32.0 and later.

### Supported Calls

`create()`, `delete()`, `query()`, `retrieve()`, `update()`


### Special Access Rules

To access this object, [Omni-Channel](#) must be enabled.

### Fields

Field	Details
CapacityPercentage	<p><b>Type</b> percent</p> <p><b>Properties</b> Create, Filter, Nillable, Sort, Update</p> <p><b>Description</b> The percentage of an agent's capacity for work items that's consumed by a specific type of work item from this service channel.</p> <p>For example, you might give phone calls a capacity percentage of <i>100</i>. If an agent receives a phone call, the agent won't receive new work items until the call ends, because at that point the agent's capacity will have reached 100%.</p> <p>This field is available in API version 33.0 and later.</p>
CapacityWeight	<p><b>Type</b> double</p>



Field	Details
	<p><b>Properties</b> Create, Filter, Nillable, Sort, Update</p> <p><b>Description</b> The amount of an agent's capacity for work items that's consumed by a work item from this service channel.</p> <p>For example, if an agent has a capacity of 6, and cases are assigned a capacity weight of 2, an agent can be assigned up to 3 cases before the agent is at capacity and can't receive new work items.</p> <p>This field is available in API version 33.0 and later.</p>
DeveloperName	<p><b>Type</b> string</p> <p><b>Properties</b> Create, Filter, Group, Sort, Update</p> <p><b>Description</b> The unique name of the object in the API. This name can contain only underscores and alphanumeric characters, and must be unique in your org. It must begin with a letter, not include spaces, not end with an underscore, and not contain two consecutive underscores. In managed packages, this field prevents naming conflicts on package installations. With this field, a developer can change the object's name in a managed package and the changes are reflected in a subscriber's organization.</p> <p> <b>Note:</b> When creating large sets of data, always specify a unique <code>DeveloperName</code> for each record. If no <code>DeveloperName</code> is specified, performance may slow while Salesforce generates one for each record.</p>
DropAdditionalSkillsTimeout	<p><b>Type</b> int</p> <p><b>Properties</b> Create, Filter, Group Nillable, Sort, Update</p> <p><b>Description</b> The number of seconds to wait before a skill marked as <b>Additional Skill</b> is dropped from Omni-Channel routing. The case is then routed to the best-matched agent even if they don't have all the skills.</p>
IsAttributeBased	<p><b>Type</b> boolean</p> <p><b>Properties</b> Create, Defaulted on create, Filter, Group, Sort, Update</p> <p><b>Description</b> Indicates whether this routing is attribute-based. Available in API version 45.0 and later.</p>

Field	Details
Language	<p><b>Type</b> picklist</p> <p><b>Properties</b> Create, Filter, Group, Nillable, Restricted picklist, Sort, Update</p> <p><b>Description</b> The language of the presence status.</p>
MasterLabel	<p><b>Type</b> string</p> <p><b>Properties</b> Create, Filter, Group, Sort, Update</p> <p><b>Description</b> The label of the presence status.</p>
OverflowAssigneeId	<p><b>Type</b> reference</p> <p><b>Properties</b> Create, Filter, Group, Nillable, Sort, Update</p> <p><b>Description</b> The ID of the user or queue that's set as the Overflow Assignee.</p>
PushTimeout	<p><b>Type</b> int</p> <p><b>Properties</b> Create, Filter, Group, Nillable, Sort, Update</p> <p><b>Description</b> The number of seconds set for push timeout. <b>0</b> is returned when push timeout isn't enabled. Available in API version 36.0 and later.</p>
RoutingModel	<p><b>Type</b> picklist</p> <p><b>Properties</b> Create, Filter, Group, Restricted picklist, Sort, Update</p> <p><b>Description</b> The routing type that determines how work items are routed (pushed) to agents. Possible values are <code>Least Active</code> and <code>Most Available</code>.</p>
RoutingPriority	<p><b>Type</b> int</p> <p><b>Properties</b> Create, Filter, Group, Sort, Update</p>

Field	Details
	<p><b>Description</b></p> <p>The priority in which work items from the service channels that are related to this routing configuration are routed to agents. Work items from routing configurations that have lower priority values (for example, 0) are routed to agents first.</p>
ServiceChannelId	<p><b>Type</b></p> <p>reference</p> <p><b>Properties</b></p> <p>Create, Filter, Group, Nillable, Sort, Update</p> <p><b>Description</b></p> <p>The ID of the service channel that's associated with this configuration. This field is available in API version 32.0 and earlier.</p>

## Question

Represents a question in a community that users can view and reply to.

## Supported Calls

`create()`, `delete()`, `describeLayout()`, `describeSObjects()`, `getDeleted()`, `getUpdated()`, `query()`, `retrieve()`, `search()`, `undelete()`, `update()`, `upsert()`


## Fields

Field	Details
BestReplyId	<p><b>Type</b></p> <p>reference</p> <p><b>Properties</b></p> <p>Filter, Group, Nillable, Sort, Update</p> <p><b>Description</b></p> <p>The ID of the Reply that has been identified as the best answer to the question. You must use the user interface to identify the best answer for a question.</p>
BestReplySelectedById	<p><b>Type</b></p> <p>reference</p> <p><b>Properties</b></p> <p>Filter, Group, Nillable, Sort</p> <p><b>Description</b></p> <p>The ID of the User who selected the best answer to the question.</p>

Field	Details
	<p>This field is available in API version 24.0 and later. In API version 24.0 through version 29.0, you must update this field using the UI. In API version and later, you can update this field using the API.</p>
Body	<p><b>Type</b> textarea</p> <p><b>Properties</b> Create, Nillable, Update</p> <p><b>Description</b> Description of the question.</p>
CommunityId	<p><b>Type</b> reference</p> <p><b>Properties</b> Create, Filter, Group, Sort</p> <p><b>Description</b> The zone ID associated with the question. Once you create a question, you can't change the zone ID associated with that question.</p>
CreatorFullPhotoUrl	<p><b>Type</b> string</p> <p><b>Properties</b> Filter, Group, Nillable, Sort</p> <p><b>Description</b> URL of the user's profile photo from the feed. Chatter Answers must be enabled to view this field. This field is available in API version 26.0 and later.</p>
CreatorName	<p><b>Type</b> string</p> <p><b>Properties</b> Filter, Group, Nillable, Sort</p> <p><b>Description</b> Name of the user who posted the question or reply. Only the first name of internal users (agents) appears to portal users in the feed. Chatter Answers must be enabled to view this field. This field is available in API version 26.0 and later.</p>
CreatorSmallPhotoUrl	<p><b>Type</b> string</p> <p><b>Properties</b> Filter, Group, Nillable, Sort</p>

Field	Details
	<p><b>Description</b></p> <p>URL of the user's thumbnail photo from the feed. Chatter Answers must be enabled to view this field. This field is available in API version 26.0 and later.</p>
HasSingleFieldForContent	<p><b>Type</b></p> <p>boolean</p> <p><b>Properties</b></p> <p>Defaulted on create, Filter, Group, Sort</p> <p><b>Description</b></p> <p>Indicates whether the content of a Chatter Answers question is:</p> <ul style="list-style-type: none"> <li>• Included in only one field: <code>Title</code> if the content is unformatted and less than 255 characters; or <code>Body</code> if the content is formatted or more than 255 characters (<code>true</code>)</li> <li>• Included in two fields: <code>Title</code> and <code>Body</code> (<code>false</code>)</li> </ul> <p>This field also determines if content displays in one or two fields in Chatter Answers question feeds.</p> <p>This field is available in API version 25.0 and later.</p>
LastReferencedDate	<p><b>Type</b></p> <p>date</p> <p><b>Properties</b></p> <p>Filter, Nillable, Sort, Update</p> <p><b>Description</b></p> <p>The timestamp for when the current user last viewed a record related to this record.</p>
LastReplyDate	<p><b>Type</b></p> <p>dateTime</p> <p><b>Properties</b></p> <p>Filter, Nillable, Sort</p> <p><b>Description</b></p> <p>The date and time the last reply (child Reply object) was posted.</p>
LastReplyId	<p><b>Type</b></p> <p>reference</p> <p><b>Properties</b></p> <p>Filter, Group, Nillable, Sort</p> <p><b>Description</b></p> <p>Read only. The ID of the last reply (child Reply object) posted to the question.</p>
LastViewedDate	<p><b>Type</b></p> <p>date</p>

Field	Details
	<p><b>Properties</b> Filter, Nillable, Sort, Update</p> <p><b>Description</b> The timestamp for when the current user last viewed this record. If this value is null, this record might only have been referenced (<code>LastReferencedDate</code>) and not viewed.</p>
<code>MostReportAbusesOnReply</code>	<p><b>Type</b> int</p> <p><b>Properties</b> Filter, Group, Nillable, Sort</p> <p><b>Description</b> The most number of user-reported abuses on a Reply associated with the question. This field is available in API version 24.0 and later.</p>
<code>NumReplies</code>	<p><b>Type</b> int</p> <p><b>Properties</b> Filter, Group, Nillable, Sort</p> <p><b>Description</b> The number of replies (child Reply object) that users have submitted for the question.</p>
<code>NumReportAbuses</code>	<p><b>Type</b> int</p> <p><b>Properties</b> Filter, Group, Nillable, Sort</p> <p><b>Description</b> Represents the number of user-reported abuses on the question. This field is available in API version 24.0 and later.</p>
<code>NumSubscriptions</code>	<p><b>Type</b> int</p> <p><b>Properties</b> Filter, Group, Nillable, Sort</p> <p><b>Description</b> Represents the number of users following the question. This field is available in API version 24.0 and later.</p>
<code>Origin</code>	<p><b>Type</b> picklist</p>

Field	Details
	<p><b>Properties</b> Create, Filter, Group, Nillable, Sort, Update</p> <p><b>Description</b> The source of the question, such as <code>Chatter Answers</code>.  This field is available in API version 24.0 and later.</p>
Title	<p><b>Type</b> string</p> <p><b>Properties</b> Create, Filter, Group, idLookup, Sort, Update</p> <p><b>Description</b> The descriptive title of the question.</p>
UpVotes	<p><b>Type</b> int</p> <p><b>Properties</b> Filter, Group, Nillable, Sort</p> <p><b>Description</b> The total number of up votes for the question.</p>
VoteScore	<p><b>Type</b> double</p> <p><b>Properties</b> Filter, Nillable, Sort</p> <p><b>Description</b> The internal score of the question, used to sort questions and articles on the Popular tab in the application user interface. The internal algorithm that determines the score gives older votes less weight than newer votes, simulating exponential decay. The score itself does not display in the application user interface.</p> <p> <b>Note:</b> Unlike other fields of type double, you can't use a SOQL aggregate function with this field.</p>

## Usage

Use this object to track questions in a zone.

## QuestionDataCategorySelection

A data category selection represents a data category that classifies a question.

This object can be used to associate a question with a data category from a data category group or to query the categorization for a question.

## Supported Calls

`create()`, `delete()`, `describeSObjects()`, `getDeleted()`, `getUpdated()`, `query()`, `retrieve()`

## Special Access Rules

To create, read or update data category selection, you must have create, read or update permission on the categorized question. Users who can update question can also delete its category selection. Users who can create questions can only select categories visible to their role.


## Fields

Field Name	Details
DataCategoryGroupName	<p><b>Type</b>  <a href="#">DataCategoryGroupReference</a></p> <p><b>Properties</b>            Create</p> <p><b>Description</b>            Unique name of the data category group which has a category associated with the question.</p>
DataCategoryName	<p><b>Type</b>  <a href="#">DataCategoryGroupReference</a></p> <p><b>Properties</b>            Create</p> <p><b>Description</b>            Unique name of the data category associated with the question.</p>
ParentId	<p><b>Type</b>            reference</p> <p><b>Properties</b>            Create, Filter</p> <p><b>Description</b>            ID of the question associated with the data category selection.</p>

## Usage

Every question can be categorized in a data category. You can use the QuestionDataCategorySelection object to query and manage question categorization. Client applications can create categorization for a question. They can also delete, query, and retrieve question categorization.



 **Warning:** Even though the API lets you select more than one category for QuestionDataCategorySelection, the Answers tab only supports one data category selection for questions. Selecting multiple categories through QuestionDataCategorySelection may result in unexpected behavior in the Answers tab, such as losing your multiple selections. You should only select one data category when using QuestionDataCategorySelection.

## Sample Code—Java

In the following example, the `selectCategory` method adds a category to a question data category selection. The `retrieveCategorySelections` method returns all the categories from a question data category selection.

```
public void selectCategory(ID parentId, String categoryGroupName, String categoryName) {
    try {
        QuestionDataCategorySelection categorySelection = new
QuestionDataCategorySelection();

        categorySelection.setParentId(parentId);
        categorySelection.setDataCategoryGroupName(categoryGroupName);
        categorySelection.setDataCategoryName(categoryName);
        binding.create(new SObject[]{categorySelection});
    } catch (RemoteException e) {
        System.out.println("An unexpected error has occurred." + e.getMessage());
    }
}

public String[] retrieveCategorySelections(String parentId) {
    QueryResult qr = null;

    try {
        qr = binding.query("SELECT DataCategoryName FROM QuestionDataCategorySelection
WHERE Id = '" + parentId + "'");
    } catch (RemoteException e) {
        System.out.println("An unexpected error has occurred." + e.getMessage());
    }

    String[] categoryNames = new String[qr.getRecords().length];
    for (int index = 0; index < qr.getRecords().length; index++) {
        categoryNames[index] =
((QuestionDataCategorySelection)qr.getRecords()[index]).getDataCategoryName();
    }

    return categoryNames;
}
```

Salesforce Knowledge uses a similar object for article data category selection. See [Article Type\\_\\_DataCategorySelection](#) for SOQL examples using this object.

SEE ALSO:

[Article Type\\_\\_DataCategorySelection](#)

## QuestionReportAbuse

---

Represents a user-reported abuse on a Question in a Chatter Answers community. This object is available in API version 24.0 and later.

### Supported Calls

`create()`, `describeSObjects()`, `getDeleted()`, `getUpdated()`, `query()`, `retrieve()`

### Fields

Field	Details
Name	<p><b>Type</b> string</p> <p><b>Properties</b> Autonumber, Defaulted on create, Filter, idLookup, Sort</p> <p><b>Description</b> The name of the Question from which the user reported abuse.</p>
QuestionId	<p><b>Type</b> reference</p> <p><b>Properties</b> Create, Filter, Group, Sort</p> <p><b>Description</b> The ID of the Question from which the user reported abuse.</p>
Reason	<p><b>Type</b> picklist</p> <p><b>Properties</b> Create, Filter, Group, Restricted picklist, Sort</p> <p><b>Description</b> The reason the user reported abuse on the Question, such as <code>Spam</code>, <code>Hateful</code>, or <code>Inappropriate</code>.</p>

### Usage

Use this object to track user-reported abuse on questions created in a Chatter Answers community.

## QuestionSubscription

---

Represents a subscription for a user following a Question. This object is available in API version 24.0 and later.

## Supported Calls

`create()`, `delete()`, `describeObjects()`, `getDeleted()`, `getUpdated()`, `query()`, `retrieve()`, `undelete()`, `update()`, `upsert()`

## Fields

Field	Details
CommunityId	<p><b>Type</b> reference</p> <p><b>Properties</b> Filter, Group, Nillable, Sort</p> <p><b>Description</b> Required. ID of the zone associated with the Question the user is following. This field can't be updated.</p>
Name	<p><b>Type</b> string</p> <p><b>Properties</b> Autonumber, Defaulted on create, Filter, Sort</p> <p><b>Description</b> The name of the question subscription.</p>
QuestionCreatedDate	<p><b>Type</b> dateTime</p> <p><b>Properties</b> Filter, Nillable, Sort</p> <p><b>Description</b> Required. Creation date of the Question which the user is following. This field can't be updated.</p>
QuestionId	<p><b>Type</b> reference</p> <p><b>Properties</b> Create, Filter, Group, Sort, Update</p> <p><b>Description</b> Required. ID of the Question which the user is following. This field can't be updated.</p>
SubscriberId	<p><b>Type</b> reference</p> <p><b>Properties</b> Create, Filter, Group, Sort, Update</p>

Field	Details
	<p><b>Description</b></p> <p>Required. ID of the User who is following the Question. This field can't be updated.</p>

## Usage

Things to consider when following a Question:

- A user can only follow questions that they have permission to view.
- Administrators and users with the “Modify All Data” permission can configure other users to follow questions that the other user has read access to.
- Administrators and users with the “Modify All Data” permission can configure users to stop following questions.

Queries on QuestionSubscription:

- Users with the “Read” permission on Question can see which questions other users are following.
- A query must include a LIMIT clause and the limit can't exceed 1,000.
- A query using a WHERE clause can only filter by fields on Question.

## QueueSubject

Represents the mapping between a queue Group and the sObject types associated with the queue, including custom objects.

## Supported Calls

`create()`, `delete()`, `describeSObjects()`, `getDeleted()`, `getUpdated()`, `query()`, `retrieve()`

## Special Access Rules

A queue is a Group whose Type is Queue. To create a Group, you must have the Manage Users permission.

## Fields

Field	Details
QueueId	<p><b>Type</b></p> <p>reference</p> <p><b>Properties</b></p> <p>Create, Filter, Group, Sort</p> <p><b>Description</b></p> <p>The ID of a queue.</p>
SubjectType	<p><b>Type</b></p> <p>picklist</p>

Field	Details
	<p><b>Properties</b> Create, Filter, Group, Restricted picklist, Sort</p> <p><b>Description</b> A list of object types that can be associated with the queue specified by the <code>QueueId</code>.</p>

## Usage

Use this object to associate a queue with the sObject that can be associated with the queue, including custom objects.

SEE ALSO:

[Object Basics](#)

## QuickText

This object stores a snippet of text that allows users to send a quick response to a customer. Use quick text to create greetings, answers to common questions, short notes, and more. This object is available in API version 24.0 and later.

## Supported Calls

`create()`, `delete()`, `describeLayout()`, `describeSObjects()`, `getDeleted()`, `getUpdated()`, `query()`, `retrieve()`, `search()`, `undelete()`, `update()`, `upsert()`

## Fields

Field Name	Details
Category	<p><b>Type</b> picklist</p> <p><b>Properties</b> Create, Defaulted on create, Filter, Group, Nillable, Sort, Update</p> <p><b>Description</b> A customizable picklist that can be used to group multiple related quick text records together</p>
Channel	<p><b>Type</b> multipicklist</p> <p><b>Properties</b> Create, Defaulted on create, Filter, Nillable, Update</p> <p><b>Description</b> A multi-select picklist that can be used to specify where specific quick text messages are available, such as in Chat or in the Email publisher in Case Feed.</p>

Field Name	Details
FolderId	<p><b>Type</b> reference</p> <p><b>Properties</b> Create, Filter, Group, Nillable, Sort, Update</p> <p><b>Description</b> Returns the ID of the folder that contains the quick text. Available in API version 44.0 and later.</p>
FolderName	<p><b>Type</b> string</p> <p><b>Properties</b> Filter, Nillable, Sort</p> <p><b>Description</b> Name of the folder that contains the quick text. Available in API version 44.0 and later.</p>
IsInsertable	<p><b>Type</b> boolean</p> <p><b>Properties</b> Create, Defaulted on create, Filter, Group, Sort, Update</p> <p><b>Description</b> (Used with Einstein Reply Recommendations.) Indicates whether agents can access the quick text in supported channels. The label in the UI is <b>Include in selected channels</b>.</p>
LastReferencedDate	<p><b>Type</b> datetime</p> <p><b>Properties</b> Filter, Nillable, Sort</p> <p><b>Description</b> The timestamp for when the current user last viewed a record related to this record.</p>
LastViewedDate	<p><b>Type</b> datetime</p> <p><b>Properties</b> Filter, Nillable, Sort</p> <p><b>Description</b> The timestamp for when the current user last viewed this record. If this value is null, this record might only have been referenced (<code>LastReferencedDate</code>) and not viewed.</p>

Field Name	Details
Message	<p><b>Type</b> textarea</p> <p><b>Properties</b> Create, Filter (unavailable in API version 25.0 and later), Sort (unavailable in API version 25.0 and later), Update</p> <p><b>Description</b> The content of the quick text record</p>
Name	<p><b>Type</b> string</p> <p><b>Properties</b> Create, Filter (unavailable in API version 25.0 and later), Group, idLookup, Sort (unavailable in API version 25.0 and later), Update</p> <p><b>Description</b> A descriptive label for the quick text record</p>
OwnerId	<p><b>Type</b> reference</p> <p><b>Properties</b> Create, Defaulted on create, Filter, Group, Sort, Update</p> <p><b>Description</b> ID of the <a href="#">User</a> or Queue that owns the quick text record</p>
ShouldPredictInRr	<p><b>Type</b> boolean</p> <p><b>Properties</b> Create, Defaulted on create, Filter, Group, Sort, Update</p> <p><b>Description</b> (Used with Einstein Reply Recommendations.) Indicates whether the quick text can be recommended to agents in the Einstein Replies console component. The label in the UI is <b>Include in reply recommendations</b>.</p>
SourceEntityId	<p><b>Type</b> reference</p> <p><b>Properties</b> Create, Filter, Group, Nillable, Sort, Update</p> <p><b>Description</b> (Used with Einstein Reply Recommendations.) The corresponding ReplyText record that the quick text record was created from. This field is not available in the UI.</p>

Field Name	Details
SourceType	<p><b>Type</b> picklist</p> <p><b>Properties</b> Create, Filter, Group, Nillable, Restricted picklist, Sort, Update</p> <p><b>Description</b> (Used with Einstein Reply Recommendations.) Indicates how the text was composed. This field is not available in the UI.</p> <p>Possible values are:</p> <ul style="list-style-type: none"> <li>• <b>EINSTEIN_GENERATED</b>—Text was generated by Einstein Reply Recommendations</li> <li>• <b>USER_EDITED</b>—Text was generated by Einstein Reply Recommendations, and then edited by a user</li> <li>• <b>USER_GENERATED</b>—User wrote the text</li> </ul>

## Usage

Use this object to create and manage the quick text messages available to users. You can categorize multiple quick text records into groups using the Category field. The Category field can also be a parent to multiple custom-dependent Picklist fields to create a hierarchical structure of categories.

QuickText is also used in Einstein Reply Recommendations, a feature that recommends stock replies for support agents to use in chats in the Lightning Service Console. During setup, Einstein Reply Recommendations scans past chats to generate a list of commonly used replies. Each generated reply is a ReplyText record. The admin then publishes, or converts, the replies to quick text, creating a corresponding QuickText record for each reply. Therefore, certain QuickText fields are used only on quick text records that originated as a ReplyText record.

## Associated Objects

This object has the following associated objects. Unless noted, they are available in the same API version as this object.

### QuickTextHistory

History is available for tracked fields of the object.

### QuickTextOwnerSharingRule

Sharing rules are available for the object.

### QuickTextShare

Sharing is available for the object.

## QuickTextUsage

Represents the usage of quick text on a record, including which quick text was used, who used it, and how they used it. This object is available in API version 47.0 and later.



## Supported Calls

`describeSObjects()`, `getDeleted()`, `getUpdated()`, `query()`, `retrieve()`

## Special Access Rules

This object is always read-only.

## Fields

Field	Details
AppContext	<p><b>Type</b> picklist</p> <p><b>Properties</b> Filter, Group, Nillable, Restricted picklist, Sort</p> <p><b>Description</b> Context in which the quick text was used. Possible values are:</p> <ul style="list-style-type: none"> <li>• Aloha—Salesforce Classic</li> <li>• Lightning—Lightning Experience</li> <li>• Unknown</li> </ul>
Channel	<p><b>Type</b> picklist</p> <p><b>Properties</b> Filter, Group, Nillable, Restricted picklist, Sort</p> <p><b>Description</b> The channel in which the quick text was used. Possible values are:</p> <ul style="list-style-type: none"> <li>• Email</li> <li>• Event</li> <li>• Generic</li> <li>• Internal</li> <li>• Knowledge</li> <li>• Live Agent</li> <li>• Messaging</li> <li>• Phone</li> <li>• Portal</li> <li>• Social</li> <li>• Task</li> </ul>
FolderId	<p><b>Type</b> reference</p>

Field	Details
	<p><b>Properties</b> Filter, Group, Nillable, Sort</p> <p><b>Description</b> ID of the folder containing the quick text at the time it was used.</p>
LaunchSource	<p><b>Type</b> picklist</p> <p><b>Properties</b> Filter, Group, Nillable, Restricted picklist, Sort</p> <p><b>Description</b> How the user started the quick text. Possible values are:</p> <ul style="list-style-type: none"> <li>• Floater</li> <li>• Keyboard shortcut</li> <li>• Macro</li> <li>• Toolbar</li> </ul>
LoggedTime	<p><b>Type</b> dateTime</p> <p><b>Properties</b> Filter, Nillable, Sort</p> <p><b>Description</b> The time when the quick text was used.</p>
Name	<p><b>Type</b> string</p> <p><b>Properties</b> Filter, Group, idLookup, Sort</p> <p><b>Description</b> Name of the quick text.</p>
OwnerId	<p><b>Type</b> reference</p> <p><b>Properties</b> Filter, Group, Sort</p> <p><b>Description</b> ID of the group or user that owns the quick text.</p>
QuickTextID	<p><b>Type</b> reference</p> <p><b>Properties</b> Filter, Group, Sort</p>

Field	Details
	<p><b>Description</b> ID of the quick text.</p>
UserId	<p><b>Type</b> reference</p> <p><b>Properties</b> Filter, Group, Nillable, Sort</p> <p><b>Description</b> ID of the user that used the quick text.</p>

## Associated Objects

This object has the following associated objects. Unless noted, they are available in the same API version as this object.

### [QuickTextUsageOwnerSharingRule](#)

Sharing rules are available for the object.

### [QuickTextUsageShare](#)

Sharing is available for the object.

## Quote

The Quote object represents a quote, which is a record showing proposed prices for products and services. Available in API version 18.0 and later.

Quotes can be created from and synced with opportunities, and emailed as PDFs to customers

## Supported Calls

`create()`, `delete()`, `describeLayout()`, `describeSObjects()`, `getDeleted()`, `getUpdated()`, `query()`, `retrieve()`, `search()`, `undelete()`, `update()`, `upsert()`

## Fields

Field	Details
AccountId	<p><b>Type</b> reference</p> <p><b>Properties</b> Filter, Group, Nillable, Sort</p> <p><b>Description</b> ID of the account that's associated with the quote.</p>

Field	Details
AdditionalAddress	<p><b>Type</b> address</p> <p><b>Properties</b> Filter, Nillable</p> <p><b>Description</b> Compound form of the additional address. Read-only. See <a href="#">Address Compound Fields</a> for details on compound address fields.</p>
AdditionalCity	<p><b>Type</b> string</p> <p><b>Properties</b> Create, Filter, Group, Nillable, Sort, Update</p> <p><b>Description</b> City for the quote's additional address. Up to 40 characters allowed.</p>
AdditionalCountry	<p><b>Type</b> string</p> <p><b>Properties</b> Create, Filter, Group, Nillable, Sort, Update</p> <p><b>Description</b> Country for the quote's additional address. Up to 80 characters allowed.</p>
AdditionalCountryCode	<p><b>Type</b> picklist</p> <p><b>Properties</b> Create, Filter, Group, Nillable, Sort, Update</p> <p><b>Description</b> ISO country code for the quote's additional address.</p>
AdditionalLatitude	<p><b>Type</b> double</p> <p><b>Properties</b> Create, Filter, Nillable, Sort, Update</p> <p><b>Description</b> Used with <code>AdditionalLongitude</code> to specify the precise geolocation of an additional address. Acceptable values are numbers between -90 and 90 with up to 15 decimal places.</p>
AdditionalLongitude	<p><b>Type</b> double</p> <p><b>Properties</b> Create, Filter, Nillable, Sort, Update</p>

Field	Details
	<p><b>Description</b> Used with <code>AdditionalLatitude</code> to specify the precise geolocation of an additional address. Acceptable values are numbers between -180 and 180 with up to 15 decimal places.</p>
<code>AdditionalName</code>	<p><b>Type</b> string</p> <p><b>Properties</b> Filter, Group, Nillable, Sort</p> <p><b>Description</b> Name associated with the quote's additional address. Limited: 255 characters.</p>
<code>AdditionalPostalCode</code>	<p><b>Type</b> string</p> <p><b>Properties</b> Create, Filter, Group, Nillable, Sort, Update</p> <p><b>Description</b> Postal Code for the quote's additional address.</p>
<code>AdditionalState</code>	<p><b>Type</b> string</p> <p><b>Properties</b> Create, Filter, Group, Nillable, Sort, Update</p> <p><b>Description</b> State for the quote's additional address. Up to 80 characters allowed.</p>
<code>AdditionalStateCode</code>	<p><b>Type</b> picklist</p> <p><b>Properties</b> Create, Filter, Group, Nillable, Sort, Update</p> <p><b>Description</b> ISO state code for the quote's additional address.</p>
<code>AdditionalStreet</code>	<p><b>Type</b> textarea</p> <p><b>Properties</b> Create, Filter, Nillable, Group, Sort, Update</p> <p><b>Description</b> Street name for the quote's additional address.</p>
<code>BillingAddress</code>	<p><b>Type</b> address</p>

Field	Details
	<p><b>Properties</b> Filter, Nillable</p> <p><b>Description</b> Compound form of the billing address. Read-only. See <a href="#">Address Compound Fields</a> for details on compound address fields.</p>
BillingCity	<p><b>Type</b> string</p> <p><b>Properties</b> Create, Filter, Group, Nillable, Sort, Update</p> <p><b>Description</b> City for the quote's billing address. Up to 40 characters allowed.</p>
BillingCountry	<p><b>Type</b> string</p> <p><b>Properties</b> Create, Filter, Group, Nillable, Sort, Update</p> <p><b>Description</b> Country for the quote's billing address. Up to 80 characters allowed.</p>
BillingCountryCode	<p><b>Type</b> picklist</p> <p><b>Properties</b> Create, Filter, Group, Nillable, Sort, Update</p> <p><b>Description</b> ISO country code for the quote's billing address.</p>
BillingLatitude	<p><b>Type</b> double</p> <p><b>Properties</b> Create, Filter, Nillable, Sort, Update</p> <p><b>Description</b> Used with <code>BillingLongitude</code> to specify the precise geolocation of a billing address. Acceptable values are numbers between -90 and 90 with up to 15 decimal places.</p>
BillingLongitude	<p><b>Type</b> double</p> <p><b>Properties</b> Create, Filter, Nillable, Sort, Update</p>

Field	Details
	<p><b>Description</b> Used with <code>BillingLatitude</code> to specify the precise geolocation of a billing address. Acceptable values are numbers between -180 and 180 with up to 15 decimal places.</p>
<code>BillingName</code>	<p><b>Type</b> string</p> <p><b>Properties</b> Filter, Group, Nillable, Sort</p> <p><b>Description</b> Entity that the quote is billed to.</p>
<code>BillingPostalCode</code>	<p><b>Type</b> string</p> <p><b>Properties</b> Create, Filter, Group, Nillable, Sort, Update</p> <p><b>Description</b> Postal Code for the quote's billing address.</p>
<code>BillingState</code>	<p><b>Type</b> string</p> <p><b>Properties</b> Create, Filter, Group, Nillable, Sort, Update</p> <p><b>Description</b> State for the quote's billing address. Up to 80 characters allowed.</p>
<code>BillingStateCode</code>	<p><b>Type</b> picklist</p> <p><b>Properties</b> Create, Filter, Group, Nillable, Sort, Update</p> <p><b>Description</b> ISO state code for the quote's billing address.</p>
<code>BillingStreet</code>	<p><b>Type</b> textarea</p> <p><b>Properties</b> Create, Filter, Group, Nillable, Sort, Update</p> <p><b>Description</b> Street name for the quote's billing address.</p>
<code>CanCreateQuoteLineItems</code>	<p><b>Type</b> boolean</p>

Field	Details
	<p><b>Properties</b> Create, Defaulted on create, Group</p> <p><b>Description</b> This field is not used.</p>
ContactId	<p><b>Type</b> reference</p> <p><b>Properties</b> Filter, Group, Nillable, Sort</p> <p><b>Description</b> ID of the contact that's associated with the quote.</p>
ContractId	<p><b>Type</b> reference</p> <p><b>Properties</b> Create, Filter, Group, Nillable, Sort, Update</p> <p><b>Description</b> ID of the contract that's associated with the quote.</p>
CurrencyIsoCode	<p><b>Type</b> picklist</p> <p><b>Properties</b> Defaulted on create, Filter, Restricted picklist</p> <p><b>Description</b> Available only for organizations with the multicurrency feature enabled. Contains the ISO code for any currency allowed by the organization.</p> <p>If the organization has multicurrency and a <code>Pricebook2Id</code> specified on the quote, then the currency value of this field must match the currency of the PricebookEntry objects that are associated with any quote line items it has.</p> <p>This value is copied from the related Opportunity and can't be changed.</p>
Description	<p><b>Type</b> textarea</p> <p><b>Properties</b> Nillable</p> <p><b>Description</b> Text description of the quote. Limit: 32,000 characters.</p>
Discount	<p><b>Type</b> percent</p>



Field	Details
	<p><b>Properties</b> Filter, Nillable, Sort</p> <p><b>Description</b> Difference between the sum of the QuoteLineItem record's <code>Subtotal</code> and the sum of the QuoteLineItem record's <code>Discount</code> totals. Expressed as a percentage.</p>
Email	<p><b>Type</b> email</p> <p><b>Properties</b> Filter, Group, Nillable, Sort</p> <p><b>Description</b> The email address of the contact who's associated with the quote.</p>
ExpirationDate	<p><b>Type</b> date</p> <p><b>Properties</b> Create, Filter, Nillable, Update</p> <p><b>Description</b> The date when this quote is no longer valid.</p>
Fax	<p><b>Type</b> phone</p> <p><b>Properties</b> Create, Filter, Nillable, Update</p> <p><b>Description</b> The fax number for the contact who's associated with the quote.</p>
GrandTotal	<p><b>Type</b> currency</p> <p><b>Properties</b> Filter, Nillable</p> <p><b>Description</b> The total price of the quote plus shipping and taxes.</p>
IsSyncing	<p><b>Type</b> boolean</p> <p><b>Properties</b> Defaulted on create, Filter</p> <p><b>Description</b> Indicates whether the quote is syncing with an opportunity.</p>

Field	Details
LastReferencedDate	<p><b>Type</b> date</p> <p><b>Properties</b> Filter, Nillable, Sort, Update</p> <p><b>Description</b> The timestamp for when the current user last viewed a record related to this record.</p>
LastViewedDate	<p><b>Type</b> date</p> <p><b>Properties</b> Filter, Nillable, Sort, Update</p> <p><b>Description</b> The timestamp for when the current user last viewed this record. If this value is null, this record might only have been referenced (<code>LastReferencedDate</code>) and not viewed.</p>
LineItemCount	<p><b>Type</b> int</p> <p><b>Properties</b> Filter, Nillable</p> <p><b>Description</b> The number of line items on the quote.</p>
Name	<p><b>Type</b> string</p> <p><b>Properties</b> Create, Filter, idLookup, Update</p> <p><b>Description</b> Required. Name for the quote. Limit: 225 characters.</p>
OpportunityId	<p><b>Type</b> reference</p> <p><b>Properties</b> Create, Filter</p> <p><b>Description</b> ID for the opportunity associated with the quote.</p>
Phone	<p><b>Type</b> phone</p> <p><b>Properties</b> Create, Filter, Nillable, Update</p>

Field	Details
	<p><b>Description</b> The phone number of the contact who's associated with the quote.</p>
Pricebook2Id	<p><b>Type</b> reference</p> <p><b>Properties</b> Create, Filter, Nillable, Update</p> <p><b>Description</b> ID of the price book associated with the quote.</p>
QuoteNumber	<p><b>Type</b> string</p> <p><b>Properties</b> Defaulted on create, Filter</p> <p><b>Description</b> A system-generated number that identifies the quote.</p>
QuoteToAddress	<p><b>Type</b> address</p> <p><b>Properties</b> Filter, Nillable</p> <p><b>Description</b> Compound form of the quote to address. Read-only. See <a href="#">Address Compound Fields</a> for details on compound address fields.</p>
QuoteToCity	<p><b>Type</b> string</p> <p><b>Properties</b> Create, Filter, Group, Nillable, Sort, Update</p> <p><b>Description</b> City for the address to send the quote to for approval, such as a third party-agency representing a buyer. Up to 40 characters allowed.</p>
QuoteToCountry	<p><b>Type</b> string</p> <p><b>Properties</b> Create, Filter, Group, Nillable, Sort, Update</p> <p><b>Description</b> Country for the address to send the quote to for approval. Up to 80 characters allowed.</p>

Field	Details
QuoteToLatitude	<p><b>Type</b> double</p> <p><b>Properties</b> Create, Filter, Nillable, Sort, Update</p> <p><b>Description</b> Used with <code>QuoteToLongitude</code> to specify the precise geolocation of a quote to address. Acceptable values are numbers between <math>-90</math> and <math>90</math> with up to 15 decimal places.</p>
QuoteToLongitude	<p><b>Type</b> double</p> <p><b>Properties</b> Create, Filter, Nillable, Sort, Update</p> <p><b>Description</b> Used with <code>QuoteToLatitude</code> to specify the precise geolocation of a quote to address. Acceptable values are numbers between <math>-180</math> and <math>180</math> with up to 15 decimal places.</p>
QuoteToName	<p><b>Type</b> string</p> <p><b>Properties</b> Create, Filter, Nillable, Update</p> <p><b>Description</b> The name of the entity (such as a person or business) that the quote is sent to for approval. Limit: 255 characters.</p>
QuoteToPostalCode	<p><b>Type</b> string</p> <p><b>Properties</b> Create, Filter, Group, Nillable, Sort, Update</p> <p><b>Description</b> Postal code for the address to send the quote to for approval.</p>
QuoteToState	<p><b>Type</b> string</p> <p><b>Properties</b> Create, Filter, Group, Nillable, Sort, Update</p> <p><b>Description</b> State for the address to send the quote to for approval. Up to 80 characters allowed.</p>

Field	Details
QuoteToStreet	<p><b>Type</b> textarea</p> <p><b>Properties</b> Create, Filter, Group, Nillable, Sort, Update</p> <p><b>Description</b> Street name for the address to send the quote to for approval.</p>
RecordTypeID	<p><b>Type</b> reference</p> <p><b>Properties</b> Create, Filter, Nillable, Update</p> <p><b>Description</b> ID of the record type assigned to the object.</p>
ShippingAddress	<p><b>Type</b> address</p> <p><b>Properties</b> Filter, Nillable</p> <p><b>Description</b> Compound form of the shipping address. Read-only. See <a href="#">Address Compound Fields</a> for details on compound address fields.</p>
ShippingCity	<p><b>Type</b> string</p> <p><b>Properties</b> Create, Filter, Group, Nillable, Sort, Update</p> <p><b>Description</b> City for the quote's shipping address. Up to 40 characters allowed.</p>
ShippingCountry	<p><b>Type</b> string</p> <p><b>Properties</b> Create, Filter, Group, Nillable, Sort, Update</p> <p><b>Description</b> Country for the quote's shipping address. Up to 80 characters allowed.</p>
ShippingCountryCode	<p><b>Type</b> picklist</p> <p><b>Properties</b> Create, Filter, Group, Nillable, Sort, Update</p>

Field	Details
	<b>Description</b> ISO country code for the quote's shipping address.
ShippingHandling	<b>Type</b> currency <b>Properties</b> Create, Filter, Nillable, Update <b>Description</b> The total shipping and handling costs for the quote.
ShippingLatitude	<b>Type</b> double <b>Properties</b> Create, Filter, Nillable, Sort, Update <b>Description</b> Used with <code>ShippingLongitude</code> to specify the precise geolocation of a shipping address. Acceptable values are numbers between $-90$ and $90$ with up to 15 decimal places.
ShippingLongitude	<b>Type</b> double <b>Properties</b> Create, Filter, Nillable, Sort, Update <b>Description</b> Used with <code>ShippingLatitude</code> to specify the precise geolocation of an address. Acceptable values are numbers between $-180$ and $180$ with up to 15 decimal places.
ShippingName	<b>Type</b> string <b>Properties</b> Create, Filter, Nillable, Update <b>Description</b> The name of the entity (such as a person or business) that the quote is sent to for approval.
ShippingPostalCode	<b>Type</b> string <b>Properties</b> Create, Filter, Group, Nillable, Sort, Update <b>Description</b> Postal code for the quote's shipping address.

Field	Details
ShippingState	<p><b>Type</b> string</p> <p><b>Properties</b> Create, Filter, Group, Nillable, Sort, Update</p> <p><b>Description</b> State for the quote's shipping address. Up to 80 characters allowed.</p>
ShippingStateCode	<p><b>Type</b> picklist</p> <p><b>Properties</b> Create, Filter, Group, Nillable, Sort, Update</p> <p><b>Description</b> ISO state code for the quote's shipping address.</p>
ShippingStreet	<p><b>Type</b> textarea</p> <p><b>Properties</b> Create, Filter, Group, Nillable, Sort, Update</p> <p><b>Description</b> Street name for the quote's shipping address.</p>
Status	<p><b>Type</b> picklist</p> <p><b>Properties</b> Create, Defaulted on create, Filter, Nillable, Update</p> <p><b>Description</b> The status of the quote. The standard options are:</p> <ul style="list-style-type: none"> <li>• —None—</li> <li>• Draft</li> <li>• Needs Review</li> <li>• In Review</li> <li>• Approved</li> <li>• Rejected</li> <li>• Presented</li> <li>• Accepted</li> <li>• Denied</li> </ul>
Subtotal	<p><b>Type</b> currency</p>

Field	Details
	<p><b>Properties</b> Filter, Nillable</p> <p><b>Description</b> The sum of sales price multiplied by quantity for line items, not including the discount.</p>
Tax	<p><b>Type</b> currency</p> <p><b>Properties</b> Create, Filter, Nillable, Update</p> <p><b>Description</b> The total taxes for the quote.</p>
TotalPrice	<p><b>Type</b> currency</p> <p><b>Properties</b> Filter, Nillable</p> <p><b>Description</b> The total of the quote line items after discounts and before taxes and shipping.</p>

## Usage

Use Quote to manage proposed product prices for customers. To update a Quote, your client application needs "Edit" permission.

- Client applications can create, update, delete, and query Attachment records associated with a quote via the API.
- You can sync a quote and its parent Opportunity.

## Associated Objects

This object has the following associated objects. Unless noted, they are available in the same API version as this object.

**QuoteFeed (API version 39.0)**

Feed tracking is available for the object.

**QuoteOwnerSharingRule (API version 41.0)**

Sharing rules are available for the object.

**QuoteShare (API version 41.0)**

Sharing is available for the object.

SEE ALSO:

[QuoteLineItem](#)

[QuoteDocument](#)

[Opportunity](#)



# QuoteDocument

---

Represents a quote in document format. Available in API version 18.0 and later.

## Supported Calls

`create()`, `delete()`, `describeSObjects()`, `getDeleted()`, `getUpdated()`, `query()`, `retrieve()`, `undelete()`

## Fields

Field	Details
ContentVersionDocumentId	<p><b>Type</b> reference</p> <p><b>Properties</b> Create, Filter, Group, Sort</p> <p><b>Description</b> ID for the document's version.</p>
CurrencyIsoCode	<p><b>Type</b> picklist</p> <p><b>Properties</b> Defaulted on create, Filter, Restricted picklist</p> <p><b>Description</b> Available only for organizations with the multicurrency feature enabled.  Contains the ISO code for any currency allowed by the organization. If the organization has multicurrency and a <code>Pricebook2Id</code> specified on the quote, then the currency value of this field must match the currency of the <code>PricebookEntry</code> objects that are associated with any quote line items it has.</p>
Discount	<p><b>Type</b> percent</p> <p><b>Properties</b> Filter, Nillable, Sort</p> <p><b>Description</b> The discount for the quote used in the document.</p>
Document	<p><b>Type</b> base64</p> <p><b>Properties</b> Create, Nillable</p>

Field	Details
	<p><b>Description</b> The binary data of the document stored in the QuoteDocument object.</p>
GrandTotal	<p><b>Type</b> currency</p> <p><b>Properties</b> Filter, Nillable, Sort</p> <p><b>Description</b> Grand total for the quote used in the document.</p>
Name	<p><b>Type</b> string</p> <p><b>Properties</b> Filter, idLookup, Sort</p> <p><b>Description</b> Name of the quote document.</p>
QuoteId	<p><b>Type</b> reference</p> <p><b>Properties</b> Create, Filter, GroupSort</p> <p><b>Description</b> ID for the quote used for the document.</p>

## Usage

Use the QuoteDocument object to store a document that can be used to present the quote information to the customer.

SEE ALSO:

[Quote](#)

[QuoteLineItem](#)

## QuoteLineItem

The QuoteLineItem object represents a quote line item, which is a member of the list of Product2 products associated with a Quote, along with other information about those line items on that quote. Available in API version 18.0 and later.

## Supported Calls

`create()`, `delete()`, `describeLayout()`, `describeSObjects()`, `getDeleted()`, `getUpdated()`, `query()`, `retrieve()`, `undelete()`, `update()`, `upsert()`

## Special Access Rules

The user must have “Edit” permissions on Quote records in order to create or update quote line items on a quote. The user must have “Edit” permissions on Quote records to delete a quote line item.

## Fields

Field	Details
CurrencyIsoCode	<p><b>Type</b> picklist</p> <p><b>Properties</b> Defaulted on create, Filter, Group, Restricted picklist, Sort</p> <p><b>Description</b> Available only for organizations enabled for multiples currencies. Contains the ISO code for any currency allowed by the organization.</p> <p>If the organization has multicurrency and a Pricebook2 is specified on the quote (the <code>Pricebook2Id</code> field is not blank), then the currency value of this field must match the currency of the PricebookEntry objects for any associated quote line items.</p> <p>This value is copied from the related Quote and can't be changed.</p>
Description	<p><b>Type</b> string</p> <p><b>Properties</b> Create, Filter, Group, Nillable, Sort, Update</p> <p><b>Description</b> Text description of the line item. Limit: 225 characters.</p>
Discount	<p><b>Type</b> percent</p> <p><b>Properties</b> Create, Filter, Nillable, Sort, Update</p> <p><b>Description</b> Editable number from 0 to 100.</p>
Division	<p><b>Type</b> picklist</p> <p><b>Properties</b> Defaulted on create, Filter, Group, Restricted picklist, Sort</p> <p><b>Description</b> A logical segment of your organization's data. For example, if your company is organized into different business units, you could create a division for each business unit, such as “North America,” “Healthcare,” or “Consulting.” Available only if the organization has the Division permission enabled.</p>

Field	Details
HasQuantitySchedule	<p><b>Type</b> boolean</p> <p><b>Properties</b> Defaulted on create, Filter, Group, Sort</p> <p><b>Description</b> Read-only. Indicates whether the opportunity line item that the quote line item is synced with has a quantity schedule.</p>
HasRevenueSchedule	<p><b>Type</b> boolean</p> <p><b>Properties</b> Defaulted on create, Filter, Group, Sort</p> <p><b>Description</b> Read-only. Indicates whether the opportunity line item that the quote line item is synced with has a revenue schedule. If this object has a revenue schedule, the <code>GrandTotal</code> and <code>TotalPrice</code> fields can't be updated. In addition, the <code>Quantity</code> field can't be updated if this object has a quantity schedule. The system ignores any attempt to update this field. The update isn't rejected but the updated value is ignored.</p>
HasSchedule	<p><b>Type</b> boolean</p> <p><b>Properties</b> Defaulted on create, Filter, Group, Sort</p> <p><b>Description</b> Read-only. Indicates whether the line item uses schedules.</p>
LastReferencedDate	<p><b>Type</b> dateTime</p> <p><b>Properties</b> Filter, Nillable, Sort</p> <p><b>Description</b> The most recent date on which a user referenced this record.</p>
LastViewedDate	<p><b>Type</b> dateTime</p> <p><b>Properties</b> Filter, Nillable, Sort</p> <p><b>Description</b> The most recent date on which a user viewed this record.</p>


Field	Details
LineNumber	<p><b>Type</b> string</p> <p><b>Properties</b> Autonumber, Defaulted on create, Filter, idLookup, Sort</p> <p><b>Description</b> Read-only. Automatically generated number identifying the quote line item. In the form of QL-XXXXXX.</p>
ListPrice	<p><b>Type</b> currency</p> <p><b>Properties</b> Filter, Nillable, Sort</p> <p><b>Description</b> Read-only. Corresponds to the <code>UnitPrice</code> on the <code>PricebookEntry</code> that is associated with this line item, which can be in the standard price book or a custom price book. A client application can use this information to show whether the unit price (or sales price) of the line item differs from the price book entry list price.</p>
OpportunityLineItemId	<p><b>Type</b> reference</p> <p><b>Properties</b> Create, Filter, Group, Nillable, Sort</p> <p><b>Description</b> ID of the related opportunity line item. This field is populated by the API during creation of the quote line item. Not editable. Available in API version 40.0 and later.</p>
PricebookEntryId	<p><b>Type</b> reference</p> <p><b>Properties</b> Create, Filter, Group, Sort</p> <p><b>Description</b> Required. ID of the associated <code>PricebookEntry</code>. Exists only for orgs with Products enabled. In API 38.0 and earlier, if <code>Product2Id</code> is populated with <code>PricebookEntryId</code> data, you receive an error message. In API 39.0 and later, <code>Product2Id</code> is made null, and <code>PricebookEntryId</code> is populated with the <code>PricebookEntryId</code> data.</p>
Product2Id	<p><b>Type</b> reference</p> <p><b>Properties</b> Create, Filter, Group, Sort</p>

Field	Details
	<p><b>Description</b> Required. ID of the Product2 associated with this QuoteLineItem. In API 38.0 and earlier, if Product2Id is populated with PricebookEntryId data, you receive an error message. In API 39.0 and later, Product2Id is made null, and PricebookEntryId is populated with the PricebookEntryId data.</p>
Quantity	<p><b>Type</b> double</p> <p><b>Properties</b> Create, Filter, Sort, Update</p> <p><b>Description</b> The number of units for the line item.</p>
QuoteId	<p><b>Type</b> reference</p> <p><b>Properties</b> Create, Filter, Group, Sort</p> <p><b>Description</b> Required. ID of the associated Quote.</p>
ServiceDate	<p><b>Type</b> date</p> <p><b>Properties</b> Create, Filter, Group, Nillable, Sort, Update</p> <p><b>Description</b> Date when the product revenue will be recognized and the product quantity will be shipped.</p>
SortOrder	<p><b>Type</b> int</p> <p><b>Properties</b> Create, Filter, Group, Nillable, Sort, Update</p> <p><b>Description</b> The value of where the line item is in the sorted order, such as 1, 2, and so on. The SortOrder value determines the order in which a quote line item displays in the Quote Line Items related list and the Quote PDF. Client applications can use this to match the sort order in Salesforce. This field is only available in API versions 21.0 and greater.</p>
Subtotal	<p><b>Type</b> currency</p> <p><b>Properties</b> Filter, Nillable, Sort</p>

Field	Details
	<p><b>Description</b></p> <p>The line item's <code>Quantity</code> multiplied by the <code>UnitPrice</code>.</p>
<code>TotalPrice</code>	<p><b>Type</b></p> <p>currency</p> <p><b>Properties</b></p> <p>Filter, Nillable, Sort</p> <p><b>Description</b></p> <p>Read-only. Calculated by applying the <code>Discount</code> to the <code>Subtotal</code>. This field is nillable, but you can't set both <code>TotalPrice</code> and <code>UnitPrice</code> to null in the same update. To insert the <code>TotalPrice</code> for a quote line item via the API (given only a unit price and the quantity), calculate this field as the unit price multiplied by the quantity. This field is read-only if the quote line item has a revenue schedule.</p>
<code>UnitPrice</code>	<p><b>Type</b></p> <p>currency</p> <p><b>Properties</b></p> <p>Create, Filter, Sort, Update</p> <p><b>Description</b></p> <p>The price per unit for the quote line item.</p>

## Usage

A Quote record can have QuoteLineItem records only if the Quote has a Pricebook2. A QuoteLineItem must correspond to a Product2 that is listed in the quote's Pricebook2.

 **Note:** If the multicurrency option has been enabled, the `CurrencyIsoCode` field is present. It can't be modified, it is always set to the value of the `CurrencyIsoCode` of the parent Quote.

## Effects on Quotes

Quotes that have associated QuoteLineItem objects are affected in the following ways:

- Creating a QuoteLineItem increments the Quote value by the `TotalPrice` of the QuoteLineItem.
- When you create or update a QuoteLineItem, the API verifies that the line item corresponds to a PricebookEntry in the Pricebook2 that is associated with the quote.

SEE ALSO:

[Quote](#)

[QuoteDocument](#)

[Opportunity](#)

# RecentlyViewed

---

Represents records that the current user has recently viewed or referenced (by viewing a related record).

## Supported Calls

`query ()`, `update ()` `update ()`

## Special Usage Rules

The RecentlyViewed object does not support the Event, Task, Report, KnowledgeArticle, and Article objects.

## Fields

Field	Details
Alias	<p><b>Type</b> string</p> <p><b>Properties</b> Filter, Group, Nillable, Sort</p> <p><b>Description</b> The alias on the record.</p>
Email	<p><b>Type</b> email</p> <p><b>Properties</b> Filter, Group, Nillable, Sort</p> <p><b>Description</b> The email address on the record.</p>
FirstName	<p><b>Type</b> string</p> <p><b>Properties</b> Filter, Group, Nillable, Sort</p> <p><b>Description</b> The first name on the record. If the recently viewed record is a user, this is the user's first name.</p>
Id	<p><b>Type</b> ID</p> <p><b>Properties</b> Defaulted on create, Filter, Group, Sort</p>



Field	Details
	<p><b>Description</b> The ID of the recently viewed record.</p>
IsActive	<p><b>Type</b> boolean</p> <p><b>Properties</b> Defaulted on create, Filter, Group, Sort</p> <p><b>Description</b> Indicates whether the recently viewed record is an active user (<code>true</code>) or not (<code>false</code>). This field contains a value only if the recently viewed record is a user.</p>
LastName	<p><b>Type</b> string</p> <p><b>Properties</b> Filter, Group, Nillable, Sort</p> <p><b>Description</b> The last name on the record.</p>
LastReferencedDate	<p><b>Type</b> dateTime</p> <p><b>Properties</b> Filter, Nillable, Sort, Update</p> <p><b>Description</b> The timestamp for when the current user last viewed a record related to this record.</p>
LastViewedDate	<p><b>Type</b> dateTime</p> <p><b>Properties</b> Filter, Nillable, Sort, Update</p> <p><b>Description</b> The timestamp for when the current user last viewed this record. If this value is null, this record might only have been referenced (<code>LastReferencedDate</code>) and not viewed.</p>
Name	<p><b>Type</b> string</p> <p><b>Properties</b> Filter, Group, Nillable, Sort</p> <p><b>Description</b> The name on the recently viewed record. If the recently viewed record is a user, contact, or lead, the value is a concatenation of the <code>firstname</code> and <code>lastname</code> field values.</p>

Field	Details
NetworkId	<p><b>Type</b> reference</p> <p><b>Properties</b> Filter, Group, Nillable, Sort</p> <p><b>Description</b> ID of the community that this group is part of. This field is available only if Salesforce Communities is enabled in your organization.</p> <p>You can add a <code>NetworkId</code> only when creating a group. You can't change or add a <code>NetworkId</code> for an existing group. This field is available in API version 27.0 and later.</p>
Phone	<p><b>Type</b> phone</p> <p><b>Properties</b> Filter, Group, Nillable, Sort</p> <p><b>Description</b> The phone number on the record.</p>
ProfileId	<p><b>Type</b> reference</p> <p><b>Properties</b> Filter, Group, Nillable, Sort</p> <p><b>Description</b> If the recently viewed record is a user, this is the user's profile ID.</p>
Title	<p><b>Type</b> string</p> <p><b>Properties</b> Filter, Group, Nillable, Sort</p> <p><b>Description</b> If the recently viewed record is a user, this is the title of the user; for example CFO or CEO.</p>
Type	<p><b>Type</b> picklist</p> <p><b>Properties</b> Filter, Group, Nillable, Restricted, picklistSort</p> <p><b>Description</b> The sObject type for this recently viewed record. Valid values include any standard or custom objects that RecentlyViewed supports.</p>
UserRoleId	<p><b>Type</b> reference</p>

Field	Details
	<p><b>Properties</b> Filter, Group, Nillable, Sort</p> <p><b>Description</b> The ID of the user role associated with this object.</p>

## Usage

This object provides a heterogeneous list of different object types and consists of recently viewed records or records that were recently referenced (a related record was viewed). A record is considered viewed when the user sees the details associated with it, but not when the user sees it in a list with other records. Use this object to programmatically construct a list of recently viewed items specific to the current user, for example, on a custom user interface or for search auto-complete options. You can also retrieve a filtered list of records by object type (`Type`). The RecentlyViewed data is periodically truncated down to 200 records per object. RecentlyViewed data is retained for 90 days, after which it is removed on a periodic basis.

Use this query in your code to retrieve a list of all the records that were recently viewed. The results are ordered from most to least recent.

```
SELECT Id, Name
FROM RecentlyViewed
WHERE LastViewedDate !=null
ORDER BY LastViewedDate DESC
```

Use this query to retrieve data that was either viewed or referenced, but only for a limited set of objects.

```
SELECT Id, Name
FROM RecentlyViewed
WHERE Type IN ('Account', 'Contact', 'Plan__c')
ORDER BY LastViewedDate DESC
```

This query retrieves a list of all recently viewed contacts with contact-specific fields, such as the contact's account name, and the custom website field. Records are ordered from most to least recent.

```
SELECT Account.Name, Title, Email, Phone, Website__c
FROM Contact
WHERE LastViewedDate != NULL
ORDER BY LastViewedDate DESC
```

## Recommendation

Represents the recommendations surfaced as offers and actions for Einstein Next Best Action. This object is available in API version 45.0 and later.

## Supported Calls

`create()`, `delete()`, `describeLayout()`, `describeSObjects()`, `getDeleted()`, `getUpdated()`, `query()`, `retrieve()`, `search()`, `update()`, `upsert()`

## Special Access Rules

You must have the Modify All Data or Manage Next Best Action Recommendations user permission to create and edit recommendations.

## Fields


Field	Details
AcceptanceLabel	<p><b>Type</b> string</p> <p><b>Properties</b> Create, Filter, Group, Sort, Update</p> <p><b>Description</b> Label that appears as the accept option on the surfaced recommendation. Maximum size is 80 characters.</p>
ActionReference	<p><b>Type</b> string</p> <p><b>Properties</b> Create, Filter, Group, Sort, Update</p> <p><b>Description</b> Flow referenced for this recommendation. Label is <b>Action</b>.</p>
Description	<p><b>Type</b> string</p> <p><b>Properties</b> Create, Filter, Group, Sort, Update</p> <p><b>Description</b> Text description of the recommendation. Maximum size is 255 characters.</p>
ImageId	<p><b>Type</b> reference</p> <p><b>Properties</b> Create, Filter, Group, Nillable, Sort, Update</p> <p><b>Description</b> Image referenced by this recommendation. Label is <b>Image</b>.</p>
IsActionActive	<p><b>Type</b> boolean</p> <p><b>Properties</b> Defaulted on create, Filter, Group, Sort</p> <p><b>Description</b> Indicates whether the flow referenced in the Action field is active (true) or not (false). Read only.</p>

Field	Details
LastReferencedDate	<p><b>Type</b> datetime</p> <p><b>Properties</b> Filter, Nillable, Sort</p> <p><b>Description</b> The date and time when the recommendation was last referenced.</p>
LastViewedDate	<p><b>Type</b> datetime</p> <p><b>Properties</b> Filter, Nillable, Sort</p> <p><b>Description</b> The date and time when the recommendation was last viewed.</p>
Name	<p><b>Type</b> string</p> <p><b>Properties</b> Create, Filter, Group, idLookup, Sort, Update</p> <p><b>Description</b> The name of the recommendation. Maximum size is 80 characters.</p>
NetworkId	<p><b>Type</b> reference</p> <p><b>Properties</b> Create, Filter, Group, Nillable, Sort, Update</p> <p><b>Description</b> The community associated with the recommendation (if applicable).</p>
RejectionLabel	<p><b>Type</b> string</p> <p><b>Properties</b> Create, Filter, Group, Sort, Update</p> <p><b>Description</b> Label that appears as the reject option on the surfaced recommendation. Maximum size is 80 characters.</p>

## RecordAction

---

Represents a relationship between a record and an action, such as a flow. Create a RecordAction for every action that you want to associate with a particular record. Available in API version 42.0 and later.


 **Note:** Access to the RecordAction object is determined by a user's access to the associated parent record.

## Supported Calls

`create()`, `delete()`, `describeSObjects()`, `getDeleted()`, `getUpdated()`, `query()`, `retrieve()`, `undelete()`, `update()`, `upsert()`

## Fields


Field	Details
ActionDefinition	<p><b>Type</b> picklist</p> <p><b>Properties</b> Create, Filter, Group, Nillable, Restricted picklist, Sort, Update</p> <p><b>Description</b> Required in Lightning Flow for Service implementations that use version 44.0 or later of the API. The API name of the action to associate with the record; for example, the API name of a flow. Use this field rather than FlowDefinition. To distinguish a quick action from a flow with the same API name, we prepend "QuickAction" to the API name of every quick action.</p>
ActionType	<p><b>Type</b> picklist</p> <p><b>Properties</b> Create, Defaulted on create, Filter, Group, Nillable, Restricted picklist, Sort, Update</p> <p><b>Description</b> Required in Lightning Flow for Service implementations that use version 46.0 or later of the API. The type of action. Possible values are:</p> <ul style="list-style-type: none"> <li>• Flow (default)</li> <li>• QuickAction</li> </ul> <p>For versions of the API prior to version 46.0, this field is set to Flow.</p>
FlowDefinition	<p><b>Type</b> picklist</p> <p><b>Properties</b> Create, Filter, Group, Nillable, Restricted picklist, Sort, Update</p> <p><b>Description</b> Optional in Lightning Flow for Service implementations using version 42.0 or 43.0 of the API. An upgrade to Winter '19 or later, which uses API version 44.0 or later, copies FlowDefinition to ActionDefinition. For versions 42.0 and 43.0, this field is the API name of the flow that's associated with the record.</p>

Field	Details
FlowInterviewId	<p><b>Type</b> reference</p> <p><b>Properties</b> Create, Filter, Group, Nillable, Sort, Update</p> <p><b>Description</b> Optional. The flow interview ID of the paused or completed flow. This field can't be set in Process Builder.</p>
IsMandatory	<p><b>Type</b> boolean</p> <p><b>Properties</b> Create, Defaulted on create, Filter, Group, Sort, Update</p> <p><b>Description</b> Optional. Specifies whether the action is mandatory. The default value is false.</p> <p> <b>Note:</b> At runtime, we show a reminder when the user closes a mandatory flow without completing it. We don't show the reminder for quick actions.</p>
IsUiRemoveHidden	<p><b>Type</b> boolean</p> <p><b>Properties</b> Create, Defaulted on create, Filter, Group, Sort, Update</p> <p><b>Description</b> Optional. Specifies whether the ability to remove the action is hidden in the UI. The default value is false. If true, the UI hides the ability to remove the action. However, actions can still be deleted using the API.</p>
Order	<p><b>Type</b> int</p> <p><b>Properties</b> Create, Filter, Group, Sort, Update</p> <p><b>Description</b> Required. The order of the action among all actions associated with this record.</p>
Pinned	<p><b>Type</b> picklist</p> <p><b>Properties</b> Create, Defaulted on create, Filter, Group, Nillable, Restricted picklist, Sort, Update</p> <p><b>Description</b> Required. Specifies whether the action is pinned to the top or bottom of the component. If an action is pinned, users see the Remove option in the UI unless <code>IsUiRemoveHidden</code> is set to true. Possible values are:</p>

Field	Details
	<ul style="list-style-type: none"> <li>• None (default)</li> <li>• Top</li> <li>• Bottom</li> </ul>
RecordId	<p><b>Type</b> reference</p> <p><b>Properties</b> Create, Filter, Group, Sort, Update</p> <p><b>Description</b> Required. Record associated with the action. In version 46.0 and above, we support most object types. To learn about supported objects, see the <a href="#">Lightning Flow for Service Developer's Guide</a>.</p>
Status	<p><b>Type</b> picklist</p> <p><b>Properties</b> Create, Defaulted on create, Filter, Group, Nillable, Restricted picklist, Sort, Update</p> <p><b>Description</b> Required. The current state of the action. Possible values are:</p> <ul style="list-style-type: none"> <li>• New (default)</li> <li>• Paused</li> <li>• Complete</li> <li>• Started</li> <li>• Unlinked—The action was unlinked because the flow was paused and the current record for the flow interview changed.</li> </ul> <p>Paused and unlinked statuses do not apply to quick actions. This field can't be set in Process Builder.</p>

## Usage

The RecordAction object works with the Actions & Recommendations component in Lightning Experience. Although this junction object can be used to create relationships between records and actions in Salesforce Classic, those relationships can't be displayed in Salesforce Classic.

 **Note:** API version 44.0 added a field, ActionDefinition, so that a RecordAction in future releases can support other types of actions in addition to flows. API version 44.0 and later maintain the FlowDefinition field to support processes that reference this field in earlier API versions. Upgrading an org to Winter '19 or later, which uses API version 44.0 or later, copies the FlowDefinition field to the ActionDefinition field. FlowDefinition will be deprecated in a future release, so use ActionDefinition instead.

When an action is deleted that's referenced in an ActionDefinition or FlowDefinition, the RecordAction object is deleted. RecordAction objects are also deleted when the associated parent record is deleted, or when a flow is paused and the current record context has changed. When an action is completed, the associated RecordAction object is also deleted.

Deleted RecordActions are removed from the list when the page is refreshed.



For more information about the Actions & Recommendations component and how it works with RecordActions, see the [Lightning Flow for Service Developer Guide](#).

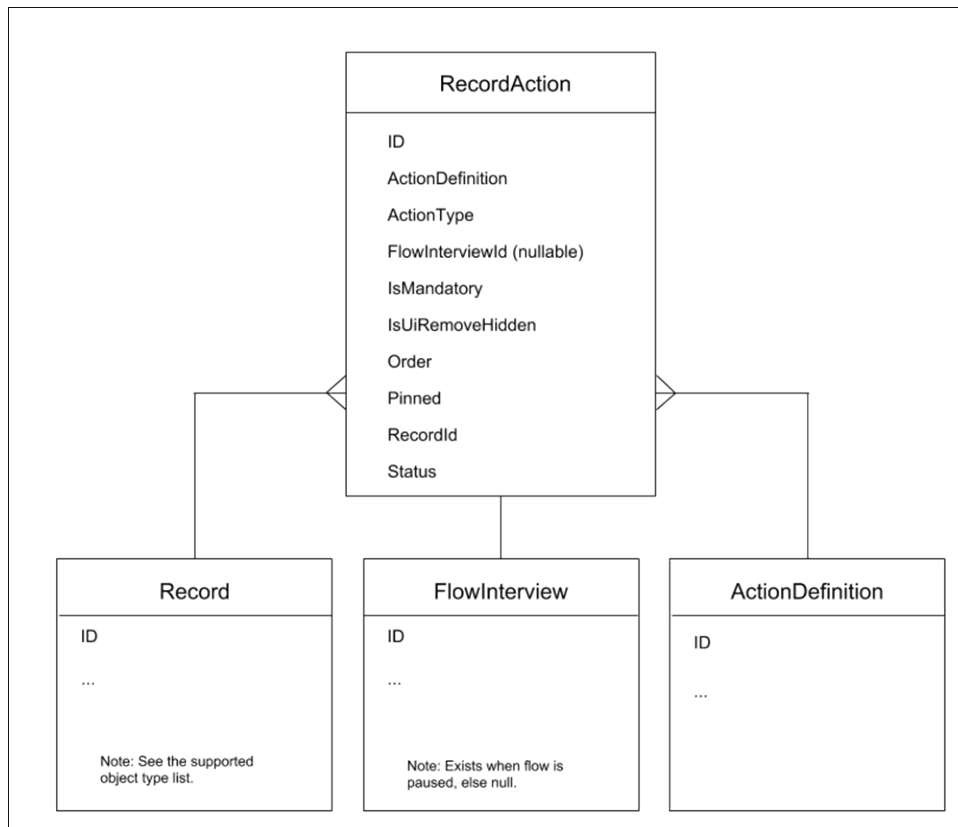
## Java Example

Here's an example of how to associate flows to a record using the RecordAction object.

```
public void associateNewCustomerFlowWithAccount (Account a) {
    try {
        RecordAction newRecordAction = new RecordAction();
        newRecordAction.setRecordId(a.getId());
        newRecordAction.setActionDefinition("New_Customer_Flow");
        newRecordAction.setOrder(1);

        SaveResult[] results = connection
            .create(new SObject[] { newRecordAction });
    } catch (ConnectionException ce) {
        ce.printStackTrace();
    }
}
```

## Data Model



## Associated Objects

This object has the following associated objects. Unless noted, they are available in the same API version as this object.

### RecordActionHistory

History is available for tracked fields of the object.

## RecordActionHistory

---

Represents the lifecycle of a RecordAction as it goes through different states. Available in API version 44.0 and later.

## Supported Calls

`describeSObjects()`, `query()`, `retrieve()`

## Special Access Rules

This object is always read-only.

## Fields

Field	Details
ActionDefinitionApiName	<p><b>Type</b> string</p> <p><b>Description</b> Required. The API name of the action associated with the record. To distinguish a quick action from a flow with the same API name, we prepend "QuickAction" to the API name of every quick action.</p>
ActionDefinitionLabel	<p><b>Type</b> string</p> <p><b>Description</b> Required. The label of the action that took place.</p>
ActionType	<p><b>Type</b> picklist</p> <p><b>Properties</b> Defaulted on create, Restricted picklist</p> <p><b>Description</b> Required. The type of action associated with the record. Possible values are:</p> <ul style="list-style-type: none"> <li>Flow (default)</li> <li>QuickAction</li> </ul>

Field	Details
IsMandatory	<p><b>Type</b> boolean</p> <p><b>Properties</b> Defaulted on create</p> <p><b>Description</b> Optional. Specifies whether the action is mandatory. The default value is false.</p>
LoggedTime	<p><b>Type</b> dateTime</p> <p><b>Properties</b> Filter, Sort</p> <p><b>Description</b> Required. The timestamp when the state change occurred.</p>
ParentRecordId	<p><b>Type</b> reference</p> <p><b>Properties</b> Filter, Sort</p> <p><b>Description</b> Required. The parent record for the associated action.</p>
Pinned	<p><b>Type</b> picklist</p> <p><b>Properties</b> Defaulted on create, Nillable, Restricted picklist</p> <p><b>Description</b> Optional. Specifies whether the action is pinned to the top or bottom, or unpinned. Possible values are:</p> <ul style="list-style-type: none"><li>• None</li><li>• Top</li><li>• Bottom</li></ul>
RecordActionId	<p><b>Type</b> string</p> <p><b>Properties</b> Filter, Sort</p> <p><b>Description</b> Required. The ID of the RecordAction.</p>
State	<p><b>Type</b> picklist</p>

Field	Details
	<p><b>Properties</b> Defaulted on create, Restricted picklist</p> <p><b>Description</b> Required. The state of the action. A state change triggers the logging of a history event. Possible values are:</p> <ul style="list-style-type: none"> <li>• New (default)</li> <li>• Paused</li> <li>• Complete</li> <li>• Started</li> <li>• Unlinked—The action was unlinked because the flow was paused and the current record for the flow interview changed.</li> </ul>
UserId	<p><b>Type</b> reference</p> <p><b>Description</b> Required. The user that conducted the action.</p>

## Usage

The RecordActionHistory object represents the lifecycle of an action on a record as it goes through different states.

The RecordActionHistory object is a big object. For this reason, when you use synchronous SOQL, SOAP, REST, Bulk, or Apex APIs to read this object, queries must follow a specific pattern or they fail. Queries must match one of these patterns and use fields in this precise order when more than one field is used.

- ParentRecordId
- ParentRecordId, LoggedTime (DESC)
- ParentRecordId, LoggedTime (DESC), RecordActionId

For example, this SOQL query follows the ParentRecordId, LoggedTime (DESC) pattern.

```
SELECT ActionDefinitionApiName, User, State FROM RecordActionHistory WHERE
    ParentRecordId = {CaseId} ORDER BY ParentRecordId, LoggedTime DESC
```

Asynchronous SOQL queries do not need to follow a pattern, and can query any field.

Apex triggers cannot reference big object records. Use SOQL queries if you want to query RecordActionHistory records in Apex.

For more information about the Actions & Recommendations component and how it works with RecordActions, see the [Lightning Flow for Service Developer Guide](#). Learn more about big objects and how to query them in the [Query Big Objects](#) module on Trailhead.

## Java Example

Here's a Java example of how to query a RecordActionHistory object.

```
public void queryHBPOs(String parentRecordId) {
    try {
```

```

SimpleDateFormat format = new SimpleDateFormat("yyyy-MM-dd");

// query for the RecordActionHistory associated with ParentRecord
QueryResult queryResults = connection.query("SELECT ActionDefinitionApiName,
LoggedTime, State " +
    "FROM RecordActionHistory WHERE ParentRecordId = '" + parentRecordId + "' LIMIT
50");
if (queryResults.getSize() > 0) {
    for (int i=0;i<queryResults.getRecords().length;i++) {
        // cast the SObject to a strongly-typed RecordActionHistory
        RecordActionHistory raa = (RecordActionHistory)queryResults.getRecords()[i];
        System.out.println("ActionDefinitionApiName: " + raa.getActionDefinitionApiName()
+ " - LoggedTime: "+ format.format(raa.getLoggedTime().getTime()) + " - State: " +
            raa.getState());
    }
}
} catch (Exception e) {
    e.printStackTrace();
}
}

```

## RecordType

---

Represents a record type.


## Supported Calls

`create()`, `describeSObjects()`, `getDeleted()`, `getUpdated()`, `query()`, `retrieve()`, `update()`, `upsert()`

## Fields

**!** **Important:** Don't use record types as an access control mechanism. Profile assignment governs create and edit access for an object but doesn't govern read access. For example, a user assigned to a profile that isn't enabled for a particular record type can't create records with that record type, but can access records associated with that record type. Users with access to an object can read all record type information for that object. We strongly recommend against storing sensitive information in the record type description, name, or label. Instead, store sensitive information in a separate object or fields to which you've applied appropriate access controls.

Field	Details
BusinessProcessId	<p><b>Type</b> reference</p> <p><b>Properties</b> Create, Filter, Group, Nillable, Sort, Update</p> <p><b>Description</b> Required for Opportunity and Lead record types in API version 17.0 and later. ID of an associated BusinessProcess.</p>

Field	Details
Description	<p><b>Type</b> string</p> <p><b>Properties</b> Create, Filter, Group, Nillable, Sort, Update</p> <p><b>Description</b> A description of this record. Limit: 255 characters.</p>
DeveloperName	<p><b>Type</b> string</p> <p><b>Properties</b> Create, Filter, Group, Sort, Update</p> <p><b>Description</b> Required. The unique name of the object in the API. This name can contain only underscores and alphanumeric characters, and must be unique in your org. It must begin with a letter, not include spaces, not end with an underscore, and not contain two consecutive underscores. In managed packages, this field prevents naming conflicts on package installations. With this field, a developer can change the object's name in a managed package and the changes are reflected in a subscriber's organization. Label is <b>Record Type Name</b>.</p> <p> <b>Note:</b> When creating large sets of data, always specify a unique <code>DeveloperName</code> for each record. If no <code>DeveloperName</code> is specified, performance may slow while Salesforce generates one for each record.</p>
IsActive	<p><b>Type</b> boolean</p> <p><b>Properties</b> Defaulted on create, Filter, Group, Sort, Update</p> <p><b>Description</b> Indicates whether this record is active (<code>true</code>) or not (<code>false</code>). Only active record types can be applied to records. Label is <b>Active</b>.</p>
IsPersonType	<p><b>Type</b> boolean</p> <p><b>Properties</b> Defaulted on create, Filter</p> <p><b>Description</b> Indicates whether this record has been designated as a person account (<code>true</code>) or not (<code>false</code>). Visible only if the organization has the person account feature enabled.</p>
Name	<p><b>Type</b> string</p> <p><b>Properties</b> Create, Filter, Group, idLookup, Sort, Update</p>

Field	Details
	<p><b>Description</b> Required. Label of the record type in the user interface. Limit: 80 characters. Label is <b>Record Type Label</b>.</p>
NamespacePrefix	<p><b>Type</b> string</p> <p><b>Properties</b> Filter, Group, Nillable, Sort</p> <p><b>Description</b> The namespace prefix that is associated with this object. Each Developer Edition org that creates a managed package has a unique namespace prefix. Limit: 15 characters. You can refer to a component in a managed package by using the <b><i>namespacePrefix__componentName</i></b> notation.</p> <p>The namespace prefix can have one of the following values.</p> <ul style="list-style-type: none"> <li>In Developer Edition orgs, <code>NamespacePrefix</code> is set to the namespace prefix of the org for all objects that support it, unless an object is in an installed managed package. In that case, the object has the namespace prefix of the installed managed package. This field's value is the namespace prefix of the Developer Edition org of the package developer.</li> <li>In orgs that are not Developer Edition orgs, <code>NamespacePrefix</code> is set only for objects that are part of an installed managed package. All other objects have no namespace prefix.</li> </ul>
SubjectType	<p><b>Type</b> picklist</p> <p><b>Properties</b> Create, Filter, Group, Restricted picklist, Sort</p> <p><b>Description</b> Object to which this record type applies, including custom objects.</p>

## Usage


Use this object to offer different BusinessProcess records and subsets of picklist values to different users based on their Profile. Your client application can describe or query RecordType records.

The following objects have a `RecordTypeId` field:

- Account
- Campaign
- CampaignMember
- Case
- Contact
- Contract

- Lead
- Opportunity
- QuickText
- Solution
- Custom objects

Client applications can create or update values in `RecordTypeId` on these objects, specifying a valid record type ID associated with these objects.

 **Note:** You can't create or update the `RecordTypeId` field on the CampaignMember records. Set the CampaignMember record type using the `CampaignMemberRecordTypeId` field on Campaign.

A client application can retrieve the list of valid record type IDs for a given object by querying the RecordType.

SEE ALSO:

[Record Type Objects](#)

## RecordTypeLocalization

---

Represents the translated value of a label for a record type when the Translation Workbench is enabled for your organization.

### Supported Calls

`create()`, `delete()`, `describeSObjects()`, `getDeleted()`, `getUpdated()`, `query()`, `retrieve()`, `update()`, `upsert()`

### Special Access Rules

- Your organization must be using Professional, Enterprise, Developer, Unlimited, or Performance Edition and be enabled for the Translation Workbench.
- To view this object, you must have the “View Setup and Configuration” permission.

### Fields

Field	Details
Language	<p><b>Type</b> string</p> <p><b>Properties</b> Create, Filter, Nillable, Restricted picklist</p> <p><b>Description</b> The language for this translated label.</p>
NamespacePrefix	<p><b>Type</b> string</p>



Field	Details
	<p><b>Properties</b> Filter, Nillable</p> <p><b>Description</b> The namespace prefix that is associated with this object. Each Developer Edition org that creates a managed package has a unique namespace prefix. Limit: 15 characters. You can refer to a component in a managed package by using the <b><i>namespacePrefix__componentName</i></b> notation.</p> <p>The namespace prefix can have one of the following values.</p> <ul style="list-style-type: none"> <li>In Developer Edition orgs, <code>NamespacePrefix</code> is set to the namespace prefix of the org for all objects that support it, unless an object is in an installed managed package. In that case, the object has the namespace prefix of the installed managed package. This field's value is the namespace prefix of the Developer Edition org of the package developer.</li> <li>In orgs that are not Developer Edition orgs, <code>NamespacePrefix</code> is set only for objects that are part of an installed managed package. All other objects have no namespace prefix.</li> </ul>
ParentId	<p><b>Type</b> reference</p> <p><b>Properties</b> Create, Filter, Nillable</p> <p><b>Description</b> The ID of the RecordType associated with the label that is being translated.</p>
Value	<p><b>Type</b> string</p> <p><b>Properties</b> Create, Filter, Nillable, Update</p> <p><b>Description</b> The actual translated label for the record type. Label is <b>Translation</b>.</p>

## Usage

Use this object to translate the labels of your record types into other supported languages.

## RecordVisibility (Pilot)


Represents the visibility attributes that determine a record's read access. This object is read only and is available in API version 46.0 and later.

## Supported Calls

`describeSObjects()`, `query()`

## Special Access Rules

To access this object, you need an Einstein Analytics license or to contact Salesforce to participate in the pilot program. You must also have the “View All Data” or “Enable RecordVisibility API” user permission.

 **Note:** We provide the RecordVisibility object to selected customers through a pilot program that requires agreement to specific terms and conditions. To be nominated to participate in the program, contact Salesforce. Pilot programs are subject to change, and we can’t guarantee acceptance. The RecordVisibility object isn’t generally available unless or until Salesforce announces its general availability in documentation or in press releases or public statements. We can’t guarantee general availability within any particular time frame or at all. Make your purchase decisions only on the basis of generally available products and features. You can provide feedback and suggestions for the RecordVisibility object in the group in the [Trailblazer Community](#).

## Fields

Field Name	Details
<code>RecordId</code>	<p><b>Type</b> picklist</p> <p><b>Properties</b> Filter, Group, Restricted picklist, Sort</p> <p><b>Description</b> The ID of the record.</p>
<code>VisibilityAttribute</code>	<p><b>Type</b> string</p> <p><b>Properties</b> Filter, Nillable, Sort</p> <p><b>Description</b> The visibility attributes that determine the read access of a given record. For example, a user ID, parent record ID, or group ID.  The output of visibility attributes is in JSON format and must be deserialized.</p>

## Usage

Use this object to query the attributes that determine the visibility of one or more records. You can’t create, delete, or update any records using this object.

Up to 200 record IDs can be queried. You can include an `ORDER BY` clause for any field that is being selected in the query.

This sample query returns the visibility attributes for the indicated record.

```
SELECT RecordId, VisibilityAttribute
FROM RecordVisibility
WHERE RecordId=[single ID] // or Record IN [list of IDs]
```

The `RecordId` and `VisibilityAttribute` fields must be a part of the fields that are being selected despite `RecordId` being used in the filter criteria as well.

`RecordVisibility` is a foreign key on the records. This query returns the visibility attributes for Account records:

```
SELECT Id, Name, RecordVisibility.VisibilityAttribute
FROM Account
```

You can't filter `RecordId` fields when using `RecordVisibility` as a lookup or foreign key.

You can use `RecordVisibilityContext` to filter `WITH` clauses in queries. For more information, see [WITH filteringExpression](#) in the *SOQL and SOSL Reference*.


## RedirectWhitelistUrl

Represents a whitelisted URL that users can navigate to without being shown a warning message. This object is available in API version 48.0 and later.

## Supported Calls

`create()`, `delete()`, `describeSObjects()`, `query()`, `retrieve()`, `update()`, `upsert()`

## Fields

Field	Details
DeveloperName	<p><b>Type</b> string</p> <p><b>Properties</b> Create, Filter, Group, Sort, Update</p> <p><b>Description</b> The unique name of the custom help section in the API. This name can contain only underscores and alphanumeric characters and must be unique in your organization. It must begin with a letter, not include spaces, not end with an underscore, and not contain two consecutive underscores. The label corresponds to section title in the user interface. Limit: 80 characters.</p> <p> <b>Note:</b> When creating large sets of data, always specify a unique <code>DeveloperName</code> for each record. If no <code>DeveloperName</code> is specified, performance may slow while Salesforce generates one for each record.</p>
Language	<p><b>Type</b> picklist</p>

Field	Details
	<p><b>Properties</b> Create, Defaulted on create, Filter, Group, Nillable, Restricted picklist, Sort, Update</p> <p><b>Description</b> Language of the label. Possible values are:</p> <ul style="list-style-type: none"> <li>• da—Danish</li> <li>• de—German</li> <li>• en_US—English</li> <li>• es—Spanish</li> <li>• es_MX—Spanish (Mexico)</li> <li>• fi—Finnish</li> <li>• fr—French</li> <li>• it—Italian</li> <li>• ja—Japanese</li> <li>• ko—Korean</li> <li>• nl_NL—Dutch</li> <li>• no—Norwegian</li> <li>• pt_BR—Portuguese (Brazil)</li> <li>• ru—Russian</li> <li>• sv—Swedish</li> <li>• th—Thai</li> <li>• zh_CN—Chinese (Simplified)</li> <li>• zh_TW—Chinese (Traditional)</li> </ul>
MasterLabel	<p><b>Type</b> string</p> <p><b>Properties</b> Create, Filter, Group, Sort, Update</p> <p><b>Description</b> The label of the whitelisted URL.</p>
NamespacePrefix	<p><b>Type</b> string</p> <p><b>Properties</b> Filter, Group, Nillable, Sort</p> <p><b>Description</b> The namespace prefix that is associated with this object. Each Developer Edition org that creates a managed package has a unique namespace prefix. Limit: 15 characters. You can refer to a component in a managed package by using the <b><i>namespacePrefix__componentName</i></b> notation.</p>

Field	Details
	<p>The namespace prefix can have one of the following values.</p> <ul style="list-style-type: none"> <li>In Developer Edition orgs, <code>NamespacePrefix</code> is set to the namespace prefix of the org for all objects that support it, unless an object is in an installed managed package. In that case, the object has the namespace prefix of the installed managed package. This field's value is the namespace prefix of the Developer Edition org of the package developer.</li> <li>In orgs that are not Developer Edition orgs, <code>NamespacePrefix</code> is set only for objects that are part of an installed managed package. All other objects have no namespace prefix.</li> </ul>
<code>Url</code>	<p><b>Type</b> string</p> <p><b>Properties</b> Create, Filter, Group, idLookup, Sort, Update</p> <p><b>Description</b> The whitelisted URL.</p>

## Refund

Represents a refund made against a payment. This object is available in API version 48.0 and later.

## Supported Calls

`create()`, `delete()`, `describeLayout()`, `describeSObjects()`, `getDeleted()`, `getUpdated()`, `query()`, `retrieve()`, `undelete()`, `update()`, `upsert()`

## Special Access Rules

To access Commerce Payments entities, your org must have a Salesforce Order Management license with the Payment Platform org permission activated.

## Fields

Field	Details
<code>AccountId</code>	<p><b>Type</b> reference</p> <p><b>Properties</b> Create, Filter, Group, Nillable, Sort, Update</p> <p><b>Description</b> The customer account containing the payment that this refund targets.</p>

Field	Details
Amount	<p><b>Type</b> currency</p> <p><b>Properties</b> Create, Filter, Sort, Update</p> <p><b>Description</b> Total amount of this refund.</p>
Balance	<p><b>Type</b> currency</p> <p><b>Properties</b> Filter, Nillable, Sort</p> <p><b>Description</b> Remaining balance following refund line applications. Equal to the Amount field – the Net Applied field.</p>
CancellationDate	<p><b>Type</b> dateTime</p> <p><b>Properties</b> Create, Filter, Nillable, Sort, Update</p> <p><b>Description</b> The date that the refund was canceled. This is a required parameter for void services.</p>
CancellationEffectiveDate	<p><b>Type</b> dateTime</p> <p><b>Properties</b> Create, Filter, Nillable, Sort, Update</p> <p><b>Description</b> The date that the cancellation of this refund takes effect.</p>
CancellationGatewayDate	<p><b>Type</b> dateTime</p> <p><b>Properties</b> Create, Filter, Nillable, Sort, Update</p> <p><b>Description</b> The date when the cancellation transaction was processed in the payment gateway.</p>
CancellationGatewayRefNumber	<p><b>Type</b> string</p> <p><b>Properties</b> Create, Filter, Group, Nillable, Sort, Update</p>

Field	Details
	<p><b>Description</b> Unique ID for the cancellation transaction. Generated by the payment gateway.</p>
CancellationGatewayResultCode	<p><b>Type</b> string</p> <p><b>Properties</b> Create, Filter, Group, Nillable, Sort, Update</p> <p><b>Description</b> Gateway-specific result code for the cancellation transaction. Generated by the payment gateway. Must be mapped to a Salesforce-specific result code.</p>
CancellationSfResultCode	<p><b>Type</b> string</p> <p><b>Properties</b> Create, Filter, Group, Nillable, Sort, Update</p> <p><b>Description</b> Salesforce-specific result code that can map to one or more gateway result codes. We recommend configuring the payment gateway adapter layer to map gateway result codes to the appropriate Salesforce result code.</p>
ClientContext	<p><b>Type</b> textarea</p> <p><b>Properties</b> Nillable</p> <p><b>Description</b> Contains caller context for payment APIs. Useful for re-establishing context during an asynchronous payment transaction.</p>
Comments	<p><b>Type</b> textarea</p> <p><b>Properties</b> Create, Filter, Nillable, Sort, Update</p> <p><b>Description</b> Users can add comments to provide additional details about a record. Maximum of 1000 characters.</p>
CurrencyIsoCode	<p><b>Type</b> picklist</p> <p><b>Properties</b> Create, Defaulted on create, Filter, Group, Nillable, Restricted picklist, Sort, Update</p> <p><b>Description</b> Three-letter ISO 4217 currency code associated with the payment group record.</p>

Field	Details
Date	<p><b>Type</b> dateTime</p> <p><b>Properties</b> Create, Defaulted on create, Filter, Nillable, Sort, Update</p> <p><b>Description</b> The date and time that this refund was created.</p>
EffectiveDate	<p><b>Type</b> dateTime</p> <p><b>Properties</b> Create, Filter, Nillable, Sort, Update</p> <p><b>Description</b> Defines the date and time when the refund application becomes effective.</p>
Email	<p><b>Type</b> email</p> <p><b>Properties</b> Create, Filter, Group, Nillable, Sort, Update</p> <p><b>Description</b> Fraud parameter.</p>
GatewayDate	<p><b>Type</b> dateTime</p> <p><b>Properties</b> Create, Filter, Nillable, Sort, Update</p> <p><b>Description</b> The date that a successful gateway communication caused the creation of this refund.</p>
GatewayRefNumber	<p><b>Type</b> string</p> <p><b>Properties</b> Create, Filter, Group, Nillable, Sort, Update</p> <p><b>Description</b> Unique transaction ID created by the payment gateway.</p>
GatewayResultCode	<p><b>Type</b> string</p> <p><b>Properties</b> Create, Filter, Group, Nillable, Sort, Update</p> <p><b>Description</b> Gateway-specific result code. Must be mapped to a Salesforce-specific result code.</p>



Field	Details
GatewayResultCodeDescription	<p><b>Type</b> string</p> <p><b>Properties</b> Create, Filter, Group, Nillable, Sort, Update</p> <p><b>Description</b> Description of the GatewayResultCode. Useful for providing additional context as to why the gateway returned a specific result code.</p>
ImpactAmount	<p><b>Type</b> currency</p> <p><b>Properties</b> Filter, Nillable, Sort</p> <p><b>Description</b> Shows the refund's financial impact against the customer's accounts receivable. Equals the refund's Amount field if the refund amount is valid. Equals 0 when the refund amount is void. Has a null value when the refund is canceled.</p>
IpAddress	<p><b>Type</b> string</p> <p><b>Properties</b> Create, Filter, Group, Nillable, Sort, Update</p> <p><b>Description</b> Fraud parameter.</p>
LastReferencedDate	<p><b>Type</b> dateTime</p> <p><b>Properties</b> Filter, Nillable, Sort</p> <p><b>Description</b> The timestamp for when the current user last viewed a record related to this record.</p>
LastViewedDate	<p><b>Type</b> dateTime</p> <p><b>Properties</b> Filter, Nillable, Sort</p> <p><b>Description</b> The timestamp for when the current user last viewed this record. If this value is null, this record might only have been referenced (LastReferencedDate) and not viewed.</p>
MacAddress	<p><b>Type</b> string</p>

Field	Details
	<p><b>Properties</b> Create, Filter, Group, Nillable, Sort, Update</p> <p><b>Description</b> Fraud parameter.</p>
NetApplied	<p><b>Type</b> currency</p> <p><b>Properties</b> Filter, Nillable, Sort</p> <p><b>Description</b> Equals the Total Applied field – the Total Unapplied field.</p>
OrderPaymentSummaryId	<p><b>Type</b> reference</p> <p><b>Properties</b> Create, Filter, Group, Nillable, Sort, Update</p> <p><b>Description</b> Order payment summary record that shows the balances of each authorization, capture, and refund made against an order.</p>
PaymentGatewayId	<p><b>Type</b> reference</p> <p><b>Properties</b> Create, Filter, Group, Nillable, Sort, Update</p> <p><b>Description</b> The payment gateway used to process this refund.</p>
PaymentGroupId	<p><b>Type</b> reference</p> <p><b>Properties</b> Create, Filter, Group, Nillable, Sort, Update</p> <p><b>Description</b> The payment group for the payment being refunded.</p>
PaymentMethodId	<p><b>Type</b> reference</p> <p><b>Properties</b> Create, Filter, Group, Nillable, Sort, Update</p> <p><b>Description</b> The payment method used to create the payment being refunded.</p>

Field	Details
Phone	<p><b>Type</b> phone</p> <p><b>Properties</b> Create, Filter, Group, Nillable, Sort, Update</p> <p><b>Description</b> Fraud parameter.</p>
ProcessingMode	<p><b>Type</b> picklist</p> <p><b>Properties</b> Create, Filter, Group, Restricted picklist, Sort</p> <p><b>Description</b> Defines whether the payment has been made outside of the payment platform. Possible values are:</p> <ul style="list-style-type: none"> <li>• <code>External</code>: Transactions happened outside of the Salesforce payments platform.</li> <li>• <code>Salesforce</code>: Salesforce made and recorded an external call to the payment gateway.</li> </ul>
RefundNumber	<p><b>Type</b> string</p> <p><b>Properties</b> Autonumber, Defaulted on create, Filter, idLookup, Sort</p> <p><b>Description</b> System-created unique ID for this refund.</p>
SfResultCode	<p><b>Type</b> picklist</p> <p><b>Properties</b> Create, Filter, Group, Nillable, Restricted picklist, Sort, Update</p> <p><b>Description</b> Salesforce-specific result code that can map to one or more gateway result codes. We recommend configuring the payment gateway adapter layer to map gateway result codes to the appropriate Salesforce result code. Possible values are:</p> <ul style="list-style-type: none"> <li>• <code>Decline</code>: The gateway call failed, but it may still work if the transaction is attempted again. For example, the customer had insufficient funds or briefly lost their connection.</li> <li>• <code>Indeterminate</code>: The gateway didn't respond to the call. This response usually happens when Salesforce times out while waiting for a response from the gateway.</li> <li>• <code>PermanentFail</code>: The gateway call failed and won't work even if tried again. Gateway calls fail permanently for one of two reasons: <ul style="list-style-type: none"> <li>– <code>Hard Decline</code>: The customer's payment account has been closed or terminated.</li> <li>– <code>Fraud</code>: The gateway recognized the payment or payment method as known fraud.</li> </ul> </li> </ul>

Field	Details
	<ul style="list-style-type: none"> <li>• <b>RequiresReview:</b> The customer bank requires more information before completing the payment.</li> <li>• <b>Success:</b> The gateway call succeeded.</li> <li>• <b>SystemError:</b> Salesforce ended the payment request before receiving a response. For example, Salesforce lost credentials or access to its server. Salesforce ends payment calls if it doesn't receive a response from the gateway within two minutes.</li> <li>• <b>ValidationError:</b> Customer payment data was incorrect, such as a misspelling in the credit card address or an incorrect CVV.</li> </ul>
Status	<p><b>Type</b> picklist</p> <p><b>Properties</b> Create, Filter, Group, Restricted picklist, Sort, Update</p> <p><b>Description</b> Defines the state of this refund. Possible values are:</p> <ul style="list-style-type: none"> <li>• <b>Canceled:</b> This refund has been voided and can no longer be allocated.</li> <li>• <b>Draft:</b> The refund can be edited before posting it and allocating it to a target.</li> <li>• <b>Processed:</b> This refund has been finalized and can be allocated against a target.</li> </ul> <p>Users can manually change the Status field's values as follows:</p> <ul style="list-style-type: none"> <li>• Draft to Processed</li> <li>• Processed to Canceled</li> <li>• Draft to Canceled</li> </ul>
TotalApplied	<p><b>Type</b> currency</p> <p><b>Properties</b> Filter, Nillable, Sort</p> <p><b>Description</b> The sum of Amount fields across all of this refund's applied refund lines.</p>
TotalUnapplied	<p><b>Type</b> currency</p> <p><b>Properties</b> Filter, Nillable, Sort</p> <p><b>Description</b> The sum of Amount fields across all of this refund's unapplied refund lines.</p>
Type	<p><b>Type</b> picklist</p>

Field	Details
	<p><b>Properties</b> Create, Filter, Group, Restricted picklist, Sort, Update</p> <p><b>Description</b> Defines how this refund is used.</p> <p>Possible values are:</p> <ul style="list-style-type: none"> <li>• <code>NonReferenced</code>: Standalone refund not linked to any payment.</li> <li>• <code>Referenced</code>: Refund made against a payment.</li> </ul>

## RefundLinePayment

A refund line that has been applied to a payment. This object is available in API version 48.0 and later.

### Supported Calls

`create()`, `describeLayout()`, `describeSObjects()`, `getDeleted()`, `getUpdated()`, `query()`, `retrieve()`, `update()`, `upsert()`


### Special Access Rules

To access Commerce Payments entities, your org must have a Salesforce Order Management license with the Payment Platform org permission activated.

### Fields

Field	Details
Amount	<p><b>Type</b> currency</p> <p><b>Properties</b> Create, Filter, Sort</p> <p><b>Description</b> The total amount applied to or unapplied from a payment by the refund line.</p>
AppliedDate	<p><b>Type</b> dateTime</p> <p><b>Properties</b> Create, Filter, Nillable, Sort</p> <p><b>Description</b> The date that the refund was applied to the linked payment.</p>

Field	Details
AssociatedAccountId	<p><b>Type</b> reference</p> <p><b>Properties</b> Create, Filter, Group, Nillable, Sort</p> <p><b>Description</b> The account for the payment that received the refund.</p>
AssociatedRefundLinePaymentId	<p><b>Type</b> reference</p> <p><b>Properties</b> Create, Filter, Group, Nillable, Sort</p> <p><b>Description</b> The refundLine that was unapplied. Populated only when RefundLinePayment's Type has a value of Unapplied.</p>
Comments	<p><b>Type</b> textarea</p> <p><b>Properties</b> Create, Filter, Nillable, Sort, Update</p> <p><b>Description</b> Users can add comments to provide additional information on the refund line payment.</p>
Date	<p><b>Type</b> dateTime</p> <p><b>Properties</b> Create, Filter, Nillable, Sort</p> <p><b>Description</b> By default, the day the refund line payment record was created. Users can also enter a different date.</p>
EffectiveDate	<p><b>Type</b> dateTime</p> <p><b>Properties</b> Create, Filter, Nillable, Sort</p> <p><b>Description</b> Defines the date and time when the refund line application or unapplication becomes effective.</p>
EffectiveImpactAmount	<p><b>Type</b> currency</p> <p><b>Properties</b> Filter, Nillable, Sort</p>

Field	Details
	<p><b>Description</b></p> <p>Shows how this payment refund line impacts a customer's accounts receivable. This value is positive when RefundLinePayment's Type field is Applied, and negative when RefundLinePayment's Type is Unapplied. If there's an unapplied line related to this record, EffectivImpactAmount has a value of 0.</p> <p> <b>Note:</b> EffectivImpactAmount evaluates only the applied and unapplied line pair. Therefore, the effective impact amount could be different for different lines within the same refund.</p>
HasBeenUnapplied	<p><b>Type</b></p> <p>picklist</p> <p><b>Properties</b></p> <p>Create, Filter, Group, Restricted picklist, Sort</p> <p><b>Description</b></p> <p>Shows whether this refund line has been unapplied.</p> <p>Possible values are:</p> <ul style="list-style-type: none"> <li>No</li> </ul>
ImpactAmount	<p><b>Type</b></p> <p>currency</p> <p><b>Properties</b></p> <p>Filter, Nillable, Sort</p> <p><b>Description</b></p> <p>Shows how this payment refund line impacts a customer's accounts receivable. This value is positive when RefundLinePayment's Type field is Applied, and negative when RefundLinePayment's Type is Unapplied.</p>
PaymentBalance	<p><b>Type</b></p> <p>currency</p> <p><b>Properties</b></p> <p>Filter, Nillable, Sort</p> <p><b>Description</b></p> <p>The payment record's balance following the application or unapplication of this refund line.</p>
PaymentId	<p><b>Type</b></p> <p>reference</p> <p><b>Properties</b></p> <p>Create, Filter, Group, Sort</p> <p><b>Description</b></p> <p>The payment record that this refund line targets. Refund applications and unapplications are made against this payment.</p>

Field	Details
RefundBalance	<p><b>Type</b> currency</p> <p><b>Properties</b> Filter, Nillable, Sort</p> <p><b>Description</b> The refund record's balance following the application or unapplication of this payment refund line.</p>
RefundId	<p><b>Type</b> reference</p> <p><b>Properties</b> Create, Filter, Group, Sort</p> <p><b>Description</b> The parent refund of this refund line.</p>
RefundLinePaymentNumber	<p><b>Type</b> string</p> <p><b>Properties</b> Autonumber, Defaulted on create, Filter, idLookup, Sort</p> <p><b>Description</b> System-created unique ID for this refund line.</p>
Type	<p><b>Type</b> picklist</p> <p><b>Properties</b> Create, Filter, Group, Restricted picklist, Sort</p> <p><b>Description</b> Defines whether this line represents a refund that's been applied or unapplied from a payment. Possible values are:</p> <ul style="list-style-type: none"> <li>• Applied</li> </ul>
UnappliedDate	<p><b>Type</b> dateTime</p> <p><b>Properties</b> Create, Filter, Nillable, Sort</p> <p><b>Description</b> The date that this refund line was unapplied from a payment.</p>

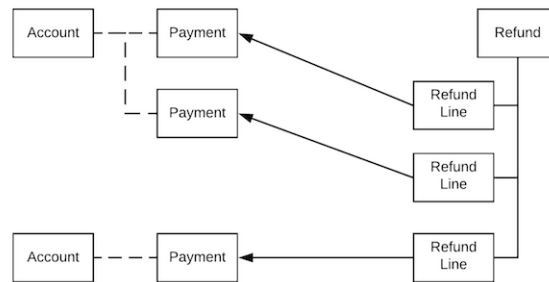


## Usage

When you're ready to apply a refund's balance to a payment, create a refund line (`RefundLinePayment`). The refund line represents the balance taken from the payment and applied toward the invoice. You can apply a refund's balance when you create the refund record or afterward. The refund line must have the same currency as the parent refund.

A refund has an amount, which represents the total amount taken from the refund, and a balance, which represents the remaining amount after the refund line has been applied to a payment. A refund's amount can't be less than the sum of all of its refund line amounts. You can apply any portion of a refund's balance to a payment.

You can apply a refund to transactions on the same account or to different transactions across different



accounts.

## RegisteredExternalService

Represents a registered external service used for checkout integrations by data integrators. This object is available in API version 49.0 and later.

## Supported Calls

`create()`, `delete()`, `describeSObjects()`, `query()`, `retrieve()`, `update()`, `upsert()`

## Special Access Rules

The `RegisteredExternalService` object is available only if the B2B Commerce on Lightning Experience license is enabled.

## Fields

Field	Details
DeveloperName	<p><b>Type</b> string</p> <p><b>Properties</b> Create, Filter, Group, Sort, Update</p> <p><b>Description</b> The name of the external service developer.</p>

Field	Details
ExternalServiceProviderId	<p><b>Type</b> reference</p> <p><b>Properties</b> Create, Filter, Group, Sort, Update</p> <p><b>Description</b> The unique ID of the external service provider.</p>
ExternalServiceProviderType	<p><b>Type</b> picklist</p> <p><b>Properties</b> Create, Filter, Group, Restricted picklist, Sort, Update</p> <p><b>Description</b> The types of external service providers. Possible values are:</p> <ul style="list-style-type: none"> <li>• Inventory</li> <li>• Price</li> <li>• Shipment</li> <li>• Tax</li> </ul>
Language	<p><b>Type</b> picklist</p> <p><b>Properties</b> Create, Defaulted on create, Filter, Group, Nillable, Restricted picklist, Sort, Update</p> <p><b>Description</b> The supported languages. Possible values are:</p> <ul style="list-style-type: none"> <li>• da—Danish</li> <li>• de—German</li> <li>• en_US—English</li> <li>• es—Spanish</li> <li>• es_MX—Spanish (Mexico)</li> <li>• fi—Finnish</li> <li>• fr—French</li> <li>• it—Italian</li> <li>• ja—Japanese</li> <li>• ko—Korean</li> <li>• nl_NL—Dutch</li> <li>• no—Norwegian</li> <li>• pt_BR—Portuguese (Brazil)</li> </ul>

Field	Details
	<ul style="list-style-type: none"> <li>• ru—Russian</li> <li>• sv—Swedish</li> <li>• th—Thai</li> <li>• zh_CN—Chinese (Simplified)</li> <li>• zh_TW—Chinese (Traditional)</li> </ul>
MasterLabel	<p><b>Type</b> string</p> <p><b>Properties</b> Create, Filter, Group, Sort, Update</p> <p><b>Description</b> The master label for the external service.</p>

## RemoteKeyCalloutEvent

The documentation has moved to [RemoteKeyCalloutEvent](#) in the *Platform Events Developer Guide*.

## Reply

Represents a reply that a user has submitted to a question in an answers community.

## Supported Calls

`create()`, `delete()`, `describeLayout()`, `describeSObjects()`, `getDeleted()`, `getUpdated()`, `query()`, `retrieve()`, `search()`, `undelete()`, `update()`, `upsert()`

## Fields

Field	Details
Body	<p><b>Type</b> textarea</p> <p><b>Properties</b> Create, Update</p> <p><b>Description</b> Body of this reply.</p>
CommunityId	<p><b>Type</b> reference</p>

Field	Details
	<p><b>Properties</b> Filter, Group, Nillable, Sort</p> <p><b>Description</b> The zone ID associated with the question and its reply. This field is available in API version 27.0 and later.</p>
CreatorFullPhotoUrl	<p><b>Type</b> string</p> <p><b>Properties</b> Filter, Group, Nillable, Sort</p> <p><b>Description</b> URL of the user's profile photo from the feed. Chatter Answers must be enabled to view this field. This field is available in API version 26.0 and later.</p>
CreatorName	<p><b>Type</b> string</p> <p><b>Properties</b> Filter, Group, Nillable, Sort</p> <p><b>Description</b> Name of the user who posted the question or reply. Only the first name of internal users (agents) appears to portal users in the feed. Chatter Answers must be enabled to view this field. This field is available in API version 26.0 and later.</p>
CreatorSmallPhotoUrl	<p><b>Type</b> string</p> <p><b>Properties</b> Filter, Group, Nillable, Sort</p> <p><b>Description</b> URL of the user's thumbnail photo from the feed. Chatter Answers must be enabled to view this field. This field is available in API version 26.0 and later.</p>
DownVotes	<p><b>Type</b> int</p> <p><b>Properties</b> Filter, Group, Nillable, Sort</p> <p><b>Description</b> The total number of down votes for a reply.</p>
Name	<p><b>Type</b> string</p>

Field	Details
	<p><b>Properties</b> Filter, Group, idLookup, Sort</p> <p><b>Description</b> When creating a Reply, the Name field is automatically populated with a truncated, plain text version of the Reply Body field.</p>
NumReportAbuses	<p><b>Type</b> int</p> <p><b>Properties</b> Filter, Group, Nillable, Sort</p> <p><b>Description</b> Represents the number of reported abuses on the reply by users.  This field is available in API version 24.0 and later.</p>
QuestionId	<p><b>Type</b> reference</p> <p><b>Properties</b> Create, Filter, Group, Sort</p> <p><b>Description</b> ID of the Question to which this reply was made.</p>
UpVotes	<p><b>Type</b> int</p> <p><b>Properties</b> Filter, Group, Nillable, Sort</p> <p><b>Description</b> The total number of up votes for a reply.</p>
VoteTotal	<p><b>Type</b> double</p> <p><b>Properties</b> Filter, Nillable, Sort</p> <p><b>Description</b> The total number of all votes for a reply, including up and down votes.</p>

## Usage

Use this object to track replies to a Question.

## ReplyReportAbuse

---

Represents a user-reported abuse on a Reply in a Chatter Answers community. This object is available in API version 24.0 and later.

### Supported Calls

`create()`, `describeSObjects()`, `getDeleted()`, `getUpdated()`, `query()`, `retrieve()`

### Fields

Field	Details
Name	<p><b>Type</b> string</p> <p><b>Properties</b> Autonumber, Defaulted on create, Filter, idLookup, Sort</p> <p><b>Description</b> The name of the Reply from which the user reported abuse.</p>
Reason	<p><b>Type</b> picklist</p> <p><b>Properties</b> Create, Filter, Group, Restricted picklist, Sort</p> <p><b>Description</b> The reason the user reported abuse on the Reply, such as <code>Spam</code>, <code>Hateful</code>, or <code>Inappropriate</code>.</p>
ReplyId	<p><b>Type</b> reference</p> <p><b>Properties</b> Create, Filter, Group, Sort</p> <p><b>Description</b> The ID of the Reply from which the user reported abuse.</p>

### Usage

Use this object to track user-reported abuse on replies created in a Chatter Answers community.

### ReplyText

---

A text reply generated by Einstein Reply Recommendations that is based on closed chat transcripts. Admins review replies and publish them to quick text, editing them as needed. Einstein recommends relevant published replies to support agents in the Lightning Service Console, and agents can insert replies into chats or messaging sessions. This object is available in API version 49.0 and later.

**Important:** Because the replies generated by Einstein are taken from closed chats with your customers, they may contain customer data. You can edit replies before they are recommended to agents.

## Supported Calls

`delete()`, `describeLayout()`, `describeSObjects()`, `getDeleted()`, `getUpdated()`, `query()`, `retrieve()`, `update()`

## Fields

Field	Details
Name	<p><b>Type</b> string</p> <p><b>Properties</b> Autonumber, Defaulted on create, Filter, idLookup, Sort</p> <p><b>Description</b> Eight-digit auto-generated number identifying the reply.</p>
RawTextMessage	<p><b>Type</b> textarea</p> <p><b>Properties</b></p> <p><b>Description</b> The text of the reply.</p>
Source	<p><b>Type</b> picklist</p> <p><b>Properties</b> Filter, Group, Restricted picklist, Sort</p> <p><b>Description</b> Indicates who last modified the reply. Possible values are:</p> <ul style="list-style-type: none"> <li>• <code>EINSTEIN_GENERATED</code>—Reply was generated by Einstein and has not been edited.</li> <li>• <code>USER_EDITED</code>—Reply was generated by Einstein and then edited by a user.</li> <li>• <code>USER_GENERATED</code>—This value is not currently in use.</li> </ul>
Status	<p><b>Type</b> picklist</p> <p><b>Properties</b> Filter, Group, Restricted picklist, Sort</p> <p><b>Description</b> The status of the reply. Possible values are:</p>

Field	Details
	<ul style="list-style-type: none"> <li>• <b>NEW</b>—Einstein has generated the reply and it hasn't yet been published.</li> <li>• <b>PUBLISHED</b>—The reply has been published to quick text. When the reply recommendation model is activated, the reply can be recommended to support agents.</li> <li>• <b>PUBLISH_FAILED</b>— An attempt to publish the reply to quick text failed. Publishing failure can be due to validation errors, access errors, or corrupted files. To hide the reply from the list of generated replies, delete it.</li> </ul>

## Usage

To get started with Einstein Reply Recommendations, create a predictive model that analyzes closed chats for frequently used text snippets. When the model is ready, Einstein generates a list of these snippets as ReplyText records for you to review and publish, or convert, to quick text. ReplyText records appear on the Einstein Reply Recommendations Setup page.

You can select one or more replies to publish at a time. If you publish a single reply, you can edit the reply text during publishing. If you publish multiple replies at once, you can edit each reply's text on the quick text page after publishing is complete. Replies aren't recommended to support agents until you activate your reply recommendation model.

When a reply is published, a corresponding [QuickText](#) record is created. During publishing, select a quick text folder to add the replies to and make sure that agents have access to the folder. To edit a reply after it is published, edit the related quick text record.

Einstein generates the list of replies only once, when your model finishes building. It's not possible to generate a new list.

### Copyright

Rights of ALBERT EINSTEIN are used with permission of The Hebrew University of Jerusalem. Represented exclusively by Greenlight.

## Report

Represents a report, a set of data that meets certain criteria, displayed in an organized way. Access is read-only. This object is available in API version 20.0 and later.


## Supported Calls

`describeSObjects()`, `query()`, `retrieve()`, `search()`

## Fields

Field	Details
Description	<p><b>Type</b> string</p> <p><b>Properties</b> Filter, Group, Nillable, Sort</p> <p><b>Description</b> The description of the report. Limit: 255 characters.</p>



Field	Details
DeveloperName	<p><b>Type</b> string</p> <p><b>Properties</b> Filter, Group, Sort</p> <p><b>Description</b> Required. The unique name of the object in the API. This name can contain only underscores and alphanumeric characters, and must be unique in your org. It must begin with a letter, not include spaces, not end with an underscore, and not contain two consecutive underscores. In managed packages, this field prevents naming conflicts on package installations. With this field, a developer can change the object's name in a managed package and the changes are reflected in a subscriber's organization. Label is <b>Report Unique Name</b>.</p> <p> <b>Note:</b> When creating large sets of data, always specify a unique <code>DeveloperName</code> for each record. If no <code>DeveloperName</code> is specified, performance may slow while Salesforce generates one for each record.</p>
FolderName	<p><b>Type</b> string</p> <p><b>Properties</b> Filter, Nillable, Sort</p> <p><b>Description</b> Name of the folder that contains the report. Available in API version 35.0 and later.</p>
Format	<p><b>Type</b> picklist</p> <p><b>Properties</b> Defaulted on create, Filter, Group, Restricted picklist, Sort</p> <p><b>Description</b> Required. Indicates the format of the report. This field is available in API version 29.0 and later. Can have one of these values:</p> <ul style="list-style-type: none"> <li>• <b>Tabular</b> for reports in that format. In the application, the label is <code>Tabular</code>.</li> <li>• <b>Summary</b> for reports in that format. In the application, the label is <code>Summary</code>.</li> <li>• <b>Matrix</b> for reports in that format. In the application, the label is <code>Matrix</code>.</li> <li>• <b>Multiblock</b> for reports in joined format. In the application, the label is <code>Joined</code>.</li> </ul>
IsDeleted	<p><b>Type</b> boolean</p> <p><b>Properties</b> Defaulted on create, Filter</p> <p><b>Description</b> Indicates whether the object has been moved to the Recycle Bin (<code>true</code>) or not (<code>false</code>). Label is <b>Deleted</b>.</p>

Field	Details
LastReferencedDate	<p><b>Type</b> datetime</p> <p><b>Properties</b> Filter, Nillable, Sort</p> <p><b>Description</b> The timestamp for when the current user last viewed a record related to this record.</p>
LastRunDate	<p><b>Type</b> dateTime</p> <p><b>Properties</b> Filter, Nillable, Sort</p> <p><b>Description</b> Returns the date the report was last run. Label is <b>Last Run</b>.</p>
LastViewedDate	<p><b>Type</b> datetime</p> <p><b>Properties</b> Filter, Nillable, Sort</p> <p><b>Description</b> The timestamp for when the current user last viewed this record. If this value is null, this record might only have been referenced (<code>LastReferencedDate</code>) and not viewed.</p>
Name	<p><b>Type</b> string</p> <p><b>Properties</b> Filter, Group, idLookup, Sort</p> <p><b>Description</b> Required. The report label used in the user interface.</p>
NamespacePrefix	<p><b>Type</b> string</p> <p><b>Properties</b> Filter, Group, Nillable, Sort</p> <p><b>Description</b> The namespace prefix that is associated with this object. Each Developer Edition org that creates a managed package has a unique namespace prefix. Limit: 15 characters. You can refer to a component in a managed package by using the <b><code>namespacePrefix__componentName</code></b> notation.</p> <p>The namespace prefix can have one of the following values.</p> <ul style="list-style-type: none"> <li>In Developer Edition orgs, <code>NamespacePrefix</code> is set to the namespace prefix of the org for all objects that support it, unless an object is in an installed managed package. In that case, the object has the namespace prefix of the installed managed package. This</li> </ul>

Field	Details
	<p>field's value is the namespace prefix of the Developer Edition org of the package developer.</p> <ul style="list-style-type: none"> <li>In orgs that are not Developer Edition orgs, <code>NamespacePrefix</code> is set only for objects that are part of an installed managed package. All other objects have no namespace prefix.</li> </ul> <p>This field can't be accessed unless the logged-in user has the Customize Application permission.</p>
OwnerId	<p><b>Type</b> reference</p> <p><b>Properties</b> Filter, Group, Sort</p> <p><b>Description</b> The ID of the user who currently owns this report.</p>

## Supported Query Scopes

Use these scopes to help specify the data your SOQL query returns.

### allPrivate

Records saved in all users' private folders.

Requires the user permission "Manage All Private Reports and Dashboards" and [Enhanced Analytics Folder Sharing](#). If your organization was created after the Summer '13 release, you already have Enhanced Analytics Folder Sharing. Available in API version 36.0 and later.

### created

Records created by the user running the query.

### everything

All records except records saved in other users' private folders.

### mine

Records saved in the private folder of the user running the query.

### organizationOwned

Records saved in Unfiled Public Reports. In Lightning Experience, the Unfiled Public Reports folder is called Public Reports.

## Usage

Use the report object to get report metadata. Query, search, or retrieve specific metadata on reports. Report object fields are read-only.

## Example: Reports with "Sales" in Their Name

This SOQL query returns reports that contain the name "Sales" and lists their developer names, format, ID, and report name.

```
SELECT DeveloperName,Format,Id,Name FROM Report WHERE Name LIKE '%Sales%'
```

## Example: Reports in an Inactive User's Private Folder

This SOQL query returns reports saved in a specific user's private folder.

```
SELECT Id FROM Report USING SCOPE allPrivate WHERE OwnerId = '005A0000000Bc2deFG'
```

## Associated Objects

This object has the following associated objects. Unless noted, they are available in the same API version as this object.

### ReportFeed

Feed tracking is available for the object.

SEE ALSO:

[ReportTag](#)

[Dashboard](#)

## ReportTag

---

Associates a word or short phrase with a Report. This object is available in API version 20.0 and later.

## Supported Calls

`create()`, `delete()`, `describeSObjects()`, `query()`, `retrieve()`

## Fields

Field Name	Details
ItemId	<p><b>Type</b> reference</p> <p><b>Properties</b> Create, Filter</p> <p><b>Description</b> ID of the tagged item.</p>
Name	<p><b>Type</b> string</p> <p><b>Properties</b> Create, Filter</p> <p><b>Description</b> Name of the tag. If this value does not already exist, a new TagDefinition is created and becomes the parent of this Tag object. Otherwise, a TagDefinition with the same name becomes the parent of this Tag object. Parent relationships are created automatically.</p>

Field Name	Details
TagDefinitionId	<p><b>Type</b> reference</p> <p><b>Properties</b> Filter</p> <p><b>Description</b> ID of the parent TagDefinition object that owns the tag.</p>
Type	<p><b>Type</b> picklist</p> <p><b>Properties</b> Create, Filter, Restricted picklist</p> <p><b>Description</b> Defines the visibility of a tag.</p> <p>Valid values:</p> <ul style="list-style-type: none"> <li>• <code>Public</code>—The tag can be viewed and manipulated by all users in an organization.</li> <li>• <code>Personal</code>—The tag can be viewed or manipulated only by a user with a matching <code>OwnerId</code>.</li> </ul>

## Usage

ReportTag stores the relationship between its parent TagDefinition and the Report being tagged. Tag objects act as metadata, allowing users to describe and organize their data.

When a tag is deleted, its parent TagDefinition will also be deleted if the name is not being used; otherwise, the parent remains. Deleting a TagDefinition sends it to the Recycle Bin, along with any associated tag entries.

SEE ALSO:

[Report](#)

## ReputationLevel

Represents a reputation level defined for a community. This object is available in API version 32.0 and later.

## Supported Calls

`describeSObjects()`, `query()`, `retrieve()`

## Special Access Rules

This object is available only if Salesforce Communities is enabled in your organization. Only users with permissions to create or manage a community can view the ReputationPointsRule records.

## Fields

Field Name	Details
Label	<p><b>Type</b> string</p> <p><b>Properties</b> Filter, Group, Nillable, Sort</p> <p><b>Description</b> The label for the reputation level.</p>
LevelNumber	<p><b>Type</b> int</p> <p><b>Properties</b> Filter, Group, Sort</p> <p><b>Description</b> The rank of the reputation level.</p>
ParentId	<p><b>Type</b> reference</p> <p><b>Properties</b> Filter, Group, Sort</p> <p><b>Description</b> The ID of the parent community (network) the reputation level applies to.</p>
Threshold	<p><b>Type</b> double</p> <p><b>Properties</b> Filter, Sort</p> <p><b>Description</b> The lower limit of reputation points associated with this reputation level. The maximum number of reputation points a user can accrue is 999,999,999,999,999.</p>

## ReputationLevelLocalization

Represents the translated value of a reputation level. Reputation level localization only applies for reputation levels in communities. This object is available in API version 35.0 and later.

### Supported Calls

`create()`, `delete()`, `describeSObjects()`, `getDeleted()`, `getUpdated()`, `query()`, `retrieve()`, `update()`, `upsert()`

## Special Access Rules

This object is available only if Salesforce Communities is enabled in your organization and reputation is enabled in your community.

## Fields

Field Name	Details
Language	<p><b>Type</b> picklist</p> <p><b>Properties</b> Create, Filter, Group, Restricted picklist, Sort</p> <p><b>Description</b> The language the reputation level is translated into. The picklist contains the following fully-supported languages:</p> <ul style="list-style-type: none"> <li>• Chinese (Simplified): zh_CN</li> <li>• Chinese (Traditional): zh_TW</li> <li>• Danish: da</li> <li>• Dutch: nl_NL</li> <li>• English: en_US</li> <li>• Finnish: fi</li> <li>• French: fr</li> <li>• German: de</li> <li>• Italian: it</li> <li>• Japanese: ja</li> <li>• Korean: ko</li> <li>• Norwegian: no</li> <li>• Portuguese (Brazil): pt_BR</li> <li>• Russian: ru</li> <li>• Spanish: es</li> <li>• Spanish (Mexico): es_MX Spanish (Mexico) defaults to Spanish for customer-defined translations.</li> <li>• Swedish: sv</li> <li>• Thai: th The Salesforce user interface is fully translated to Thai, but Help is in English.</li> </ul>
NamespacePrefix	<p><b>Type</b> string</p> <p><b>Properties</b> Filter, Group, Nillable, Sort</p>

Field Name	Details
	<p><b>Description</b></p> <p>The namespace prefix that is associated with this object. Each Developer Edition org that creates a managed package has a unique namespace prefix. Limit: 15 characters. You can refer to a component in a managed package by using the <b><i>namespacePrefix__componentName</i></b> notation.</p> <p>The namespace prefix can have one of the following values.</p> <ul style="list-style-type: none"> <li>In Developer Edition orgs, <code>NamespacePrefix</code> is set to the namespace prefix of the org for all objects that support it, unless an object is in an installed managed package. In that case, the object has the namespace prefix of the installed managed package. This field's value is the namespace prefix of the Developer Edition org of the package developer.</li> <li>In orgs that are not Developer Edition orgs, <code>NamespacePrefix</code> is set only for objects that are part of an installed managed package. All other objects have no namespace prefix.</li> </ul>
ParentId	<p><b>Type</b> reference</p> <p><b>Properties</b> Create, Filter, Group, Sort</p> <p><b>Description</b> The ID of the reputation level this translated value applies to.</p>
Value	<p><b>Type</b> string</p> <p><b>Properties</b> Create, Filter, Sort, Update</p> <p><b>Description</b> The translated text for the reputation level. Label is <b>Translation Text</b>.</p>

## ReputationPointsRule

Represents the reputation point rules for a community. Each rule specifies an action that community members can earn points from and the points associated with those actions in a particular community. This object is available in API version 32.0 and later.

### Supported Calls

`describeSObjects()`, `query()`, `retrieve()`



## Special Access Rules

This object is available only if Salesforce Communities is enabled in your organization. Only users with permissions to create or manage a community can view the ReputationPointsRule records.

## Fields

Field Name	Details
ParentId	<p><b>Type</b> reference</p> <p><b>Properties</b> Filter, Group, Sort</p> <p><b>Description</b> The ID of the parent community (network) that the point rule applies to.</p>
Points	<p><b>Type</b> int</p> <p><b>Properties</b> Filter, Group, Sort</p> <p><b>Description</b> The reputation points associated with the member action this rule is for. The maximum value this field can contain is 999,999.</p>
Type	<p><b>Type</b> picklist</p> <p><b>Properties</b> Filter, Group, Restricted picklist, Sort</p> <p><b>Description</b> The member action associated with this rule, limited to one of these actions:</p> <ul style="list-style-type: none"> <li>• Write a post (<code>FeedItemWriteAPost</code>)</li> <li>• Write a comment (<code>FeedItemWriteAComment</code>)</li> <li>• Receive a comment (<code>FeedItemReceiveAComment</code>)</li> <li>• Like something (<code>FeedItemLikeSomething</code>)</li> <li>• Receive a like (<code>FeedItemReceiveALike</code>)</li> <li>• Share a post (<code>FeedItemShareAPost</code>)</li> <li>• Someone shares your post (<code>FeedItemSomeoneSharesYourPost</code>)</li> <li>• Mention someone (<code>FeedItemMentionSomeone</code>)</li> <li>• Receive a mention (<code>FeedItemReceiveAMention</code>)</li> <li>• Ask a question (<code>FeedItemPostQuestion</code>)</li> <li>• Answer a question (<code>FeedItemAnswerAQuestion</code>)</li> <li>• Receive an answer (<code>FeedItemReceiveAnAnswer</code>)</li> </ul>

Field Name	Details
	<ul style="list-style-type: none"> <li>• Mark an answer as best (<code>FeedItemMarkAnswerAsBest</code>)</li> <li>• Someone marks your answer as best (<code>FeedItemYourAnswerMarkedBest</code>)</li> <li>• Endorse someone for knowledge on a topic (<code>EndorseSomeoneForKnowledgeOnATopic</code>)</li> <li>• Someone endorses you for knowledge on a topic (<code>EndorsedForKnowledgeOnATopic</code>)</li> <li>• Upload a profile picture (<code>ProfilePhotoUpload</code>) This action is available in API version 45.0 and later.</li> </ul>

## ResourceAbsence

Represents a time period in which a service resource is unavailable to work in Field Service Lightning and Lightning Scheduler. This object is available in API version 38.0 and later.

## Supported Calls


`create()`, `delete()`, `describeLayout()`, `describeSObjects()`, `getDeleted()`, `getUpdated()`, `query()`, `retrieve()`, `search()`, `update()`, `upsert()`



## Special Access Rules

Field Service Lightning must be enabled.

## Fields

Field Name	Details
<code>AbsenceNumber</code>	<p><b>Type</b> string</p> <p><b>Properties</b> Autonumber, Defaulted on create, Filter, Sort</p> <p><b>Description</b> (Read only) An auto-generated number identifying the absence.</p>
<code>Address</code>	<p><b>Type</b> address</p> <p><b>Properties</b> Filter, Nillable</p> <p><b>Description</b> The compound form of the address associated with the absence.</p>

Field Name	Details
City	<p><b>Type</b> string</p> <p><b>Properties</b> Create, Filter, Group, Nillable, Sort, Update</p> <p><b>Description</b> The city of the address associated with the absence. Maximum length is 40 characters.</p>
Country	<p><b>Type</b> string</p> <p><b>Properties</b> Create, Filter, Group, Nillable, Sort, Update</p> <p><b>Description</b> The country of the address associated with the absence. Maximum length is 80 characters.</p>
Description	<p><b>Type</b> textarea</p> <p><b>Properties</b> Create, Nillable, Update</p> <p><b>Description</b> The description of the absence.</p>
End	<p><b>Type</b> dateTime</p> <p><b>Properties</b> Create, Filter, Sort, Update</p> <p><b>Description</b> The date and time when the absence ends.</p>
GeocodeAccuracy	<p><b>Type</b> picklist</p> <p><b>Properties</b> Create, Filter, Group, Nillable, Restricted picklist, Sort, Update</p> <p><b>Description</b> The level of accuracy of a location's geographical coordinates compared with its physical address. Usually provided by a geocoding service based on the address's latitude and longitude coordinates.</p> <p> <b>Note:</b> This field is available in the API only.</p>

Field Name	Details
LastReferencedDate	<p><b>Type</b> dateTime</p> <p><b>Properties</b> Filter, Nillable, Sort</p> <p><b>Description</b> The date when the resource absence was last modified. Its label in the user interface is <code>Last Modified Date</code>.</p>
LastViewedDate	<p><b>Type</b> dateTime</p> <p><b>Properties</b> Filter, Nillable, Sort</p> <p><b>Description</b> The date when the resource absence was last viewed.</p>
Latitude	<p><b>Type</b> double</p> <p><b>Properties</b> Create, Filter, Nillable, Sort, Update</p> <p><b>Description</b> Used with <code>Longitude</code> to specify the precise geolocation of the address associated with the absence. Acceptable values are numbers between <code>-90</code> and <code>90</code> with up to 15 decimal places.</p> <p> <b>Note:</b> This field is available in the API only.</p>
Longitude	<p><b>Type</b> double</p> <p><b>Properties</b> Create, Filter, Nillable, Sort, Update</p> <p><b>Description</b> Used with <code>Latitude</code> to specify the precise geolocation of the address associated with the absence. Acceptable values are numbers between <code>-180</code> and <code>180</code> with up to 15 decimal places.</p> <p> <b>Note:</b> This field is available in the API only.</p>
Postal Code	<p><b>Type</b> string</p> <p><b>Properties</b> Create, Filter, Group, Nillable, Sort, Update</p>

Field Name	Details
	<p><b>Description</b> The postal code of the address associated with the absence. Maximum length is 20 characters.</p>
ResourceId	<p><b>Type</b> reference</p> <p><b>Properties</b> Create, Filter, Group, Sort</p> <p><b>Description</b> The absent service resource.</p>
Start	<p><b>Type</b> dateTime</p> <p><b>Properties</b> Create, Filter, Sort, Update</p> <p><b>Description</b> The date and time when the absence begins.</p>
State	<p><b>Type</b> string</p> <p><b>Properties</b> Create, Filter, Group, Nillable, Sort, Update</p> <p><b>Description</b> The state of the address associated with the absence. Maximum length is 80 characters.</p>
Street	<p><b>Type</b> textarea</p> <p><b>Properties</b> Create, Filter, Group, Nillable, Sort, Update</p> <p><b>Description</b> The street number and name of the address associated with the absence.</p>
Type	<p><b>Type</b> picklist</p> <p><b>Properties</b> Create, Defaulted on create, Filter, Group, Sort, Update</p> <p><b>Description</b> The type of absence: <i>Meeting, Training, Medical, or Vacation</i>. The default value is <i>Vacation</i>. You can add custom values if needed, but the name <i>Break</i> is reserved for the managed package.</p>

## Usage

Resource absences you define periods of time when a service resource is unavailable to work. Unless you're using the Field Service Lightning managed package, service resources can still be assigned to appointments that conflict with their absences.



**Tip:** Create a trigger that sends an approval request to a supervisor when a service resource creates an absence.

If you're not using the Field Service Lightning managed package, a calendar view isn't available for individual service resources.

## Associated Objects

This object has the following associated objects. Unless noted, they are available in the same API version as this object.

### ResourceAbsenceFeed

Feed tracking is available for the object.

### ResourceAbsenceHistory

History is available for tracked fields of the object.

## ResourcePreference

---

Represents an account's preference for a specified service resource on field service work.

Resource preferences indicate which service resources should be assigned to field service work. You can designate service resources as preferred, required, or excluded on specific accounts or work orders. Work orders inherit their associated account's resource preferences.

## Supported Calls

`create()`, `delete()`, `describeLayout()`, `describeSObjects()`, `getDeleted()`, `getUpdated()`, `query()`, `retrieve()`, `update()`, `upsert()`

## Special Access Rules

Field Service Lightning must be enabled.

## Fields

Field Name	Details
LastReferencedDate	<p><b>Type</b> dateTime</p> <p><b>Properties</b> Filter, Nillable, Sort</p> <p><b>Description</b> The date when the resource preference was last modified.</p>
LastViewedDate	<p><b>Type</b> dateTime</p>

Field Name	Details
	<p><b>Properties</b> Filter, Nillable, Sort</p> <p><b>Description</b> The date when the resource preference was last viewed.</p>
PreferenceType	<p><b>Type</b> picklist</p> <p><b>Properties</b> Create, Defaulted on create, Filter, Group, Restricted picklist, Sort, Update</p> <p><b>Description</b> Resource preference type. Values include:</p> <ul style="list-style-type: none"> <li>• Preferred: Indicates that the customer would like their field service work assigned to the resource</li> <li>• Required: Indicates that the resource must be assigned to the customer's field service work</li> <li>• Excluded: Indicates that the customer does not want their field service work assigned to the resource</li> </ul> <p>Resource preferences serve more as a suggestion than a requirement. You can still assign a service appointment to any resource regardless of the related work order's resource preferences.</p>
RelatedRecordId	<p><b>Type</b> reference</p> <p><b>Properties</b> Create, Filter, Group, Sort</p> <p><b>Description</b> The work order or account with the resource preference.</p>
ResourcePreferenceNumber	<p><b>Type</b> string</p> <p><b>Properties</b> Autonumber, Defaulted on create, Filter, Sort</p> <p><b>Description</b> An auto-generated number identifying the resource preference.</p>
ServiceResourceId	<p><b>Type</b> reference</p> <p><b>Properties</b> Create, Filter, Group, Sort, Update</p> <p><b>Description</b> The service resource that is preferred, required, or excluded.</p>

## Associated Objects

This object has the following associated objects. Unless noted, they are available in the same API version as this object.

### ResourcePreferenceFeed

Feed tracking is available for the object.

### ResourcePreferenceHistory

History is available for tracked fields of the object.

## ReturnOrder

---

Represents the return or repair of inventory or products in field service. This object is available in API version 42.0 and later.

Return orders are available in Lightning Experience, Salesforce Classic, the Salesforce mobile app, the Field Service Lightning mobile app for Android and iOS, and communities built using Salesforce Tabs + Visualforce.

## Supported Calls

`create()`, `delete()`, `describeLayout()`, `describeSObjects()`, `getDeleted()`, `getUpdated()`, `query()`, `retrieve()`, `search()`, `undelete()`, `update()`, `upsert()`

## Special Access Rules

Field Service Lightning must be enabled.


## Fields



Field Name	Details
AccountId	<p><b>Type</b> reference</p> <p><b>Properties</b> Create, Filter, Group, Nillable, Sort, Update</p> <p><b>Description</b> The account associated with the return order.</p>
CaseId	<p><b>Type</b> reference</p> <p><b>Properties</b> Create, Filter, Group, Nillable, Sort, Update</p> <p><b>Description</b> The case associated with the return order.</p>
ContactId	<p><b>Type</b> reference</p>



Field Name	Details
	<p><b>Properties</b> Create, Filter, Group, Nillable, Sort, Update</p> <p><b>Description</b> The contact associated with the return order.</p>
Description	<p><b>Type</b> textarea</p> <p><b>Properties</b> Create, Nillable, Update</p> <p><b>Description</b> Notes or context about the return order.</p>
DestinationLocationId	<p><b>Type</b> reference</p> <p><b>Properties</b> Create, Filter, Group, Nillable, Sort, Update</p> <p><b>Description</b> The location where the items are being returned to. For example, if the return order tracks the return of products from a technician's van to a warehouse, the warehouse is the destination location.</p>
ExpectedArrivalDate	<p><b>Type</b> dateTime</p> <p><b>Properties</b> Create, Filter, Nillable, Sort, Update</p> <p><b>Description</b> The date when the items are expected to arrive at the destination location.</p>
LastReferencedDate	<p><b>Type</b> dateTime</p> <p><b>Properties</b> Filter, Nillable, Sort</p> <p><b>Description</b> The date when the return order was last modified. Its label in the user interface is <code>Last Modified Date</code>.</p>
LastViewedDate	<p><b>Type</b> dateTime</p> <p><b>Properties</b> Filter, Nillable, Sort</p> <p><b>Description</b> The date when the return order was last viewed.</p>

Field Name	Details
OrderId	<p><b>Type</b> reference</p> <p><b>Properties</b> Create, Filter, Group, Nillable, Sort, Update</p> <p><b>Description</b> The order associated with the return order. When you associated a return order with an order, you can associate the return order's line items with order products.</p>
OwnerId	<p><b>Type</b> reference</p> <p><b>Properties</b> Create, Defaulted on create, Filter, Group, Sort, Update</p> <p><b>Description</b> The owner of the return order.</p>
ProductRequestId	<p><b>Type</b> reference</p> <p><b>Properties</b> Create, Filter, Group, Nillable, Sort, Update</p> <p><b>Description</b> The product request associated with the return order. When you associated a return order with a product request, you can associate the return order's line items with the product request's line items.</p> <p>A return order might be related to a product request if the return order tracks the return of unused products or products to be repaired or replaced. For example, a technician creates a product request for three motors to prepare for a field visit. If the technician finds that only two motors are needed, they can create a return order to return the third to the original location, and list the product request in this field.</p>
ReturnOrderNumber	<p><b>Type</b> string</p> <p><b>Properties</b> Autonumber, Defaulted on create, Filter, Sort</p> <p><b>Description</b> (Read only) Auto-generated number identifying the return order.</p>
ReturnedById	<p><b>Type</b> reference</p> <p><b>Properties</b> Create, Filter, Group, Nillable, Sort, Update</p>

Field Name	Details
	<p><b>Description</b> ID of the user returning the items.</p>
ShipFromAddress	<p><b>Type</b> address</p> <p><b>Properties</b> Filter, Nillable</p> <p><b>Description</b> The return shipping address. This address tracks the location of the items at the start of the return or repair. For example, if a customer is returning an item, the Ship From address is the customer's address.</p>
ShipFromCity	<p><b>Type</b> string</p> <p><b>Properties</b> Create, Filter, Group, Nillable, Sort, Update</p> <p><b>Description</b> The city of the return shipping address. This address tracks the location of the items at the start of the return or repair. For example, if a customer is returning an item, the Ship From address is the customer's address.</p>
ShipFromCountry	<p><b>Type</b> string</p> <p><b>Properties</b> Create, Filter, Group, Nillable, Sort, Update</p> <p><b>Description</b> The country of the return shipping address. This address tracks the location of the items at the start of the return or repair. For example, if a customer is returning an item, the Ship From address is the customer's address.</p>
ShipFromGeocodeAccuracy	<p><b>Type</b> picklist</p> <p><b>Properties</b> Create, Filter, Group, Nillable, Restricted picklist, Sort, Update</p> <p><b>Description</b> Accuracy level of the geocode for the return shipping address. See <a href="#">Compound Field Considerations and Limitations</a> for details on geolocation compound fields.</p> <p> <b>Note:</b> This field is available in the API only.</p>
ShipFromLatitude	<p><b>Type</b> double</p>

Field Name	Details
	<p><b>Properties</b> Create, Filter, Nillable, Sort, Update</p> <p><b>Description</b> Used with Longitude to specify the precise geolocation of the return shipping address. Acceptable values are numbers between –90 and 90 with up to 15 decimal places. See <a href="#">Compound Field Considerations and Limitations</a> for details on geolocation compound fields.</p> <p> <b>Note:</b> This field is available in the API only.</p>
ShipFromLongitude	<p><b>Type</b> double</p> <p><b>Properties</b> Create, Filter, Nillable, Sort, Update</p> <p><b>Description</b> Used with Latitude to specify the precise geolocation of the return shipping address. Acceptable values are numbers between –180 and 180 with up to 15 decimal places. See <a href="#">Compound Field Considerations and Limitations</a> for details on geolocation compound fields.</p> <p> <b>Note:</b> This field is available in the API only.</p>
ShipFromPostalCode	<p><b>Type</b> string</p> <p><b>Properties</b> Create, Filter, Group, Nillable, Sort, Update</p> <p><b>Description</b> The postal code of the return shipping address. This address tracks the location of the items at the start of the return or repair. For example, if a customer is returning an item, the Ship From address is the customer’s address.</p>
ShipFromState	<p><b>Type</b> string</p> <p><b>Properties</b> Create, Filter, Group, Nillable, Sort, Update</p> <p><b>Description</b> The state of the return shipping address. This address tracks the location of the items at the start of the return or repair. For example, if a customer is returning an item, the Ship From address is the customer’s address.</p>
ShipFromStreet	<p><b>Type</b> textarea</p>

Field Name	Details
	<p><b>Properties</b> Create, Filter, Group, Nillable, Sort, Update</p> <p><b>Description</b> The street of the return shipping address. This address tracks the location of the items at the start of the return or repair. For example, if a customer is returning an item, the Ship From address is the customer's address.</p>
ShipmentType	<p><b>Type</b> picklist</p> <p><b>Properties</b> Create, Defaulted on create, Filter, Group, Nillable, Sort, Update</p> <p><b>Description</b> The type of shipment associated with the return order. Available values are:</p> <ul style="list-style-type: none"> <li>• Standard (default value)</li> <li>• Rush</li> <li>• Overnight</li> <li>• Next Business Day</li> <li>• Pickup</li> </ul>
SourceLocationId	<p><b>Type</b> reference</p> <p><b>Properties</b> Create, Filter, Group, Nillable, Sort, Update</p> <p><b>Description</b> The items' location at the start of the return or repair. For example, if the return order tracks the return of products from a technician's service vehicle to a warehouse, the service vehicle is the source location.</p>
Status	<p><b>Type</b> picklist</p> <p><b>Properties</b> Create, Defaulted on create, Filter, Group, Nillable, Sort, Update</p> <p><b>Description</b> The status of the return order. Available values are:</p> <ul style="list-style-type: none"> <li>• Draft</li> <li>• Submitted</li> <li>• Approved</li> <li>• Canceled</li> <li>• Closed</li> </ul>

## Usage

You can use return orders to track customer returns, customer repairs, or the return of inventory from a technician's van stock to a warehouse or supplier. Customers can initiate a return from a community, or agents can create return orders in response to a customer call or technician request.

Return orders are composed of return order line items, which allow you to add details about the items being returned. To represent the returned items, each line item must list one or more of the following: product, product item, asset, product request line item, and order product. Return orders can be associated with a product request, case, account, contact, and order if needed. This versatility lets you use return orders to track a wide range of return scenarios.

## Associated Objects

This object has the following associated objects. Unless noted, they are available in the same API version as this object.

### ReturnOrderFeed

Feed tracking is available for the object.

### ReturnOrderHistory

History is available for tracked fields of the object.

### ReturnOrderOwnerSharingRule

Sharing rules are available for the object.

### ReturnOrderShare

Sharing is available for the object.

## ReturnOrderLineItem

---

Represents a specific product that is returned or repaired as part of a return order in field service. This object is available in API version 42.0 and later.

Return orders are available in Lightning Experience, Salesforce Classic, the Salesforce mobile app, the Field Service Lightning mobile app for Android and iOS, and communities built using Salesforce Tabs + Visualforce.

## Supported Calls

`create()`, `delete()`, `describeLayout()`, `describeSObjects()`, `getDeleted()`, `getUpdated()`, `query()`, `retrieve()`, `search()`, `undelete()`, `update()`, `upsert()`

## Special Access Rules

Field Service Lightning must be enabled.

## Fields

Field Name	Details
AssetId	Type reference

Field Name	Details
	<p><b>Properties</b> Create, Filter, Group, Nillable, Sort, Update</p> <p><b>Description</b> The asset associated with the return order line item. One or more of the following fields must be filled out: AssetId, OrderItemId, Product2Id, ProductItemId, and ProductRequestLineItemId.</p>
Description	<p><b>Type</b> textarea</p> <p><b>Properties</b> Create, Nillable, Update</p> <p><b>Description</b> Notes or context about the return order line item.</p>
DestinationLocationId	<p><b>Type</b> reference</p> <p><b>Properties</b> Create, Filter, Group, Nillable, Sort, Update</p> <p><b>Description</b> The location where the items are being returned to. For example, if the return order tracks the return of products from a technician's van to a warehouse, the warehouse is the destination location.</p>
LastReferencedDate	<p><b>Type</b> dateTime</p> <p><b>Properties</b> Filter, Nillable, Sort</p> <p><b>Description</b> The date when the return order line item was last modified. Its label in the user interface is <code>Last Modified Date</code>.</p>
LastViewedDate	<p><b>Type</b> dateTime</p> <p><b>Properties</b> Filter, Nillable, Sort</p> <p><b>Description</b> The date when the return order line item was last viewed.</p>
OrderItemId	<p><b>Type</b> reference</p> <p><b>Properties</b> Create, Filter, Group, Nillable, Sort, Update</p>

Field Name	Details
	<p><b>Description</b></p> <p>The order product associated with the return order line item. One or more of the following fields must be filled out: AssetId, OrderItemId, Product2Id, ProductItemId, and ProductRequestLineItemId.</p>
ProcessingPlan	<p><b>Type</b></p> <p>picklist</p> <p><b>Properties</b></p> <p>Create, Defaulted on create, Filter, Group, Nillable, Sort, Update</p> <p><b>Description</b></p> <p>Indicates the preferred fate of the items following their return. Available values are:</p> <ul style="list-style-type: none"> <li>• Repair—Repair the items and return them to the owner</li> <li>• Discard—Discard the items</li> <li>• Salvage—Salvage the items' working parts</li> <li>• Restock—Return the items to your inventory</li> </ul>
Product2Id	<p><b>Type</b></p> <p>reference</p> <p><b>Properties</b></p> <p>Create, Filter, Group, Nillable, Sort, Update</p> <p><b>Description</b></p> <p>The product associated with the return order line item. One or more of the following fields must be filled out: AssetId, OrderItemId, Product2Id, ProductItemId, and ProductRequestLineItemId.</p>
ProductItemId	<p><b>Type</b></p> <p>reference</p> <p><b>Properties</b></p> <p>Create, Filter, Group, Nillable, Sort, Update</p> <p><b>Description</b></p> <p>The product item representing the location of the product at the start of the return. One or more of the following fields must be filled out: AssetId, OrderItemId, Product2Id, ProductItemId, and ProductRequestLineItemId.</p>
ProductRequestLineItemId	<p><b>Type</b></p> <p>reference</p> <p><b>Properties</b></p> <p>Create, Filter, Group, Nillable, Sort, Update</p>



Field Name	Details
	<p><b>Description</b></p> <p>The product request line item associated with the return order line item. One or more of the following fields must be filled out: AssetId, OrderItemId, Product2Id, ProductItemId, and ProductRequestLineItemId.</p>
QuantityReturned	<p><b>Type</b></p> <p>double</p> <p><b>Properties</b></p> <p>Create, Filter, Sort, Update</p> <p><b>Description</b></p> <p>The quantity of items being returned. If multiple types of products are being returned, track each product in a different return order line item.</p>
QuantityUnitOfMeasure	<p><b>Type</b></p> <p>picklist</p> <p><b>Properties</b></p> <p>Create, Filter, Group, Nillable, Sort, Update</p> <p><b>Description</b></p> <p>Units of the returned items; for example, kilograms or liters. Quantity Unit of Measure picklist values are inherited from the Quantity Unit of Measure field on products.</p>
ReasonForReturn	<p><b>Type</b></p> <p>picklist</p> <p><b>Properties</b></p> <p>Create, Defaulted on create, Filter, Group, Nillable, Sort, Update</p> <p><b>Description</b></p> <p>The reason the items are being returned. Available values are:</p> <ul style="list-style-type: none"> <li>• Damaged</li> <li>• Defective</li> <li>• Duplicate Order</li> <li>• Wrong Item</li> <li>• Wrong Quantity</li> <li>• Not Satisfied</li> <li>• Outdated</li> <li>• Other</li> </ul>
RepaymentMethod	<p><b>Type</b></p> <p>picklist</p> <p><b>Properties</b></p> <p>Create, Defaulted on create, Filter, Group, Nillable, Sort, Update</p>

Field Name	Details
	<p><b>Description</b></p> <p>The method by which the customer or owner will be reimbursed for the items being returned. Available values are:</p> <ul style="list-style-type: none"> <li>• Replace—The items will be replaced</li> <li>• Refund—The items will be returned and the owner will be refunded</li> <li>• Credit—The items will be returned and the owner will receive credit for them</li> <li>• Return—The items will be returned to the owner (for example, following their repair)</li> </ul>
ReturnOrderId	<p><b>Type</b> reference</p> <p><b>Properties</b> Create, Filter, Group, Sort</p> <p><b>Description</b> The return order that the return order line item belongs to.</p>
ReturnOrderLineNumber	<p><b>Type</b> string</p> <p><b>Properties</b> Autonumber, Defaulted on create, Filter, Sort</p> <p><b>Description</b> (Read only) Auto-generated number that identifies the return order line item.</p>
SourceLocationId	<p><b>Type</b> reference</p> <p><b>Properties</b> Create, Filter, Group, Nillable, Sort, Update</p> <p><b>Description</b> The items' location at the start of the return or repair. For example, if the return order tracks the return of products from a technician's service vehicle to a warehouse, the service vehicle is the source location.</p>

## Associated Objects

This object has the following associated objects. Unless noted, they are available in the same API version as this object.

### [ReturnOrderLineItemFeed](#)

Feed tracking is available for the object.


### [ReturnOrderLineItemHistory](#)

History is available for tracked fields of the object.

## ReturnOrderOwnerSharingRule

---

Represents the rules for sharing a return order with user records other than the owner or anyone above the owner in the role hierarchy. This object is available in API version 42.0 and later.

 **Note:** To enable access to this object for your org, contact Salesforce customer support. However, we recommend that you instead use Metadata API to programmatically update owner sharing rules because it triggers automatic sharing rule recalculation. The [SharingRules](#) Metadata API type is enabled for all orgs.


### Supported Calls

`describeSObjects()`, `getDeleted()`, `getUpdated()`, `query()`, `retrieve()`

### Special Access Rules

Field Service Lightning must be enabled.

### Fields

Field	Details
Description	<p><b>Type</b> textarea</p> <p><b>Properties</b> Create, Filter, Nillable, Sort, Update</p> <p><b>Description</b> A description of the sharing rule. Maximum size is 1000 characters.</p>
DeveloperName	<p><b>Type</b> string</p> <p><b>Properties</b> Create, Defaulted on create, Filter, Group, Sort, Update</p> <p><b>Description</b> The unique name of the object in the API. This name can contain only underscores and alphanumeric characters, and must be unique in your org. It must begin with a letter, not include spaces, not end with an underscore, and not contain two consecutive underscores. In managed packages, this field prevents naming conflicts on package installations. With this field, a developer can change the object's name in a managed package and the changes are reflected in a subscriber's organization. Corresponds to <b>Rule Name</b> in the user interface.</p> <p> <b>Note:</b> When creating large sets of data, always specify a unique <code>DeveloperName</code> for each record. If no <code>DeveloperName</code> is specified, performance may slow while Salesforce generates one for each record.</p>
GroupId	<p><b>Type</b> reference</p>

Field	Details
	<p><b>Properties</b> Create, Filter, Group, Sort</p> <p><b>Description</b> The ID representing the source group. A return order owned by a User in the source Group triggers the rule to give access.</p>
Name	<p><b>Type</b> string</p> <p><b>Properties</b> Create, Filter, Group, Sort, Update</p> <p><b>Description</b> Label of the sharing rule as it appears in the user interface. Limited to 80 characters. Corresponds to <b>Label</b> on the user interface.</p>
ServiceResourceAccessLevel	<p><b>Type</b> picklist</p> <p><b>Properties</b> Create, Filter, Group, Restricted picklist, Sort, Update</p> <p><b>Description</b> A value that represents the type of access granted to the target Group, or UserRole. The possible values are:</p> <ul style="list-style-type: none"> <li>• Read</li> <li>• Edit</li> <li>• All</li> </ul>
UserOrGroupId	<p><b>Type</b> reference</p> <p><b>Properties</b> Create, Filter, Group, Sort</p> <p><b>Description</b> The ID representing the User or Group being granted access.</p>

## RuleTerritory2Association

Represents a record-assignment rule and its association to an object, such as Account. Available only if Enterprise Territory Management has been enabled for your organization.

### Supported Calls

`describeSObjects()`, `getDeleted()`, `getUpdated()`, `query()`, `retrieve()`

## Special Access Rules

As of Summer '20 and later, only standard users can access this object. If a territory model is in `Active` state, any standard user can view that model, including its territories and assignment rules. For territories in an active model, any standard user can view assigned records and assigned users subject to your organization's sharing settings. Users cannot view territory models in other states (such as `Planning` or `Archived`).

## Fields

Field Name	Details
<code>IsInherited</code>	<p><b>Type</b> picklist</p> <p><b>Properties</b> Create, Filter, Group, Restricted picklist, Sort, Update</p> <p><b>Description</b> Indicates whether the rule is an <i>inherited</i> rule (<code>true</code>) or a <i>local</i> rule (<code>false</code>). Rule inheritance flows from the parent territory where the rule is created to the rule's descendent territories (if any) in the territory model hierarchy. A local rule is created within a single territory and affects that territory only.</p>
<code>RuleId</code>	<p><b>Type</b> reference</p> <p><b>Properties</b> Create, Filter, Group, Sort</p> <p><b>Description</b> The ID of the rule.</p>
<code>Territory2Id</code>	<p><b>Type</b> reference</p> <p><b>Properties</b> Create, Filter, Group, Sort</p> <p><b>Description</b> The ID of the territory where the rule was created.</p>

## SalesAIScoreCycle

Represents the cycle type and ID used to score records. This object is available in API version 47.0 and later.


## Supported Calls

`describeSObjects()`, `getDeleted()`, `getUpdated()`, `query()`, `retrieve()`

## Special Access Rules

To see score cycle information, users need a Sales Cloud Einstein license with the View Scoring Model Factors permission enabled. The permission isn't enabled by default. As of the Spring '20 release, Pardot and High Velocity Sales users no longer have access to this object.

## Fields

Field	Details
CycleType	<p><b>Type</b> picklist</p> <p><b>Properties</b> Filter, Group, Restricted picklist, Sort</p> <p><b>Description</b> The cycle used to create scores on opportunity records can be one of two types.</p> <ul style="list-style-type: none"> <li>• <code>OpportunityScoreModeling</code>—Provides model factors, which Sales Cloud Einstein uses to build a scoring model.</li> <li>• <code>OpportunityScoreScoring</code>—Provides scores and key factors to individual records, which are based on Sales Cloud Einstein's scoring model.</li> </ul> <p> <b>Note:</b> When the value <code>OpportunityScoreModeling</code> is returned, use the Sales AI Score Model Factor object to get information about the model factors.</p>
Name	<p><b>Type</b> string</p> <p><b>Properties</b> Autonumber, Defaulted on create, Filter, idLookup, Sort</p> <p><b>Description</b> The ID of the cycle. Currently, the name is a system-generated unique value.</p>

## SalesAIScoreModelFactor

Represents the factors that Sales Cloud Einstein uses to build a scoring model. Scoring models are used by features, such as Opportunity Scoring, to score individual records. This object is available in API version 47.0 and later.

## Supported Calls


`describeSObjects()`, `getDeleted()`, `getUpdated()`, `query()`, `retrieve()`

## Special Access Rules

To see model factor information, users need a Sales Cloud Einstein license with the "View Scoring Model Factors" permission enabled. The permission isn't enabled by default. As of the Spring '20 release, Pardot and High Velocity Sales users no longer have access to this object.

## Fields

Field	Details
Factor	<p><b>Type</b> picklist</p> <p><b>Properties</b> Filter, Group, Restricted picklist, Sort</p> <p><b>Description</b> A factor that contributes to a scoring model. For example, a factor could indicate that an amount increase has a positive effect on an opportunity score (AmountIncreasePositive). Or, it could indicate that a change to the close date has a negative effect on an opportunity score (CloseDateChangeNegative).</p>
FactorSummaryOrgLanguage	<p><b>Type</b> string</p> <p><b>Properties</b> Filter, Group, Nillable, Sort</p> <p><b>Description</b> Describes the factor in English. For example, the factor field value AmountChangePositive is summarized as "Amount change has positive effect".</p>
Name	<p><b>Type</b> string</p> <p><b>Properties</b> Autonumber, Defaulted on create, Filter, idLookup, Sort</p> <p><b>Description</b> The ID of the model factor. Currently, the name is a system-generated value.</p>
OperatorType	<p><b>Type</b> picklist</p> <p><b>Properties</b> Filter, Group, Nillable, Restricted picklist, Sort</p> <p><b>Description</b> The operator used to analyze field values. For example, the factor HighSuccessLeadSource uses the Lead Source field as the primary source field. When building the scoring model, Einstein uses the Equals operator to determine <code>PrimarySourceFieldValue = Internet</code>. The other supported operator is <code>IsNull</code>.</p>
PrimarySourceFieldName	<p><b>Type</b> picklist</p> <p><b>Properties</b> Filter, Group, Restricted picklist, Sort</p>

Field	Details
	<p><b>Description</b></p> <p>The name of the primary field used in the model factor. For example, the factor HighSuccessIndustry uses the account's Industry as the primary field.</p>
PrimarySourceFieldValue	<p><b>Type</b></p> <p>string</p> <p><b>Properties</b></p> <p>Filter, Group, Nillable, Sort</p> <p><b>Description</b></p> <p>Information used to retrieve the PrimarySourceFieldValueText, such as a record ID or value.</p>
PrimarySourceFieldValueText	<p><b>Type</b></p> <p>string</p> <p><b>Properties</b></p> <p>Filter, Group, Nillable, Sort</p> <p><b>Description</b></p> <p>The value of the primary source field used in the model factor. For example, the factor HighSuccessIndustry uses the account's Industry as the primary field, and the value of the Industry field is manufacturing.</p> <p> <b>Note:</b> This field's value is retrieved from the PrimarySourceFieldValue field. If the PrimarySourceFieldValue field is a record ID, then PrimarySourceFieldValueText returns the name of the record. If OperatorType returns isNull, then PrimarySourceFieldValue returns true and PrimarySourceFieldValueText returns null.</p>
SalesAiScoreCycleId	<p><b>Type</b></p> <p>reference</p> <p><b>Properties</b></p> <p>Filter, Group, Sort</p> <p><b>Description</b></p> <p>The ID of the score cycle used to generate model factors. Each score cycle can have multiple model factors associated to it.</p>
ScoreCorrelation	<p><b>Type</b></p> <p>double</p> <p><b>Properties</b></p> <p>Filter, Nillable, Sort</p> <p><b>Description</b></p> <p>The strength between a model factor and a score. If score correlation value is closer to +1, it's more likely that the model factor contributing toward a high score. If score correlation value is closer to -1, it's more likely that the model factor is contributing toward a low score.</p>



Field	Details
SecondarySourceFieldName	<p><b>Type</b> picklist</p> <p><b>Properties</b> Filter, Group, Nillable, Restricted picklist, Sort</p> <p><b>Description</b> The name of the secondary field used in the model factor. For example, the factor HighAmountActivity uses Task as the primary field and Event as the secondary field. Not all model factors use a secondary source field.</p>
Status	<p><b>Type</b> picklist</p> <p><b>Properties</b> Filter, Group, Restricted picklist, Sort</p> <p><b>Description</b> Determines whether the model factor is active or inactive.</p>

## Usage

Use the SalesAIScoreModelFactor object to run a query that retrieves the latest highest influencing model factors.

```
SELECT Id, Factor, ScoreCorrelation, FactorSummaryOrgLanguage
FROM SalesAIScoreModelFactor
WHERE Status='Active' and SalesAIScoreCycle.CycleType='OpportunityScoreModeling'
ORDER BY ScoreCorrelation desc
```

## SalesChannel

Represents the origin of an order. For example, a web storefront, physical store, marketplace, or mobile app. Usually you will set up a SalesChannel for each Site in your B2C Commerce implementation. This object is available in API version 48.0 and later.

## Supported Calls

create(), delete(), describeLayout(), describeSObjects(), getDeleted(), getUpdated(), query(), retrieve(), search(), undelete(), update(), upsert()

## Special Access Rules

This object is only available in Salesforce Order Management orgs.

## Fields

Field	Details
Description	<p><b>Type</b> textarea</p> <p><b>Properties</b> Create, Nillable, Update</p> <p><b>Description</b> Description of the SalesChannel.</p>
ExternalChannelNumber	<p><b>Type</b> string</p> <p><b>Properties</b> Create, Filter, Group, Nillable, Sort, Update</p> <p><b>Description</b> External system identifier for the SalesChannel.</p>
LastReferencedDate	<p><b>Type</b> dateTime</p> <p><b>Properties</b> Filter, Nillable, Sort</p> <p><b>Description</b> The timestamp for when the current user last viewed a record related to this record.</p>
LastViewedDate	<p><b>Type</b> dateTime</p> <p><b>Properties</b> Filter, Nillable, Sort</p> <p><b>Description</b> The timestamp for when the current user last viewed this record. A null value can mean that this record has only been referenced (LastReferencedDate) and not viewed.</p>
OwnerId	<p><b>Type</b> reference</p> <p><b>Properties</b> Create, Defaulted on create, Filter, Group, Sort, Update</p> <p><b>Description</b> The ID of the user who currently owns this SalesChannel. Default value is the user logged in to the API to perform the create.</p>
SalesChannelName	<p><b>Type</b> string</p>

Field	Details
	<p><b>Properties</b> Create, Filter, Group, idLookup, Sort, Update</p> <p><b>Description</b> Name of the SalesChannel.</p>

SEE ALSO:

[Order](#)

[OrderSummary](#)

## SalesWorkQueueSettings

Represents settings used to customize work queue options for third-party scoring. Third-party scoring enables custom number fields on person accounts, contacts, and leads. You must be a High Velocity Sales customer to update this object. Previously, you could only use the Einstein Intelligence Score for third-party scoring. Available starting in Version 47.0.

 **Note:** This object can't be packaged.

## Supported Calls

`create()`, `delete()`, `describeSObjects()`, `query()`, `retrieve()`, `update()`, `upsert()`

## Fields

Field	Details
FeatureName	<p><b>Type</b> string</p> <p><b>Properties</b> Create, Filter, Group, idLookup, Sort, Update</p> <p><b>Description</b> A value that represents the name of the work queue settings.  To use custom number fields in the work queue, the value must be entered as <code>ThirdPartyScore</code>.</p>
TargetEntity	<p><b>Type</b> picklist</p> <p><b>Properties</b> Create, Filter, Group, Restricted picklist, Sort, Update</p> <p><b>Description</b> The related record object of the custom number field. Acceptable SObjects include PersonAccount, Contact, and Lead.</p>

Field	Details
TargetField	<p><b>Type</b> picklist</p> <p><b>Properties</b> Create, Filter, Group, Restricted picklist, Sort, Update</p> <p><b>Description</b> A value that represents the DeveloperName of the custom number field related to the TargetEntity. Custom fields must have a custom number data type.</p> <ul style="list-style-type: none"> <li>To use Einstein Intelligence Score for lead scoring, enter <code>ScoreIntelligence.Score</code> for the DeveloperName.</li> <li>To remove custom number fields from the work queue, enter <code>None</code>.</li> </ul>

## SamlSsoConfig

Represents a SAML Single Sign-On configuration. This object is available in API version 32.0 and later.

Single sign-on is a process that allows network users to access all authorized network resources without having to log in separately to each resource. Single sign-on allows you to validate usernames and passwords against your corporate user database or other client application rather than having separate user passwords managed by Salesforce.

## Supported Calls

`describeSObjects()`, `query()`, `retrieve()`

## Fields

Field Name	Details
AttributeFormat	<p><b>Type</b> string</p> <p><b>Properties</b> Filter, Group, Nillable, Sort</p> <p><b>Description</b> For SAML 2.0 only and when <code>identityLocation</code> is set to <code>Attribute</code>. Possible values include <code>unspecified</code>, <code>emailAddress</code> or <code>persistent</code>. All legal values can be found in the “Name Identifier Format Identifiers” section of the <a href="#">Assertions and Protocols SAML 2.0 specification</a>.</p>
AttributeName	<p><b>Type</b> string</p> <p><b>Properties</b> Filter, Group, Nillable, Sort</p>

Field Name	Details
	<p><b>Description</b></p> <p>The name of the identity provider’s application. Get this name value from your identity provider.</p>
Audience	<p><b>Type</b></p> <p>string</p> <p><b>Properties</b></p> <p>Filter, Group, Sort</p> <p><b>Description</b></p> <p>The Issuer, also called the “Entity ID.” The value is a URL that uniquely identifies the SAML identity provider.</p>
DeveloperName	<p><b>Type</b></p> <p>string</p> <p><b>Properties</b></p> <p>Filter, Group, Sort</p> <p><b>Description</b></p> <p>The unique name of the object in the API. This name can contain only underscores and alphanumeric characters, and must be unique in your org. It must begin with a letter, not include spaces, not end with an underscore, and not contain two consecutive underscores. In managed packages, this field prevents naming conflicts on package installations. With this field, a developer can change the object’s name in a managed package, and the changes are reflected in a subscriber’s organization.</p>
ErrorUrl	<p><b>Type</b></p> <p>string</p> <p><b>Properties</b></p> <p>Filter, Nillable, Sort</p> <p><b>Description</b></p> <p>The URL of the page to direct users if there’s an error during SAML login. It must be a publicly accessible page, such as a public site Visualforce page. The URL can be absolute or relative.</p>
ExecutionUserID	<p><b>Type</b></p> <p>reference</p> <p><b>Properties</b></p> <p>Filter, Group, Nillable, Sort</p> <p><b>Description</b></p> <p>The user that runs the Apex handler class. The user must have the “Manage Users” permission. A user is required if you specify a SAML JIT handler class.</p>

Field Name	Details
IdentityLocation	<p><b>Type</b> picklist</p> <p><b>Properties</b> Filter, Group, Restricted picklist, Sort</p> <p><b>Description</b> The location in the assertion where a user is identified. Valid values are:</p> <ul style="list-style-type: none"> <li>• <code>SubjectNameId</code>—The identity is in the &lt;Subject&gt; statement of the assertion.</li> <li>• <code>Attribute</code>—The identity is specified in an &lt;AttributeValue&gt;, located in the &lt;Attribute&gt; of the assertion.</li> </ul>
IdentityMapping	<p><b>Type</b> picklist</p> <p><b>Properties</b> Filter, Group, Restricted picklist, Sort</p> <p><b>Description</b> The identifier that the service provider uses for the user during Just-in-Time user provisioning. Valid values are:</p> <ul style="list-style-type: none"> <li>• <code>Username</code>—The user’s Salesforce username.</li> <li>• <code>FederationId</code>—The federation ID from the user object; the identifier that’s used by the service provider for the user.</li> <li>• <code>UserId</code>—The user ID from the user’s Salesforce organization.</li> </ul>
Issuer	<p><b>Type</b> string</p> <p><b>Properties</b> Filter, idLookup, Group, Sort</p> <p><b>Description</b> Also called the “Entity ID.” The value is a URL that uniquely identifies the SAML identity provider.</p>
Language	<p><b>Type</b> picklist</p> <p><b>Properties</b> Filter, Group, Restricted picklist, Sort</p> <p><b>Description</b> The language for the organization.</p>
LoginUrl	<p><b>Type</b> string</p>

Field Name	Details
	<p><b>Properties</b> Filter, Nillable, Sort</p> <p><b>Description</b> For SAML 2.0 only: The URL where Salesforce sends a SAML request to start the login sequence.</p>
LogoutUrl	<p><b>Type</b> string</p> <p><b>Properties</b> Filter, Nillable, Sort</p> <p><b>Description</b> For SAML 2.0 only: The URL to direct users to where they click the Logout link. The default is <code>http://www.salesforce.com</code>.</p>
MasterLabel	<p><b>Type</b> string</p> <p><b>Properties</b> Filter, Group, Sort</p> <p><b>Description</b> The text that's used to identify the Visualforce page in the Setup area of Salesforce.</p>
NamespacePrefix	<p><b>Type</b> string</p> <p><b>Properties</b> Filter, Group, Nillable, Sort</p> <p><b>Description</b> The namespace prefix that is associated with this object. Each Developer Edition org that creates a managed package has a unique namespace prefix. Limit: 15 characters. You can refer to a component in a managed package by using the <b><i>namespacePrefix__componentName</i></b> notation.</p> <p>The namespace prefix can have one of the following values.</p> <ul style="list-style-type: none"> <li>• In Developer Edition orgs, <code>NamespacePrefix</code> is set to the namespace prefix of the org for all objects that support it, unless an object is in an installed managed package. In that case, the object has the namespace prefix of the installed managed package. This field's value is the namespace prefix of the Developer Edition org of the package developer.</li> <li>• In orgs that are not Developer Edition orgs, <code>NamespacePrefix</code> is set only for objects that are part of an installed managed package. All other objects have no namespace prefix.</li> </ul>
OptionsSpInitBinding	<p><b>Type</b> boolean</p>

Field Name	Details
	<p><b>Properties</b> Filter</p> <p><b>Description</b> The service provider initiated request binding, either HTTP Redirect (<code>true</code>) or HTTP POST (<code>false</code>).</p>
OptionsUseConfigRequestMethod	<p><b>Type</b> boolean</p> <p><b>Properties</b> Filter</p> <p><b>Description</b> If <code>true</code>, applies the selected Request Signature Method (RSM) during single logout. If <code>false</code>, the default RSM (RSA-SHA1) is applied.</p>
OptionsUserProvisioning	<p><b>Type</b> boolean</p> <p><b>Properties</b> Filter</p> <p><b>Description</b> If <code>true</code>, Just-in-Time user provisioning is enabled, which creates users on the fly the first time that they try to log in. Specify <code>Federation ID</code> for the <code>identityMapping</code> value to use this feature.</p>
RequestSignatureMethod	<p><b>Type</b> picklist</p> <p><b>Properties</b> Filter, Group, Nillable, Restricted picklist, Sort</p> <p><b>Description</b> The method that's used to sign the SAML request. Valid values are:</p> <ul style="list-style-type: none"> <li>• RSA-SHA1</li> <li>• RSA-SHA256</li> </ul>
SamlJitHandlerId	<p><b>Type</b> reference</p> <p><b>Properties</b> Filter, Group, Nillable, Sort</p> <p><b>Description</b> The name of an existing Apex class that implements the <code>Auth.SamlJitHandler</code> interface.</p>



Field Name	Details
SingleLogoutBinding	<p><b>Type</b> picklist</p> <p><b>Properties</b> Filter, Group, Nillable, Restricted picklist, Sort</p> <p><b>Description</b> Determines where to put the LogoutRequest or LogoutResponse in the SAML request during single logout (SLO). The value is base64 encoded. Valid values are:</p> <ul style="list-style-type: none"> <li>• <code>RedirectBinding</code> — Sent in the query string, deflated.</li> <li>• <code>PostBinding</code> — Sent in the POST body, not deflated.</li> </ul>
SingleLogoutUrl	<p><b>Type</b> string</p> <p><b>Properties</b> Filter, Group, Nillable, Sort</p> <p><b>Description</b> The SAML single logout endpoint. This URL is the endpoint where Salesforce sends LogoutRequests (when Salesforce initiates a logout), or LogoutResponses (when the identity provider initiates a logout).</p>
ValidationCert	<p><b>Type</b> string</p> <p><b>Properties</b> Filter, Sort</p> <p><b>Description</b> The certificate that's used to validate the request. Get this certificate value from your identity provider.</p>
Version	<p><b>Type</b> picklist</p> <p><b>Properties</b> Filter, Group, Restricted picklist, Sort</p> <p><b>Description</b> The SAML version. Valid values are:</p> <ul style="list-style-type: none"> <li>• <code>SAML1_1</code></li> <li>• <code>SAML2_2</code></li> </ul>

## Scontrol

---

A custom s-control, which is custom content that is hosted by the system but executed by the client application.

**!** **Important:** Visualforce pages supersede s-controls. Organizations that haven't previously used s-controls can't create them. Existing s-controls are unaffected, and can still be edited. We recommend that you move your s-controls to Visualforce. We continue to support the Scontrol object.

Represents a custom s-control, which is custom content that the system hosts, but client applications execute. An s-control can contain any type of content that you can display or run in a Web browser.

## Supported Calls


`create()`, `delete()`, `describeSObjects()`, `getDeleted()`, `getUpdated()`, `query()`, `retrieve()`, `update()`, `upsert()`

## Special Access Rules

- Your organization must be using Enterprise, Developer, or Unlimited Edition and be enabled for custom s-controls.
- Customer Portal users can't access this object.

## Fields

Field	Details
Binary	<p><b>Type</b> base64</p> <p><b>Properties</b> Create, Nillable, Update</p> <p><b>Description</b> Binary content of this custom s-control, such as an ActiveX control or a Java archive. Can be specified when created, but not when updated. Limit: 5 MB.</p>
BodyLength	<p><b>Type</b> int</p> <p><b>Properties</b> Filter, Group, Sort</p> <p><b>Description</b> The length of the custom s-control. Label is <b>Binary Length</b>.</p>
ContentSource	<p><b>Type</b> picklist</p> <p><b>Properties</b> Create, Filter, Group, Nillable, Restricted picklist, Sort, Update</p> <p><b>Description</b> Specifies the source of the s-control content, either custom HTML, a snippet (s-controls that are included in other s-controls), or a URL.</p>

Field	Details
Description	<p><b>Type</b> string</p> <p><b>Properties</b> Create, Filter, Group, Nillable, Sort, Update</p> <p><b>Description</b> Description of the custom s-control.</p>
DeveloperName	<p><b>Type</b> string</p> <p><b>Properties</b> Create, Filter, Group, Sort, Update</p> <p><b>Description</b> The unique name of the object in the API. This name can contain only underscores and alphanumeric characters, and must be unique in your org. It must begin with a letter, not include spaces, not end with an underscore, and not contain two consecutive underscores. In managed packages, this field prevents naming conflicts on package installations. With this field, a developer can change the object's name in a managed package and the changes are reflected in a subscriber's organization. Label is <b>S-Control Name</b>.</p> <p> <b>Note:</b> When creating large sets of data, always specify a unique <code>DeveloperName</code> for each record. If no <code>DeveloperName</code> is specified, performance may slow while Salesforce generates one for each record.</p>
EncodingKey	<p><b>Type</b> picklist</p> <p><b>Properties</b> Create, Filter, Group, Restricted picklist, Sort, Update</p> <p><b>Description</b> Picklist of character set encodings, including ISO-08859-1, UTF-8, EUC, JIS, Shift-JIS, Korean (ks_c_5601-1987), Simplified Chinese (GB2312), and Traditional Chinese (Big5).</p>
Filename	<p><b>Type</b> string</p> <p><b>Properties</b> Create, Filter, Group, Nillable, Sort, Update</p> <p><b>Description</b> An uploaded object to display when the custom s-control is added to a custom link. Can be a Java applet, an ActiveX control, or any other type of desired content.</p>
HtmlWrapper	<p><b>Type</b> textarea</p> <p><b>Properties</b> Create, Update</p>

Field	Details
	<p><b>Description</b> Required. HTML page that will be delivered when the user views this custom s-control. This HTML page can be the entire content of the custom s-control, or it can reference the binary. Limit: 1,048,576 characters. Label is <b>HTML Body</b>.</p>
Name	<p><b>Type</b> string</p> <p><b>Properties</b> Create, Filter, Group, Sort, Update</p> <p><b>Description</b> Required. Name of this custom s-control. Label is <b>Label</b>.</p>
NamespacePrefix	<p><b>Type</b> string</p> <p><b>Properties</b> Filter, Group, Nillable, Sort</p> <p><b>Description</b> The namespace prefix that is associated with this object. Each Developer Edition org that creates a managed package has a unique namespace prefix. Limit: 15 characters. You can refer to a component in a managed package by using the <b><i>namespacePrefix__componentName</i></b> notation.</p> <p>The namespace prefix can have one of the following values.</p> <ul style="list-style-type: none"> <li>In Developer Edition orgs, <code>NamespacePrefix</code> is set to the namespace prefix of the org for all objects that support it, unless an object is in an installed managed package. In that case, the object has the namespace prefix of the installed managed package. This field's value is the namespace prefix of the Developer Edition org of the package developer.</li> <li>In orgs that are not Developer Edition orgs, <code>NamespacePrefix</code> is set only for objects that are part of an installed managed package. All other objects have no namespace prefix.</li> </ul>
SupportsCaching	<p><b>Type</b> boolean</p> <p><b>Properties</b> Create, Defaulted on create, Filter, Group, Sort, Update</p> <p><b>Description</b> Indicates whether the s-control supports caching (<code>true</code>) or not (<code>false</code>).</p>

## Usage

Use custom s-controls to manage custom content that extends application functionality. All users can view custom s-controls, but the “Customize Application” permission is required to create or update custom s-controls.


SEE ALSO:

[Object Basics](#)

## ScontrolLocalization

---

The translated value of the field label for an s-control.

 **Important:** Visualforce pages supersede s-controls. Organizations that haven’t previously used s-controls can’t create them. Existing s-controls are unaffected, and can still be edited.

When the Translation Workbench is enabled for your organization, provides the translation of the field label of an s-control.

## Supported Calls

`create()`, `delete()`, `describeSObjects()`, `getDeleted()`, `getUpdated()`, `query()`, `retrieve()`, `update()`, `upsert()`

## Special Access Rules

- Your organization must be using Professional, Enterprise, Developer, or Unlimited Edition and be enabled for the Translation Workbench.
- To view this object, you must have the “View Setup and Configuration” permission.

## Fields

Field	Details
LanguageLocaleKey	<p><b>Type</b> picklist</p> <p><b>Properties</b> Create, Filter, Nillable, Restricted picklist</p> <p><b>Description</b> This field is available in API version 16.0 and earlier. It is the same as the <code>Language</code> field.</p>
Language	<p><b>Type</b> picklist</p>

**Field****Details****Properties**

Create, Filter, Nillable, Restricted picklist

**Description**

This field is available in API version 17.0 and later. The combined language and locale ISO code, which controls the language for labels displayed in an application.

This picklist contains the following fully-supported languages:

- Chinese (Simplified): zh\_CN
- Chinese (Traditional): zh\_TW
- Danish: da
- Dutch: nl\_NL
- English: en\_US
- Finnish: fi
- French: fr
- German: de
- Italian: it
- Japanese: ja
- Korean: ko
- Norwegian: no
- Portuguese (Brazil): pt\_BR
- Russian: ru
- Spanish: es
- Spanish (Mexico): es\_MX Spanish (Mexico) defaults to Spanish for customer-defined translations.
- Swedish: sv
- Thai: th The Salesforce user interface is fully translated to Thai, but Help is in English.

The following end-user only languages are available.

- Arabic: ar
- Bulgarian: bg
- Croatian: hr
- Czech: cs
- English (UK): en\_GB
- Greek: el
- Hebrew: iw
- Hungarian: hu
- Indonesian: in
- Polish: pl
- Portuguese (European): pt\_PT

**Field****Details**

- Romanian: `ro`
- Slovak: `sk`
- Slovenian: `sl`
- Turkish: `tr`
- Ukrainian: `uk`
- Vietnamese: `vi`

The following platform languages are available for organizations that use Salesforce exclusively as a platform.

- Albanian: `sq`
- Afrikaans: `af`
- Arabic (Algeria): `ar_DZ`
- Arabic (Bahrain): `ar_BH`
- Arabic (Egypt): `ar_EG`
- Arabic (Iraq): `ar_IQ`
- Arabic (Jordan): `ar_JO`
- Arabic (Kuwait): `ar_KW`
- Arabic (Lebanon): `ar_LB`
- Arabic (Libya): `ar_LY`
- Arabic (Morocco): `ar_MA`
- Arabic (Oman): `ar_OM`
- Arabic (Qatar): `ar_QA`
- Arabic (Saudi Arabia): `ar_SA`
- Arabic (Sudan): `ar_SD`
- Arabic (Syria): `ar_SY`
- Arabic (Tunisia): `ar_TN`
- Arabic (United Arab Emirates): `ar_AE`
- Arabic (Yemen): `ar_YE`
- Armenian: `hy`
- Basque: `eu`
- Bosnian: `bs`
- Bengali: `bn`
- Burmese: `my`
- Catalan: `ca`
- Chinese (Hong Kong): `zh_HK`
- Chinese (Singapore): `zh_SG`
- Dutch (Belgium): `nl_BE`
- English (Australia): `en_AU`
- English (Canada): `en_CA`

**Field****Details**

- 
- English (Hong Kong): en\_HK
  - English (India): en\_IN
  - English (Ireland): en\_IE
  - English (Malaysia): en\_MY
  - English (New Zealand): en\_NZ
  - English (Philippines): en\_PH
  - English (Singapore): en\_SG
  - English (South Africa): en\_ZA
  - Estonian: et
  - Farsi: fa
  - French (Belgium): fr\_BE
  - French (Canada): fr\_CA
  - French (Luxembourg): fr\_LU
  - French (Switzerland): fr\_CH
  - Georgian: ka
  - German (Austria): de\_AT
  - German (Belgium): de\_BE
  - German (Luxembourg): de\_LU
  - German (Switzerland): de\_CH
  - Gujarati: gu
  - Hindi: hi
  - Icelandic: is
  - Irish: ga
  - Italian (Switzerland): it\_CH
  - Kannada: kn
  - Latvian: lv
  - Lithuanian: lt
  - Luxembourgish: lb
  - Macedonian: mk
  - Malay: ms
  - Malayalam: ml
  - Maltese: mt
  - Marathi: mr
  - Montenegrin: sh\_ME
  - Romanian (Moldova): ro\_MD
  - Romansh: rm
  - Serbian (Cyrillic): sr
  - Serbian (Latin): sh
-



**Field****Details**

- Spanish (Argentina): `es_AR`
- Spanish (Bolivia): `es_BO`
- Spanish (Chile): `es_CL`
- Spanish (Colombia): `es_CO`
- Spanish (Costa Rica): `es_CR`
- Spanish (Dominican Republic): `es_DO`
- Spanish (Ecuador): `es_EC`
- Spanish (El Salvador): `es_SV`
- Spanish (Guatemala): `es_GT`
- Spanish (Honduras): `es_HN`
- Spanish (Nicaragua): `es_NI`
- Spanish (Panama): `es_PA`
- Spanish (Paraguay): `es_PY`
- Spanish (Peru): `es_PE`
- Spanish (Puerto Rico): `es_PR`
- Spanish (United States): `es_US`
- Spanish (Uruguay): `es_UY`
- Spanish (Venezuela): `es_VE`
- Swahili: `sw`
- Tagalog: `tl`
- Tamil: `ta`
- Te reo: `mi`
- Telugu: `te`
- Urdu: `ur`
- Welsh: `cy`
- Xhosa: `xh`
- Zulu: `zu`

The values in this field are not related to the default locale selection.

**NamespacePrefix****Type**

string

**Properties**

Filter, Nillable

**Description**

The namespace prefix that is associated with this object. Each Developer Edition org that creates a managed package has a unique namespace prefix. Limit: 15 characters. You can refer to a component in a managed package by using the ***namespacePrefix\_\_componentName*** notation.

The namespace prefix can have one of the following values.

Field	Details
	<ul style="list-style-type: none"> <li>In Developer Edition orgs, <code>NamespacePrefix</code> is set to the namespace prefix of the org for all objects that support it, unless an object is in an installed managed package. In that case, the object has the namespace prefix of the installed managed package. This field's value is the namespace prefix of the Developer Edition org of the package developer.</li> <li>In orgs that are not Developer Edition orgs, <code>NamespacePrefix</code> is set only for objects that are part of an installed managed package. All other objects have no namespace prefix.</li> </ul>
<code>ScontrolId</code>	<p><b>Type</b> reference</p> <p><b>Properties</b> Create, Filter, Nillable</p> <p><b>Description</b> The ID of the Scontrol that is being translated.</p>
<code>Value</code>	<p><b>Type</b> string</p> <p><b>Properties</b> Create, Filter, Nillable, Update</p> <p><b>Description</b> The actual translated field label of the s-control. Label is <b>Translation</b>.</p>

## Usage

Use this object to translate your s-controls into a supported language. Users with the Translation Workbench enabled can view s-control translations, but either the "Customize Application" or "Manage Translation" permission is required to create or update s-control translations.

SEE ALSO:

[CategoryNodeLocalization](#)

[WebLinkLocalization](#)

## ScratchOrgInfo

Represents a scratch org and its audit log. Use this object to create a scratch org and keep a log of its creation and deletion. This object is available in API version 41.0 and later.

## Supported Calls

`create()`, `delete()`, `describeLayout()`, `describeSObjects()`, `getDeleted()`, `getUpdated()`, `query()`, `retrieve()`, `update()`, `upsert()`

## Fields

Field Name	Details
AdminEmail	<p><b>Type</b> email</p> <p><b>Properties</b> Create, Filter, Group, Nillable, Sort</p> <p><b>Description</b> The email address of the scratch org's Administration user. The read-only <code>SignupEmail</code> field is populated with this value. If you don't provide a value for <code>AdminEmail</code>, the field is left blank and the <code>SignupEmail</code> is populated with the email address of the org user who is creating this object.</p>
AuthCode	<p><b>Type</b> string</p> <p><b>Properties</b> Filter, Group, Nillable, Sort</p> <p><b>Description</b> A one-time authorization code that can be exchanged for an OAuth access token and refresh token using standard Salesforce APIs. It's used with <code>ConnectedAppCallbackUrl</code> and <code>ConnectedAppConsumerKey</code>, when the specified connected app hasn't been configured with an X.509 certificate. This field is read-only.</p>
ConnectedAppCallbackUrl	<p><b>Type</b> textarea</p> <p><b>Properties</b> Create</p> <p><b>Description</b> When used with <code>ConnectedAppConsumerKey</code>, specifies a connected app that is approved automatically during the scratch org creation.</p>
ConnectedAppConsumerKey	<p><b>Type</b> string</p> <p><b>Properties</b> Create, Filter, Group, Sort</p> <p><b>Description</b> When used with <code>ConnectedAppCallbackUrl</code>, specifies a connected app that is approved automatically during the scratch org creation.</p>
Country	<p><b>Type</b> string</p>

Field Name	Details
	<p><b>Properties</b> Create, Filter, Group, Nillable, Sort</p> <p><b>Description</b> The two-character, upper-case ISO-3166 country code. You can find a full list of these codes at several sites, such as: <a href="http://www.iso.ch/iso/en/prods-services/iso3166ma/02iso-3166-code-lists/list-en1.html">www.iso.ch/iso/en/prods-services/iso3166ma/02iso-3166-code-lists/list-en1.html</a>. The language of the scratch org is auto-determined based on the value of this field. If you do not specify a value, this field defaults to the Dev Hub's country code.</p>
DeletedBy	<p><b>Type</b> string</p> <p><b>Properties</b> Filter, Group, Nillable, Sort</p> <p><b>Description</b> The user who requested that the scratch org be deleted. This field is read-only.</p>
DeletedDate	<p><b>Type</b> date</p> <p><b>Properties</b> Filter, Group, Nillable, Sort</p> <p><b>Description</b> The date when the DeletedBy user requested that the scratch org be deleted. This field is read-only.</p>
Description	<p><b>Type</b> textarea</p> <p><b>Properties</b> Create, Nillable, Update</p> <p><b>Description</b> A free-form text field for you to enter a description of this scratch org.</p>
DurationDays	<p><b>Type</b> int</p> <p><b>Properties</b> Create, Filter, Nillable, Group, Sort</p> <p><b>Description</b> Number of days after which the scratch org expires. Valid values are 1–30. The default is 7.</p>
Edition	<p><b>Type</b> picklist</p>

Field Name	Details
	<p><b>Properties</b> Create, Filter, Group, Nillable, Restricted picklist, Sort</p> <p><b>Description</b> The org edition of this scratch org. Valid values are <code>Group</code>, <code>Developer</code>, <code>Enterprise</code>, and <code>Professional</code>.</p>
ErrorCode	<p><b>Type</b> string</p> <p><b>Properties</b> Filter, Group, Nillable, Sort</p> <p><b>Description</b> The error code if the scratch org creation isn't successful. This field is read-only.</p>
ExpirationDate	<p><b>Type</b> date</p> <p><b>Properties</b> Filter, Group, Nillable, Sort</p> <p><b>Description</b> Date when the scratch org expires. This field is read-only.</p>
Features	<p><b>Type</b> textarea</p> <p><b>Properties</b> Create, Nillable</p> <p><b>Description</b> A semi-colon delimited list of the features enabled in this scratch org, such as <code>MultiCurrency</code>. See the <i>Salesforce DX Developer Guide</i> for the full list of valid features.</p>
HasSampleData	<p><b>Type</b> boolean</p> <p><b>Properties</b> Create, Defaulted on create, Filter, Group, Sort</p> <p><b>Description</b> Specifies whether the scratch org contains sample data. If set to <code>true</code>, the sample data is similar to the data in a Salesforce free trial org.</p>
Language	<p><b>Type</b> picklist</p> <p><b>Properties</b> Create, Filter, Group, Nillable, Restricted picklist, Sort</p>

Field Name	Details
	<p><b>Description</b></p> <p>The language of the scratch org being created. Specify the language using a language code listed under "Supported Languages" in Salesforce Help. For example, use <code>zh_CN</code> for simplified Chinese. The value you select overrides the language set by locale.</p> <p>If you don't specify a value, the language is based on the <code>COUNTRY</code> used during scratch org creation. If you don't specify a value for <code>COUNTRY</code>, the value defaults to the Dev Hub's country.</p>
LastLoginDate	<p><b>Type</b> date</p> <p><b>Properties</b> Filter, Group, Nillable, Sort</p> <p><b>Description</b> The date of the last user login to the scratch org. This field is read-only.</p>
LastReferencedDate	<p><b>Type</b> dateTime</p> <p><b>Properties</b> Filter, Nillable, Sort</p> <p><b>Description</b> The date this scratch org was last referenced. This field is read-only.</p>
LastViewedDate	<p><b>Type</b> dateTime</p> <p><b>Properties</b> Filter, Nillable, Sort</p> <p><b>Description</b> The date this scratch org was last viewed. This field is read-only.</p>
LoginUrl	<p><b>Type</b> textarea</p> <p><b>Properties</b> Nillable</p> <p><b>Description</b> A URL that logs you in to the scratch org. This field is read-only.</p>
Name	<p><b>Type</b> string</p> <p><b>Properties</b> Autonumber, Defaulted on create, Filter, Sort</p>

Field Name	Details
	<p><b>Description</b> The auto-generated ID of this scratch org. This field is read-only.</p>
Namespace	<p><b>Type</b> string</p> <p><b>Properties</b> Create, Filter, Group, Nillable, Sort</p> <p><b>Description</b> The namespace you want to associate with this scratch org. The value of this field corresponds to the <code>NamespacePrefix</code> field of the <code>NamespaceRegistry</code> object that describes your namespace.</p>
OrgName	<p><b>Type</b> string</p> <p><b>Properties</b> Create, Filter, Group, Sort</p> <p><b>Description</b> The name of the scratch org.</p>
OwnerId	<p><b>Type</b> reference</p> <p><b>Properties</b> Create, Defaulted on create, Filter, Group, Sort, Update</p> <p><b>Description</b> The ID of the user who created this scratch org.</p>
ScratchOrg	<p><b>Type</b> string</p> <p><b>Properties</b> Filter, Group, Nillable, Sort</p> <p><b>Description</b> The org ID of the scratch org. This field is read-only.</p>
Release	<p><b>Type</b> picklist</p> <p><b>Properties</b> Create, Defaulted on create, Filter, Group, Nillable, Restricted picklist, Sort</p> <p><b>Description</b> The release of the scratch org. During Salesforce's major release transitions, this field allows you to select the Salesforce release version, based on the version of your Dev Hub. This field is available in API version 46.0 and later. Valid values are:</p> <ul style="list-style-type: none"> <li>• Current</li> </ul>

Field Name	Details
	<ul style="list-style-type: none"> <li>• <a href="#">Preview</a></li> <li>• <a href="#">Previous</a></li> </ul> <p>See <a href="#">Select the Salesforce Release for a Scratch Org</a> for more information.</p>
SignupCountry	<p><b>Type</b> string</p> <p><b>Properties</b> Filter, Group, Sort</p> <p><b>Description</b> The country code of the scratch org. This field is populated with the value of the <code>COUNTRY</code> field. If you didn't provide a value for <code>COUNTRY</code>, it's the country code of the Dev Hub. This field is read-only.</p>
SignupEmail	<p><b>Type</b> email</p> <p><b>Properties</b> Filter, Group, Sort</p> <p><b>Description</b> The email address of the scratch org's Administration user. This field is populated with the value of the <code>AdminEmail</code> field. If you didn't provide a value for <code>AdminEmail</code>, it's the email address of your user in the Dev Hub. This field is read-only.</p>
SignupInstance	<p><b>Type</b> string</p> <p><b>Properties</b> Filter, Group, Nillable, Sort</p> <p><b>Description</b> The Salesforce instance on which this scratch org resides. This field is read-only.</p>
SignupLanguage	<p><b>Type</b> picklist</p> <p><b>Properties</b> Filter, Group, Restricted picklist, Sort</p> <p><b>Description</b> The language of the scratch org. This field is populated with the value of the <code>Language</code> field. If you didn't provide a value for <code>Language</code>, it's the language of the Dev Hub. This field is read-only.</p>
SignupTrialDays	<p><b>Type</b> int</p>



Field Name	Details
	<p><b>Properties</b> Filter, Group, Nillable, Sort</p> <p><b>Description</b> The number of days between the scratch org's creation and expiration. This field is read-only.</p>
SignupUsername	<p><b>Type</b> string</p> <p><b>Properties</b> Filter, Group, Sort</p> <p><b>Description</b> The username of the Administration user of this scratch org. This field is populated with the value of the <code>Username</code> field. If you didn't provide a value for <code>Username</code>, the value of this field is auto-generated. This field is read-only.</p>
Status	<p><b>Type</b> picklist</p> <p><b>Properties</b> Defaulted on create, Filter, Group, Restricted picklist, Sort</p> <p><b>Description</b> The status of the scratch org, such as active, expired, or deleted. This field is read-only.</p>
Username	<p><b>Type</b> string</p> <p><b>Properties</b> Create, Filter, Group, Nillable, Sort</p> <p><b>Description</b> The username of the Administration user of this scratch org.</p>

## Associated Objects

This object has the following associated objects. Unless noted, they are available in the same API version as this object.

### [ScratchOrgInfoFeed](#)

Feed tracking is available for the object.

### [ScratchOrgInfoHistory](#)

History is available for tracked fields of the object.

### [ScratchOrgInfoOwnerSharingRule](#)

Sharing rules are available for the object.

**ScratchOrgInfoShare**

Sharing is available for the object.

SEE ALSO:

[ActiveScratchOrg](#)

[NamespaceRegistry](#)

[Salesforce DX Developer Guide](#)

## SearchPromotionRule

---

Represents a promoted search term, which is one or more keywords that you associate with a Salesforce Knowledge article. When a user's search query includes these keywords, the associated article is returned first in search results. This object is available in API version 31.0 and later.

### Supported Calls

`create()`, `delete()`, `describeSObjects()`, `getDeleted()`, `getUpdated()`, `query()`, `retrieve()`, `undelete()`, `update()`, `upsert()`

### Special Access Rules

A user must have the "Manage Promoted Search Terms" permission.

### Fields

Field Name	Details
PromotedEntityId	<p><b>Type</b> reference</p> <p><b>Properties</b> Create, Filter, Group, Nillable, Sort, Update</p> <p><b>Description</b> The ID of the KnowledgeArticleVersion that the promoted search term is associated with. The article must be in published status.</p>
Query	<p><b>Type</b> string</p> <p><b>Properties</b> Create, Filter, Group, Sort, Update</p> <p><b>Description</b> The text of the promoted search term. Maximum length: 100 characters.  You can associate the same promoted search term with multiple articles. If the user's search matches the promoted term, all associated articles are promoted</p>

**Field Name****Details**

in search results, ordered by relevancy. For best results, create promoted search terms selectively and limit the number of articles that are promoted per term.

## Usage

Use this object to optimize article search results in Salesforce Knowledge.

## SecureAgent

Represents a Secure Agent that connects Salesforce to on-premises external data sources like SharePoint 2010 and 2013. This object is available in API version 32.0 and later.

## Supported Calls

`describeSObjects()`, `query()`, `retrieve()`

## Fields

**Field Name****Details**

DeveloperName

**Type**

string

**Properties**

Filter, Group, Sort

**Description**

The unique name of the object in the API. This name can contain only underscores and alphanumeric characters, and must be unique in your org. It must begin with a letter, not include spaces, not end with an underscore, and not contain two consecutive underscores. In managed packages, this field prevents naming conflicts on package installations. With this field, a developer can change the object's name in a managed package and the changes are reflected in a subscriber's organization.



**Note:** When creating large sets of data, always specify a unique `DeveloperName` for each record. If no `DeveloperName` is specified, performance may slow while Salesforce generates one for each record.

Language

**Type**

picklist

**Properties**

Filter, Group, Restricted picklist, Sort

Field Name	Details
	<p><b>Description</b></p> <p>The language of agent labels in the user interface.</p>
MasterLabel	<p><b>Type</b></p> <p>string</p> <p><b>Properties</b></p> <p>Filter, Group, Sort</p> <p><b>Description</b></p> <p>The user-interface name for the agent.</p>
Priority	<p><b>Type</b></p> <p>int</p> <p><b>Properties</b></p> <p>Filter, Group, Nillable, Sort</p> <p><b>Description</b></p> <p>Specifies the order in which this agent is accessed relative to others in a Secure Agent cluster.</p> <p>This field is available in API version 35 and later.</p>
ProxyUserId	<p><b>Type</b></p> <p>reference</p> <p><b>Properties</b></p> <p>Filter, Group, Nillable, Sort</p> <p><b>Description</b></p> <p>The ID of the user profile specific to the agent.</p>
SecureAgentsClusterId	<p><b>Type</b></p> <p>reference</p> <p><b>Properties</b></p> <p>Filter, Group, Nillable, Sort</p> <p><b>Description</b></p> <p>The ID of a cluster of agents that contains this individual agent. Clusters provide failover protection if an agent on a particular server becomes inaccessible. To edit them, use the <a href="#">SecureAgentsCluster</a> object.</p> <p>This field is available in API version 35 and later.</p>

## SecureAgentsCluster


Represents a cluster consisting of several Secure Agents on different servers. Clusters provide failover protection if an agent on a particular server becomes inaccessible. This object is available in API version 35.0 and later.

Secure Agents connect Salesforce to content in on-premises external data sources, such as SharePoint 2010 and 2013. To edit individual agents that are part of a cluster, use the [SecureAgent](#) object.

## Supported Calls

`describeLayout()`, `describeSObjects()`, `query()`, `retrieve()`

## Fields

Field Name	Details
Description	<p><b>Type</b> textarea</p> <p><b>Properties</b> Filter, Group, Nillable, Sort</p> <p><b>Description</b> Describes details about the cluster, providing context to other developers.</p>
DeveloperName	<p><b>Type</b> string</p> <p><b>Properties</b> Filter, Group, Sort</p> <p><b>Description</b> The unique name of the object in the API. This name can contain only underscores and alphanumeric characters, and must be unique in your org. It must begin with a letter, not include spaces, not end with an underscore, and not contain two consecutive underscores. In managed packages, this field prevents naming conflicts on package installations. With this field, a developer can change the object's name in a managed package and the changes are reflected in a subscriber's organization.</p> <p> <b>Note:</b> When creating large sets of data, always specify a unique <code>DeveloperName</code> for each record. If no <code>DeveloperName</code> is specified, performance may slow while Salesforce generates one for each record.</p>
Language	<p><b>Type</b> picklist</p> <p><b>Properties</b> Filter, Group, Restricted picklist, Sort</p> <p><b>Description</b> The language of cluster labels in the user interface.</p>
MasterLabel	<p><b>Type</b> string</p>

Field Name	Details
	<p><b>Properties</b> Filter, Group, Sort</p> <p><b>Description</b> The user-interface name for the cluster.</p>

## SecurityCustomBaseline

Provides the ability to read, create, and delete user-defined custom security baselines, which define an org's security standards. This object is available in API version 39.0 and later.

### Supported Calls


`create()`, `delete()`, `describeObjects()`, `query()`, `retrieve()`, `update()`, `upsert()`

### Special Access Rules

You must have the "View Health Check" permission to read a custom baseline, and the "Manage Health Check" permission to create, edit, or delete one.


### Fields

Field Name	Details
Baseline	<p><b>Type</b> textarea</p> <p><b>Properties</b> Create, Nillable, Update</p> <p><b>Description</b> The definition of an org's security settings standards.</p>
DeveloperName	<p><b>Type</b> string</p> <p><b>Properties</b> Create, Filter, Group, Sort, Update</p> <p><b>Description</b> The unique name of the object in the API. This name can contain only underscores and alphanumeric characters, and must be unique in your org. It must begin with a letter, not include spaces, not end with an underscore, and not contain two consecutive underscores.</p>

Field Name	Details
	<p> <b>Note:</b> When creating large sets of data, always specify a unique DeveloperName for each record. If no DeveloperName is specified, performance may slow while Salesforce generates one for each record.</p>
IsDefault	<p><b>Type</b> boolean</p> <p><b>Properties</b> Create, Defaulted on create, Filter, Group, Sort, Update</p> <p><b>Description</b> Sets the baseline as the default in Security Health Check.</p>
Language	<p><b>Type</b> picklist</p> <p><b>Properties</b> Create, Defaulted on create, Filter, Group, Nillable, Restricted picklist, Sort, Update</p> <p><b>Description</b> The language of the presence status.</p>
MasterLabel	<p><b>Type</b> string</p> <p><b>Properties</b> Create, Filter, Group, Sort, Update</p> <p><b>Description</b> Label for the category node.</p>
NamespacePrefix	<p><b>Type</b> string</p> <p><b>Properties</b> Filter, Group, Nillable, Sort</p> <p><b>Description</b> The namespace prefix associated with the package.</p>

## SelfServiceUser

Represents a Contact who has been enabled to use your organization's Self-Service portal, where he or she can obtain online support.

 **Note:** Starting with Spring '12, the Self-Service portal isn't available for new orgs. Existing orgs continue to have access to the Self-Service portal.

## Supported Calls

`create()`, `describeSObjects()`, `getDeleted()`, `getUpdated()`, `query()`, `retrieve()`, `update()`, `upsert()`

## Special Access Rules

Customer Portal users can't access this object.

## Fields

Field	Details
<code>ContactId</code>	<p><b>Type</b> reference</p> <p><b>Properties</b> Create, Filter, Group, Sort</p> <p><b>Description</b> Required. All Self-Service users must be associated with a Contact. The contact's email should match the Self-Service user email. The contact must have a value in the <code>AccountId</code> field or an error occurs.</p>
<code>Email</code>	<p><b>Type</b> email</p> <p><b>Properties</b> Create, Filter, Group, Sort, Update</p> <p><b>Description</b> Required. Make this the same as the email address for the Contact associated with this SelfServiceUser. Password resets and other system communication will be sent to this email address.</p>
<code>FirstName</code>	<p><b>Type</b> string</p> <p><b>Properties</b> Create, Filter, Group, Nillable, Sort, Update</p> <p><b>Description</b> First name of the Self-Service user.</p>
<code>IsActive</code>	<p><b>Type</b> boolean</p> <p><b>Properties</b> Create, Defaulted on create, Filter, Group, Sort, Update</p>



Field	Details
	<p><b>Description</b></p> <p>Indicates whether the Self-Service user is allowed to log in to the Self-Service portal (<code>true</code>) or not (<code>false</code>). Note that there is no way to delete a Self-Service user. They can only be marked as inactive.</p>
IsDeleted	<p><b>Type</b></p> <p>boolean</p> <p><b>Properties</b></p> <p>Defaulted on create, Filter</p> <p><b>Description</b></p> <p>Indicates whether the object has been moved to the Recycle Bin (<code>true</code>) or not (<code>false</code>). Label is <b>Deleted</b>.</p>
LanguageLocaleKey	<p><b>Type</b></p> <p>picklist</p> <p><b>Properties</b></p> <p>Create, Filter, Group, Restricted picklist, Sort, Update</p> <p><b>Description</b></p> <p>Required. This is a restricted picklist field. It is the primary language for the user. All on-screen text in the Self-Service portal is displayed in this language.</p>
LastLoginDate	<p><b>Type</b></p> <p>dateTime</p> <p><b>Properties</b></p> <p>Filter, Nillable, Sort</p> <p><b>Description</b></p> <p>The date and time when the Self-Service user last logged in.</p>
LastName	<p><b>Type</b></p> <p>string</p> <p><b>Properties</b></p> <p>Create, Filter, Group, Sort, Update</p> <p><b>Description</b></p> <p>Required. Last name of the Self-Service user.</p>
LocaleSidKey	<p><b>Type</b></p> <p>picklist</p> <p><b>Properties</b></p> <p>Create, Filter, Group, Restricted picklist, Sort, Update</p> <p><b>Description</b></p> <p>Required. This is a restricted picklist field. The value of this field affects the formatting and parsing of values, especially numeric values, in the Self-Service portal. Values are two-letter</p>

Field	Details
	codes that indicate language and sometimes language and country. The codes are based on ISO standards.
Name	<p><b>Type</b> string</p> <p><b>Properties</b> Filter, Group, Sort</p> <p><b>Description</b> Concatenation of <code>FirstName</code> and <code>LastName</code>. Limited to 121 characters.</p>
SuperUser	<p><b>Type</b> boolean</p> <p><b>Properties</b> Defaulted on create, Filter, Group, Sort</p> <p><b>Description</b> Indicates whether this Self-Service user is a super user with additional access on his or her company's Self-Service portal (<code>true</code>) or not (<code>false</code>).</p>
TimeZoneSidKey	<p><b>Type</b> picklist</p> <p><b>Properties</b> Create, Filter, Group, Restricted picklist, Sort, Update</p> <p><b>Description</b> Required. This is a restricted picklist field. The time zone of a affects the offset used when displaying or entering times in the Self-Service portal.</p>
Username	<p><b>Type</b> string</p> <p><b>Properties</b> Create, Filter, Group, Sort, Update</p> <p><b>Description</b> Required. This contains the name that a Self-Service user enters to log into the Self-Service portal. Value must be unique in your organization. If you try to create or update a user with a duplicate value, the operation is rejected and an error is returned.</p>

## Usage

For security reasons, you can't query Self-Service user passwords via the API or the user interface. However, the API allows you to set and reset Self-Service user passwords using the `setPassword()` and `resetPassword()` calls.

SelfServiceUser records created from the API don't cause a notification email to be sent. If you want to notify the user, you must send them an email after creating the user.

SEE ALSO:

[Contact](#)

[User](#)

## ServiceAppointment

---

Represents an appointment to complete field service work for a customer in Field Service Lightning and Lightning Scheduler. This object is available in API version 38.0 and later.

### Supported Calls

`create()`, `delete()`, `describeLayout()`, `describeSObjects()`, `getDeleted()`, `getUpdated()`, `query()`, `retrieve()`, `search()`, `undelete()`, `update()`, `upsert()`

### Special Access Rules


Field Service Lightning must be enabled.


### Fields


Field Name	Details
AccountId	<p><b>Type</b> reference</p> <p><b>Properties</b> Filter, Group, Nillable, Sort</p> <p><b>Description</b> (Read only) The account associated with the appointment. If the parent record is a work order or work order line item, this field's value is inherited from the parent. Otherwise, it remains blank.</p>
ActualDuration	<p><b>Type</b> int</p> <p><b>Properties</b> Create, Filter, Nillable, Sort, Update</p> <p><b>Description</b> The number of minutes that it took the resource to complete the appointment after arriving at the address. When values are first added to the <code>Actual Start</code> and <code>Actual End</code> fields, the <code>Actual Duration</code> is automatically populated to list the difference between the <code>Actual Start</code> and <code>Actual End</code>. If the <code>Actual Start</code> and <code>Actual End</code> fields are subsequently</p>

Field Name	Details
	updated, the <code>Actual Duration</code> field doesn't re-update, but you can manually update it.
<code>ActualEndTime</code>	<p><b>Type</b> dateTime</p> <p><b>Properties</b> Create, Filter, Nillable, Sort, Update</p> <p><b>Description</b> The actual date and time the appointment ended.</p>
<code>ActualStartTime</code>	<p><b>Type</b> dateTime</p> <p><b>Properties</b> Create, Filter, Nillable, Sort, Update</p> <p><b>Description</b> The actual date and time the appointment started.</p>
<code>Address</code>	<p><b>Type</b> address</p> <p><b>Properties</b> Filter</p> <p><b>Description</b> The address where the appointment is taking place. The address is inherited from the parent record if the parent record is a work order or work order line item.</p>
<code>AppointmentNumber</code>	<p><b>Type</b> string</p> <p><b>Properties</b> Autonumber, Defaulted on create, Filter, Sort</p> <p><b>Description</b> An auto-assigned number that identifies the appointment.</p>
<code>ArrivalWindowEndTime</code>	<p><b>Type</b> dateTime</p> <p><b>Properties</b> Create, Filter, Nillable, Sort, Update</p> <p><b>Description</b> The end of the window of time in which the technician is scheduled to arrive at the site. This window is typically larger than the Scheduled Start and End window to allow time for delays and scheduling changes. You may choose to share the Arrival Window Start and End with the customer, but keep the Scheduled Start and End internal-only.</p>

Field Name	Details
ArrivalWindowStartTime	<p><b>Type</b> dateTime</p> <p><b>Properties</b> Create, Filter, Nillable, Sort, Update</p> <p><b>Description</b> The beginning of the window of time in which the technician is scheduled to arrive at the site. This window is typically larger than the Scheduled Start and End window to allow time for delays and scheduling changes. You may choose to share the Arrival Window Start and End with the customer, but keep the Scheduled Start and End internal-only.</p>
City	<p><b>Type</b> string</p> <p><b>Properties</b> Create, Filter, Group, Nillable, Sort, Update</p> <p><b>Description</b> The city where the appointment is completed. Maximum length is 40 characters.</p>
ContactId	<p><b>Type</b> reference</p> <p><b>Properties</b> Create, Filter, Group, Nillable, Sort, Update</p> <p><b>Description</b> The contact associated with the parent record. If needed, you can manually update the service appointment contact.</p>
Country	<p><b>Type</b> string</p> <p><b>Properties</b> Create, Filter, Group, Nillable, Sort, Update</p> <p><b>Description</b> The country where the work order is completed. Maximum length is 80 characters.</p>
Description	<p><b>Type</b> textarea</p> <p><b>Properties</b> Create, Nillable, Update</p> <p><b>Description</b> The description of the appointment.</p>
DueDate	<p><b>Type</b> dateTime</p>

Field Name	Details
	<p><b>Properties</b> Create, Filter, Sort, Update</p> <p><b>Description</b> The date by which the appointment must be completed. Earliest Start Permitted and Due Date typically reflect terms in the customer's service-level agreement.</p>
Duration	<p><b>Type</b> double</p> <p><b>Properties</b> Create, Nillable, Filter, Sort, Update</p> <p><b>Description</b> The estimated length of the appointment. If the parent record is work order or work order line item, the appointment inherits its parent's duration, but it can be manually updated. The duration is in minutes or hours based on the value selected in the <code>Duration Type</code> field.</p>
DurationType	<p><b>Type</b> picklist</p> <p><b>Properties</b> Create, Filter, Group, Nillable, Restricted picklist, Sort, Update</p> <p><b>Description</b> The unit of the Duration: Minutes or Hours.</p>
EarliestStartTime	<p><b>Type</b> dateTime</p> <p><b>Properties</b> Create, Filter, Sort, Update</p> <p><b>Description</b> The date after which the appointment must be completed. Earliest Start Permitted and Due Date typically reflect terms in the customer's service-level agreement.</p>
GeocodeAccuracy	<p><b>Type</b> picklist</p> <p><b>Properties</b> Create, Filter, Group, Nillable, Restricted picklist, Sort, Update</p> <p><b>Description</b> The level of accuracy of a location's geographical coordinates compared with its physical address. Usually provided by a geocoding service based on the address's latitude and longitude coordinates.</p> <p> <b>Note:</b> This field is available in the API only.</p>


Field Name	Details
IsAnonymousBooking	<p><b>Type</b> boolean</p> <p><b>Properties</b> Create, Defaulted on create, Filter, Group, Sort, Update</p> <p><b>Description</b> Indicates whether a service resource was automatically assigned to the appointment. The default value is false.  This field is available in API version 49.0 and later.</p>
LastReferencedDate	<p><b>Type</b> dateTime</p> <p><b>Properties</b> Filter, Nillable, Sort</p> <p><b>Description</b> The date when the service appointment was last modified. Its label in the user interface is <code>Last Modified Date</code>.</p>
LastViewedDate	<p><b>Type</b> dateTime</p> <p><b>Properties</b> Filter, Nillable, Sort</p> <p><b>Description</b> The date when the service appointment was last viewed.</p>
Latitude	<p><b>Type</b> double</p> <p><b>Properties</b> Create, Filter, Nillable, Sort, Update</p> <p><b>Description</b> Used with <code>Longitude</code> to specify the precise geolocation of the address where the service appointments is completed. Acceptable values are numbers between -90 and 90 with up to 15 decimal places.</p> <p> <b>Note:</b> This field is available in the API only.</p>
Longitude	<p><b>Type</b> double</p> <p><b>Properties</b> Create, Filter, Nillable, Sort, Update</p>

Field Name	Details
	<p><b>Description</b></p> <p>Used with <code>Latitude</code> to specify the precise geolocation of the address where the service appointment is completed. Acceptable values are numbers between -180 and 180 with up to 15 decimal places.</p> <p> <b>Note:</b> This field is available in the API only.</p>
OwnerId	<p><b>Type</b></p> <p>reference</p> <p><b>Properties</b></p> <p>Create, Defaulted on create, Filter, Group, Sort, Update</p> <p><b>Description</b></p> <p>The owner of the service appointment.</p>
ParentRecordId	<p><b>Type</b></p> <p>reference</p> <p><b>Properties</b></p> <p>Create, Filter, Group, Sort</p> <p><b>Description</b></p> <p>The parent record associated with the appointment. The parent record can't be updated after the service appointment is created.</p>
ParentRecordStatusCategory	<p><b>Type</b></p> <p>string</p> <p><b>Properties</b></p> <p>Group, Nillable, Sort</p> <p><b>Description</b></p> <p>(Read only) The <code>Status Category</code> of the parent record. If the parent record is a work order or work order line item, this field is populated; otherwise, it remains blank.</p>
ParentRecordType	<p><b>Type</b></p> <p>string</p> <p><b>Properties</b></p> <p>Group, Nillable, Sort</p> <p><b>Description</b></p> <p>(Read only) The type of parent record: Account, Asset, Lead, Opportunity, Work Order, or Work Order Line Item.</p>
PostalCode	<p><b>Type</b></p> <p>string</p> <p><b>Properties</b></p> <p>Create, Filter, Group, Nillable, Sort, Update</p>



Field Name	Details
	<p><b>Description</b> The postal code where the work order is completed. Maximum length is 20 characters.</p>
SchedEndTime	<p><b>Type</b> dateTime</p> <p><b>Properties</b> Create, Filter, Nillable, Sort, Update</p> <p><b>Description</b> The time at which the appointment is scheduled to end. If you are using the Field Service Lightning managed packages with the scheduling optimizer, this field is populated once the appointment is assigned to a resource. <code>Scheduled End - Scheduled Start = Estimated Duration</code>.</p>
SchedStartTime	<p><b>Type</b> dateTime</p> <p><b>Properties</b> Create, Filter, Nillable, Sort, Update</p> <p><b>Description</b> The time at which the appointment is scheduled to start. If you are using the Field Service Lightning managed packages with the scheduling optimizer, this field is populated once the appointment is assigned to a resource.</p>
ServiceTerritoryId	<p><b>Type</b> reference</p> <p><b>Properties</b> Create, Filter, Group, Nillable, Sort, Update</p> <p><b>Description</b> The service territory associated with the appointment. If the parent record is a work order or work order line item, the appointment inherits its parent's service territory.</p>
State	<p><b>Type</b> string</p> <p><b>Properties</b> Create, Filter, Group, Nillable, Sort, Update</p> <p><b>Description</b> The state where the service appointment is completed. Maximum length is 80 characters.</p>
Status	<p><b>Type</b> picklist</p>

Field Name	Details
	<p><b>Properties</b> Create, Defaulted on create, Filter, Group, Nillable, Sort, Update</p> <p><b>Description</b> The status of the appointment. The picklist includes the following values, which can be customized:</p> <ul style="list-style-type: none"> <li>• <code>None</code>—Default value.</li> <li>• <code>Scheduled</code>—Appointment has been assigned to a service resource.</li> <li>• <code>Dispatched</code>—Assigned service resource has been notified about their assignment.</li> <li>• <code>In Progress</code>—Work has begun.</li> <li>• <code>Completed</code>—Work is complete.</li> <li>• <code>Cannot Complete</code>—Work could not be completed.</li> <li>• <code>Canceled</code>—Work is canceled, typically before any work began</li> </ul>
StatusCategory	<p><b>Type</b> picklist</p> <p><b>Properties</b> Defaulted on create, Filter, Group, Nillable, Restricted picklist, Sort</p> <p><b>Description</b> The category that each <code>Status</code> value falls into. The <code>Status Category</code> field's values are identical to the default <code>Status</code> values.</p> <p>If you create custom <code>Status</code> values, you must indicate which category it belongs to. For example, if you create a <code>Customer Absent</code> value, you may decide that it belongs in the <code>Cannot Complete</code> category. To learn which processes reference <code>StatusCategory</code>, see <a href="#">How are Status Categories Used?</a></p>
Street	<p><b>Type</b> textarea</p> <p><b>Properties</b> Create, Filter, Group, Nillable, Sort, Update</p> <p><b>Description</b> The street number and name where the service appointment is completed.</p>
Subject	<p><b>Type</b> string</p> <p><b>Properties</b> Create, Filter, Group, Nillable, Sort, Update</p> <p><b>Description</b> A short phrase describing the appointment.</p>

Field Name	Details
WorkTypeId	<p><b>Type</b> reference</p> <p><b>Properties</b> Create, Filter, Group, Nillable, Sort, Update</p> <p><b>Description</b> The work type associated with the service appointment. The work type is inherited from the appointment's parent record if the parent is a work order or work order line item.</p> <p> <b>Note:</b> If Lightning Scheduler is also in use, this field is editable. However, users see an error if they update it to list a different work type than the parent record's work type.</p>

## Usage

Service appointments always have a parent record, which can be a work order, work order line item, opportunity, account, or asset. The type of parent record tells you about the nature of the service appointment:

- Service appointments on *work orders* and *work order line items* offer a more detailed view of the work being performed. While work orders and work order line items let you enter general information about a task, service appointments are where you add the details about scheduling and ownership.
- Service appointments on *assets* represent work being performed on the asset.
- Service appointments on *accounts* represent work being performed for the account.
- Service appointments on *opportunities* represent work that is related to the opportunity.
- Service appointments on *leads* represent work that is related to lead—for example, a site visit to pursue a promising lead.

## Associated Objects

This object has the following associated objects. Unless noted, they are available in the same API version as this object.

### [ServiceAppointmentFeed](#)

Feed tracking is available for the object.

### [ServiceAppointmentHistory](#)

History is available for tracked fields of the object.

### [ServiceAppointmentOwnerSharingRule](#)

Sharing rules are available for the object.

### [ServiceAppointmentShare](#)

Sharing is available for the object.

## ServiceAppointmentStatus

Represents a possible status of a service appointment in field service.

## Supported Calls

`describeSObjects()`, `query()`, `retrieve()`

## Special Access Rules

Field Service Lightning must be enabled.

## Fields

Field Name	Details
ApiName	<p><b>Type</b> string</p> <p><b>Properties</b> Filter, Group, Sort</p> <p><b>Description</b> The API name of the status value.</p>
IsDefault	<p><b>Type</b> boolean</p> <p><b>Properties</b> Defaulted on create, Filter, Group, Sort</p> <p><b>Description</b> Indicates that the status value is the default status on service appointments. Only one status value can be the default.</p>
MasterLabel	<p><b>Type</b> string</p> <p><b>Properties</b> Filter, Group, Nillable, Sort</p> <p><b>Description</b> The label for the picklist value that appears in the UI.</p>
SortOrder	<p><b>Type</b> int</p> <p><b>Properties</b> Filter, Group, Nillable, Sort</p> <p><b>Description</b> The value's position in the drop-down list of values in the UI.</p>
StatusCode	<p><b>Type</b> picklist</p>

**Field Name****Details****Properties**

Defaulted on create, Filter, Group, Nillable, Restricted picklist, Sort

**Description**


The status category that the value corresponds to. The Status Category field has seven values which are identical to the default Status values.

## Usage

The Status field on service appointments comes with the following values:

- None—Default value.
- Scheduled—Appointment has been assigned to a service resource.
- Dispatched—Assigned service resource has been notified about their assignment.
- In Progress—Work has begun.
- Completed—Work is complete.
- Cannot Complete—Work could not be completed.
- Canceled—Work is canceled, typically before any work began

The ServiceAppointmentStatus object corresponds to the Status field. Adding a value to the Status field—for example, Waiting—creates a service appointment status record, and vice versa.

 **Note:** Service appointments also come with a StatusCategory field whose values are identical to the default Status values. If you create custom Status values, you must indicate which category it belongs to. For example, if you create a *Customer Absent* value, you may decide that it belongs in the *Cannot Complete* category. To learn which processes reference StatusCategory, see [How are Status Categories Used?](#)

## ServiceChannel

Represents a channel of work items that are received from your organization—for example, cases, chats, or leads. This object is available in API version 32.0 and later.

## Supported Calls


`create()`, `delete()`, `describeSObjects()`, `query()`, `retrieve()`, `update()`, `upsert()`

## Special Access Rules

To access this object, [Omni-Channel](#) must be enabled.

## Fields

Field	Details
CapacityModel	<p><b>Type</b> picklist</p> <p><b>Properties</b> Create, Filter, Group, Nillable, RestrictedPicklist, Sort, Update</p> <p><b>Description</b> The method that determines when an agent's capacity for a work item is released. With the Status-Based capacity routing model, work remains assigned and applied to an agent's capacity until the work is completed or reassigned to a different agent. In contrast, the tab-based capacity model releases an agent's capacity when a work tab is closed in the service console. Possible values are StatusBased and TabBased.</p>
CapacityPercentage	<p><b>Type</b> percent</p> <p><b>Properties</b> Create, Filter, Nillable, Sort</p> <p><b>Description</b> The percentage of an agent's capacity for work items that's consumed by a specific type of work item from this service channel.</p> <p>For example, you might give phone calls a capacity percentage of 100. If an agent receives a phone call, the agent won't receive new work items until the call ends, because at that point the agent's capacity will have reached 100%.</p> <p>This field is available in API version 32.0 and earlier. For later API versions, you can set the capacity percentage of work items on the <a href="#">QueueRoutingConfig</a> object. The CapacityPercentage field was removed in API version 33.0.</p>
CapacityWeight	<p><b>Type</b> double</p> <p><b>Properties</b> Create, Filter, Nillable, Sort</p> <p><b>Description</b> The amount of an agent's capacity for work items that's consumed by a work item from this service channel.</p> <p>For example, if an agent has a capacity of 6, and cases are assigned a capacity weight of 2, an agent can be assigned up to 3 cases before the agent is at capacity and can't receive new work items.</p> <p>This field is available in API version 32.0 and earlier. For later API versions, you can set the capacity weight of work items on the <a href="#">QueueRoutingConfig</a> object. The CapacityWeight field was removed in API version 33.0.</p>

Field	Details
DeveloperName	<p><b>Type</b> string</p> <p><b>Properties</b> Create, Filter, Group, Sort, Update</p> <p><b>Description</b> The unique name of the object in the API. This name can contain only underscores and alphanumeric characters, and must be unique in your org. It must begin with a letter, not include spaces, not end with an underscore, and not contain two consecutive underscores. In managed packages, this field prevents naming conflicts on package installations. With this field, a developer can change the object's name in a managed package and the changes are reflected in a subscriber's organization.</p> <p> <b>Note:</b> When creating large sets of data, always specify a unique <code>DeveloperName</code> for each record. If no <code>DeveloperName</code> is specified, performance may slow while Salesforce generates one for each record.</p>
DoesCheckCapOnOwnerChange	<p><b>Type</b> boolean</p> <p><b>Properties</b> Create, Defaulted on create, Filter, Group, Sort, Update</p> <p><b>Description</b> In the Status-Based capacity routing model, when work is reassigned to a specific agent, you can choose to override the capacity check and keep the work assigned to the agent. The default value is false.</p>
DoesCheckCapOnStatusChange	<p><b>Type</b> boolean</p> <p><b>Properties</b> Create, Defaulted on create, Filter, Group, Sort, Update</p> <p><b>Description</b> In the Status-Based capacity routing model, when work is reopened, you can choose to override the capacity check and keep the work assigned to a specific agent. The default value is false.</p>
DoesMinimizeWidgetOnAccept	<p><b>Type</b> boolean</p> <p><b>Properties</b> Create, Defaulted on create, Filter, Group, Sort, Update</p> <p><b>Description</b> Automatically minimizes the Omni-Channel widget when an agent accepts work. The default value is false.</p>
Language	<p><b>Type</b> picklist</p>

Field	Details
	<p><b>Properties</b> Create, Defaulted on create, Filter, Group, Nillable, Restricted picklist, Sort, Update</p> <p><b>Description</b> The language of the service channel.</p>
MasterLabel	<p><b>Type</b> string</p> <p><b>Properties</b> Create, Filter, Group, Sort, Update</p> <p><b>Description</b> The label of the service channel.</p>
RelatedEntity	<p><b>Type</b> picklist</p> <p><b>Properties</b> Create, Filter, Group, Restricted picklist, Sort, Update</p> <p><b>Description</b> The type of object that's associated with this service channel. This field is unique within your organization.</p>
SecRoutingPriorityField	<p><b>Type</b> picklist</p> <p><b>Properties</b> Create, Filter, Group, Nillable, Restricted picklist, Sort, Update</p> <p><b>Description</b> The name of the standard field or the id of the custom field that is used for secondary routing priority. This field is unique within your organization.</p>
StatusField	<p><b>Type</b> picklist</p> <p><b>Properties</b> Create, Filter, Group, Nillable, Restricted picklist, Sort, Update</p> <p><b>Description</b> The picklist field that you use to track work status in the Status-Based capacity routing model. Use ServiceChannelStatusField to specify the values that indicate completed and in-progress work-item status.</p>

## ServiceChannelFieldPriority

Represents a secondary routing priority field-value mapping. This object is available in API version 47.0 and later.



## Supported Calls

`create()`, `delete()`, `describeObjects()`, `query()`, `retrieve()`, `update()`, `upsert()`

## Special Access Rules

To access this object, [Omni-Channel](#) must be enabled.

## Fields

Field	Details
Priority	<p><b>Type</b> int</p> <p><b>Properties</b> Create, Filter, Group, Sort, Update</p> <p><b>Description</b> The priority number assigned to the mapped field value.</p>
ServiceChannelId	<p><b>Type</b> reference</p> <p><b>Properties</b> Create, Filter, Group, Sort</p> <p><b>Description</b> The ID of the service channel.</p>
Value	<p><b>Type</b> string</p> <p><b>Properties</b> Create, Filter, Group, Sort, Update</p> <p><b>Description</b> The value of the SecRoutingPriorityField field defined in parent ServiceChannel.</p>

## ServiceChannelStatus

Represents the status that's associated with a specific service channel. This object is available in API version 32.0 and later.

## Supported Calls

`create()`, `delete()`, `query()`, `update()`, `retrieve()`

## Special Access Rules

To access this object, [Omni-Channel](#) must be enabled.

## Fields

Field	Details
<code>ServiceChannelId</code>	<p><b>Type</b> reference</p> <p><b>Properties</b> Create, Filter, Group, Sort</p> <p><b>Description</b> The ID of the service channel.</p>
<code>ServicePresenceStatusId</code>	<p><b>Type</b> reference</p> <p><b>Properties</b> Create, Filter, Group, Nillable, Sort</p> <p><b>Description</b> The ID of the presence status that's associated with the service channel that's specified by the <code>ServicePresenceChannelId</code>.</p>

## ServiceChannelStatusField

Represents the values that you use to indicate completed and in-progress work item status for the status field in the Status-Based Capacity routing model. This object is available in API version 49.0 and later.

## Supported Calls

`create()`, `delete()`, `describeSObjects()`, `query()`, `retrieve()`, `update()`, `upsert()`

## Special Access Rules

To access this object, [Omni-Channel](#) and Status-Based Capacity Model must be enabled.

## Fields

Field	Details
<code>ServiceChannelId</code>	<p><b>Type</b> reference</p>

Field	Details
	<p><b>Properties</b> Create, Filter, Group, Sort</p> <p><b>Description</b> The ID of the service channel.</p>
Type	<p><b>Type</b> picklist</p> <p><b>Properties</b> Create, Filter, Group, Nillable, Restricted picklist, Sort</p> <p><b>Description</b> For the field that you use to track work status, specifies whether the values are for completed or in-progress work.</p>
Value	<p><b>Type</b> string</p> <p><b>Properties</b> Create, Filter, Group, Sort</p> <p><b>Description</b> Specifies the values that you use to indicate completed and in-progress work status.</p>

## ServiceContract

Represents a customer support contract (business agreement). This object is available in API version 18.0 and later.

### Supported Calls

`create()`, `delete()`, `describeLayout()`, `describeSObjects()`, `getDeleted()`, `getUpdated()`, `query()`, `retrieve()`, `search()`, `undelete()`, `update()`, `upsert()`

### Fields

Field	Details
AccountId	<p><b>Type</b> reference</p> <p><b>Properties</b> Filter, Group, Nillable, Sort</p> <p><b>Description</b> ID of the account associated with the service contract.</p>

Field	Details
ActivationDate	<p><b>Type</b> dateTime</p> <p><b>Properties</b> Filter, Nillable, Sort</p> <p><b>Description</b> The initial day the service contract went into effect (whereas <code>StartDate</code> may include a renewal date).</p>
ApprovalStatus	<p><b>Type</b> picklist</p> <p><b>Properties</b> Defaulted on create, Filter, Group, Nillable, Sort</p> <p><b>Description</b> Approval status of the service contract.</p>
BillingAddress (beta)	<p><b>Type</b> address</p> <p><b>Properties</b> Filter, Nillable</p> <p><b>Description</b> The compound form of the billing address. Read-only. See <a href="#">Address Compound Fields</a> for details on compound address fields.</p>
BillingCity	<p><b>Type</b> string</p> <p><b>Properties</b> Filter, Group, Nillable, Sort</p> <p><b>Description</b> Details for the billing address. Maximum size is 40 characters.</p>
BillingCountry	<p><b>Type</b> string</p> <p><b>Properties</b> Filter, Group, Nillable, Sort</p> <p><b>Description</b> Details for the billing address. Maximum size is 40 characters.</p>
BillingCountryCode	<p><b>Type</b> picklist</p> <p><b>Properties</b> Create, Filter, Group, Nillable, Sort, Update</p>

Field	Details
	<p><b>Description</b> The ISO country code for the service contract's billing address.</p>
BillingLatitude	<p><b>Type</b> double</p> <p><b>Properties</b> Create, Filter, Nillable, Sort, Update</p> <p><b>Description</b> Used with <code>BillingLongitude</code> to specify the precise geolocation of a billing address. Acceptable values are numbers between -90 and 90 with up to 15 decimal places.</p>
BillingLongitude	<p><b>Type</b> double</p> <p><b>Properties</b> Create, Filter, Nillable, Sort, Update</p> <p><b>Description</b> Used with <code>BillingLatitude</code> to specify the precise geolocation of a billing address. Acceptable values are numbers between -180 and 180 with up to 15 decimal places.</p>
BillingPostalCode	<p><b>Type</b> string</p> <p><b>Properties</b> Filter, Group, Nillable, Sort</p> <p><b>Description</b> Details for the billing address. Maximum size is 20 characters.</p>
BillingState	<p><b>Type</b> string</p> <p><b>Properties</b> Group, Sort, Filter, Nillable</p> <p><b>Description</b> Details for the billing address. Maximum size is 20 characters.</p>
BillingStateCode	<p><b>Type</b> picklist</p> <p><b>Properties</b> Create, Filter, Group, Nillable, Sort, Update</p> <p><b>Description</b> The ISO state code for the service contract's billing address.</p>

Field	Details
BillingStreet	<p><b>Type</b> textarea</p> <p><b>Properties</b> Filter, Group, Nillable, Sort</p> <p><b>Description</b> Street address for the billing address.</p>
ContactId	<p><b>Type</b> reference</p> <p><b>Properties</b> Filter, Group, Nillable, Sort</p> <p><b>Description</b> Required. ID of the Contact associated with the service contract. Must be a valid ID.</p>
ContractNumber	<p><b>Type</b> string</p> <p><b>Properties</b> Autonumber, Defaulted on create, Filter, Sort</p> <p><b>Description</b> Unique number automatically assigned to the service contract.</p>
Description	<p><b>Type</b> textarea</p> <p><b>Properties</b> Nillable</p> <p><b>Description</b> Description of the service contract.</p>
Discount	<p><b>Type</b> percent</p> <p><b>Properties</b> Filter, Nillable, Sort</p> <p><b>Description</b> The last day the service contract is in effect. Weighted average of all contract line item discounts on the service contract.</p>
EndDate	<p><b>Type</b> date</p> <p><b>Properties</b> Filter, Group, Nillable, Sort</p>

Field	Details
	<p><b>Description</b> The last day the service contract is in effect.</p>
GrandTotal	<p><b>Type</b> currency</p> <p><b>Properties</b> Filter, Nillable, Sort</p> <p><b>Description</b> Total price of the service contract plus shipping and taxes.</p>
IsDeleted	<p><b>Type</b> boolean</p> <p><b>Properties</b> Defaulted on create, Filter</p> <p><b>Description</b> Indicates whether the object has been moved to the Recycle Bin (<code>true</code>) or not (<code>false</code>). Label is <b>Deleted</b>.</p>
LastReferencedDate	<p><b>Type</b> date</p> <p><b>Properties</b> Filter, Nillable, Sort, Update</p> <p><b>Description</b> The timestamp for when the current user last viewed a record related to this record.</p>
LastViewedDate	<p><b>Type</b> date</p> <p><b>Properties</b> Filter, Nillable, Sort, Update</p> <p><b>Description</b> The timestamp for when the current user last viewed this record. If this value is null, this record might only have been referenced (<code>LastReferencedDate</code>) and not viewed.</p>
LineItemCount	<p><b>Type</b> int</p> <p><b>Properties</b> Filter, Nillable, Group, Sort</p> <p><b>Description</b> Number of ContractLineItem records associated with the service contract.</p>
Name	<p><b>Type</b> string</p>

Field	Details
	<p><b>Properties</b> Create, Filter, Group, Sort, Update</p> <p><b>Description</b> Name of the service contract.</p>
OwnerId	<p><b>Type</b> reference</p> <p><b>Properties</b> Create, Defaulted on create, Filter, Group, Sort, Update</p> <p><b>Description</b> The ID of the user who currently owns the service contract.</p>
ParentServiceContractId	<p><b>Type</b> reference</p> <p><b>Properties</b> Create, Filter, Group, Nillable, Sort, Update</p> <p><b>Description</b> The service contract's parent service contract, if it has one.</p>
Pricebook2Id	<p><b>Type</b> reference</p> <p><b>Properties</b> Create, Filter, Group, Nillable, Sort, Update</p> <p><b>Description</b> ID of the Pricebook2 associated with the service contract. Must be a valid ID.</p>
RootServiceContractId	<p><b>Type</b> reference</p> <p><b>Properties</b> Filter, Group, Nillable, Sort</p> <p><b>Description</b> (Read only) The top-level service contract in a service contract hierarchy. Depending on where a service contract lies in the hierarchy, its root could be the same as its parent.</p>
ShippingAddress (beta)	<p><b>Type</b> address</p> <p><b>Properties</b> Filter, Nillable</p> <p><b>Description</b> The compound form of the shipping address. Read-only. See <a href="#">Address Compound Fields</a> for details on compound address fields.</p>



Field	Details
ShippingCity	<p><b>Type</b> string</p> <p><b>Properties</b> Filter, Group, Nillable, Sort</p> <p><b>Description</b> Details of the shipping address. Maximum size is 40 characters.</p>
ShippingCountry	<p><b>Type</b> string</p> <p><b>Properties</b> Filter, Group, Nillable, Sort</p> <p><b>Description</b> Details of the shipping address. Country maximum size is 40 characters.</p>
ShippingCountryCode	<p><b>Type</b> picklist</p> <p><b>Properties</b> Create, Filter, Group, Nillable, Sort, Update</p> <p><b>Description</b> The ISO country code for the service contract's shipping address.</p>
ShippingLatitude	<p><b>Type</b> double</p> <p><b>Properties</b> Create, Filter, Nillable, Sort, Update</p> <p><b>Description</b> Used with <code>ShippingLongitude</code> to specify the precise geolocation of a shipping address. Acceptable values are numbers between -90 and 90 with up to 15 decimal places.</p>
ShippingLongitude	<p><b>Type</b> double</p> <p><b>Properties</b> Create, Filter, Nillable, Sort, Update</p> <p><b>Description</b> Used with <code>ShippingLatitude</code> to specify the precise geolocation of an address. Acceptable values are numbers between -180 and 180 with up to 15 decimal places.</p>
ShippingPostalCode	<p><b>Type</b> string</p> <p><b>Properties</b> Create, Filter, Nillable, Update</p>

Field	Details
	<p><b>Description</b> Details of the shipping address. Postal code maximum size is 20 characters.</p>
ShippingState	<p><b>Type</b> string</p> <p><b>Properties</b> Create, Filter, Nillable, Update</p> <p><b>Description</b> Details of the shipping address. State maximum size is 20 characters.</p>
ShippingStateCode	<p><b>Type</b> picklist</p> <p><b>Properties</b> Create, Filter, Group, Nillable, Sort, Update</p> <p><b>Description</b> The ISO state code for the service contract's shipping address.</p>
ShippingStreet	<p><b>Type</b> textarea</p> <p><b>Properties</b> Create, Filter, Nillable, Update</p> <p><b>Description</b> The street address of the shipping address. Maximum of 255 characters.</p>
SpecialTerms	<p><b>Type</b> textarea</p> <p><b>Properties</b> Create, Nillable, Update</p> <p><b>Description</b> Any terms specifically agreed to and tracked in the service contract.</p>
StartDate	<p><b>Type</b> date</p> <p><b>Properties</b> Create, Filter, Nillable, Update</p> <p><b>Description</b> The first day the service contract is in effect.</p>
Status	<p><b>Type</b> picklist</p> <p><b>Properties</b> Filter, Nillable</p>

Field	Details
	<p><b>Description</b> The status of the service contract, such as Inactive.</p>
Subtotal	<p><b>Type</b> currency</p> <p><b>Properties</b> Filter, Nillable</p> <p><b>Description</b> Total of the service contract line items (products) before discounts, taxes, and shipping are applied.</p>
Tax	<p><b>Type</b> currency</p> <p><b>Properties</b> Create, Filter, Nillable, Update</p> <p><b>Description</b> Total taxes for the service contract.</p>
Term	<p><b>Type</b> int</p> <p><b>Properties</b> Create, Filter, Nillable, Update</p> <p><b>Description</b> Number of months that the service contract is valid.</p>
TotalPrice	<p><b>Type</b> currency</p> <p><b>Properties</b> Filter, Nillable</p> <p><b>Description</b> Total of the contract line items (products) after discounts and before taxes and shipping.</p>

## Associated Objects

This object has the following associated objects. Unless noted, they are available in the same API version as this object.

### [ServiceContractFeed \(API version 23.0\)](#)

Feed tracking is available for the object.

### [ServiceContractHistory](#)

History is available for tracked fields of the object.

### [ServiceContractOwnerSharingRule](#)

Sharing rules are available for the object.

**ServiceContractShare**

Sharing is available for the object.


SEE ALSO:

[ServiceContractOwnerSharingRule](#)

## ServiceContractOwnerSharingRule

---

Represents the rules for sharing a ServiceContract (customer service agreement) with users other than the owner. This object is available in API version 18.0 and later.


 **Note:** To enable access to this object for your org, contact Salesforce customer support. However, we recommend that you instead use Metadata API to programmatically update owner sharing rules because it triggers automatic sharing rule recalculation. The [SharingRules](#) Metadata API type is enabled for all orgs.

## Supported Calls

`create()`, `delete()`, `describeSObjects()`, `getDeleted()`, `getUpdated()`, `query()`, `retrieve()`, `update()`, `upsert()`

## Fields

Field Name	Details
AccessLevel	<p><b>Type</b> picklist</p> <p><b>Properties</b> Create, Filter, Group, Sort, Update</p> <p><b>Description</b> A value that represents the type of sharing allowed. The possible values are:</p> <ul style="list-style-type: none"> <li>• Read</li> <li>• Edit</li> </ul>
Description	<p><b>Type</b> textarea</p> <p><b>Properties</b> Create, Filter, Nillable, Sort, Update</p> <p><b>Description</b> A description of the sharing rule. Maximum size is 1000 characters. This field is available in API version 29.0 and later.</p>
DeveloperName	<p><b>Type</b> string</p>

Field Name	Details
	<p><b>Properties</b> Create, Defaulted on create, Filter, Group, Sort, Update</p> <p><b>Description</b> The unique name of the object in the API. This name can contain only underscores and alphanumeric characters, and must be unique in your org. It must begin with a letter, not include spaces, not end with an underscore, and not contain two consecutive underscores. In managed packages, this field prevents naming conflicts on package installations. With this field, a developer can change the object's name in a managed package and the changes are reflected in a subscriber's organization. Corresponds to <b>Rule Name</b> in the user interface.</p> <p>This field is available in API version 24.0 and later.</p> <p> <b>Note:</b> When creating large sets of data, always specify a unique <code>DeveloperName</code> for each record. If no <code>DeveloperName</code> is specified, performance may slow while Salesforce generates one for each record.</p>
GroupId	<p><b>Type</b> reference</p> <p><b>Properties</b> Create, Filter, Group, Sort,</p> <p><b>Description</b> The ID representing the source group. Service contracts owned by users in the source group trigger the rule to give access.</p>
Name	<p><b>Type</b> string</p> <p><b>Properties</b> Create, Filter, Group, Sort, Update</p> <p><b>Description</b> Label of the sharing rule as it appears in the user interface. Limited to 80 characters. Corresponds to <b>Label</b> in the user interface.</p>
UserorGroupId	<p><b>Type</b> reference</p> <p><b>Properties</b> Create, Filter</p> <p><b>Description</b> The ID representing the target user or group. Target users or groups are given access.</p>

## Usage

Use this object to manage the sharing rules for a service contract. General sharing and territory management-related sharing use this object.

SEE ALSO:

[ServiceContract](#)

[Metadata API Developer Guide: SharingRules](#)

## ServiceCrew

---

Represents a group of service resources who can be assigned to service appointments as a unit.

A service crew is a group of service resources whose combined skills and experience make them a good fit to work together on appointments. For example, a wellhead repair crew might include a hydrologist, a mechanical engineer, and an electrician.

Service appointments can only be assigned to service resources. To assign a service crew to service appointments, you must create a service resource with a resource type of Crew that represents the crew, then use the resource for assignment purposes.

## Supported Calls

`create()`, `delete()`, `describeLayout()`, `describeSObjects()`, `getDeleted()`, `getUpdated()`, `query()`, `retrieve()`, `search()`, `undelete()`, `update()`, `upsert()`

## Special Access Rules

Field Service Lightning must be enabled.

## Fields

Field Name	Details
CrewSize	<p><b>Type</b> int</p> <p><b>Properties</b> Create, Filter, Group, Sort, Update</p> <p><b>Description</b> The number of members on the crew. This field is manual, so it doesn't auto-update when you add or remove members.</p>
LastReferencedDate	<p><b>Type</b> dateTime</p> <p><b>Properties</b> Filter, Nillable, Sort</p>

Field Name	Details
	<p><b>Description</b></p> <p>The date when the service crew was last modified. Its label in the user interface is <code>Last Modified Date</code>.</p>
LastViewedDate	<p><b>Type</b></p> <p>dateTime</p> <p><b>Properties</b></p> <p>Filter, Nillable, Sort</p> <p><b>Description</b></p> <p>The date when the service crew was last viewed.</p>
Name	<p><b>Type</b></p> <p>string</p> <p><b>Properties</b></p> <p>Create, Filter, Group, Sort, Update</p> <p><b>Description</b></p> <p>The name of the service crew. For example, Repair Crew.</p>
OwnerId	<p><b>Type</b></p> <p>reference</p> <p><b>Properties</b></p> <p>Create, Defaulted on create, Filter, Group, Sort, Update</p> <p><b>Description</b></p> <p>The crew owner. By default, the owner is the person who created the service crew.</p>

## Associated Objects

This object has the following associated objects. Unless noted, they are available in the same API version as this object.

### [ServiceCrewFeed](#)

Feed tracking is available for the object.

### [ServiceCrewHistory](#)

History is available for tracked fields of the object.

### [ServiceCrewOwnerSharingRule](#)

Sharing rules are available for the object.

### [ServiceCrewShare](#)

Sharing is available for the object.

## ServiceCrewMember

Represents a technician service resource that belongs to a service crew.

## Supported Calls

`create()`, `delete()`, `describeLayout()`, `describeSObjects()`, `getDeleted()`, `getUpdated()`, `query()`, `retrieve()`, `search()`, `undelete()`, `update()`, `upsert()`

## Special Access Rules

Field Service Lightning must be enabled.

## Fields

Field Name	Details
EndDate	<p><b>Type</b> dateTime</p> <p><b>Properties</b> Create, Filter, Nillable, Sort, Update</p> <p><b>Description</b> The last day that the service resource belongs to the crew. You can use this field to track employment dates for contractors.</p>
IsLeader	<p><b>Type</b> boolean</p> <p><b>Properties</b> Create, Defaulted on create, Filter, Group, Sort, Update</p> <p><b>Description</b> Indicates that the member is the crew leader.</p>
LastReferencedDate	<p><b>Type</b> dateTime</p> <p><b>Properties</b> Filter, Nillable, Sort</p> <p><b>Description</b> The date when the service crew member was last modified. Its label in the user interface is <code>Last Modified Date</code>.</p>
LastViewedDate	<p><b>Type</b> dateTime</p> <p><b>Properties</b> Filter, Nillable, Sort</p> <p><b>Description</b> The date when the service crew member was last viewed.</p>



Field Name	Details
ServiceCrewId	<p><b>Type</b> reference</p> <p><b>Properties</b> Create, Filter, Group, Sort</p> <p><b>Description</b> The crew that the service resource belongs to.</p>
ServiceCrewMemberNumber	<p><b>Type</b> string</p> <p><b>Properties</b> Autonumber, Defaulted on create, Filter, Sort</p> <p><b>Description</b> An auto-generated number identifying the service crew member.</p>
ServiceResourceId	<p><b>Type</b> reference</p> <p><b>Properties</b> Create, Filter, Group, Sort, Update</p> <p><b>Description</b> The service resource that belongs to the crew. Only service resources whose resource type is Technician can be added to service crews.</p>
StartDate	<p><b>Type</b> dateTime</p> <p><b>Properties</b> Create, Filter, Sort, Update</p> <p><b>Description</b> Required. The day the service resource joins the crew. Service resources can belong to multiple crews as long as their start and end dates don't overlap.</p>

## Associated Objects

This object has the following associated objects. Unless noted, they are available in the same API version as this object.

### [ServiceCrewMemberFeed](#)


Feed tracking is available for the object.

### [ServiceCrewMemberHistory](#)

History is available for tracked fields of the object.

## ServiceCrewOwnerSharingRule

Represents the rules for sharing a service crew with user records other than the owner or anyone above the owner in the role hierarchy.

 **Note:** To enable access to this object for your org, contact Salesforce customer support. However, we recommend that you instead use Metadata API to programmatically update owner sharing rules because it triggers automatic sharing rule recalculation. The [SharingRules](#) Metadata API type is enabled for all orgs.


## Supported Calls

`describeSObjects()`, `getDeleted()`, `getUpdated()`, `query()`, `retrieve()`

## Special Access Rules

Field Service Lightning must be enabled.

## Fields

Field	Details
Description	<p><b>Type</b> textarea</p> <p><b>Properties</b> Create, Filter, Nillable, Sort, Update</p> <p><b>Description</b> A description of the sharing rule. Maximum size is 1000 characters.</p>
DeveloperName	<p><b>Type</b> string</p> <p><b>Properties</b> Create, Defaulted on create, Filter, Group, Sort, Update</p> <p><b>Description</b> The unique name of the object in the API. This name can contain only underscores and alphanumeric characters, and must be unique in your org. It must begin with a letter, not include spaces, not end with an underscore, and not contain two consecutive underscores. In managed packages, this field prevents naming conflicts on package installations. With this field, a developer can change the object's name in a managed package and the changes are reflected in a subscriber's organization. Corresponds to <b>Rule Name</b> in the user interface.</p> <p> <b>Note:</b> When creating large sets of data, always specify a unique <code>DeveloperName</code> for each record. If no <code>DeveloperName</code> is specified, performance may slow while Salesforce generates one for each record.</p>
GroupId	<p><b>Type</b> reference</p> <p><b>Properties</b> Create, Filter, Group, Sort</p>

Field	Details
	<p><b>Description</b></p> <p>The ID representing the source group. A service crew owned by a User in the source Group triggers the rule to give access.</p>
Name	<p><b>Type</b></p> <p>string</p> <p><b>Properties</b></p> <p>Create, Filter, Group, Sort, Update</p> <p><b>Description</b></p> <p>Label of the sharing rule as it appears in the user interface. Limited to 80 characters. Corresponds to <b>Label</b> on the user interface.</p>
ServiceResourceAccessLevel	<p><b>Type</b></p> <p>picklist</p> <p><b>Properties</b></p> <p>Create, Filter, Group, Restricted picklist, Sort, Update</p> <p><b>Description</b></p> <p>A value that represents the type of access granted to the target Group, or UserRole. The possible values are:</p> <ul style="list-style-type: none"> <li>• Read</li> <li>• Edit</li> <li>• All</li> </ul>
UserOrGroupId	<p><b>Type</b></p> <p>reference</p> <p><b>Properties</b></p> <p>Create, Filter, Group, Sort</p> <p><b>Description</b></p> <p>The ID representing the User or Group being granted access.</p>

## ServicePresenceStatus

---

Represents a presence status that can be assigned to a service channel. This object is available in API version 32.0 and later.


### Supported Calls

`create()`, `delete()`, `query()`, `update()`, `retrieve()`

### Special Access Rules

To access this object, [Omni-Channel](#) must be enabled.

## Fields

Field	Details
DeveloperName	<p><b>Type</b> string</p> <p><b>Properties</b> Create, Filter, Group, Sort</p> <p><b>Description</b> The unique name of the object in the API. This name can contain only underscores and alphanumeric characters, and must be unique in your org. It must begin with a letter, not include spaces, not end with an underscore, and not contain two consecutive underscores. In managed packages, this field prevents naming conflicts on package installations. With this field, a developer can change the object's name in a managed package and the changes are reflected in a subscriber's organization.</p> <p> <b>Note:</b> When creating large sets of data, always specify a unique <code>DeveloperName</code> for each record. If no <code>DeveloperName</code> is specified, performance may slow while Salesforce generates one for each record.</p>
Language	<p><b>Type</b> picklist</p> <p><b>Properties</b> Create, Filter, Group, Nillable, Restricted picklist, Sort</p> <p><b>Description</b> The language of the presence status.</p>
MasterLabel	<p><b>Type</b> string</p> <p><b>Properties</b> Create, Filter, Group, Sort</p> <p><b>Description</b> The label of the presence status.</p>

## ServiceReport

Represents a report that summarizes a work order, work order line item, or service appointment.

The fields that appear on a service report are determined by its service report template. Service reports can be signed by the customer and shared as a PDF.

## Supported Calls


`create()`, `delete()`, `describeSObjects()`, `getDeleted()`, `getUpdated()`, `query()`, `retrieve()`, `undelete()`

## Special Access Rules

Field Service Lightning must be enabled.

## Fields

Field Name	Details
ContentVersionDocumentId	<p><b>Type</b> reference</p> <p><b>Properties</b> Filter, Group, Nillable, Sort</p> <p><b>Description</b> ID of the service report version, used for storage.</p>
DocumentBody	<p><b>Type</b> base64</p> <p><b>Properties</b> Create, Nillable</p> <p><b>Description</b> The report output.</p>
DocumentContentType	<p><b>Type</b> picklist</p> <p><b>Properties</b> Create, Filter, Group, Nillable, Restricted picklist, Sort</p> <p><b>Description</b> The type of data used for the report output: application/pdf.</p>
DocumentLength	<p><b>Type</b> int</p> <p><b>Properties</b> Filter, Group, Nillable, Sort</p> <p><b>Description</b> The length of the report output.</p>
DocumentName	<p><b>Type</b> string</p> <p><b>Properties</b> Create, Filter, Group, Nillable, Sort</p> <p><b>Description</b> The name of the report output, always set to Service Report.</p>

Field Name	Details
IsSigned	<p><b>Type</b> boolean</p> <p><b>Properties</b> Create, Defaulted on create, Filter, Group, Sort</p> <p><b>Description</b> Indicates whether the service report contains one or more signatures.</p> <p> <b>Tip:</b> Add this field to the Service Reports related list on work orders, work order line items, and service appointments.</p>
ParentId	<p><b>Type</b> reference</p> <p><b>Properties</b> Create, Filter, Group, Sort</p> <p><b>Description</b> The ID of the service appointment, work order, or work order line item that the service report summarizes. For example, if you click <b>Create Service Report</b> on a service appointment, this field lists the service appointment's record ID.</p>
ServiceReportLanguage	<p><b>Type</b> picklist</p> <p><b>Properties</b> Create, Filter, Group, Nillable, Sort, Restricted picklist</p> <p><b>Description</b> The language used for the service report. The language is selected in the <code>ServiceReportLanguage</code> field on the associated work order. If the work order doesn't specify a service report language, the report is translated in the default language in Salesforce of the person generating the report.</p>
ServiceReportNumber	<p><b>Type</b> string</p> <p><b>Properties</b> Autonumber, Defaulted on create, Filter, Sort</p> <p><b>Description</b> An auto-generated number identifying the service report.</p>
Template	<p><b>Type</b> string</p> <p><b>Properties</b> Create, Filter, Group, Nillable, Sort</p> <p><b>Description</b> The service report template used to generate the service report.</p>

**Field Name****Details**

**Note:** If the person creating the service report doesn't have access to certain objects or fields that are included in the service report template, those fields aren't visible in the report they create.

## Associated Objects

This object has the following associated objects. Unless noted, they are available in the same API version as this object.

### [ServiceReportHistory](#)

History is available for tracked fields of the object.

## ServiceReportLayout

Represents a service report template in field service.

## Supported Calls

`describeSObjects()`, `query()`, `retrieve()`

## Special Access Rules

Field Service Lightning must be enabled.

## Fields

**Field Name****Details**

DeveloperName

**Type**

string

**Properties**

Filter, Group, Sort

**Description**

The developer name of the service report template.

Language

**Type**

picklist

**Properties**

Filter, Group, Restricted picklist, Sort

**Description**

The language that the service report template uses.

Field Name	Details
LastViewedDate	<p><b>Type</b> dateTime</p> <p><b>Properties</b> Filter, Nillable, Sort</p> <p><b>Description</b> The date the service report template was last viewed.</p>
MasterLabel	<p><b>Type</b> string</p> <p><b>Properties</b> Filter, Group, Sort</p> <p><b>Description</b> The name of the service report template. For example, Maintenance Report Template.</p>

## ServiceResource

Represents a service technician or service crew in field service in Field Service Lightning and Lightning Scheduler. This object is available in API version 38.0 and later.

### Supported Calls

`create()`, `describeLayout()`, `describeSObjects()`, `getDeleted()`, `getUpdated()`, `query()`, `retrieve()`, `search()`, `update()`, `upsert()`


### Special Access Rules

Field Service Lightning must be enabled.

### Fields

Field Name	Details
Description	<p><b>Type</b> textarea</p> <p><b>Properties</b> Create, Nillable, Update</p> <p><b>Description</b> The description of the resource.</p>



Field Name	Details
IsActive	<p><b>Type</b> boolean</p> <p><b>Properties</b> Create, Defaulted on create, Filter, Group, Sort, Update</p> <p><b>Description</b> When selected, this option means that the resource can be assigned to work orders. For service tracking purposes, resources can't be deleted, so deactivating a resource is the best way to send them into retirement.</p> <p>Deactivating a user deactivates the related service resource. You can't create a service resource that is linked to an inactive user.</p>
IsCapacityBased	<p><b>Type</b> boolean</p> <p><b>Properties</b> Create, Defaulted on create, Filter, Group, Sort, Update</p> <p><b>Description</b> Capacity-based resources are limited to a certain number of hours or appointments in a specified time period.</p> <p> <b>Tip:</b> The Capacities related list shows a resource's capacity.</p>
IsOptimizationCapable	<p><b>Type</b> boolean</p> <p><b>Properties</b> Create, Defaulted on create, Filter, Group, Sort, Update</p> <p><b>Description</b> This field is reserved for Field Service Lightning and the managed package. Create a custom field instead of using this field to indicate whether optimization should use a service resource.</p>
LastKnownLatitude	<p><b>Type</b> double</p> <p><b>Properties</b> Create, Filter, Nillable, Sort, Update</p> <p><b>Description</b> The latitude of the last known location.</p>
LastKnownLongitude	<p><b>Type</b> double</p> <p><b>Properties</b> Create, Filter, Nillable, Sort, Update</p>

Field Name	Details
	<p><b>Description</b> The longitude of the last known location.</p>
LastKnownLocation	<p><b>Type</b> location</p> <p><b>Properties</b> Nillable</p> <p><b>Description</b> The service resource's last known location. You can configure this field to display data collected from a custom mobile app. This field is not visible in the user interface, but you can expose it on service resource page layouts or set up field tracking to be able to view a resource's location history.</p>
LastKnownLocationDate	<p><b>Type</b> dateTime</p> <p><b>Properties</b> Filter, Nillable, Sort</p> <p><b>Description</b> The date and time of the last known location.</p>
LastReferencedDate	<p><b>Type</b> dateTime</p> <p><b>Properties</b> Filter, Nillable, Sort</p> <p><b>Description</b> The date when the service resource was last modified. Its label in the user interface is <code>Last Modified Date</code>.</p>
LastViewedDate	<p><b>Type</b> dateTime</p> <p><b>Properties</b> Filter, Nillable, Sort</p> <p><b>Description</b> The date when the service resource was last viewed.</p>
LocationId	<p><b>Type</b> reference</p> <p><b>Properties</b> Create, Filter, Group, Sort, Nillable, Update</p> <p><b>Description</b> The location associated with the service resource. For example, a service vehicle driven by the service resource.</p>

Field Name	Details
Name	<p><b>Type</b> string</p> <p><b>Properties</b> Create, Filter, Group, Sort, Update</p> <p><b>Description</b> The resource's name. You'll likely want this to be the name or title of the associated user or service crew.</p>
OwnerId	<p><b>Type</b> reference</p> <p><b>Properties</b> Create, Defaulted on create, Filter, Group, Sort, Update</p> <p><b>Description</b> The owner of the service resource.</p>
RelatedRecordId	<p><b>Type</b> reference</p> <p><b>Properties</b> Create, Filter, Group, Sort, Nillable</p> <p><b>Description</b> The associated user. Its label in the UI is <code>User</code>. If the service resource represents a service crew rather than a user, leave the <code>User</code> field blank and select the related crew in the <code>ServiceCrewId</code> field.</p>
ResourceType	<p><b>Type</b> picklist</p> <p><b>Properties</b> Create, Defaulted on create, Filter, Group, Nillable, Restricted picklist, Sort, Update</p> <p><b>Description</b> Indicates whether the resource is a Technician (T), Dispatcher (D), Crew (C), Asset (S), Agent (A), or Planner (P). The default value is Technician (T). Resources who are dispatchers can't be capacity-based or included in scheduling optimization. Only users with the Field Service Dispatcher permission set license can be dispatchers. You can't add additional resource types.</p>
ServiceCrewId	<p><b>Type</b> reference</p> <p><b>Properties</b> Create, Filter, Group, Sort, Nillable, Update</p> <p><b>Description</b> The associated service crew. If the service resource represents a crew, select the crew.</p>

**Field Name****Details**

**Note:** This field is hidden for all users by default. To use it, update its field-level security settings in Setup and add it to your service resource page layouts.

## Associated Objects

This object has the following associated objects. Unless noted, they are available in the same API version as this object.

### ServiceResourceFeed

Feed tracking is available for the object.

### ServiceResourceHistory

History is available for tracked fields of the object.

### ServiceResourceOwnerSharingRule

Sharing rules are available for the object.

### ServiceResourceShare

Sharing is available for the object.

## ServiceResourceCapacity

Represents the maximum number of scheduled hours or number of service appointments that a capacity-based service resource can complete within a specific time period. This object is available in API version 38.0 and later.

## Supported Calls

`create()`, `delete()`, `describeLayout()`, `getDeleted()`, `getUpdated()`, `query()`, `retrieve()`, `search()`, `update()`, `upsert()`

## Special Access Rules

Field Service Lightning must be enabled.

## Fields

**Field Name****Details**

CapacityInHours

**Type**

double

**Properties**

Create, Filter, Nillable, Sort, Update

**Description**

The number of hours that the resource can work per time period. You must fill out this field, the `CapacityInWorkItems` field, or both.


Field Name	Details
CapacityInWorkItems	<p><b>Type</b> int</p> <p><b>Properties</b> Create, Filter, Group, Nillable, Sort, Update</p> <p><b>Description</b> The total number of service appointments that the resource can complete per time period. You must fill out this field, the <code>CapacityInHours</code> field, or both.</p>
CapacityNumber	<p><b>Type</b> string</p> <p><b>Properties</b> Autonumber, Defaulted on create, Filter, idLookup, Sort</p> <p><b>Description</b> (Read only) An auto-generated number identifying the capacity record.</p>
EndDate	<p><b>Type</b> date</p> <p><b>Properties</b> Create, Filter, Group, Nillable, Sort, Update</p> <p><b>Description</b> The date the capacity ends; for example, the end date of a contract.</p>
LastReferencedDate	<p><b>Type</b> dateTime</p> <p><b>Properties</b> Filter, Nillable, Sort</p> <p><b>Description</b> The timestamp for when the current user last viewed a record related to this record.</p>
LastViewedDate	<p><b>Type</b> dateTime</p> <p><b>Properties</b> Filter, Nillable, Sort</p> <p><b>Description</b> The timestamp for when the current user last viewed this record. If this value is null, this record might only have been referenced (<code>LastReferencedDate</code>) and not viewed.</p>
ServiceResourceId	<p><b>Type</b> reference</p>

Field Name	Details
	<p><b>Properties</b> Create, Filter, Group, Sort</p> <p><b>Description</b> The associated service resource. You can set multiple capacities for a resource as long as their start and end dates do not overlap.</p>
StartDate	<p><b>Type</b> date</p> <p><b>Properties</b> Create, Filter, Group, Sort</p> <p><b>Description</b> The date the capacity goes into effect.</p>
TimePeriod	<p><b>Type</b> picklist</p> <p><b>Properties</b> Create, Defaulted on create, Filter, Group, Nillable, Restricted picklist, Sort, Update</p> <p><b>Description</b> Days, Hours, or Months. For example, if a resource can work 80 hours per month, the capacity's <code>Time Period</code> would be <code>Month</code> and <code>Hours per Time Period</code> would be <code>80</code>.</p>

## Usage

Service resources who are capacity-based can only work a certain number of hours or complete a certain number of service appointments within a specified time period. Contractors tend to be capacity-based. To indicate that a service resource is capacity-based, select **Capacity-Based** on the service resource record, then create a capacity record for the service resource.

You must fill out at least one of these fields: `CapacityInWorkItems` and `CapacityInHours`. If you're using the Field Service Lightning managed package and would like to measure capacity both in hours and in number of work items, enter a value for both. The resource is considered to reach their capacity based on whichever term is met first—hours or number of work items.

 **Important:** If you aren't using the Field Service Lightning managed package, capacity serves more as a suggestion than a rule. Resources can still be as scheduled beyond their capacity, and you aren't notified when a resource exceeds their capacity.

## Associated Objects

This object has the following associated objects. Unless noted, they are available in the same API version as this object.

### [ServiceResourceCapacityFeed](#)

Feed tracking is available for the object.

### [ServiceResourceCapacityHistory](#)

History is available for tracked fields of the object.

## ServiceResourceCapacityHistory

---

Represents the history of changes made to tracked fields on a service resource capacity record. This object is available in API version 38.0 and later.

### Supported Calls

`getDeleted()`, `getUpdated()`, `query()`, `retrieve()`

### Special Access Rules

Field Service Lightning must be enabled in your organization, and field tracking for service resource capacity fields must be configured.


### Fields

Field Name	Details
DataType	<p><b>Type</b> picklist</p> <p><b>Properties</b> Filter, Group, Nillable, Restricted picklist, Sort</p> <p><b>Description</b> Data type of the field that was changed.</p>
Field	<p><b>Type</b> picklist</p> <p><b>Properties</b> Filter, Group, Restricted picklist, Sort</p> <p><b>Description</b> The name of the field that was changed.</p>
NewValue	<p><b>Type</b> anyType</p> <p><b>Properties</b> Nillable, Sort</p> <p><b>Description</b> The new value of the field that was changed.</p>
OldValue	<p><b>Type</b> anyType</p> <p><b>Properties</b> Nillable, Sort</p>

Field Name	Details
	<p><b>Description</b></p> <p>The value of the field before it was changed.</p>
ServiceResourceCapacityId	<p><b>Type</b></p> <p>reference</p> <p><b>Properties</b></p> <p>Filter, Group, Sort</p> <p><b>Description</b></p> <p>ID of the service resource capacity being tracked. The history is displayed on the detail page for this record.</p>

## ServiceResourceOwnerSharingRule

Represents the rules for sharing a service resource with user records other than the owner or anyone above the owner in the role hierarchy. This object is available in API version 38.0 and later.

 **Note:** To enable access to this object for your org, contact Salesforce customer support. However, we recommend that you instead use Metadata API to programmatically update owner sharing rules because it triggers automatic sharing rule recalculation. The [SharingRules](#) Metadata API type is enabled for all orgs.


## Supported Calls

`create()`, `delete()`, `describeSObjects()`, `getDeleted()`, `getUpdated()`, `query()`, `retrieve()`, `update()`, `upsert()`

## Fields

Field	Details
Description	<p><b>Type</b></p> <p>textarea</p> <p><b>Properties</b></p> <p>Create, Filter, Nillable, Sort, Update</p> <p><b>Description</b></p> <p>A description of the sharing rule. Maximum size is 1000 characters.</p>
DeveloperName	<p><b>Type</b></p> <p>string</p> <p><b>Properties</b></p> <p>Create, Defaulted on create, Filter, Group, Sort, Update</p>



Field	Details
	<p><b>Description</b></p> <p>The unique name of the object in the API. This name can contain only underscores and alphanumeric characters, and must be unique in your org. It must begin with a letter, not include spaces, not end with an underscore, and not contain two consecutive underscores. In managed packages, this field prevents naming conflicts on package installations. With this field, a developer can change the object's name in a managed package and the changes are reflected in a subscriber's organization. Corresponds to <b>Rule Name</b> in the user interface.</p> <p> <b>Note:</b> When creating large sets of data, always specify a unique <code>DeveloperName</code> for each record. If no <code>DeveloperName</code> is specified, performance may slow while Salesforce generates one for each record.</p>
GroupId	<p><b>Type</b></p> <p>reference</p> <p><b>Properties</b></p> <p>Create, Filter, Group, Sort</p> <p><b>Description</b></p> <p>The ID representing the source group. A service resource owned by a User in the source Group triggers the rule to give access.</p>
Name	<p><b>Type</b></p> <p>string</p> <p><b>Properties</b></p> <p>Create, Filter, Group, Sort, Update</p> <p><b>Description</b></p> <p>Label of the sharing rule as it appears in the user interface. Limited to 80 characters. Corresponds to <b>Label</b> on the user interface.</p>
ServiceResourceAccessLevel	<p><b>Type</b></p> <p>picklist</p> <p><b>Properties</b></p> <p>Create, Filter, Group, Restricted picklist, Sort, Update</p> <p><b>Description</b></p> <p>A value that represents the type of access granted to the target Group, or UserRole. The possible values are:</p> <ul style="list-style-type: none"> <li>• Read</li> <li>• Edit</li> <li>• All</li> </ul>
UserOrGroupId	<p><b>Type</b></p> <p>reference</p> <p><b>Properties</b></p> <p>Create, Filter, Group, Sort</p>

Field	Details
	<p><b>Description</b></p> <p>The ID representing the User or Group being granted access.</p>

## ServiceResourceSkill

Represents a skill that a service resource possesses in Field Service Lightning and Lightning Scheduler. This object is available in API version 38.0 and later.

### Supported Calls

`create()`, `delete()`, `describeLayout()`, `describeSObjects()`, `getDeleted()`, `getUpdated()`, `query()`, `retrieve()`, `search()`, `update()`, `upsert()`

### Special Access Rules

Field Service Lightning must be enabled.

### Fields

Field Name	Details
<code>EffectiveEndDate</code>	<p><b>Type</b></p> <p>date</p> <p><b>Properties</b></p> <p>Create, Filter, Nillable, Sort, Update</p> <p><b>Description</b></p> <p>The date when the skill expires. For example, if a service resource needs to be re-certified after six months, the end date would be the date their certification expires.</p>
<code>EffectiveStartDate</code>	<p><b>Type</b></p> <p>date</p> <p><b>Properties</b></p> <p>Create, Filter, Sort, Update</p> <p><b>Description</b></p> <p>The date when the service resource gains the skill. For example, if the skill represents a certification, the start date would be the date of certification.</p>
<code>LastReferencedDate</code>	<p><b>Type</b></p> <p>dateTime</p>

Field Name	Details
	<p><b>Properties</b> Filter, Nillable, Sort</p> <p><b>Description</b> The date when the resource skill was last modified. Its label in the user interface is <code>Last Modified Date</code>.</p>
LastViewedDate	<p><b>Type</b> dateTime</p> <p><b>Properties</b> Filter, Nillable, Sort</p> <p><b>Description</b> The date when the resource skill was last viewed.</p>
ServiceResourceId	<p><b>Type</b> reference</p> <p><b>Properties</b> Create, Filter, Group, Sort</p> <p><b>Description</b> The service resource who possesses the skill.</p>
SkillId	<p><b>Type</b> reference</p> <p><b>Properties</b> Create, Filter, Group, Sort, Update</p> <p><b>Description</b> The skill the service resource possesses.</p>
SkillLevel	<p><b>Type</b> double</p> <p><b>Properties</b> Create, Defaulted on create, Filter, Nillable, Sort, Update</p> <p><b>Description</b> The service resource's skill level. Skill level can range from zero to 99.99.</p>
SkillNumber	<p><b>Type</b> string</p> <p><b>Properties</b> Autonumber, Defaulted on create, Filter, Sort</p> <p><b>Description</b> An auto-generated number identifying the resource skill assignment.</p>

## Usage

You can assign skills to all service resources in your org to indicate their certifications and areas of expertise, and specify each resource's skill level from 0 to 99.99. For example, you can assign Maria the "Welding" skill, level 50.

If you intend to use the skills feature, determine which skills you want to track and how skill level should be determined. For example, you may want the skill level to reflect years of experience, certification levels, or license classes.

## Associated Objects

This object has the following associated objects. Unless noted, they are available in the same API version as this object.

### ServiceResourceSkillFeed

Feed tracking is available for the object.

### ServiceResourceSkillHistory

History is available for tracked fields of the object.

## ServiceTerritory

---

Represents a geographic or functional region in which field service work can be performed in Field Service Lightning and Lightning Scheduler. This object is available in API version 38.0 and later.

## Supported Calls


`create()`, `delete()`, `describeLayout()`, `describeSObjects()`, `getDeleted()`, `getUpdated()`, `query()`, `retrieve()`, `search()`, `undelete()`, `update()`, `upsert()`



## Special Access Rules

Field Service Lightning must be enabled.

## Fields

Field Name	Details
Address	<p><b>Type</b> address</p> <p><b>Properties</b> Filter</p> <p><b>Description</b> An address to associate with the territory. You may want to list the address of the territory's headquarters.</p>
City	<p><b>Type</b> string</p>

Field Name	Details
	<p><b>Properties</b> Create, Filter, Group, Nillable, Sort, Update</p> <p><b>Description</b> The city of the associated address. Maximum length is 40 characters.</p>
Country	<p><b>Type</b> string</p> <p><b>Properties</b> Create, Filter, Group, Nillable, Sort, Update</p> <p><b>Description</b> The country to associate with the territory. Maximum length is 80 characters.</p>
Description	<p><b>Type</b> textarea</p> <p><b>Properties</b> Create, Nillable, Update</p> <p><b>Description</b> The description of the territory.</p>
GeocodeAccuracy	<p><b>Type</b> picklist</p> <p><b>Properties</b> Create, Filter, Group, Nillable, Restricted picklist, Sort, Update</p> <p><b>Description</b> The level of accuracy of a location's geographical coordinates compared with its physical address. Usually provided by a geocoding service based on the address's latitude and longitude coordinates.</p> <p> <b>Note:</b> This field is available in the API only.</p>
IsActive	<p><b>Type</b> boolean</p> <p><b>Properties</b> Create, Defaulted on create, Filter, Group, Sort, Update</p> <p><b>Description</b> Indicates whether the service territory is meant to be used. If a territory is inactive, you can't add members to it or link it to work orders, work order line items, or service appointments.</p>
LastReferencedDate	<p><b>Type</b> dateTime</p>

Field Name	Details
	<p><b>Properties</b> Filter, Nillable, Sort</p> <p><b>Description</b> The date when the territory was last modified. Its label in the user interface is <code>Last Modified Date</code>.</p>
LastViewedDate	<p><b>Type</b> dateTime</p> <p><b>Properties</b> Filter, Nillable, Sort</p> <p><b>Description</b> The date when the territory was last viewed.</p>
Latitude	<p><b>Type</b> double</p> <p><b>Properties</b> Create, Filter, Nillable, Sort, Update</p> <p><b>Description</b> Used with <code>Longitude</code> to specify the precise geolocation of the address associated with the territory. Acceptable values are numbers between <code>-90</code> and <code>90</code> with up to 15 decimal places.</p> <p> <b>Note:</b> This field is available in the API only.</p>
Longitude	<p><b>Type</b> double</p> <p><b>Properties</b> Create, Filter, Nillable, Sort, Update</p> <p><b>Description</b> Used with <code>Latitude</code> to specify the precise geolocation of the address associated with the territory. Acceptable values are numbers between <code>-180</code> and <code>180</code> with up to 15 decimal places.</p> <p> <b>Note:</b> This field is available in the API only.</p>
Name	<p><b>Type</b> string</p> <p><b>Properties</b> Create, Filter, Group, Sort, Update</p> <p><b>Description</b> The name of the territory.</p>

Field Name	Details
OperatingHoursId	<p><b>Type</b> reference</p> <p><b>Properties</b> Create, Filter, Group, Sort, Update</p> <p><b>Description</b> The territory's operating hours, which indicate when service appointments within the territory can occur. Service resources who are members of a territory automatically inherit the territory's operating hours unless different hours are specified on the resource record.</p>
ParentTerritoryId	<p><b>Type</b> reference</p> <p><b>Properties</b> Create, Filter, Group, Nillable, Sort, Update</p> <p><b>Description</b> The territory's parent service territory, if it has one. For example, a <i>Northern California</i> territory can have a <i>State of California</i> territory as its parent. A service territory hierarchy can contain up to 10,000 territories.</p>
PostalCode	<p><b>Type</b> string</p> <p><b>Properties</b> Create, Filter, Group, Nillable, Sort, Update</p> <p><b>Description</b> The postal code of the address associated with the territory. Maximum length is 20 characters.</p>
State	<p><b>Type</b> string</p> <p><b>Properties</b> Create, Filter, Group, Nillable, Sort, Update</p> <p><b>Description</b> The state of the address associated with the territory. Maximum length is 80 characters.</p>
Street	<p><b>Type</b> textarea</p> <p><b>Properties</b> Create, Filter, Group, Nillable, Sort, Update</p> <p><b>Description</b> The street number and name of the address associated with the territory.</p>

Field Name	Details
TopLevelTerritoryId	<p><b>Type</b> reference</p> <p><b>Properties</b> Filter, Group, Nillable, Sort</p> <p><b>Description</b> (Read only) The top-level territory in a hierarchy of service territories. Depending on where a territory lies in the hierarchy, its top-level territory might be the same as its parent.</p>
TypicalInTerritoryTravelTime	<p><b>Type</b> double</p> <p><b>Properties</b> Create, Filter, Nillable, Sort, Update</p> <p><b>Description</b> Estimated number of minutes needed to travel from one location to another within the service territory. You can use this field in Apex customization.</p>

## Usage

If you want to use service territories, determine which territories you need to create. Depending on how your business works, you may decide to create territories based on cities or counties, or on functional categories such as sales versus service. If you plan to build out a hierarchy of service territories, create the highest-level territories first.

For example, you can create a hierarchy of territories to represent the areas where your team works in California. Include a top-level territory named *California*, three child territories named *Northern California*, *Central California*, and *Southern California*, and a series of third-level territories corresponding to California counties. Assign service resources to each county territory to indicate who is available to work in that county.

## Associated Objects

This object has the following associated objects. Unless noted, they are available in the same API version as this object.

### [ServiceTerritoryFeed](#)

Feed tracking is available for the object.

### [ServiceTerritoryHistory](#)

History is available for tracked fields of the object.

### [ServiceTerritoryOwnerSharingRule](#)

Sharing rules are available for the object.

### [ServiceTerritoryShare](#)

Sharing is available for the object.



## ServiceTerritoryLocation

---

Represents a location associated with a particular service territory in field service.

### Supported Calls

`create()`, `delete()`, `describeLayout()`, `describeSObjects()`, `getDeleted()`, `getUpdated()`, `query()`, `retrieve()`, `undelete()`, `update()`, `upsert()`

### Special Access Rules

Field Service Lightning must be enabled.

### Fields

Field Name	Details
LocationId	<p><b>Type</b> reference</p> <p><b>Properties</b> Create, Filter, Group, Sort, Update</p> <p><b>Description</b> The location that is associated with the service territory.</p>
ServiceTerritoryId	<p><b>Type</b> reference</p> <p><b>Properties</b> Create, Filter, Group, Sort</p> <p><b>Description</b> The associated service territory.</p>
ServiceTerritoryLocationNumber	<p><b>Type</b> string</p> <p><b>Properties</b> Autonumber, Defaulted on create, Filter, Sort</p> <p><b>Description</b> (Read only) Auto-generated number identifying the service territory location.</p>

### Associated Objects

This object has the following associated objects. Unless noted, they are available in the same API version as this object.

#### [ServiceTerritoryLocationFeed](#)

Feed tracking is available for the object.

**ServiceTerritoryLocationHistory**

History is available for tracked fields of the object.

## ServiceTerritoryMember

---

Represents a service resource who can be assigned to service appointments in a service territory in Field Service Lightning and Lightning Scheduler. This object is available in API version 38.0 and later.

### Supported Calls


`create()`, `delete()`, `describeLayout()`, `describeSObjects()`, `getDeleted()`, `getUpdated()`, `query()`, `retrieve()`, `search()`, `update()`, `upsert()`



### Special Access Rules

Field Service Lightning must be enabled.

### Fields

Field Name	Details
Address	<p><b>Type</b> address</p> <p><b>Properties</b> Filter</p> <p><b>Description</b> The member's address. You may want to list the related service resource's address in this field.</p>
City	<p><b>Type</b> string</p> <p><b>Properties</b> Create, Defaulted on create, Filter, Group, Nillable, Sort, Update</p> <p><b>Description</b> The city of the member's address. Maximum length is 40 characters.</p>
Country	<p><b>Type</b> string</p> <p><b>Properties</b> Create, Defaulted on create, Filter, Group, Nillable, Sort, Update</p> <p><b>Description</b> The country of the member's address. Maximum length is 80 characters.</p>

Field Name	Details
EffectiveEndDate	<p><b>Type</b> date</p> <p><b>Properties</b> Create, Filter, Nillable, Sort, Update</p> <p><b>Description</b> The date when the service resource is no longer a member of the territory. If the resource will be working in the territory for the foreseeable future, leave this field blank. This field is mainly useful for indicating when a temporary relocation ends.</p>
EffectiveStartDate	<p><b>Type</b> date</p> <p><b>Properties</b> Create, Filter, Sort, Update</p> <p><b>Description</b> The date when the service resource becomes a member of the service territory.</p>
GeocodeAccuracy	<p><b>Type</b> picklist</p> <p><b>Properties</b> Create, Filter, Group, Nillable, Restricted picklist, Sort, Update</p> <p><b>Description</b> The level of accuracy of a location's geographical coordinates compared with its physical address. Usually provided by a geocoding service based on the address's latitude and longitude coordinates.</p> <p> <b>Note:</b> This field is available in the API only.</p>
LastReferencedDate	<p><b>Type</b> dateTime</p> <p><b>Properties</b> Filter, Nillable, Sort</p> <p><b>Description</b> The date when the territory member was last modified. Its label in the user interface is <code>Last Modified Date</code>.</p>
LastViewedDate	<p><b>Type</b> dateTime</p> <p><b>Properties</b> Filter, Nillable, Sort</p> <p><b>Description</b> The date when the territory member was last viewed.</p>

Field Name	Details
Latitude	<p><b>Type</b> double</p> <p><b>Properties</b> Create, Defaulted on create, Filter, Nillable, Sort, Update</p> <p><b>Description</b> Used with <code>Longitude</code> to specify the precise geolocation of the member's address. Acceptable values are numbers between <code>-90</code> and <code>90</code> with up to 15 decimal places.</p> <p> <b>Note:</b> This field is available in the API only.</p>
Longitude	<p><b>Type</b> double</p> <p><b>Properties</b> Create, Defaulted on create, Filter, Nillable, Sort, Update</p> <p><b>Description</b> Used with <code>Latitude</code> to specify the precise geolocation of the member's address. Acceptable values are numbers between <code>-180</code> and <code>180</code> with up to 15 decimal places.</p> <p> <b>Note:</b> This field is available in the API only.</p>
MemberNumber	<p><b>Type</b> string</p> <p><b>Properties</b> Autonumber, Defaulted on create, Filter, Sort</p> <p><b>Description</b> (Read only) An auto-generated number identifying the service territory member.</p>
OperatingHoursId	<p><b>Type</b> reference</p> <p><b>Properties</b> Create, Filter, Group, Sort, Nillable, Update</p> <p><b>Description</b> The operating hours assigned to the service territory member. If no operating hours are specified, the member is assumed to use their parent service territory's operating hours. If a member needs special operating hours, create them in Setup and select them in the <code>Operating Hours</code> lookup field on the member's detail page.</p>
PostalCode	<p><b>Type</b> string</p>

Field Name	Details
	<p><b>Properties</b> Create, Defaulted on create, Filter, Group, Nillable, Sort, Update</p> <p><b>Description</b> The postal code of the member's address. Maximum length is 20 characters.</p>
ServiceResourceId	<p><b>Type</b> reference</p> <p><b>Properties</b> Create, Filter, Group, Sort, Update</p> <p><b>Description</b> The service resource assigned to the service territory.</p>
ServiceTerritoryId	<p><b>Type</b> reference</p> <p><b>Properties</b> Create, Filter, Group, Sort</p> <p><b>Description</b> The service territory that the service resource is assigned to.</p>
State	<p><b>Type</b> string</p> <p><b>Properties</b> Create, Defaulted on create, Filter, Group, Nillable, Sort, Update</p> <p><b>Description</b> The state of the member's address. Maximum length is 80 characters.</p>
Street	<p><b>Type</b> textarea</p> <p><b>Properties</b> Create, Defaulted on create, Filter, Group, Nillable, Sort, Update</p> <p><b>Description</b> The street number and name of the member's address.</p>
TerritoryType	<p><b>Type</b> picklist</p> <p><b>Properties</b> Create, Defaulted on create, Filter, Group, Nillable, Restricted picklist, Sort, Update</p> <p><b>Description</b> Primary, Secondary, or Relocation.</p>

Field Name	Details
	<ul style="list-style-type: none"> <li>The primary territory is typically the territory where the resource works most often—for example, near their home base. Service resources can only have one primary territory.</li> <li>Secondary territories are territories where the resource can be assigned to appointments if needed. Service resources can have multiple secondary territories.</li> <li>Relocation territories represent temporary moves for service resources. If you're using the Field Service Lightning managed packages with the scheduling optimizer, resources with relocation territories are always assigned to services within their relocation territories during the specified relocation dates; if they don't have a relocation territory, the primary territories are favored over the secondary.</li> </ul> <p>For example, a service resource might have the following territories:</p> <ul style="list-style-type: none"> <li>Primary territory: <i>West Chicago</i></li> <li>Secondary territories: <ul style="list-style-type: none"> <li>- <i>East Chicago</i></li> <li>- <i>South Chicago</i></li> </ul> </li> <li>Relocation territory: <i>Manhattan</i>, for a three-month period</li> </ul>

## Usage

If you delete a service territory with members, the service resources who were members no longer have any connection to the territory.

## Associated Objects

This object has the following associated objects. Unless noted, they are available in the same API version as this object.

### [ServiceTerritoryMemberFeed](#)

Feed tracking is available for the object.

### [ServiceTerritoryMemberHistory](#)

History is available for tracked fields of the object.

## ServiceTerritoryWorkType

Represents the relationship between a ServiceTerritory object and a WorkType object for Lightning Scheduler appointments. This object is available in API version 45.0 and later.

## Supported Calls

`create()`, `delete()`, `describeLayout()`, `describeSObjects()`, `getDeleted()`, `getUpdated()`, `query()`, `retrieve()`, `search()`, `undelete()`, `update()`, `upsert()`

## Fields

Field	Details
LastReferencedDate	<p><b>Type</b> dateTime</p> <p><b>Properties</b> Filter, Nillable, Sort</p> <p><b>Description</b> The date and time that the current user last viewed a record related to this object.</p>
LastViewedDate	<p><b>Type</b> dateTime</p> <p><b>Properties</b> Filter, Nillable, Sort</p> <p><b>Description</b> The timestamp for when the current user last viewed this object.</p>
Name	<p><b>Type</b> string</p> <p><b>Properties</b> Autonumber, Defaulted on create, Filter, idLookup, Sort</p> <p><b>Description</b> The name of this service territory-work type relationship.</p>
ServiceTerritoryId	<p><b>Type</b> reference</p> <p><b>Properties</b> Create, Filter, Group, Sort</p> <p><b>Description</b> The ID of the service territory that's related to the work type indicated in the <code>WorkTypeId</code> field.</p>
WorkTypeId	<p><b>Type</b> reference</p> <p><b>Properties</b> Create, Filter, Group, Sort</p> <p><b>Description</b> The ID of the work type that's related to the service territory indicated in the <code>ServiceTerritoryId</code> field.</p>

## Associated Objects

This object has the following associated objects. Unless noted, they are available in the same API version as this object.

### ServiceTerritoryWorkTypeFeed

Feed tracking is available for the object.

### ServiceTerritoryWorkTypeHistory

History is available for tracked fields of the object.


## SessionPermSetActivation

---

The SessionPermSetActivation object represents a permission set assignment activated during an individual user session. When a SessionPermSetActivation object is inserted into a permission set, an activation event fires, allowing the permission settings to apply to the user's specific session. This object is available in API versions 37.0 and later.

## Supported Calls

`describeCompactLayouts()`, `describeLayout()`, `query()`, `retrieve()`

 **Note:** If you include session-based permission sets in a permission set group, the permissions in them do not require session-based activation for users assigned to the group.

## Special Access Rules

As of Summer '20 and later, only users who have one of these permissions can access this object:

- View Setup and Configuration
- Manage Session Permission Set Activations

## Fields

Field Name	Details
AuthSessionId	<p><b>Type</b> reference</p> <p><b>Properties</b> Filter, Group, Sort</p> <p><b>Description</b> The session ID related to this permission set assignment for its duration.</p>
Description	<p><b>Type</b> string</p> <p><b>Properties</b> Filter, Group, Nillable, Sort</p> <p><b>Description</b> The session details, such as device used and browser.</p>



Field Name	Details
PermissionSetId	<p><b>Type</b> reference</p> <p><b>Properties</b> Filter, Group, Sort</p> <p><b>Description</b> The permission set ID related to this permission set assignment and user for its duration.</p>
UserId	<p><b>Type</b> reference</p> <p><b>Properties</b> Filter, Group, Sort</p> <p><b>Description</b> The user ID of the user to whom this permission set assignment applies for its duration.</p>

## Usage

Use SessionPermSetActivation to create a permission set available only for a specified session's duration. For example, create permission sets that provide access to specific applications only during authenticated sessions.

In the following Apex example, an identified session is activated after session information is submitted via a button. Successful activation results in a confirmation message displayed to the user.

```
public class SessionPermSetActivationController {
    // id of the session permission set to be activated
    private final String sessionPermSetId = 'OPSxx00000004rJ';
    private final String sessionId;

    public SessionPermSetActivationController() {
        Map<String, String> sessionManagement = Auth.SessionManagement.getCurrentSession();

        sessionId = sessionManagement.get('SessionId');
    }

    public PageReference activate() {
        // activate the permission set
        SessionPermSetActivation activation = new SessionPermSetActivation();
        activation.AuthSessionId = sessionId;
        activation.PermissionSetId = sessionPermSetId;
        activation.Description = 'created by SessionPermSetActivationController';

        insert activation;
        return null;
    }
}
```

```

public boolean getActivated() {
    Integer alreadyActivated = [SELECT count()
                               FROM SessionPermSetActivation
                               WHERE AuthSessionId = :sessionId
                               And PermissionSetId = :sessionPermSetId LIMIT
1];
    return alreadyActivated > 0;
}


<apex:page controller="SessionPermSetActivationController">
    <apex:outputPanel rendered="{!Activated}">
        <h3>Activate Session Permission Set</h3>
        <br />
        <apex:form >
            <apex:commandButton action="{!activate}" value="Activate"
id="activateButton"/>
        </apex:form>
    </apex:outputPanel>
    <apex:outputPanel rendered="{!Activated}">
        <h3>Session Permission Set is already active.</h3>
    </apex:outputPanel>
</apex:page>

```

## SetupAuditTrail


---

Represents changes you or other admins made in your org's Setup area for at least the last 180 days. This object is available in API version 15.0 and later.

 **Note:** SetupAuditTrail is not a supported standard controller. Using SetupAuditTrail as a standard controller in a Visualforce page results in an error.

## Supported Calls

query(), retrieve()

 **Note:** Aggregate queries aren't supported on this object. For example, `SELECT count() FROM SetupAuditTrail` works but `SELECT count(Id) FROM SetupAuditTrail` fails.

## Fields

Field	Details
Action	<p><b>Type</b></p> <p>string</p> <p><b>Properties</b></p> <p>Filter, Sort</p>

Field	Details
	<p><b>Description</b></p> <p>The category of the change made in Setup. For example, a value of <i>PermSetCreate</i> indicates that an administrator created a permission set. The <i>Display</i> field contains more specific information.</p>
CreatedByContext	<p><b>Type</b></p> <p>string</p> <p><b>Properties</b></p> <p>Filter, Group, Nillable, Sort</p> <p><b>Description</b></p> <p>The context under which the Setup change was made. For example, if Einstein uses cloud-to-cloud services to make a change in Setup, the value of this field is <i>Einstein</i>. This field is available in API version 48.0 and later.</p>
CreatedByIssuer	<p><b>Type</b></p> <p>string</p> <p><b>Properties</b></p> <p>Filter, Group, Nillable, Sort</p> <p><b>Description</b></p> <p>Reserved for future use.</p>
DelegateUser	<p><b>Type</b></p> <p>string</p> <p><b>Properties</b></p> <p>Filter, Nillable, Sort</p> <p><b>Description</b></p> <p>The Login-As user who executed the action in Setup. If a Login-As user didn't perform the action, this field is blank. This field is available in API version 35.0 and later.</p>
Display	<p><b>Type</b></p> <p>string</p> <p><b>Properties</b></p> <p>Nillable, Sort</p> <p><b>Description</b></p> <p>The full description of changes made in Setup. For example, if the <i>Action</i> field has a value of <i>PermSetCreate</i>, the <i>Display</i> field has a value like "Created permission set MAD: with user license Salesforce."</p>
Section	<p><b>Type</b></p> <p>string</p> <p><b>Properties</b></p> <p>Nillable, Sort</p>

Field	Details
	<p><b>Description</b></p> <p>The section in the Setup menu where the action occurred. For example, Manage Users or Company Profile.</p>

 **Note:** You can use SOQL joins to get the information you need more quickly. For example, running `SELECT CreatedBy.Name FROM SetupAuditTrail LIMIT 10` returns the first and last names of the last 10 people to make changes in Setup.

## SetupEntityAccess

Represents the enabled setup entity access settings (such as for Apex classes) for the parent PermissionSet. This object is available in API version 25.0 and later.

To grant users access to an entity, associate the appropriate SetupEntityAccess record with a PermissionSet that's assigned to a user.

## Supported Calls

`create()`, `delete()`, `describeSObjects()`, `query()`, `retrieve()`

## Special Access Rules

As of Spring '20 and later, only users with "View Setup and Configuration" permission can access this object.

## Fields

Field Name	Details
ParentId	<p><b>Type</b></p> <p>reference</p> <p><b>Properties</b></p> <p>Create, Filter, Group, Sort</p> <p><b>Description</b></p> <p>The ID of the entity's parent PermissionSet.</p>
SetupEntityId	<p><b>Type</b></p> <p>reference</p> <p><b>Properties</b></p> <p>Create, Filter, Group, Sort</p> <p><b>Description</b></p> <p>The ID of the entity for which access is enabled, such as an Apex class or Visualforce page.</p>

Field Name	Details
SetupEntityType	<p><b>Type</b> picklist</p> <p><b>Properties</b> Filter, Group, Nillable, Restricted picklist, Sort</p> <p><b>Description</b> The type of setup entity for which access is enabled. Valid values are:</p> <ul style="list-style-type: none"> <li>• <code>ApexClass</code> for Apex classes</li> <li>• <code>ApexPage</code> for Visualforce pages</li> <li>• In API version 28.0 and later, <code>ConnectedApplication</code> for OAuth connected apps</li> <li>• In API version 31.0 and later, <code>CustomPermission</code> for custom permissions</li> <li>• In API version 28.0 and later, <code>ServiceProvider</code> for service providers</li> <li>• In API version 28.0 and later, <code>TabSet</code> for apps</li> <li>• In API version 48.0 and later, <code>CustomEntityDefinition</code> for Custom Settings and Custom Metadata Types</li> </ul>

## Usage

Because SetupEntityAccess is a child of the PermissionSet object, the usage is similar to other PermissionSet child objects like FieldPermissions and ObjectPermissions.

For example, the following code returns all permission sets that grant access to any setup entities for which access is enabled:

```
SELECT Id, ParentId, Parent.Name, SetupEntityId
FROM SetupEntityAccess
```

The following code returns permission sets that grant access only to Apex classes:

```
SELECT Id, ParentId, Parent.Name, SetupEntityId
FROM SetupEntityAccess
WHERE SetupEntityType='ApexClass'
```

The following code returns permission sets that grant access to any setup entities, and are not owned by a profile:

```
SELECT Id, ParentId, Parent.Name, SetupEntityId
FROM SetupEntityAccess
WHERE ParentId
IN (SELECT Id
    FROM PermissionSet
    WHERE isOwnedByProfile = false)
```

You may want to return only those permission sets that have access to a specific setup entity. To do this, query the parent object. For example, this code returns all permission sets that grant access to the `helloWorld` Apex class:

```
SELECT Id, Name,
    (SELECT Id, Parent.Name, Parent.Profile.Name
     FROM SetupEntityAccessItems)
```

```
FROM ApexClass
WHERE Name = 'helloWorld'
```

While it's possible to return permission sets that have access to a `ConnectedApplication`, `ServiceProvider`, or `TabSet` by `SetupEntityId`, it's not possible to return permission sets that have access to these `SetupEntityType` fields by any other `AppMenuItem` attribute, such as `Name` or `Description`. For example, to find out if a user has access to the Recruiting app, you'd run two queries. First, query to get the `AppMenuItem` ID:

```
SELECT Id, Name, Label
FROM AppMenuItem
WHERE Name = 'Recruiting'
```

Let's say the previous query returned the `AppMenuItem` ID `02uD0000000GIiMIAW`. Using this ID, you can now run a query to find out if a user has access to the Recruiting app:

```
SELECT Id, SetupEntityId, SetupEntityType
FROM SetupEntityAccess
WHERE ParentId
IN
  (SELECT PermissionSetId
   FROM PermissionSetAssignment
   WHERE AssigneeId = '005D0000001QOzF')
AND (SetupEntityId = '02uD0000000GIiMIAW')
```

#### SEE ALSO:

- [PermissionSet](#)
- [FieldPermissions](#)
- [ObjectPermissions](#)
- [ApexClass](#)
- [ApexPage](#)

## Shift

---

Represents a shift for service resource scheduling. Available in API versions 46.0 and later.

## Supported Calls

`create()`, `delete()`, `describeLayout()`, `describeSObjects()`, `getDeleted()`, `getUpdated()`, `query()`, `retrieve()`, `search()`, `undelete()`, `update()`, `upsert()`

## Special Access Rules

Field Service Lightning must be enabled. Users must have Field Service permission.

## Fields

Field	Details
EndTime	<p><b>Type</b> dateTime</p> <p><b>Properties</b> Create, Filter, Sort, Update</p> <p><b>Description</b> The date and time that the shift ends.</p>
JobProfileId	<p><b>Type</b> reference</p> <p><b>Properties</b> Create, Filter, Group, Nillable, Sort, Update</p> <p><b>Description</b> The job profile associated with the shift. Available in API versions 47.0 and later.</p>
Label	<p><b>Type</b> string</p> <p><b>Properties</b> Create, Filter, Group, Nillable, Sort, Update</p> <p><b>Description</b> The label that a shift is given.</p>
LastReferencedDate	<p><b>Type</b> dateTime</p> <p><b>Properties</b> Filter, Nillable, Sort</p> <p><b>Description</b> The date and time when the current user last viewed a related record.</p>
LastViewedDate	<p><b>Type</b> dateTime</p> <p><b>Properties</b> Filter, Nillable, Sort</p> <p><b>Description</b> The date and time when the current user last viewed this record.</p>
OwnerId	<p><b>Type</b> reference</p> <p><b>Properties</b> Create, Defaulted on create, Filter, Group, Sort, Update</p>

Field	Details
	<p><b>Description</b> The owner of the shift.</p>
ServiceResourceId	<p><b>Type</b> reference</p> <p><b>Properties</b> Create, Filter, Group, Nillable, Sort, Update</p> <p><b>Description</b> The ID of the service resource the shift belongs to. Available in API versions 47.0 and later.</p>
ServiceTerritoryId	<p><b>Type</b> reference</p> <p><b>Properties</b> Create, Filter, Group, Nillable, Sort, Update</p> <p><b>Description</b> The ID of the service territory the shift belongs to. Available in API versions 47.0 and later.</p>
ShiftNumber	<p><b>Type</b> string</p> <p><b>Properties</b> Autonumber, Defaulted on create, Filter, idLookup, Sort</p> <p><b>Description</b> The number automatically given to the shift upon creation.</p>
StartTime	<p><b>Type</b> dateTime</p> <p><b>Properties</b> Create, Filter, Sort, Update</p> <p><b>Description</b> The date and time that the shift starts.</p>
Status	<p><b>Type</b> picklist</p> <p><b>Properties</b> Create, Filter, Group, Sort, Update</p> <p><b>Description</b> Describes the status of the shift. Users can create custom values. Default values are:</p> <ul style="list-style-type: none"> <li>• Tentative</li> <li>• Published</li> <li>• Confirmed</li> </ul>



Field	Details
StatusCategory	<p><b>Type</b> picklist</p> <p><b>Properties</b> Filter, Group, Nillable, Restricted picklist, Sort</p> <p><b>Description</b> Describes the status of the shift using static values. This field is derived from <code>Status</code> using the mapping defined in setup.</p> <p>Possible values are:</p> <ul style="list-style-type: none"> <li>• Tentative</li> <li>• Published</li> <li>• Confirmed</li> </ul>
TimeSlotType	<p><b>Type</b> picklist</p> <p><b>Properties</b> Create, Defaulted on create, Filter, Group, Restricted picklist, Sort, Update</p> <p><b>Description</b> Type of time slot for the shift. The same setup values as the <code>TimeSlot</code> field in the <code>OperatingHours</code> object.</p> <p>Possible values are:</p> <ul style="list-style-type: none"> <li>• Normal (default value)</li> <li>• Extended</li> </ul>

## Usage

Scheduling and dispatching service resources using shift data is not supported in API version 46.0, and is a pilot feature in API version 47.0.

## Associated Objects

This object has the following associated objects. Unless noted, they are available in the same API version as this object.

### ShiftFeed

Feed tracking is available for the object.

### ShiftHistory

History is available for tracked fields of the object.

### ShiftOwnerSharingRule

Sharing rules are available for the object.

### ShiftShare

Sharing is available for the object.

# ShiftHistory

---

Represents the history of changes made to tracked fields on a time sheet. Available in API versions 46.0 and later.

## Supported Calls

`describeSObjects()`, `getDeleted()`, `getUpdated()`, `query()`, `retrieve()`

## Special Access Rules

Field Service Lightning must be enabled in your organization, and field tracking for shift fields must be configured.

## Fields

Field	Details
DataType	<p><b>Type</b> picklist</p> <p><b>Properties</b> Filter, Group, Nillable, Restricted picklist, Sort</p> <p><b>Description</b> Data type of the field that was changed.</p>
Field	<p><b>Type</b> picklist</p> <p><b>Properties</b> Filter, Group, Restricted picklist, Sort</p> <p><b>Description</b> The name of the field that was changed.</p>
NewValue	<p><b>Type</b> anyType</p> <p><b>Properties</b> Nillable, Sort</p> <p><b>Description</b> The new value of the field that was changed.</p>
OldValue	<p><b>Type</b> anyType</p> <p><b>Properties</b> Nillable, Sort</p> <p><b>Description</b> The value of the field before it was changed.</p>

Field	Details
ShiftId	<p><b>Type</b> reference</p> <p><b>Properties</b> Filter, Group, Sort</p> <p><b>Description</b> ID of the shift being tracked. The history is displayed on the detail page for this record.</p>

## Usage

Scheduling and dispatching service resources using shift data is not supported in API version 46.0.

## ShiftOwnerSharingRule


Represents the rules for sharing a shift with user records other than the owner or anyone above the owner in the role hierarchy. Available in API versions 46.0 and later.

## Supported Calls

`describeSObjects()`, `getDeleted()`, `getUpdated()`, `query()`, `retrieve()`


## Special Access Rules

Field Service Lightning must be enabled.

 **Note:** To enable access to this object for your org, contact Salesforce customer support. However, we recommend that you instead use Metadata API to programmatically update owner sharing rules because it triggers automatic sharing rule recalculation. The [SharingRules](#) Metadata API type is enabled for all orgs.

## Fields

Field	Details
Description	<p><b>Type</b> textarea</p> <p><b>Properties</b> Create, Filter, Nillable, Sort, Update</p> <p><b>Description</b> A description of the sharing rule. Maximum size is 1000 characters.</p>
DeveloperName	<p><b>Type</b> string</p>

Field	Details
	<p><b>Properties</b> Create, Defaulted on create, Filter, Group, Sort, Update</p> <p><b>Description</b> The unique name of the object in the API. This name can contain only underscores and alphanumeric characters, and must be unique in your org. It must begin with a letter, not include spaces, not end with an underscore, and not contain two consecutive underscores. In managed packages, this field prevents naming conflicts on package installations. With this field, a developer can change the object's name in a managed package and the changes are reflected in a subscriber's organization. Corresponds to <b>Rule Name</b> in the user interface.</p> <p> <b>Note:</b> When creating large sets of data, always specify a unique <code>DeveloperName</code> for each record. If no <code>DeveloperName</code> is specified, performance may slow while Salesforce generates one for each record.</p>
GroupId	<p><b>Type</b> reference</p> <p><b>Properties</b> Create, Filter, Group, Sort</p> <p><b>Description</b> The ID representing the source group. A time sheet owned by a User in the source Group triggers the rule to give access.</p>
Name	<p><b>Type</b> string</p> <p><b>Properties</b> Create, Filter, Group, Sort, Update</p> <p><b>Description</b> Label of the sharing rule as it appears in the user interface. Limited to 80 characters. Corresponds to <b>Label</b> on the user interface.</p>
ServiceResourceAccessLevel	<p><b>Type</b> picklist</p> <p><b>Properties</b> Create, Filter, Group, Restricted picklist, Sort, Update</p> <p><b>Description</b> A value that represents the type of access granted to the target Group, or UserRole. The possible values are:</p> <ul style="list-style-type: none"> <li>• Read</li> <li>• Edit</li> <li>• All</li> </ul>
UserOrGroupId	<p><b>Type</b> reference</p>

Field	Details
	<p><b>Properties</b> Create, Filter, Group, Sort</p> <p><b>Description</b> The ID representing the User or Group being granted access.</p>

## Usage

Scheduling and dispatching service resources using shift data is not supported in API version 46.0.

## ShiftShare

Represents a sharing entry on a field service shift. Available in API versions 46.0 and later.

## Supported Calls

`create()`, `delete()`, `describeSObjects()`, `query()`, `retrieve()`, `update()`, `upsert()`

## Special Access Rules

Field Service Lightning must be enabled.

## Fields

Field	Details
AccessLevel	<p><b>Type</b> picklist</p> <p><b>Properties</b> Create, Filter, Group, Restricted picklist, Sort, Update</p> <p><b>Description</b> Level of access that the user or group has to the shift. The possible values are:</p> <ul style="list-style-type: none"> <li>• Read</li> <li>• Edit</li> <li>• All (This value isn't valid for create or update calls.)</li> </ul> <p>Set to an access level that is at least equal to the organization's default shift access level.</p>
ParentId	<p><b>Type</b> reference</p> <p><b>Properties</b> Create, Filter, Group, Sort</p>

Field	Details
	<p><b>Description</b></p> <p>The shift associated with the sharing entry.</p>
RowCause	<p><b>Type</b></p> <p>picklist</p> <p><b>Properties</b></p> <p>Create, Filter, Group, Nillable, Restricted picklist, Sort</p> <p><b>Description</b></p> <p>The reason why this sharing entry exists. You can write to this field only when its value is omitted or set to <code>Manual</code> (default). Valid values include:</p> <ul style="list-style-type: none"> <li>• <code>Manual</code>—The user or group has access because a user with “All” access manually shared the shift record.</li> <li>• <code>Owner</code>—The user is the owner of the shift.</li> <li>• <code>Team</code>—The user or group has team access.</li> <li>• <code>Rule</code>—The user or group has access via a shift sharing rule.</li> </ul>
UserOrGroupId	<p><b>Type</b></p> <p>reference</p> <p><b>Properties</b></p> <p>Create, Filter, Group, Sort</p> <p><b>Description</b></p> <p>(Read only) ID of the user or group that has access to the shift record.</p>

## Usage

Scheduling and dispatching service resources using shift data is not supported in API version 46.0.

## ShiftStatus

Represents a shift, such as Tentative, Published, or Confirmed. Available in API versions 46.0 and later.

## Supported Calls

`describeSObjects()`, `query()`, `retrieve()`

## Special Access Rules

Field Service Lightning must be enabled.

## Fields

Field	Details
ApiName	<p><b>Type</b> string</p> <p><b>Properties</b> Filter, Group, idLookup, Sort</p> <p><b>Description</b> Uniquely identifies a picklist value so it can be retrieved without using an ID or master label.</p>
IsDefault	<p><b>Type</b> boolean</p> <p><b>Properties</b> Defaulted on create, Filter, Group, Sort</p> <p><b>Description</b> Indicates whether this is the default shift status value (<code>true</code>) or not (<code>false</code>) in the picklist. Only one value can be the default value.</p>
MasterLabel	<p><b>Type</b> string</p> <p><b>Properties</b> Filter, Group, Nillable, Sort</p> <p><b>Description</b> Master label for this shift status value. This display value is the internal label that does not get translated. Limit: 255 characters.</p>
SortOrder	<p><b>Type</b> int</p> <p><b>Properties</b> Filter, Group, Nillable, Sort</p> <p><b>Description</b> Number used to sort this value in the shift status picklist. These numbers are not guaranteed to be sequential, as some previous shift status values might have been deleted.</p>
StatusCode	<p><b>Type</b> picklist</p> <p><b>Properties</b> Filter, Group, Nillable, Restricted picklist, Sort</p> <p><b>Description</b> Describes the status of the shift using static values. Possible values are:</p> <ul style="list-style-type: none"> <li>• Tentative</li> <li>• Published</li> </ul>

Field	Details
	<ul style="list-style-type: none"> <li>Confirmed</li> </ul>

## Usage

Scheduling and dispatching service resources using shift data is not supported in API version 46.0.

## Shipment

Represents the transport of inventory in field service.

## Supported Calls

`create()`, `delete()`, `describeLayout()`, `describeSObjects()`, `getDeleted()`, `getUpdated()`, `query()`, `retrieve()`, `search()`, `undelete()`, `update()`, `upsert()`

## Special Access Rules


Field Service Lightning must be enabled.



## Fields



Field Name	Details
ActualDeliveryDate	<p><b>Type</b> dateTime</p> <p><b>Properties</b> Create, Filter, Nillable, Sort, Update</p> <p><b>Description</b> Date the product was delivered.</p>
DeliveredToId	<p><b>Type</b> reference</p> <p><b>Properties</b> Create, Filter, Group, Nillable, Sort, Update</p> <p><b>Description</b> The person or entity the product was delivered to.</p>
Description	<p><b>Type</b> textarea</p> <p><b>Properties</b> Create, Nillable, Update</p>




Field Name	Details
	<p><b>Description</b> Details not recorded in the provided fields</p>
DestinationLocationId	<p><b>Type</b> reference</p> <p><b>Properties</b> Create, Filter, Group, Nillable, Sort, Update</p> <p><b>Description</b> The place the product is to be delivered.</p>
ExpectedDeliveryDate	<p><b>Type</b> dateTime</p> <p><b>Properties</b> Create, Filter, Nillable, Sort, Update</p> <p><b>Description</b> Date the product is expected to be delivered.</p>
LastReferencedDate	<p><b>Type</b> dateTime</p> <p><b>Properties</b> Filter, Nillable, Sort</p> <p><b>Description</b> The timestamp for when the current user last viewed a record related to this record.</p>
LastViewedDate	<p><b>Type</b> dateTime</p> <p><b>Properties</b> Filter, Nillable, Sort</p> <p><b>Description</b> The timestamp for when the current user last viewed this record. If this value is null, this record might only have been referenced (<code>LastReferencedDate</code>) and not viewed.</p>
OwnerId	<p><b>Type</b> reference</p> <p><b>Properties</b> Create, Defaulted on create, Filter, Group, Sort, Update</p> <p><b>Description</b> The owner of the shipment.</p>

Field Name	Details
Provider	<p><b>Type</b> picklist</p> <p><b>Properties</b> Create, Defaulted on create, Filter, Group, Nillable, Sort, Update</p> <p><b>Description</b> The company or person making the transfer.</p>
ShipFromAddress	<p><b>Type</b> address</p> <p><b>Properties</b> Filter, Nillable</p> <p><b>Description</b> The place the product is coming from.</p>
ShipFromCity	<p><b>Type</b> string</p> <p><b>Properties</b> Create, Filter, Group, Nillable, Sort, Update</p> <p><b>Description</b> The city of the address where the shipment originates.</p>
ShipFromCountry	<p><b>Type</b> string</p> <p><b>Properties</b> Create, Filter, Group, Nillable, Sort, Update</p> <p><b>Description</b> The country of the address where the shipment originates.</p>
ShipFromGeocodeAccuracy	<p><b>Type</b> picklist</p> <p><b>Properties</b> Create, Filter, Group, Nillable, Restricted picklist, Sort, Update</p> <p><b>Description</b> Accuracy level of the geocode for the address where the shipment originates. See <a href="#">Compound Field Considerations and Limitations</a> for details on geolocation compound fields.</p> <p> <b>Note:</b> This field is available in the API only.</p>
ShipFromLatitude	<p><b>Type</b> double</p>

Field Name	Details
	<p><b>Properties</b> Create, Filter, Nillable, Sort, Update</p> <p><b>Description</b> Used with Longitude to specify the precise geolocation of the address where the shipment originates. Acceptable values are numbers between –90 and 90 with up to 15 decimal places. See <a href="#">Compound Field Considerations and Limitations</a> for details on geolocation compound fields.</p> <p> <b>Note:</b> This field is available in the API only.</p>
ShipFromLongitude	<p><b>Type</b> double</p> <p><b>Properties</b> Create, Filter, Nillable, Sort, Update</p> <p><b>Description</b> Used with Latitude to specify the precise geolocation of the address where the shipment originates. Acceptable values are numbers between –180 and 180 with up to 15 decimal places. See <a href="#">Compound Field Considerations and Limitations</a> for details on geolocation compound fields.</p> <p> <b>Note:</b> This field is available in the API only.</p>
ShipFromPostalCode	<p><b>Type</b> string</p> <p><b>Properties</b> Create, Filter, Group, Nillable, Sort, Update</p> <p><b>Description</b> The postal code of the address where the shipment originates.</p>
ShipFromState	<p><b>Type</b> string</p> <p><b>Properties</b> Create, Filter, Group, Nillable, Sort, Update</p> <p><b>Description</b> The state of the address where the shipment originates.</p>
ShipFromStreet	<p><b>Type</b> textarea</p> <p><b>Properties</b> Create, Filter, Group, Nillable, Sort, Update</p> <p><b>Description</b> The street of the address where the shipment originates.</p>

Field Name	Details
ShipToAddress	<p><b>Type</b> address</p> <p><b>Properties</b> Filter, Nillable</p> <p><b>Description</b> The physical address where the shipment is delivered.</p>
ShipToCity	<p><b>Type</b> string</p> <p><b>Properties</b> Create, Filter, Group, Nillable, Sort, Update</p> <p><b>Description</b> The city of the address where the shipment is delivered.</p>
ShipToCountry	<p><b>Type</b> string</p> <p><b>Properties</b> Create, Filter, Group, Nillable, Sort, Update</p> <p><b>Description</b> The country of the address where the shipment is delivered.</p>
ShipToGeocodeAccuracy	<p><b>Type</b> picklist</p> <p><b>Properties</b> Create, Filter, Group, Nillable, Restricted picklist, Sort, Update</p> <p><b>Description</b> Accuracy level of the geocode for the address where the shipment is delivered. See <a href="#">Compound Field Considerations and Limitations</a> for details on geolocation compound fields.</p> <p> <b>Note:</b> This field is available in the API only.</p>
ShipToLatitude	<p><b>Type</b> double</p> <p><b>Properties</b> Create, Filter, Nillable, Sort, Update</p> <p><b>Description</b> Used with Longitude to specify the precise geolocation of the address where the shipment is delivered. Acceptable values are numbers between -90 and 90 with up to 15 decimal places. See <a href="#">Compound Field Considerations and Limitations</a> for details on geolocation compound fields.</p> <p> <b>Note:</b> This field is available in the API only.</p>

Field Name	Details
ShipToLongitude	<p><b>Type</b> double</p> <p><b>Properties</b> Create, Filter, Nillable, Sort, Update</p> <p><b>Description</b> Used with Latitude to specify the precise geolocation of the address where the shipment is delivered. Acceptable values are numbers between -180 and 180 with up to 15 decimal places. See <a href="#">Compound Field Considerations and Limitations</a> for details on geolocation compound fields.</p> <p> <b>Note:</b> This field is available in the API only.</p>
ShipToName	<p><b>Type</b> string</p> <p><b>Properties</b> Create, Filter, Group, Sort, Update</p> <p><b>Description</b> The shipment recipient.</p>
ShipToPostalCode	<p><b>Type</b> string</p> <p><b>Properties</b> Create, Filter, Group, Nillable, Sort, Update</p> <p><b>Description</b> The postal code of the address where the shipment is delivered.</p>
ShipToState	<p><b>Type</b> string</p> <p><b>Properties</b> Create, Filter, Group, Nillable, Sort, Update</p> <p><b>Description</b> The state of the address where the shipment is delivered.</p>
ShipToStreet	<p><b>Type</b> textarea</p> <p><b>Properties</b> Create, Filter, Group, Nillable, Sort, Update</p> <p><b>Description</b> The street of the address where the shipment is delivered.</p>
ShipmentNumber	<p><b>Type</b> string</p>

Field Name	Details
	<p><b>Properties</b> Autonumber, Defaulted on create, Filter, Sort</p> <p><b>Description</b> An auto-generated number identifying the shipment.</p>
SourceLocationId	<p><b>Type</b> reference</p> <p><b>Properties</b> Create, Filter, Group, Nillable, Sort, Update</p> <p><b>Description</b> The field service location where the shipment originates.</p>
Status	<p><b>Type</b> picklist</p> <p><b>Properties</b> Create, Defaulted on create, Filter, Group, Nillable, Sort, Update</p> <p><b>Description</b> The status of the shipment. The picklist includes the following values, which can be customized:</p> <ul style="list-style-type: none"> <li>• <i>Shipped</i>—The product is in transit.</li> <li>• <i>Delivered</i>—The product is at the source location.</li> </ul>
TrackingNumber	<p><b>Type</b> string</p> <p><b>Properties</b> Create, Filter, Group, Nillable, Sort, Update</p> <p><b>Description</b> Tracking number for the shipment.</p>
TrackingUrl	<p><b>Type</b> url</p> <p><b>Properties</b> Create, Filter, Group, Nillable, Sort, Update</p> <p><b>Description</b> URL of website used for tracking the shipment.</p>

## Associated Objects

This object has the following associated objects. Unless noted, they are available in the same API version as this object.

### [ShipmentFeed](#)

Feed tracking is available for the object.

**ShipmentHistory**

History is available for tracked fields of the object.

**ShipmentOwnerSharingRule**

Sharing rules are available for the object.

**ShipmentShare**

Sharing is available for the object.

## SignupRequest

---

Represents a request for a new signup. This object is available in API version 27.0 and later.

 **Note:** You are limited to 20 signups per day. To make additional signups, log a case in the Partner Community.

## Supported Calls

`create()`, `delete()`, `describeLayout()`, `describeSObjects()`, `getDeleted()`, `getUpdated()`, `query()`, `retrieve()`, `undelete()`

## Fields

Field Name	Details
AuthCode	<p><b>Type</b> string</p> <p><b>Properties</b> Create, Filter, Group, Sort</p> <p><b>Description</b> A one-time authorization code that can be exchanged for an OAuth access token and refresh token using standard Salesforce APIs. It's used with <code>ConnectedAppCallbackUrl</code> and <code>ConnectedAppConsumerKey</code>, when the specified connected app hasn't been configured with an X.509 certificate. The system provides this read-only field once the sign-up request has been processed. This field is available in API version 29.0 and later.</p>
Company	<p><b>Type</b> string</p> <p><b>Properties</b> Create, Filter, Group, Sort</p> <p><b>Description</b> The name of the company requesting the trial sign-up.</p>
ConnectedAppCallbackUrl	<p><b>Type</b> string</p> <p><b>Properties</b> Create, Filter, Group, Sort</p>

Field Name	Details
	<p><b>Description</b></p> <p>When used with <code>ConnectedAppConsumerKey</code>, specifies a connected app that's approved automatically during the sign-up creation. This field is available in API version 28.0 and later.</p>
<code>ConnectedAppConsumerKey</code>	<p><b>Type</b></p> <p>string</p> <p><b>Properties</b></p> <p>Create, Filter, Group, Sort</p> <p><b>Description</b></p> <p>When used with <code>ConnectedAppCallbackUrl</code>, specifies a connected app that's approved automatically during the sign-up creation. This field is available in API version 28.0 and later.</p>
<code>Country</code>	<p><b>Type</b></p> <p>string</p> <p><b>Properties</b></p> <p>Create, Filter, Group, Sort</p> <p><b>Description</b></p> <p>The default value is the country of the requesting org. If you want to override the default, enter the two-character, upper-case ISO-3166 country code (Alpha-2 code). You can find a full list of these codes at several sites, such as: <a href="https://www.iso.org/obp/ui/#search">https://www.iso.org/obp/ui/#search</a>. The language of the trial organization is auto-determined based on the value of this field.</p>
<code>CreatedOrgId</code>	<p><b>Type</b></p> <p>string</p> <p><b>Properties</b></p> <p>Filter, Group, Nillable, Sort</p> <p><b>Description</b></p> <p>The 15-character organization ID of the trial organization created. The system provides this read-only field once the sign-up request has been processed.</p>
<code>CreatedOrgInstance</code>	<p><b>Type</b></p> <p>string</p> <p><b>Properties</b></p> <p>Filter, Group, Nillable, Sort</p> <p><b>Description</b></p> <p>The server instance of the new trial organization, for example, "na8." This field is available in API version 29.0 and later.</p>
<code>Edition</code>	<p><b>Type</b></p> <p>picklist</p> <p><b>Properties</b></p> <p>Create, Filter, Group, Nillable, Restricted picklist, Sort</p>



Field Name	Details
	<p><b>Description</b></p> <p>The Salesforce template that is used to create the trial organization. Possible values are Partner Group, Professional, Partner Professional, Sales Enterprise, Professional TSO, Enterprise, Partner Enterprise, Service Professional, Enterprise TSO, Developer, and Partner Developer. This field is available in API version 35.0 and later.</p>
ErrorCode	<p><b>Type</b></p> <p>string</p> <p><b>Properties</b></p> <p>Filter, Group, Nillable, Sort</p> <p><b>Description</b></p> <p>The error code if the sign-up request isn't successful. The system provides this read-only field for support purposes.</p>
FirstName	<p><b>Type</b></p> <p>string</p> <p><b>Properties</b></p> <p>Create, Filter, Nillable, Sort</p> <p><b>Description</b></p> <p>The first name of the admin user for the trial sign-up.</p>
LastName	<p><b>Type</b></p> <p>string</p> <p><b>Properties</b></p> <p>Create, Filter, Group, Sort</p> <p><b>Description</b></p> <p>The last name of the admin user for the trial sign-up.</p>
PreferredLanguage	<p><b>Type</b></p> <p>picklist</p> <p><b>Properties</b></p> <p>Create, Filter, Group, Nillable, Restricted picklist, Sort</p> <p><b>Description</b></p> <p>The language of the trial organization being created. Specify the language using a language code listed under Fully Supported Languages in <a href="#">Supported Languages</a> in Salesforce Help. For example, use <code>zh_CN</code> for simplified Chinese. The value you select overrides the language set by the locale. If you specify an invalid language, the organization defaults to the default language of the country. Likewise, if you specify a language that isn't supported by the Salesforce edition associated with your trial template, the trial organization defaults to the default language of the country. This field is available in API version 35.0 and later.</p>

Field Name	Details
ResolvedTemplateId	<p><b>Type</b> string</p> <p><b>Properties</b> Filter, Group, Nillable, Sort</p> <p><b>Description</b> Populated during the sign-up request and for internal use by Salesforce. This field is available in API version 35.0 and later.</p>
ShouldConnectToEnvHub	<p><b>Type</b> boolean</p> <p><b>Properties</b> Create, Defaulted on create, Filter, Group, Sort</p> <p><b>Description</b> When set to <code>true</code>, the trial organization is connected to the Environment Hub. The sign-up must take place in the hub master organization or a spoke organization. This field is available in API version 35.0 and later.</p>
SignupEmail	<p><b>Type</b> email</p> <p><b>Properties</b> Create, Filter, Group, Sort</p> <p><b>Description</b> The email address of the admin user for the trial sign-up.</p>
SignupSource	<p><b>Type</b> string</p> <p><b>Properties</b> Create, Filter, Group, Nillable, Sort</p> <p><b>Description</b> A user-specified description of the trial sign-up, up to 60 characters in length. This field is available in API version 36.0 and later.</p>
Status	<p><b>Type</b> picklist</p> <p><b>Properties</b> Defaulted on create, Filter, Group, Sort, Update</p> <p><b>Description</b> The status of the request. Possible values are <code>New</code>, <code>In Progress</code>, <code>Error</code>, or <code>Success</code>. The default value is <code>New</code>.</p>
Subdomain	<p><b>Type</b> string</p>

Field Name	Details
	<p><b>Properties</b> Create, Filter, Group, Sort</p> <p><b>Description</b> The subdomain for the new trial organization when it uses a custom My Domain. The maximum length is 33 characters for Developer Edition (DE) and 40 characters for all other editions (because a suffix is appended to all DE organizations).</p>
SuppressSignupEmails	<p><b>Type</b> boolean</p> <p><b>Properties</b> Filter, Group, Nillable, Sort</p> <p><b>Description</b> When set to <code>true</code>, no sign-up emails are sent when the trial organization is created. This field is used for the Proxy Signup feature, and is available in API version 29.0 and later.</p>
TemplateId	<p><b>Type</b> string</p> <p><b>Properties</b> Create, Filter, Group, Nillable, Sort</p> <p><b>Description</b> The 15-character ID of the Trialforce template that is the basis for the trial sign-up. Salesforce must approve the template. If you don't specify an edition, a template ID is required.</p>
TrialDays	<p><b>Type</b> anyType</p> <p><b>Properties</b> Create, Defaulted on create, Filter, Group, Sort</p> <p><b>Description</b> The duration of the trial sign-up in days. Must be equal to or less than the trial days for the approved Trialforce template. If not provided, it defaults to the trial duration specified for the Trialforce template.</p>
TrialSourceOrgId	<p><b>Type</b> string</p> <p><b>Properties</b> Filter, Group, Nillable, Sort</p> <p><b>Description</b> The 15-character organization ID of the Trialforce Source Organization from which the Trialforce template was created.</p>
Username	<p><b>Type</b> string</p>

Field Name	Details
	<p><b>Properties</b> Create, Filter, Group, Sort</p> <p><b>Description</b> The username of the admin user for the trial sign-up. It must follow the address convention specified in RFC822: <a href="http://www.w3.org/Protocols/rfc822/#z10">www.w3.org/Protocols/rfc822/#z10</a></p>

## Usage

The Java class uses the REST API to create a SignupRequest object. It authenticates to the Trialforce Management Organization and then posts a request to the SignupRequest object.

Here are the variables to specify in this example.

- SERVER — The name of the host server for the Trialforce Management Organization (TMO), for example, `"yourInstance.salesforce.com."`
- USERNAME — The admin username for the TMO.
- PASSWORD — The concatenation of the admin password and the security token for the TMO. To get an email with the security token, from your personal settings in Salesforce select **Reset My Security Token** and click **Reset Security Token**.
- CLIENT\_ID — From Setup in Salesforce, enter *Apps* in the *Quick Find* box, select **Apps**, and click **New** under Connected Apps. Enter values for the required fields (the Callback URL is required but can initially be set to any valid URL as it's not used), grant full access for the OAuth scopes in the "Selected OAuth Scopes" selector, and click **Save**. Then copy the value of "Consumer Key" and use it for this variable.
- CLIENT\_SECRET — On the same page, click **Click to reveal**. Then copy the value of "Consumer Secret" and use it for this variable.

```
public class IsvSignupDriver {
    private static final String SERVER = server_name:port;
    private static final String USERNAME = tmo_username;
    private static final String PASSWORD = tmo_passwordsecurity_token;
    private static final String CLIENT_ID = consumer_key;
    private static final String CLIENT_SECRET = consumer_secret;

    private static SignupRequestInfo signupRequest = null;

    public static String createSignupRequest (SignupRequestInfo sr)
        throws JSONException, IOException {
        JSONObject createResponse = null;
        signupRequest = sr;
        JSONObject loginResponse = login(SERVER, USERNAME, PASSWORD);
        String instanceUrl = loginResponse.getString("instance_url");
        String accessToken = loginResponse.getString("access_token");
        createResponse = create(instanceUrl, accessToken);
        System.out.println("Created SignupRequest object: " + createResponse + "\n");
        return createResponse.toString();
    }

    /* Authenticates to the TMO using the required credentials */

    private static JSONObject login(String server, String username, String password)
```

```

throws ClientProtocolException, IOException, JSONException {
    String authEndPoint = server + "/services/oauth2/token";
    HttpClient httpClient = new DefaultHttpClient();
    try {
        HttpPost post = new HttpPost(authEndPoint);

        List<NameValuePair> params = new ArrayList<NameValuePair>();
        params.add(new BasicNameValuePair("grant_type", "password"));
        params.add(new BasicNameValuePair("client_id", CLIENT_ID));
        params.add(new BasicNameValuePair("client_secret", CLIENT_SECRET));
        params.add(new BasicNameValuePair("username", username));
        params.add(new BasicNameValuePair("password", password));
        post.setEntity(new UrlEncodedFormEntity(params, Consts.UTF_8));

        BasicResponseHandler handler = new BasicResponseHandler();
        String response = httpClient.execute(post, handler);
        return new JSONObject(response);
    } finally {
        httpClient.getConnectionManager().shutdown();
    }
}
/* Posts a request to the SignupRequest object */

private static JSONObject create(String instanceUrl, String accessToken)
throws ClientProtocolException, IOException, JSONException {
    HttpClient httpClient = new DefaultHttpClient();
    try {
        HttpPost post = new HttpPost(instanceUrl +
            "/services/data/v27.0/subjects/SignupRequest/");
        post.setHeader("Authorization", "Bearer " + accessToken);
        post.setHeader("Content-Type", "application/json");

        JSONObject requestBody = new JSONObject();
        requestBody.put("TemplateId", signupRequest.getTemplateID());
        requestBody.put("SignupEmail", signupRequest.getEmail());
        requestBody.put("username", signupRequest.getUsername());
        requestBody.put("Country", "US");
        requestBody.put("Company", signupRequest.getCompanyName());
        requestBody.put("lastName", signupRequest.getLastName());

        StringEntity entity = new StringEntity(requestBody.toString());
        post.setEntity(entity);
        BasicResponseHandler handler = new BasicResponseHandler();
        String response = httpClient.execute(post, handler);
        return new JSONObject(response);
    } finally {
        httpClient.getConnectionManager().shutdown();
    }
}
}

```

## Error Codes

If the sign-up fails, the system generates an error code that can help you identify the cause. This table shows the most important error codes.

Error Code	Description
C-1007	Duplicate username.
C-1015	Error while establishing the new org's My Domain (subdomain) settings. Contact Salesforce support for assistance.
C-1016	Error while configuring the OAuth connected app for Proxy Signup. Verify that your connected app has a valid consumer key, callback URL, and unexpired certificate (if applicable).
C-1018	Invalid subdomain value provided during signup.
C-1019	Subdomain in use. Choose a new subdomain value.
C-1020	Template not found. Either the template doesn't exist (or it was deleted).
C-1033	Template is the wrong version.
C-9999	Generic "fatal error." Contact Salesforce support for assistance.
S-1006	Invalid email address (not in a proper email address format).
S-1014	Invalid or missing parameters during signup process. Possible solutions include: <ul style="list-style-type: none"> <li>• Be sure to indicate a valid Callback URL.</li> <li>• If indicated, be sure to provide both a ConsumerKey and Callback URL.</li> </ul> For scratch orgs, be sure that you indicate only supported features in scratch org definition file.
S-1017	Namespace isn't registered with a release org associated with the Dev Hub.
S-1018	Invalid My Domain (subdomain) name. Select a name that doesn't: <ul style="list-style-type: none"> <li>• Contain double hyphens</li> <li>• End in a hyphen</li> <li>• Include restricted words</li> <li>• Exceed 40 characters (33 for Developer Edition)</li> </ul>
S-1019	My Domain (subdomain) already in use.
S-1026	Invalid namespace. Namespaces must begin with a letter, must not contain consecutive underscores, cannot be a restricted or reserved namespace, and must be 15 characters or fewer.
S-2006	Invalid country.
T-0001	Template ID not valid (not in the format OTTxxxxxxxxxxx).
T-0002	Template not found. Either the template doesn't exist (or it was deleted).
T-0003	Template not approved for use by Salesforce.

## Associated Objects

This object has the following associated objects. Unless noted, they are available in the same API version as this object.

### SignupRequestFeed

Feed tracking is available for the object.

### SignupRequestHistory

History is available for tracked fields of the object.

### SignupRequestOwnerSharingRule

Sharing rules are available for the object.

### SignupRequestShare

Sharing is available for the object.

## Site

---

Represents a public website that is integrated with an org. This object is available in API version 16.0 and later.

To access this object, Salesforce Sites, Sites, or Site.com must be enabled for your organization.

## Supported Calls

`describeSObjects()`, `query()`, `retrieve()`

## Special Access Rules

- Customer Portal users can't access this object.
- To view this object, you must have the "View Setup and Configuration" permission.

## Fields

Field	Description
AdminId	<p><b>Type</b> reference</p> <p><b>Properties</b> Filter, Group, Sort</p> <p><b>Description</b> The site administrator designated as the contact for the site. This user receives site-related communications from site visitors and from Salesforce.</p>
AnalyticsTrackingCode	<p><b>Type</b> string</p> <p><b>Properties</b> Filter, Group, Nillable, Sort</p>

Field	Description
	<p><b>Description</b></p> <p>The tracking code associated with your site. This code can be used by services like Google Analytics to track page request data for your site.</p>
ClickjackProtectionLevel	<p><b>Type</b></p> <p>picklist</p> <p><b>Properties</b></p> <p>Defaulted on create, Filter, Group, Restricted picklist, Sort</p> <p><b>Description</b></p> <p>Sets the clickjack protection level. The options are:</p> <ul style="list-style-type: none"> <li>• <code>AllowAllFraming</code>—Allow framing by any page (no protection)</li> <li>• <code>SameOriginOnly</code>—Allow framing by the same origin only (recommended)</li> <li>• <code>NoFraming</code>—Don't allow framing by any page (most protection)</li> </ul> <p>This field is available in API version 30.0 and later.</p>
DailyBandwidthLimit	<p><b>Type</b></p> <p>int</p> <p><b>Properties</b></p> <p>Filter, Group, Nillable, Sort</p> <p><b>Description</b></p> <p>The rolling 24-hour daily bandwidth limit for the sites in your organization.</p>
DailyBandwidthUsed	<p><b>Type</b></p> <p>int</p> <p><b>Properties</b></p> <p>Filter, Group, Nillable, Sort</p> <p><b>Description</b></p> <p>The current rolling 24-hour daily bandwidth usage for the sites in your organization.</p>
DailyRequestTimeLimit	<p><b>Type</b></p> <p>int</p> <p><b>Properties</b></p> <p>Filter, Group, Nillable, Sort</p> <p><b>Description</b></p> <p>The rolling 24-hour daily service request time limit for the sites in your organization. Service request time is calculated as the total server time in minutes required to generate pages for the site.</p>
DailyRequestTimeUsed	<p><b>Type</b></p> <p>int</p>



Field	Description
	<p><b>Properties</b> Filter, Group, Nillable, Sort</p> <p><b>Description</b> The current rolling 24-hour daily service request time for the sites in your organization.</p>
Description	<p><b>Type</b> textarea</p> <p><b>Properties</b> Filter, Nillable, Sort</p> <p><b>Description</b> An optional description of the site.</p>
GuestRecordDefaultOwnerId	<p><b>Type</b> reference</p> <p><b>Properties</b> Filter, Group, Nillable, Sort</p> <p><b>Description</b> A user in the Salesforce org that is the default owner of records created by unauthenticated (guest) users.</p>
GuestUserId	<p><b>Type</b> reference</p> <p><b>Properties</b> Filter, Group, Nillable, Sort</p> <p><b>Description</b> The site or Salesforce Communities specific user that anonymous, unauthenticated users run as when interacting with the site.</p>
MasterLabel	<p><b>Type</b> string</p> <p><b>Properties</b> Filter, Group, Sort</p> <p><b>Description</b> The name of the site as it appears in the user interface.</p>
MonthlyPageViewsEntitlement	<p><b>Type</b> int</p> <p><b>Properties</b> Filter, Group, Nillable, Sort</p>

Field	Description
	<p><b>Description</b></p> <p>The number of page views allowed for the current calendar month for the sites in your organization.</p>
Name	<p><b>Type</b></p> <p>string</p> <p><b>Properties</b></p> <p>Filter, Group, Sort</p> <p><b>Description</b></p> <p>The name used when referencing the site in the API.</p>
OptionsAllowGuestSupportApi	<p><b>Type</b></p> <p>boolean</p> <p><b>Properties</b></p> <p>Filter</p> <p><b>Description</b></p> <p>The option to enable unauthenticated users to access the Support API.</p>
OptionsAllowHomePage	<p><b>Type</b></p> <p>boolean</p> <p><b>Properties</b></p> <p>Filter</p> <p><b>Description</b></p> <p>The option to enable the standard page associated with the Home tab (/home/home.jsp).</p>
OptionsAllowStandardAnswersPages	<p><b>Type</b></p> <p>boolean</p> <p><b>Properties</b></p> <p>Filter</p> <p><b>Description</b></p> <p>The option to enable standard pages associated with an answers community. If you want to use default Answers pages (such as AnswersHome), enable these pages.</p>
OptionsAllowStandardIdeasPages	<p><b>Type</b></p> <p>boolean</p> <p><b>Properties</b></p> <p>Filter</p> <p><b>Description</b></p> <p>The option to enable standard pages associated with an Ideas community. If you want to use default Ideas pages (such as IdeasHome), enable these pages.</p>

Field	Description
OptionsAllowStandardLookups	<p><b>Type</b> boolean</p> <p><b>Properties</b> Filter</p> <p><b>Description</b> The option to enable the standard lookup pages. These are the popup windows associated with lookup fields on Visualforce pages.</p>
OptionsAllowStandardPortalPages	<p><b>Type</b> boolean</p> <p><b>Properties</b> Filter</p> <p><b>Description</b> The option to enable authenticated users to access the standard Salesforce pages.</p>
OptionsAllowStandardSearch	<p><b>Type</b> boolean</p> <p><b>Properties</b> Filter</p> <p><b>Description</b> The option to enable the standard search pages. To allow public users to perform standard searches, enable these pages.</p>
OptionsBrowserXssProtection	<p><b>Type</b> boolean</p> <p><b>Properties</b> Filter</p> <p><b>Description</b> The option to enable the browser's cross-site scripting protection.</p>
OptionsContentSniffingProtection	<p><b>Type</b> boolean</p> <p><b>Properties</b> Filter</p> <p><b>Description</b> The option to enable content-sniffing protection.</p>
OptionsCspUpgradeInsecureRequests	<p><b>Type</b> boolean</p> <p><b>Properties</b> Filter</p>

Field	Description
	<p><b>Description</b></p> <p>The option to upgrade all requests to HTTPS (Content Security Policy : Upgrade Insecure Requests).</p>
OptionsEnableFeeds	<p><b>Type</b></p> <p>boolean</p> <p><b>Properties</b></p> <p>Filter</p> <p><b>Description</b></p> <p>The option that displays the Syndication Feeds related list, where you can create and manage syndication feeds for users on your public sites. This field is visible only if you have the feature enabled for your organization.</p>
OptionsReferrerPolicyOriginWhenCrossOrigin	<p><b>Type</b></p> <p>boolean</p> <p><b>Properties</b></p> <p>Filter</p> <p><b>Description</b></p> <p>The option to enable referrer policy (origin-when-cross-origin).</p>
OptionsRequireHttps	<p><b>Type</b></p> <p>boolean</p> <p><b>Properties</b></p> <p>Filter</p> <p><b>Description</b></p> <p>When true, the site requires secure connections. When false, the site operates normally via insecure connections instead of redirecting to a secure connection.</p>
SiteType	<p><b>Type</b></p> <p>picklist</p> <p><b>Properties</b></p> <p>Filter, Group, Restricted picklist, Sort</p> <p><b>Description</b></p> <p>Identifies whether the site is a Visualforce (Salesforce Sites) or a Site.com site. <code>SiteType</code> is available in API version 21.0 and later. In API version 26.0 and later, if Salesforce communities is enabled for your organization, the site could also be a Network Visualforce or Network Site.com site.</p>
Status	<p><b>Type</b></p> <p>picklist</p> <p><b>Properties</b></p> <p>Filter, Group, Restricted picklist, Sort</p>

Field	Description
	<p><b>Description</b></p> <p>The status for the site. For example, <code>Active</code> or <code>In Maintenance</code>.</p>
<code>Subdomain</code>	<p><b>Type</b></p> <p>string</p> <p><b>Properties</b></p> <p>Filter, Group, Nillable, Sort</p> <p><b>Description</b></p> <p>The Salesforce domain that you registered for your site. For example, if your domain is <code>mycompany.force.com</code>, then <code>mycompany</code> is the subdomain.</p>
<code>TopLevelDomain</code>	<p><b>Type</b></p> <p>url</p> <p><b>Properties</b></p> <p>Filter, Nillable</p> <p><b>Description</b></p> <p>The optional branded custom Web address that you registered with a third-party domain name registrar. The custom Web address acts as an alias to your Salesforce address.</p> <p>Beginning with API version 21.0, <code>TopLevelDomain</code> is no longer available. Instead, use the <a href="#">Domain</a> and <a href="#">DomainSite</a> objects.</p>
<code>UrlPathPrefix</code>	<p><b>Type</b></p> <p>string</p> <p><b>Properties</b></p> <p>Filter, Group, Nillable, Sort</p> <p><b>Description</b></p> <p>The unique Salesforce URL that the public uses to access this site.</p>

## Usage

Use this read-only object to query or retrieve information on your Salesforce site.

## Associated Objects

This object has the following associated objects. Unless noted, they are available in the same API version as this object.

### SiteFeed

Feed tracking is available for the object.

### SiteHistory

History is available for tracked fields of the object.

## SiteDetail

---

Represents the details of a site/community. Available in API Version 38.0 and later.

### Supported SOAP Calls

`describeSObjects()`, `query()`

### Supported REST HTTP Methods

GET

### Fields

Field	Details
DurableId	<p><b>Type</b> string</p> <p><b>Properties</b> Filter, Group, Nillable, Sort</p> <p><b>Description</b> The ID of the Site object.</p>
IsRegistrationEnabled	<p><b>Type</b> boolean</p> <p><b>Properties</b> Defaulted on create, Filter, Group, Sort</p> <p><b>Description</b> Indicates whether the site allows users to sign up.</p>
SecureUrl	<p><b>Type</b> url</p> <p><b>Properties</b> Filter, Group, Nillable, Sort</p> <p><b>Description</b> The URL of the website.</p>



**Note:** SiteDetail fields are exposed in SOAP API version 45.0 and later. You can use Tooling API to query for SiteDetail fields in guest user mode in API version 44.0 and earlier. In API version 45.0 and later, use SOAP API to get this data in guest user mode. SiteDetail is still exposed in Tooling API to User Profiles with the ViewSetup permission.

## SiteDomain

---

SiteDomain is a read-only object, and a one-to-many replacement for the Site.TopLevelDomain field. This object is available in API version 21.0, and has been deprecated as of API version 26.0. In API version 26.0 and later, use the [Domain](#) and [DomainSite](#) objects instead.

To access this object, Salesforce Sites, Sites, or Site.com must be enabled for your organization.

## Supported Calls

`describeSObjects()`, `query()`, `retrieve()`

## Special Access Rules

- Customer Portal users can't access this object.
- To view this object, you must have the "View Setup and Configuration" permission.

## Fields

Field	Description
Domain	<p><b>Type</b> url</p> <p><b>Properties</b> Filter, Sort</p> <p><b>Description</b> The branded custom Web address within the global namespace identified by this domain's type. In the Domain Name System (DNS) global namespace, this field is the custom Web address that you registered with a third-party domain name registrar. The custom Web address can be used to access the site of this domain.</p>
SiteId	<p><b>Type</b> reference</p> <p><b>Properties</b> Filter, Group, Sort</p> <p><b>Description</b> The ID of the associated Site.</p>
DomainType	<p><b>Type</b> picklist</p> <p><b>Properties</b> Filter, Group, Sort, Nillable</p>

Field	Description
	<p><b>Description</b></p> <p>The global namespace that this custom Web address belongs to. This value is set to DNS for custom Web addresses in the global DNS. This field is available in version 24.0 of the API.</p>

## Usage

Use this read-only object to query the custom Web addresses that are associated with each website in your organization.

## SiteHistory

Represents the history of changes to the values in the fields of a site. This object is generally available in API version 18.0 and later.

To access this object, Salesforce Sites must be enabled for your organization.

## Supported Calls

`describeSObjects()`, `getDeleted()`, `getUpdated()`, `query()`, `retrieve()`

## Special Access Rules

- Customer Portal users can't access this object.
- To view this object, you must have the "View Setup and Configuration" permission.

## Fields

Field	Details
<code>DataType</code>	<p><b>Type</b> picklist</p> <p><b>Properties</b> Filter, Group, Nillable, Restricted picklist, Sort</p> <p><b>Description</b> Data type of the field that was changed.</p>
<code>Field</code>	<p><b>Type</b> picklist</p> <p><b>Properties</b> Filter, Group, Restricted picklist, Sort</p> <p><b>Description</b> The name of the field that was changed.</p>



Field	Details
newValue	<p><b>Type</b> anyType</p> <p><b>Properties</b> Nillable, Sort</p> <p><b>Description</b> The new value of the field that was changed.</p>
oldValue	<p><b>Type</b> anyType</p> <p><b>Properties</b> Nillable, Sort</p> <p><b>Description</b> The last value of the field before it was changed.</p>
siteId	<p><b>Type</b> reference</p> <p><b>Properties</b> Filter, Group, Sort</p> <p><b>Description</b> The ID of the associated Site.</p>

## SiteframeWhitelistUrl

---

Represents a list of external domains that you want to allow to frame your site or community pages. This object is available in API version 44.0 and later.

### Supported Calls

`create()`, `delete()`, `query()`, `retrieve()`, `update()` `upsert()`

### Special Access Rules


- Customer Portal users can't access this object.
- To view this object, you must have the "View Setup and Configuration" permission.

## Fields

Field Name	Details
SiteId	<p><b>Type</b> reference</p> <p><b>Properties</b> Create, Filter, Group, Sort</p> <p><b>Description</b> ID of the site to include in the inline frame.</p>
Url	<p><b>Type</b> string</p> <p><b>Properties</b> Create, Filter, Group, Nillable, Sort, Update</p> <p><b>Description</b> The domain to be whitelisted. Accepts these formats: example, example.com, *example.com, and http://example.com.</p>

## Skill

Represents a category or group that Chat users or field service resources can be assigned to. This object is available in API version 24.0 and later.


 **Note:** For information about WDC skills on a user's profile, see the [ProfileSkill](#) topic.

## Supported Calls

`create()`, `describeSObjects()`, `update()`, `query()`, `retrieve()`, `search()`

## Fields

Field Name	Details
Description	<p><b>Type</b> textarea</p> <p><b>Properties</b> Create, Nillable</p> <p><b>Description</b> The description of the skill.</p>
DeveloperName	<p><b>Type</b> string</p>

Field Name	Details
	<p><b>Properties</b> Create, Filter, Group, Sort</p> <p><b>Description</b></p> <p>The unique name of the object in the API. This name can contain only underscores and alphanumeric characters, and must be unique in your org. It must begin with a letter, not include spaces, not end with an underscore, and not contain two consecutive underscores. In managed packages, this field prevents naming conflicts on package installations. With this field, a developer can change the object's name in a managed package and the changes are reflected in a subscriber's organization.</p> <p> <b>Note:</b> When creating large sets of data, always specify a unique <code>DeveloperName</code> for each record. If no <code>DeveloperName</code> is specified, performance may slow while Salesforce generates one for each record.</p>
Language	<p><b>Type</b> picklist</p> <p><b>Properties</b> Create, Filter, Group, Nillable, Restricted picklist, Sort</p> <p><b>Description</b> The language of the skill.</p>
LastViewedDate	<p><b>Type</b> date</p> <p><b>Properties</b> Filter, Nillable, Sort</p> <p><b>Description</b> The timestamp for when the current user last viewed the skill.</p>
MasterLabel	<p><b>Type</b> string</p> <p><b>Properties</b> Create, Filter, Group, idLookup, Sort</p> <p><b>Description</b> The name of the skill.</p>

## Usage

### Chat

Use this object to assign Chat users to groups based on their abilities. The skills associated with a LiveChatButton determine which agents receive chat requests that come in through that button.

**Field Service Lightning**

Use this object to track certifications and areas of expertise in your workforce. After you create a skill, you can:

- Assign it to a service resource via the Skills related list on the resource's detail page. When you assign a skill to a service resource, you can specify their skill level and the duration of the skill.
- Add it as a required skill via the Skill Requirements related list on any work type, work order, or work order line item. When you add a required skill to a work record, you can specify the skill level.

## SkillProfile

---

Represents a join between Skill and Profile. This object is available in API version 24.0 and later.

## Supported Calls

`create()`, `delete()`, `describeSObjects()`, `query()`, `update()`, `retrieve()`

## Fields

Field Name	Details
<code>ProfileId</code>	<p><b>Type</b> reference</p> <p><b>Properties</b> Create, Filter, Group, Nillable, Sort</p> <p><b>Description</b> The ID of the profile.</p>
<code>SkillId</code>	<p><b>Type</b> reference</p> <p><b>Properties</b> Create, Filter, Group, Sort</p> <p><b>Description</b> The ID of the skill.</p>

## Usage

Use this object to assign specific skills to specific profiles.

# SkillRequirement

---

Represents a skill that is required to complete a particular task in Field Service Lightning and Lightning Scheduler. Skill requirements can be added to work types, work orders, and work order line items in Field Service and Lightning Scheduler. This object is available in API version 38.0 and later. You also can add skill requirements to work items in Omni-Channel skills-based routing using API version 42.0 and later.

## Supported Calls

`create()`, `delete()`, `describeLayout()`, `getDeleted()`, `getUpdated()`, `query()`, `retrieve()`, `search()`, `update()`, `upsert()`

## Special Access Rules

If you want to use SkillRequirement for Field Service use cases, then Field Service Lightning must be enabled.

If you want to use SkillRequirement only for Omni-Channel skills-based routing use cases, then you don't need Field Service Lightning to be enabled.

## Fields

Field Name	Details
IsAdditionalSkill	<p><b>Type</b> boolean</p> <p><b>Properties</b> Create, Defaulted on create, Filter, Group, Sort, Update</p> <p><b>Description</b> Indicates that a skill is additional. After a designated timeout period, a skill marked as additional is dropped from Omni-Channel routing. The case is then routed to the best-matched agent even if they don't have all the skills.</p>
LastReferencedDate	<p><b>Type</b> dateTime</p> <p><b>Properties</b> Filter, Nillable, Sort</p> <p><b>Description</b> The timestamp for when the current user last viewed a record related to this record.</p>
LastViewedDate	<p><b>Type</b> dateTime</p> <p><b>Properties</b> Filter, Nillable, Sort</p>

Field Name	Details
	<p><b>Description</b></p> <p>The timestamp for when the current user last viewed this record. If this value is null, this record might only have been referenced (<code>LastReferencedDate</code>) and not viewed.</p>
RelatedRecordId	<p><b>Type</b></p> <p>reference</p> <p><b>Properties</b></p> <p>Create, Filter, Group, Sort</p> <p><b>Description</b></p> <p>The record that the skill is required for. The related record can be a work order, work order line item, work type, or pending service routing record.</p>
SkillId	<p><b>Type</b></p> <p>reference</p> <p><b>Properties</b></p> <p>Create, Filter, Group, Sort, Update</p> <p><b>Description</b></p> <p>The skill that is required.</p>
SkillLevel	<p><b>Type</b></p> <p>double</p> <p><b>Properties</b></p> <p>Create, Defaulted on create, Filter, Nillable, Sort, Update</p> <p><b>Description</b></p> <p>The level of the skill required. Skill levels can range from zero to 99.99. Depending on your business needs, you might want the skill level to reflect years of experience, certification levels, or license classes.</p>
SkillNumber	<p><b>Type</b></p> <p>string</p> <p><b>Properties</b></p> <p>Autonumber, Defaulted on create, Filter, idLookup, Sort</p> <p><b>Description</b></p> <p>An auto-generated number identifying the skill requirement.</p>
SkillPriority	<p><b>Type</b></p> <p>int</p> <p><b>Properties</b></p> <p>Aggregatable, Create, Filter, Group, Nillable, Sort, Update</p>

**Field Name****Details****Description**

For additional skills, specify the order in which skills are dropped if after the specified timeout no agent with that skill is available. Higher priority-value skills are dropped first. Lower priority-value skills, for example 0, are dropped last. Skills with the same priority value are dropped as a group. You can set skill priority using attribute setup for skills-based routing or Apex code.

## Usage

Skill requirements help dispatchers assign work orders to service resources with the proper expertise. You can still assign a work order, work order line item, or related service appointment to a service resource that does *not* possess the specified skills, so skill requirements serve more as a suggestion than a rule.



**Note:** If you're using the Field Service Lightning managed package, use matching rules to ensure that appointments are only assigned to service resources who possess the skills listed on the parent work order.

If many of your work orders require the same skills, add skill requirements to work types to save time and keep your processes consistent. When you add a skill requirement to a work type, work orders and work order line items that use that type automatically inherit the skill requirement. For example, if all annual maintenance visits for your Classic Refrigerator product require a Refrigerator Maintenance skill level of at least 50, add that skill requirement to the Annual Maintenance Visit work type. When you create a work order for a customer's annual fridge maintenance, applying that work type adds the skill requirement as well.

## Associated Objects

This object has the following associated objects. Unless noted, they are available in the same API version as this object.

**SkillRequirementFeed**

Feed tracking is available for the object.

**SkillRequirementHistory**

History is available for tracked fields of the object.

## SkillUser

Represents a join between Skill and User. This object is available in API version 24.0 and later.

## Supported Calls

`create()`, `delete()`, `describeSObjects()`, `update()`, `query()`, `retrieve()`

## Fields

Field Name	Details
SkillId	<p><b>Type</b> reference</p> <p><b>Properties</b> Create, Filter, Group, Sort</p> <p><b>Description</b> The ID of the skill.</p>
UserId	<p><b>Type</b> reference</p> <p><b>Properties</b> Create, Filter, Group, Nillable, Sort</p> <p><b>Description</b> The ID of the user.</p>

## Usage

Use this object to assign specific skills to specific users.

## SlaProcess

---

Represents an entitlement process associated with an Entitlement. This object is available in API version 19.0 and later.

An entitlement process is a timeline that includes all the steps (MilestoneType records) that your support team must complete to resolve cases. Each process includes the logic necessary to determine how to enforce the correct service level for your customers.

## Supported Calls

`describeSObjects()`, `query()`, `retrieve()`, `search()`, `describeLayout()`

## Special Access Rules

As of Summer '20 and later, only Salesforce admin users, users with access to the Case, Entitlement, or Work Order objects, and users with the View Setup and Configuration permission can access this object.



## Fields

Field	Details
BusinessHoursId	<p><b>Type</b> reference</p> <p><b>Properties</b> Filter, Group, Nillable, Sort</p> <p><b>Description</b> Required. ID of the BusinessHours associated with the entitlement. Must be a valid business hours ID.</p>
Description	<p><b>Type</b> textarea</p> <p><b>Properties</b> Filter, Nillable</p> <p><b>Description</b> A description of the entitlement process.</p>
IsActive	<p><b>Type</b> boolean</p> <p><b>Properties</b> Defaulted on create, Filter</p> <p><b>Description</b> Indicates whether the entitlement process is active (<code>true</code>) or not (<code>false</code>).</p>
IsVersionDefault	<p><b>Type</b> boolean</p> <p><b>Properties</b> Defaulted on create, Filter, Group, Sort</p> <p><b>Description</b> Indicates whether the entitlement process is the default version (<code>true</code>) or not (<code>false</code>).  This field is available in API version 28.0 and later in organizations that have entitlement versioning enabled.</p>
LastViewedDate	<p><b>Type</b> dateTime</p> <p><b>Properties</b> Filter, Nillable, Sort</p> <p><b>Description</b> The date when the SlaProcess was last viewed.</p>

Field	Details
Name	<p><b>Type</b> string</p> <p><b>Properties</b> Filter, idLookup</p> <p><b>Description</b> The name of the entitlement process.</p>
NameNorm	<p><b>Type</b> string</p> <p><b>Properties</b> Filter, Group, Sort</p> <p><b>Description</b> The read-only value for the unique name of the entitlement process or the entitlement process version. If entitlement versioning is enabled, this value is automatically generated for each version of an entitlement process in this form: <i>process name+_v + x</i>, where <i>x</i> is the version number (for example, "gold_support_v2"). If entitlement versioning isn't enabled, this value is the same as Name.  This field is available in API version 28.0 and later.</p>
SObjectType	<p><b>Type</b> picklist</p> <p><b>Properties</b> Restricted picklist, Filter, Group, Sort</p> <p><b>Description</b> The type of records that the entitlement process can run on. Its values are:</p> <ul style="list-style-type: none"> <li>• <i>Case</i></li> <li>• <i>Work Order</i></li> </ul> <p>An entitlement process runs only on records that match its type. For example, a Case entitlement process that's applied to an entitlement runs only on cases associated with the entitlement, not on work orders. As a best practice, therefore, manage customers' work orders and cases on separate entitlements.  The field label in the user interface is Entitlement Process Type.</p>
StartDateField	<p><b>Type</b> picklist</p> <p><b>Properties</b> Filter, Restricted picklist</p> <p><b>Description</b> The criteria for cases to enter the entitlement process. Cases can enter the process based on:</p> <ul style="list-style-type: none"> <li>• The creation date on a case</li> </ul>

Field	Details
	<ul style="list-style-type: none"> <li>A custom date/time field on a case</li> </ul>
VersionMaster	<p><b>Type</b> string</p> <p><b>Properties</b> Filter, Group, Nillable, Sort</p> <p><b>Description</b> Identifies the sequence of versions to which this entitlement process belongs. This field's contents can be any value as long as it is identical among all versions of the entitlement process.</p> <p>This field is available in API version 28.0 and later in organizations that have entitlement versioning enabled.</p>
VersionNotes	<p><b>Type</b> textarea</p> <p><b>Properties</b> Filter, Group, Nillable, Sort</p> <p><b>Description</b> The description of the entitlement process version.</p> <p>This field is available in API version 28.0 and later in organizations that have entitlement versioning enabled.</p>
VersionNumber	<p><b>Type</b> int</p> <p><b>Properties</b> Filter, Group, Nillable, Sort</p> <p><b>Description</b> The version number of the entitlement process. Must be 1 or greater.</p> <p>This field is available in API version 28.0 and later in organizations that have entitlement versioning enabled.</p>

## Usage

Use this object to query entitlement processes on entitlements.

SEE ALSO:

[Entitlement](#)  
[MilestoneType](#)  
[CaseMilestone](#)

# Snippet

---

Represents a snippet, which is a container for rich text that can be reused across Pardot emails and email templates. This object is available in API version 47.0 and later.

## Supported Calls

`create()`, `delete()`, `describeLayout()`, `describeSObjects()`, `getDeleted()`, `getUpdated()`, `query()`, `retrieve()`, `search()`, `undelete()`, `update()`, `upsert()`

## Special Access Rules

Snippets are available in Pardot accounts with the Sales, CRM, or Service permission set license.

## Fields

Field	Details
Description	<p><b>Type</b> textarea</p> <p><b>Properties</b> Create, Nillable, Update</p> <p><b>Description</b> The description of the snippet. Limited to 32 KB.</p>
DeveloperName	<p><b>Type</b> string</p> <p><b>Properties</b> Create, Filter, Group, Sort, Update</p> <p><b>Description</b> Required. This field value is unique to your org and is required for a Snippet to be resolved in marketing content. Label is <b>API Name</b>.</p>
LastReferencedDate	<p><b>Type</b> dateTime</p> <p><b>Properties</b> Filter, Nillable, Sort</p> <p><b>Description</b> The timestamp for when the current user last viewed a record related to this record.</p>
LastViewedDate	<p><b>Type</b> dateTime</p> <p><b>Properties</b> Filter, Nillable, Sort</p>

Field	Details
	<p><b>Description</b></p> <p>The timestamp for when the current user last viewed this record. If this value is null, this record might only have been referenced (LastReferencedDate) and not viewed.</p>
Name	<p><b>Type</b></p> <p>string</p> <p><b>Properties</b></p> <p>Create, Filter, Group, idLookup, Sort, Update</p> <p><b>Description</b></p> <p>Required. The name of the snippet.</p>
Type	<p><b>Type</b></p> <p>picklist</p> <p><b>Properties</b></p> <p>Create, Filter, Group, Nillable, Sort, Update</p> <p><b>Description</b></p> <p>The type of content a snippet includes. Allowable values are: Date, Image, Link, Text. This field is for organizational purposes.</p>
Value	<p><b>Type</b></p> <p>textarea</p> <p><b>Properties</b></p> <p>Create, Nillable, Update</p> <p><b>Description</b></p> <p>The body content of a snippet. This field can contain plain or rich text. The value of a snippet is resolved when a marketing email is sent. The field does not support emojis, HTML, or image files.</p>

## Associated Objects

This object has the following associated objects. Unless noted, they are available in the same API version as this object.

### [SnippetFeed](#)

Feed tracking is available for the object.

## SnippetAssignment

Represents a relationship between a snippet and a campaign. Assignments are required to use snippet content in Pardot emails and email templates. A snippet can be assigned to more than one campaign. This object is available in API version 47.0 and later.

## Supported Calls

`create()`, `delete()`, `describeLayout()`, `describeSObjects()`, `getDeleted()`, `getUpdated()`, `query()`, `retrieve()`

## Special Access Rules

Snippets are available in Pardot accounts with the Sales, CRM, or Service permission set license.

## Fields

Field	Details
ParentId	<p><b>Type</b> reference</p> <p><b>Properties</b> Create, Filter, Group, Sort</p> <p><b>Description</b> ID of the parent object</p>
SnippetId	<p><b>Type</b> reference</p> <p><b>Properties</b> Create, Filter, Group, Sort</p> <p><b>Description</b> ID of the related snippet record</p>

## SocialPersona

Represents a snapshot of a contact's profile on a social network such as Facebook or Twitter. This object is available in API version 22.0 and later.

## Supported Calls

`create()`, `delete()`, `describeLayout()`, `describeSObjects()`, `getDeleted()`, `getUpdated()`, `query()`, `retrieve()`, `search()`, `undelete()`, `update()`, `upsert()`

## Fields

Field Name	Details
AreWeFollowing	<p><b>Type</b> boolean</p>

Field Name	Details
	<p><b>Properties</b> Create, Defaulted on create, Filter, Group, Sort, Update</p> <p><b>Description</b> Specifies whether a Salesforce social account is following the social persona or not.</p>
AuthorLabels	<p><b>Type</b> string</p> <p><b>Properties</b> Create, Filter, Group, Nillable, Sort, Update</p> <p><b>Description</b> Comma-separated list of author type tags.</p>
AvatarURL	<p><b>Type</b> string</p> <p><b>Properties</b> Nillable</p> <p><b>Description</b> Retrieves the user's social network avatar.</p>
Bio	<p><b>Type</b> textarea</p> <p><b>Properties</b> Create, Nillable, Update</p> <p><b>Description</b> Biography of the social persona.</p>
ExternalId	<p><b>Type</b> string</p> <p><b>Properties</b> Create, Filter, Group, Nillable, Sort, Update</p> <p><b>Description</b> ID of the social persona on the social network.</p>
ExternalPictureURL	<p><b>Type</b> url</p> <p><b>Properties</b> Create, Filter, Group, Nillable, Sort, Update</p> <p><b>Description</b> URL to the picture of the social persona on the social network.</p>

Field Name	Details
Followers	<p><b>Type</b> int</p> <p><b>Properties</b> Create, Filter, Group, Nillable, Sort, Update</p> <p><b>Description</b> Number of followers that the social persona has.</p>
Following	<p><b>Type</b> int</p> <p><b>Properties</b> Create, Filter, Group, Nillable, Sort, Update</p> <p><b>Description</b> Number of people that the social persona is following.</p>
InfluencerScore	<p><b>Type</b> int</p> <p><b>Properties</b> Create, Filter, Group, Nillable, Sort, Update</p> <p><b>Description</b> Radian6 score describing the influence of the social persona. No longer used.</p>
IsBlacklisted	<p><b>Type</b> boolean</p> <p><b>Properties</b> Create, Defaulted on create, Filter, Group, Sort, Update</p> <p><b>Description</b> Specifies whether the social persona is blacklisted or not.</p>
IsDefault	<p><b>Type</b> boolean</p> <p><b>Properties</b> Create, Defaulted on create, Filter, Group, Sort, Update</p> <p><b>Description</b> Specifies whether the social persona supplies the default avatar image that's displayed on the contact or account.</p>
IsFollowingUs	<p><b>Type</b> boolean</p> <p><b>Properties</b> Create, Defaulted on create, Filter, Group, Sort, Update</p>



Field Name	Details
	<p><b>Description</b> Specifies whether the social persona is following a Salesforce social account or not.</p>
IsVerified	<p><b>Type</b> boolean</p> <p><b>Properties</b> Create, Defaulted on create, Filter, Group, Sort, Update</p> <p><b>Description</b> Specifies whether the social persona is verified or not.</p>
LastReferencedDate	<p><b>Type</b> dateTime</p> <p><b>Properties</b> Filter, Nillable, Sort</p> <p><b>Description</b> Date and time when the social persona was last referenced.</p>
LastViewedDate	<p><b>Type</b> dateTime</p> <p><b>Properties</b> Filter, Nillable, Sort</p> <p><b>Description</b> Date and time when the social persona was last viewed.</p>
ListedCount	<p><b>Type</b> int</p> <p><b>Properties</b> Create, Filter, Group, Nillable, Sort, Update</p> <p><b>Description</b> Radian6 field. No longer used.</p>
MediaProvider	<p><b>Type</b> string</p> <p><b>Properties</b> Create, Filter, Group, Nillable, Sort, Update</p> <p><b>Description</b> Social network of the social persona.</p>
MediaType	<p><b>Type</b> string</p>

Field Name	Details
	<p><b>Properties</b> Create, Filter, Group, Nillable, Sort, Update</p> <p><b>Description</b> Social network type of the social persona.</p>
Name	<p><b>Type</b> string</p> <p><b>Properties</b> Create, Filter, Group, idLookup, Sort, Update</p> <p><b>Description</b> Name of the social persona.</p>
NumberOfFriends	<p><b>Type</b> int</p> <p><b>Properties</b> Create, Filter, Group, Nillable, Sort, Update</p> <p><b>Description</b> Number of friends that the social persona has.</p>
NumberOfTweets	<p><b>Type</b> int</p> <p><b>Properties</b> Create, Filter, Group, Nillable, Sort, Update</p> <p><b>Description</b> Number of tweets made by the social persona.</p>
ParentId	<p><b>Type</b> reference</p> <p><b>Properties</b> Create, Filter, Group, Sort, Update</p> <p><b>Description</b> ID of the contact parent record for the social persona.</p>
ProfileType	<p><b>Type</b> picklist</p> <p><b>Properties</b> Create, Filter, Group, Nillable, Restricted picklist, Sort, Update</p> <p><b>Description</b> Type of profile. Values are:</p> <ul style="list-style-type: none"><li>• Person</li><li>• Page</li></ul>

Field Name	Details
ProfileUrl	<p><b>Type</b> url</p> <p><b>Properties</b> Create, Filter, Group, Nillable, Sort, Update</p> <p><b>Description</b> URL for the profile.</p>
Provider	<p><b>Type</b> picklist</p> <p><b>Properties</b> Create, Filter, Group, Restricted picklist, Sort, Update</p> <p><b>Description</b> Social network, such as Facebook or Twitter, of the social persona.</p>
R6SourceId	<p><b>Type</b> string</p> <p><b>Properties</b> Create, Filter, Group, Nillable, Sort, Update</p> <p><b>Description</b> ID of the social persona in Social Studio.</p>
RealName	<p><b>Type</b> string</p> <p><b>Properties</b> Create, Filter, Group, Nillable, Sort, Update</p> <p><b>Description</b> Real name of the social persona.</p>
SourceApp	<p><b>Type</b> string</p> <p><b>Properties</b> Create, Filter, Group, Nillable, Sort</p> <p><b>Description</b> Salesforce product that created the social persona.</p>
TopicType	<p><b>Type</b> string</p> <p><b>Properties</b> Create, Filter, Group, Nillable, Sort, Update</p> <p><b>Description</b> Type of topic, such as keyword or managed.</p>

## Usage

The fields on a SocialPersona object don't provide real-time data. They provide a snapshot of information from the last time Salesforce collected a post from the social persona. Many of the Radian6-related fields are no longer accurate or used.

## Associated Objects

This object has the following associated objects. Unless noted, they are available in the same API version as this object.

### **SocialPersonaHistory** (API version 26.0)

History is available for tracked fields of the object.

## SocialPost

---

Represents a snapshot of a post on a social network such as a Facebook or Twitter. This object is available in API version 23.0 and later.

## Supported Calls

`create()`, `delete()`, `describeLayout()`, `describeSObjects()`, `getDeleted()`, `getUpdated()`, `query()`, `retrieve()`, `search()`, `undelete()`, `update()`, `upsert()`

## Fields

Field Name	Details
AnalyzerScore	<p><b>Type</b> double</p> <p><b>Properties</b> Create, Filter, Nillable, Sort, Update</p> <p><b>Description</b> Score set on the social post in Social Studio.</p>
AssignedTo	<p><b>Type</b> string</p> <p><b>Properties</b> Create, Filter, Group, Nillable, Sort</p> <p><b>Description</b> User in Social Studio that the social post is assigned to.</p>
AttachmentType	<p><b>Type</b> picklist</p> <p><b>Properties</b> Create, Filter, Group, Nillable, Restricted picklist, Sort, Update</p> <p><b>Description</b> Type of the first attachment on the social post. Values are:</p>

Field Name	Details
	<ul style="list-style-type: none"> <li>• APPLICATION</li> <li>• AUDIO</li> <li>• IMAGE</li> <li>• LINK</li> <li>• TEXT</li> <li>• UNKNOWN</li> <li>• VIDEO</li> </ul>
AttachmentUrl	<p><b>Type</b> url</p> <p><b>Properties</b> Create, Filter, Group, Nillable, Sort, Update</p> <p><b>Description</b> URL for the first attachment on the social post.</p>
Classification	<p><b>Type</b> picklist</p> <p><b>Properties</b> Create, Filter, Group, Nillable, Sort, Update</p> <p><b>Description</b> Classification for the social post, such as inquiry or customer case.</p>
CommentCount	<p><b>Type</b> int</p> <p><b>Properties</b> Create, Filter, Group, Nillable, Sort, Update</p> <p><b>Description</b> Number of comments on the social post.</p>
Content	<p><b>Type</b> textarea</p> <p><b>Properties</b> Create, Nillable, Update</p> <p><b>Description</b> Body of the social post.</p>
DeletedById	<p><b>Type</b> reference</p> <p><b>Properties</b> Create, Filter, Group, Nillable, Sort, Update</p>

Field Name	Details
	<b>Description</b> If the social post is deleted, ID of the person who deleted the social post.
EngagementLevel	<b>Type</b> picklist <b>Properties</b> Create, Filter, Group, Nillable, Sort, Update <b>Description</b> Engagement level of the social post, such as reviewed or resolved.
ExternalPostId	<b>Type</b> string <b>Properties</b> Create, Filter, Group, Nillable, Sort, Update <b>Description</b> ID of the social post in its social network.
Handle	<b>Type</b> string <b>Properties</b> Create, Filter, Group, Nillable, Sort, Update <b>Description</b> Handle of the person who posted the social post.
HarvestDate	<b>Type</b> dateTime <b>Properties</b> Create, Filter, Nillable, Sort, Update <b>Description</b> Date and time when Social Studio collected the social post.
Headline	<b>Type</b> string <b>Properties</b> Create, Filter, Group, Nillable, Sort, Update <b>Description</b> Headline of the social post.
HiddenById	<b>Type</b> reference <b>Properties</b> Create, Filter, Group, Nillable, Sort, Update

Field Name	Details
	<p><b>Description</b> If the social post is hidden, ID of the person who hid it.</p>
InboundLinkCount	<p><b>Type</b> int</p> <p><b>Properties</b> Create, Filter, Group, Nillable, Sort, Update</p> <p><b>Description</b> Number of links on the inbound social post.</p>
IsOutbound	<p><b>Type</b> boolean</p> <p><b>Properties</b> Create, Defaulted on create, Filter, Group, Sort</p> <p><b>Description</b> Specifies whether the social post is outbound or not.</p>
KeywordGroupName	<p><b>Type</b> string</p> <p><b>Properties</b> Create, Filter, Group, Nillable, Sort, Update</p> <p><b>Description</b> Radian6 field that is no longer used.</p>
Language	<p><b>Type</b> string</p> <p><b>Properties</b> Create, Filter, Group, Nillable, Sort, Update</p> <p><b>Description</b> Language of the social post.</p>
LastReferencedDate	<p><b>Type</b> dateTime</p> <p><b>Properties</b> Filter, Nillable, Sort</p> <p><b>Description</b> Date when the social post was last referenced.</p>
LastViewedDate	<p><b>Type</b> dateTime</p> <p><b>Properties</b> Filter, Nillable, Sort</p>

Field Name	Details
	<p><b>Description</b> Date when the social post was last viewed.</p>
LikedBy	<p><b>Type</b> string</p> <p><b>Properties</b> Create, Filter, Group, Nillable, Sort, Update</p> <p><b>Description</b> ID of the managed social account in the social network that liked the social post.</p>
LikesAndVotes	<p><b>Type</b> int</p> <p><b>Properties</b> Create, Filter, Group, Nillable, Sort, Update</p> <p><b>Description</b> Radian6 number of likes and votes on the social post.</p>
MediaProvider	<p><b>Type</b> string</p> <p><b>Properties</b> Create, Filter, Group, Nillable, Sort, Update</p> <p><b>Description</b> Social network of the social post.</p>
MediaType	<p><b>Type</b> string</p> <p><b>Properties</b> Create, Filter, Group, Nillable, Sort, Update</p> <p><b>Description</b> Type of social network of the social post.</p>
MessageType	<p><b>Type</b> picklist</p> <p><b>Properties</b> Create, Filter, Group, Nillable, Restricted picklist, Sort, Update</p> <p><b>Description</b> Type of message. Values are:</p> <ul style="list-style-type: none"> <li>• <code>Comment</code>—Facebook comment</li> <li>• <code>Direct</code>—Twitter direct message</li> <li>• <code>Post</code>—Facebook post</li> <li>• <code>Private</code>—Facebook private message</li> </ul>



Field Name	Details
	<ul style="list-style-type: none"> <li>• Reply—Twitter or Facebook reply</li> <li>• Retweet—Twitter retweet</li> <li>• Tweet—Twitter tweet</li> </ul>
Name	<p><b>Type</b> string</p> <p><b>Properties</b> Create, Filter, Group, idLookup, Sort, Update</p> <p><b>Description</b> Name of the social post.</p>
Notes	<p><b>Type</b> textarea</p> <p><b>Properties</b> Create, Nillable, Update</p> <p><b>Description</b> Notes added by Social Hub actions for the social post.</p>
OutboundSocialAccountId	<p><b>Type</b> reference</p> <p><b>Properties</b> Create, Filter, Group, Nillable, Sort</p> <p><b>Description</b> ID of the social account used for outbound social posts.</p>
OwnerId	<p><b>Type</b> reference</p> <p><b>Properties</b> Create, Defaulted on create, Filter, Group, Sort, Update</p> <p><b>Description</b> ID of the owner of the social post.</p>
ParentId	<p><b>Type</b> reference</p> <p><b>Properties</b> Create, Filter, Group, Nillable, Sort, Update</p> <p><b>Description</b> ID of the parent record of the social post, for example, the ID of a case.</p>
PersonaId	<p><b>Type</b> reference</p>

Field Name	Details
	<p><b>Properties</b> Create, Filter, Group, Nillable, Sort, Update</p> <p><b>Description</b> ID of the social persona who made the post.</p>
PostPriority	<p><b>Type</b> string</p> <p><b>Properties</b> Create, Filter, Group, Nillable, Sort, Update</p> <p><b>Description</b> Priority of the social post set in Social Studio.</p>
PostTags	<p><b>Type</b> textarea</p> <p><b>Properties</b> Create, Nillable, Update</p> <p><b>Description</b> Comma-separated list of tags on the social post.</p>
PostUrl	<p><b>Type</b> url</p> <p><b>Properties</b> Create, Filter, Group, Nillable, Sort, Update</p> <p><b>Description</b> URL for the social post.</p>
Posted	<p><b>Type</b> dateTime</p> <p><b>Properties</b> Create, Defaulted on create, Filter, Sort, Update</p> <p><b>Description</b> Date and time when the social post was made.</p>
Provider	<p><b>Type</b> picklist</p> <p><b>Properties</b> Create, Filter, Group, Nillable, Restricted picklist, Sort</p> <p><b>Description</b> Social network of the social post.</p>
R6PostId	<p><b>Type</b> string</p>

Field Name	Details
	<p><b>Properties</b> Create, Filter, Group, idLookup, Nillable, Sort, Update</p> <p><b>Description</b> Unique ID of the post in Social Studio.</p>
R6SourceId	<p><b>Type</b> string</p> <p><b>Properties</b> Create, Filter, Group, Nillable, Sort, Update</p> <p><b>Description</b> ID of the author in Social Studio.</p>
R6TopicId	<p><b>Type</b> string</p> <p><b>Properties</b> Create, Filter, Group, Nillable, Sort, Update</p> <p><b>Description</b> ID for either the topic profile or the managed account in Social Studio.</p>
Recipient	<p><b>Type</b> string</p> <p><b>Properties</b> Create, Filter, Group, Nillable, Sort, Update</p> <p><b>Description</b> ID of the recipient of the social post in Social Studio.</p>
RecipientType	<p><b>Type</b> string</p> <p><b>Properties</b> Create, Filter, Group, Nillable, Sort, Update</p> <p><b>Description</b> Type of the recipient of the social post, such as a person.</p>
ReplyToId	<p><b>Type</b> reference</p> <p><b>Properties</b> Create, Filter, Group, Nillable, Sort</p> <p><b>Description</b> Dynamically generated from replyToExternalPostId in Social Studio.</p>
ResponseContextExternalId	<p><b>Type</b> string</p>

Field Name	Details
	<p><b>Properties</b> Create, Filter, Group, Nillable, Sort, Update</p> <p><b>Description</b> External ID, such as a conversation ID, author ID, or post ID, for the item you're responding to.</p>
ReviewScale	<p><b>Type</b> double</p> <p><b>Properties</b> Create, Filter, Nillable, Sort, Update</p> <p><b>Description</b> Review scale for the social post.</p>
ReviewScore	<p><b>Type</b> double</p> <p><b>Properties</b> Create, Filter, Nillable, Sort, Update</p> <p><b>Description</b> Review score for the social post.</p>
ReviewedStatus	<p><b>Type</b> picklist</p> <p><b>Properties</b> Create, Filter, Group, Nillable, Sort, Update</p> <p><b>Description</b> Status of the social post review.</p>
Sentiment	<p><b>Type</b> picklist</p> <p><b>Properties</b> Create, Filter, Group, Nillable, Restricted picklist, Sort, Update</p> <p><b>Description</b> Sentiment of the social post. Values are:</p> <ul style="list-style-type: none"> <li>• Negative</li> <li>• Neutral</li> <li>• Positive</li> <li>• SomewhatNegative</li> <li>• SomewhatPositive</li> </ul>
Shares	<p><b>Type</b> int</p>

Field Name	Details
	<p><b>Properties</b> Create, Filter, Group, Nillable, Sort, Update</p> <p><b>Description</b> Number of times the social post has been shared.</p>
SourceTags	<p><b>Type</b> textarea</p> <p><b>Properties</b> Create, Nillable, Update</p> <p><b>Description</b> Comma-separated list of author type tags.</p>
SpamRating	<p><b>Type</b> picklist</p> <p><b>Properties</b> Create, Filter, Group, Nillable, Restricted picklist, Sort, Update</p> <p><b>Description</b> Spam rating of the social post. Values are:</p> <ul style="list-style-type: none"> <li>• NotSpam</li> <li>• Spam</li> </ul>
Status	<p><b>Type</b> picklist</p> <p><b>Properties</b> Create, Filter, Group, Nillable, Restricted picklist, Sort, Update</p> <p><b>Description</b> Status of the social post. Values are:</p> <ul style="list-style-type: none"> <li>• DELETED</li> <li>• FAILED</li> <li>• HIDDEN</li> <li>• PENDING</li> <li>• PENDING_APPROVAL</li> <li>• RECALL_APPROVAL</li> <li>• REJECTED_APPROVAL</li> <li>• REPLIED</li> <li>• SENT</li> <li>• UNKNOWN</li> </ul>
StatusMessage	<p><b>Type</b> textarea</p>

Field Name	Details
	<p><b>Properties</b> Create, Filter, Group, Nillable, Sort, Update</p> <p><b>Description</b> Status message for the social post.</p>
ThreadSize	<p><b>Type</b> int</p> <p><b>Properties</b> Create, Filter, Group, Nillable, Sort, Update</p> <p><b>Description</b> Radian6 field. No longer used.</p>
TopicProfileName	<p><b>Type</b> string</p> <p><b>Properties</b> Create, Filter, Group, Nillable, Sort, Update</p> <p><b>Description</b> Name of the topic profile for the social post in Social Studio.</p>
TopicType	<p><b>Type</b> picklist</p> <p><b>Properties</b> Create, Filter, Group, Nillable, Restricted picklist, Sort, Update</p> <p><b>Description</b> Type of topic. Values are:</p> <ul style="list-style-type: none"> <li>• Keyword</li> <li>• Managed</li> </ul>
TruncatedContent	<p><b>Type</b> string</p> <p><b>Properties</b> Filter, Group, Nillable, Sort</p> <p><b>Description</b> Truncated content of the social post.</p>
UniqueCommentors	<p><b>Type</b> int</p> <p><b>Properties</b> Create, Filter, Group, Nillable, Sort, Update</p> <p><b>Description</b> Number of unique people who commented on the social post.</p>

Field Name	Details
ViewCount	<p><b>Type</b> int</p> <p><b>Properties</b> Create, Filter, Group, Nillable, Sort, Update</p> <p><b>Description</b> Number of times the social post was viewed.</p>
WhoId	<p><b>Type</b> reference</p> <p><b>Properties</b> Create, Filter, Group, Nillable, Sort, Update</p> <p><b>Description</b> Polymorphic ID of a person such as a lead or a contact.</p>

## Usage

The fields on a SocialPost object don't provide real-time data. They provide a snapshot of information from the last time Salesforce collected the post from the social network. Many of the Radian6-related fields are no longer accurate or used.

## Associated Objects

This object has the following associated objects. Unless noted, they are available in the same API version as this object.

### **SocialPostFeed (API version 26.0)**

Feed tracking is available for the object.

### **SocialPostHistory (API version 26.0)**

History is available for tracked fields of the object.

### **SocialPostOwnerSharingRule**

Sharing rules are available for the object.

### **SocialPostShare**

Sharing is available for the object.

## Solution


---

Represents a detailed description of a customer issue and the resolution of that issue.

## Supported Calls


`create()`, `delete()`, `describeLayout()`, `describeSObjects()`, `getDeleted()`, `getUpdated()`, `query()`, `retrieve()`, `search()`, `undelete()`, `update()`, `upsert()`

## Fields

Field	Details
IsDeleted	<p><b>Type</b> boolean</p> <p><b>Properties</b> Defaulted on create, Filter</p> <p><b>Description</b> Indicates whether the object has been moved to the Recycle Bin (<code>true</code>) or not (<code>false</code>). Label is <b>Deleted</b>.</p>
IsHtml	<p><b>Type</b> boolean</p> <p><b>Properties</b> Defaulted on create, Filter, Group, Sort</p> <p><b>Description</b> Indicates whether the Solution is an HTML solution (<code>true</code>) or not (<code>false</code>).</p>
IsOutOfDate	<p><b>Type</b> boolean</p> <p><b>Properties</b> Defaulted on create, Filter</p> <p><b>Description</b> Read-only field that indicates whether a solution master has been updated since the translated version was created (<code>true</code>) or not (<code>false</code>). Note that this field does not appear in the page layout of master solutions.</p>
IsPublished	<p><b>Type</b> boolean</p> <p><b>Properties</b> Create, Defaulted on create, Filter, Group, Sort, Update</p> <p><b>Description</b> Indicates whether the Solution has been published (<code>true</code>) or not (<code>false</code>). A solution's published state does not affect how it can be used, or whether you can query, update, or delete it. Label is <b>Public</b>.</p> <p> <b>Note:</b> Prior to Spring '14, the label was <b>Visible in Self-Service Portal</b>.</p>
IsPublishedInPublicKb	<p><b>Type</b> boolean</p> <p><b>Properties</b> Create, Defaulted on create, Filter, Group, Sort, Update</p>



Field	Details
	<p><b>Description</b></p> <p>Indicates whether the Solution has been published as a Public Solution (<code>true</code>) or not (<code>false</code>). Label is <b>Visible in Public Knowledge Base</b>.</p> <p>This field only applies to solutions, not articles in the public knowledge base.</p>
IsReviewed	<p><b>Type</b></p> <p>boolean</p> <p><b>Properties</b></p> <p>Defaulted on create, Filter, Group, Sort</p> <p><b>Description</b></p> <p>Indicates whether the Solution has been reviewed (<code>true</code>) or not (<code>false</code>). This flag can only be set indirectly via the <code>Status</code> picklist. Each predefined <code>Status</code> value implies an <code>IsReviewed</code> value. Label is <b>Reviewed</b>.</p>
LastReferencedDate	<p><b>Type</b></p> <p>datetime</p> <p><b>Properties</b></p> <p>Filter, Nillable, Sort</p> <p><b>Description</b></p> <p>The timestamp for when the current user last viewed a record related to this record.</p>
LastViewedDate	<p><b>Type</b></p> <p>datetime</p> <p><b>Properties</b></p> <p>Filter, Nillable, Sort</p> <p><b>Description</b></p> <p>The timestamp for when the current user last viewed this record. If this value is null, this record might only have been referenced (<code>LastReferencedDate</code>) and not viewed.</p>
OwnerId	<p><b>Type</b></p> <p>reference</p> <p><b>Properties</b></p> <p>Create, Defaulted on create, Filter, Group, Sort, Update</p> <p><b>Description</b></p> <p>ID of the User who owns the Solution.</p>
ParentId	<p><b>Type</b></p> <p>reference</p> <p><b>Properties</b></p> <p>Create, Defaulted on create, Filter, Update</p> <p><b>Description</b></p> <p>ID of the master solution, if this is the translation of a master solution.</p>

Field	Details
RecordTypeId	<p><b>Type</b> reference</p> <p><b>Properties</b> Create, Filter, Nillable, Update</p> <p><b>Description</b> ID of the RecordType to which the Solution is associated.</p>
SolutionLanguage	<p><b>Type</b> picklist</p> <p><b>Properties</b> Create, Filter, Restricted picklist, Update</p> <p><b>Description</b> The language that the solution is written in, such as <code>French</code> or <code>Chinese (Traditional)</code>.</p>
SolutionName	<p><b>Type</b> string</p> <p><b>Properties</b> Create, Filter, Group, idLookup, Sort, Update</p> <p><b>Description</b> Required. If a client application creates a new Solution and a value for this field is unspecified, a hyphen (-), the default value for this field, is used. Limit: 255 characters. Label is <b>Title</b>.</p>
SolutionNote	<p><b>Type</b> textarea</p> <p><b>Properties</b> Create, Nillable, Update</p> <p><b>Description</b> The details of the Solution record. Limit: 32,000 characters. Label is <b>Solution Details</b>.</p> <p> <b>Note:</b> If you have HTML Solutions enabled, any HTML tags used in this field are verified before the object is created or updated. If invalid HTML is entered, an error is thrown. Any JavaScript used in this field is removed before the object is created or updated.</p>
SolutionNumber	<p><b>Type</b> string</p> <p><b>Properties</b> Autonumber, Defaulted on create, Filter, Sort</p> <p><b>Description</b> An identifying number that is assigned automatically when a solution is created. It can't be set directly, and it can't be modified.</p>

Field	Details
Status	<p><b>Type</b> picklist</p> <p><b>Properties</b> Create, Defaulted on create, Filter, Group, Sort, Update</p> <p><b>Description</b> Required. The status of the solution. Directly controls the <code>IsReviewed</code> value. To obtain the status values in the picklist, a client application can query the <code>SolutionStatus</code>.</p>
TimesUsed	<p><b>Type</b> int</p> <p><b>Properties</b> Filter, Group, Sort</p> <p><b>Description</b> Number of times this solution has been used. Label is <b>Num Related Case</b>.</p>

## Usage

Use this object to manage your organization's solutions. Client applications can create, update, delete, and query Attachment records associated with a solution.

## Associated Objects

This object has the following associated objects. Unless noted, they are available in the same API version as this object.

### **SolutionFeed** (API version 18.0)

Feed tracking is available for the object.

### **SolutionHistory**

History is available for tracked fields of the object.

SEE ALSO:

[CategoryData](#)

[CategoryNode](#)

## SolutionStatus

---

Represents the status of a Solution, such as Draft, Reviewed, and so on.

## Supported Calls

`describeSObjects()`, `query()`, `retrieve()`

## Fields

Field	Details
ApiName	<p><b>Type</b> string</p> <p><b>Properties</b> Filter, Group, idLookup, Sort</p> <p><b>Description</b> Uniquely identifies a picklist value so it can be retrieved without using an id or master label.</p>
IsDefault	<p><b>Type</b> boolean</p> <p><b>Properties</b> Defaulted on create, Filter, Group, Sort</p> <p><b>Description</b> Indicates whether this is the default solution status value (<code>true</code>) or not (<code>false</code>) in the picklist. Only one value can be the default value.</p>
IsReviewed	<p><b>Type</b> boolean</p> <p><b>Properties</b> Defaulted on create, Filter, Group, Sort</p> <p><b>Description</b> Indicates whether this solution status value represents a reviewed Solution (<code>true</code>) or not (<code>false</code>). Multiple solution status values can represent a reviewed Solution.</p>
MasterLabel	<p><b>Type</b> string</p> <p><b>Properties</b> Filter, Group, Nillable, Sort</p> <p><b>Description</b> Master label for this solution status value. This display value is the internal label that does not get translated.</p>
SortOrder	<p><b>Type</b> int</p> <p><b>Properties</b> Filter, Group, Nillable, Sort</p> <p><b>Description</b> Number used to sort this value in the solution status picklist. These numbers are not guaranteed to be sequential, as some previous solution status values might have been deleted.</p>

## Usage

This object represents a value in the solution status picklist. The solution status picklist provides additional information about the status of a Solution, such as whether a given status value represents a reviewed or unreviewed solution. Your client application can query this object to retrieve the set of values in the solution status picklist, and then use that information while processing Solution objects to determine more information about a given solution. For example, the application could test whether a given case has been reviewed or not based on its `Status` value and the value of the `IsReviewed` property in the associated SolutionStatus record.

SEE ALSO:

[Solution](#)

## SolutionTag

---

Associates a word or short phrase with a Solution.

## Supported Calls

`create()`, `delete()`, `describeSOjects()`, `query()`, `retrieve()`

## Fields

Field Name	Details
ItemId	<p><b>Type</b> reference</p> <p><b>Properties</b> Create, Filter</p> <p><b>Description</b> ID of the tagged item.</p>
Name	<p><b>Type</b> string</p> <p><b>Properties</b> Create, Filter</p> <p><b>Description</b> Name of the tag. If this value does not already exist, a new TagDefinition is created and becomes the parent of this Tag object. Otherwise, a TagDefinition with the same name becomes the parent of this Tag object. Parent relationships are created automatically.</p>
TagDefinitionId	<p><b>Type</b> reference</p> <p><b>Properties</b> Filter</p>

Field Name	Details
	<p><b>Description</b></p> <p>ID of the parent TagDefinition object that owns the tag.</p>
Type	<p><b>Type</b></p> <p>picklist</p> <p><b>Properties</b></p> <p>Create, Filter, Restricted picklist</p> <p><b>Description</b></p> <p>Defines the visibility of a tag.</p> <p>Valid values:</p> <ul style="list-style-type: none"> <li>• <code>Public</code>—The tag can be viewed and manipulated by all users in an organization.</li> <li>• <code>Personal</code>—The tag can be viewed or manipulated only by a user with a matching <code>OwnerId</code>.</li> </ul>

## Usage

SolutionTag stores the relationship between its parent TagDefinition and the Solution being tagged. Tag objects act as metadata, allowing users to describe and organize their data.

When a tag is deleted, its parent TagDefinition will also be deleted if the name is not being used; otherwise, the parent remains. Deleting a TagDefinition sends it to the Recycle Bin, along with any associated tag entries.

## SOSDeployment

Represents the general settings for deploying SOS video call capability in a native mobile application. This object is available in API version 34.0 and later.

## Supported Calls

`create()`, `describeSObjects()`, `query()`, `retrieve()`, `update()`, `upsert()`

## Fields

Field Name	Details
DeveloperName	<p><b>Type</b></p> <p>string</p> <p><b>Properties</b></p> <p>Create, Filter, Group, Sort, Update</p>

**Field Name****Details****Description**

The unique name of the object in the API. This name can contain only underscores and alphanumeric characters, and must be unique in your org. It must begin with a letter, not include spaces, not end with an underscore, and not contain two consecutive underscores. In managed packages, this field prevents naming conflicts on package installations. With this field, a developer can change the object's name in a managed package and the changes are reflected in a subscriber's organization.



**Note:** When creating large sets of data, always specify a unique `DeveloperName` for each record. If no `DeveloperName` is specified, performance may slow while Salesforce generates one for each record.

Language

**Type**

picklist

**Properties**

Create, Defaulted on create, Filter, Group, Nillable, Restricted picklist, Sort, Update

**Description**

The language of the deployment.

MasterLabel

**Type**

string

**Properties**

Create, Filter, Group, Sort, Update

**Description**

The name of the deployment.

OptionsIsBackwardFacingCameraEnabled

**Type**

boolean

**Properties**

Create, Filter, Update

**Description**

Determines whether customers can use the backwards-facing camera on their mobile devices to talk to SOS agents.

OptionsIsEnabled

**Type**

boolean

**Properties**

Create, Filter, Update

**Description**

Determines whether the deployment is enabled for customers to request new SOS video calls.

Field Name	Details
OptionsIsVoiceOnlyMode	<p><b>Type</b> boolean</p> <p><b>Properties</b> Create, Filter, Update</p> <p><b>Description</b> Determines whether video functionality is disabled for customers, making it so customers can only talk to SOS agents using only audio.</p>
QueueId	<p><b>Type</b> reference</p> <p><b>Properties</b> Create, Filter, Group, Sort, Update</p> <p><b>Description</b> The ID of the queue that's associated with the SOS deployment.</p>

## Usage

Use this object to query and manage SOS deployments.

## SOSSession

This object is automatically created for each SOS session and stores information about the session. This object is available in API versions 34.0 and later.

## Supported Calls

`create()`, `delete()`, `describeLayout()`, `describeSObjects()`, `getDeleted()`, `getUpdated()`, `query()`, `retrieve()`, `search()`, `undelete()`, `update()`, `upsert()`

## Fields

Field Name	Details
AppVersion	<p><b>Type</b> string</p> <p><b>Properties</b> Create, Filter, Group, Nillable, Sort, Update</p> <p><b>Description</b> The version of the customer's mobile application in which SOS is implemented.</p>
CaseId	<p><b>Type</b> reference</p>



Field Name	Details
	<p><b>Properties</b> Create, Filter, Group, Nillable, Sort, Update</p> <p><b>Description</b> The ID of the case that's associated with the SOS session.</p>
ContactId	<p><b>Type</b> reference</p> <p><b>Properties</b> Create, Filter, Group, Nillable, Sort, Update</p> <p><b>Description</b> The ID of the contact that's associated with the SOS session.</p>
DeploymentId	<p><b>Type</b> reference</p> <p><b>Properties</b> Create, Filter, Group, Nillable, Sort, Update</p> <p><b>Description</b> The ID of the SOS deployment that the SOS session originated from.</p>
EndTime	<p><b>Type</b> dateTime</p> <p><b>Properties</b> Create, Filter, Nillable, Sort, Update</p> <p><b>Description</b> The time that the SOS session ended.</p>
IpAddress	<p><b>Type</b> string</p> <p><b>Properties</b> Create, Filter, Group, Nillable, Sort, Update</p> <p><b>Description</b> To protect the customer's privacy, this field is now blank.</p>
LastReferencedDate	<p><b>Type</b> dateTime</p> <p><b>Properties</b> Filter, Nillable, Sort</p> <p><b>Description</b> The date and time that the session record was last referenced by a user.</p>
LastViewedDate	<p><b>Type</b> dateTime</p>

Field Name	Details
	<p><b>Properties</b> Filter, Nillable, Sort</p> <p><b>Description</b> The date and time that the session record was last viewed.</p>
Name	<p><b>Type</b> string</p> <p><b>Properties</b> Autonumber, Defaulted on create, Filter, Sort</p> <p><b>Description</b> The name of the session.</p>
OpentokSession	<p><b>Type</b> encryptedstring</p> <p><b>Properties</b> Create, Nillable, Update</p> <p><b>Description</b> The ID of the OpenTok session that's associated with the SOS video call.</p>
OwnerId	<p><b>Type</b> reference</p> <p><b>Properties</b> Create, Defaulted on create, Filter, Group, Sort, Update</p> <p><b>Description</b> The ID of the session record's owner.</p>
SessionDuration	<p><b>Type</b> int</p> <p><b>Properties</b> Filter, Group, Nillable, Sort</p> <p><b>Description</b> The amount of time that the SOS session lasted.</p>
SessionRecordingUrl	<p><b>Type</b> url</p> <p><b>Properties</b> Create, Filter, Group, Nillable, Sort, Update</p> <p><b>Description</b> The URL where the SOS session recording is stored.</p>
SosVersion	<p><b>Type</b> string</p>

Field Name	Details
	<p><b>Properties</b> Create, Filter, Group, Nillable, Sort, Update</p> <p><b>Description</b> The version of SOS that was used in your organization's mobile application when this session occurred.</p>
StartTime	<p><b>Type</b> dateTime</p> <p><b>Properties</b> Create, Filter, Nillable, Sort, Update</p> <p><b>Description</b> The time that the SOS session began.</p>
SystemInfo	<p><b>Type</b> string</p> <p><b>Properties</b> Create, Filter, Group, Nillable, Sort, Update</p> <p><b>Description</b> Information about the customer's mobile device from which the SOS call originated, such as the device's operating system.</p>
WaitDuration	<p><b>Type</b> int</p> <p><b>Properties</b> Filter, Group, Nillable, Sort</p> <p><b>Description</b> The amount of time the customer waited before an agent accepted the SOS session and the call began.</p>

## Usage

Use this object to query and manage SOS session records.

## Associated Objects

This object has the following associated objects. Unless noted, they are available in the same API version as this object.

### [SOSSessionFeed](#)

Feed tracking is available for the object.

### [SOSSessionHistory](#)

History is available for tracked fields of the object.

**SOSSessionOwnerSharingRule**

Sharing rules are available for the object.

**SOSSessionShare**

Sharing is available for the object.

## SOSSessionActivity

---

Captures information about specific events that occur during an SOS video call, such as when an SOS call begins or ends. This object is available in API version 34.0 and later.

### Supported Calls

`create()`, `delete()`, `describeSObjects()`, `getDeleted()`, `getUpdated()`, `query()`, `retrieve()`, `undelete()`, `update()`, `upsert()`

### Fields

Field Name	Details
ActivityTime	<p><b>Type</b> dateTime</p> <p><b>Properties</b> Create, Filter, Sort</p> <p><b>Description</b> The time at which the activity occurred.</p>
Name	<p><b>Type</b> string</p> <p><b>Properties</b> Autonumber, Defaulted on create, idLookup, Filter, Sort</p> <p><b>Description</b> The name of the activity.</p>
SessionId	<p><b>Type</b> reference</p> <p><b>Properties</b> Create, Filter, Group, Sort</p> <p><b>Description</b> The ID of the SOS session that's associated with the event.</p>
Type	<p><b>Type</b> picklist</p> <p><b>Properties</b> Create, Filter, Group, Restricted picklist, Sort</p>

**Field Name****Details****Description**

The kind of activity that occurred.

## Usage

Use this object to query and manage SOS session activities.

## Stamp

Represents a User Specialty. This object is available in API version 39.0 and later.

Create User Specialty labels. Specialties can be any term you want, up to 50 characters, including spaces and underscores.

## Supported Calls

`describeSObjects()`, `query()`, `retrieve()`

## Fields

**Field****Description**

Description

**Type**

string

**Properties**

Filter, Group, Nillable, Sort

**Description**

Use this field to describe what the user specialty means and how it applies to a user. You have a 255 character maximum including spaces and underscores.

MasterLabel

**Type**

string

**Properties**

Filter, Group, Sort

**Description**

The User Specialty label that appears under the user's profile picture. You can create any label you want as long as it's within the 50 character maximum, including spaces and underscores.

ParentId

**Type**

reference

**Properties**

Filter, Group, Sort

Field	Description
	<p><b>Description</b></p> <p>The id of the org or network.</p>

## StampAssignment

---

Represents assignment of a User Specialty to a user. This object is available in API version 39.0 and later.

Assign a User Specialty to users. This label appears beneath their profile photo.

## Supported Calls

`describeSObjects()`, `query()`, `retrieve()`

## Fields

Field	Details
StampId	<p><b>Type</b></p> <p>reference</p> <p><b>Properties</b></p> <p>Filter, Group, Sort</p> <p><b>Description</b></p> <p>The unique id generated when creating a user specialty.</p>
SubjectId	<p><b>Type</b></p> <p>reference</p> <p><b>Properties</b></p> <p>Filter, Group, Sort</p> <p><b>Description</b></p> <p>The id for the user getting the User Specialty label.</p>

## StaticResource

---

Represents a static resource that can be used in Visualforce markup.

## Supported Calls

`create()`, `delete()`, `describeSObjects()`, `getDeleted()`, `getUpdated()`, `query()`, `retrieve()`, `search()`, `update()`, `upsert()`

## Fields

Field	Details
Body	<p><b>Type</b> base64</p> <p><b>Properties</b> Create, Nillable, Update</p> <p><b>Description</b> Required. Encoded file data.</p>
BodyLength	<p><b>Type</b> int</p> <p><b>Properties</b> Filter, Group, Sort</p> <p><b>Description</b> Size of the file (in bytes).</p>
CacheControl	<p><b>Type</b> picklist</p> <p><b>Properties</b> Create, Filter, Group, Restricted picklist, Sort, Update</p> <p><b>Description</b> The sharing policy for the static resource when cached. The cache control can have one of the following values:</p> <ul style="list-style-type: none"> <li>• <i>Private</i> specifies that the static resource data cached on the Salesforce server shouldn't be shared with other users. The static resource is only stored in cache for the current user's session.</li> <li>• <i>Public</i> specifies that the static resource data cached on the Salesforce server be shared with other users in your organization for faster load times.</li> </ul>
ContentType	<p><b>Type</b> string</p> <p><b>Properties</b> Create, Filter, Group, Sort, Update</p> <p><b>Description</b> Type of content. Label is <b>Mime Type</b>. Limit: 120 characters.</p>
Description	<p><b>Type</b> textarea</p> <p><b>Properties</b> Create, Filter, Group, Nillable, Sort, Update</p>

Field	Details
	<p><b>Description</b> Text description of the static resource. Limit: 255 characters.</p>
Name	<p><b>Type</b> string</p> <p><b>Properties</b> Create, Filter, Group, idLookup, Sort, Update</p> <p><b>Description</b> Required. Name of the static resource.</p>
NamespacePrefix	<p><b>Type</b> string</p> <p><b>Properties</b> Filter, Group, Nillable, Sort</p> <p><b>Description</b> The namespace prefix that is associated with this object. Each Developer Edition org that creates a managed package has a unique namespace prefix. Limit: 15 characters. You can refer to a component in a managed package by using the <b><i>namespacePrefix__componentName</i></b> notation.</p> <p>The namespace prefix can have one of the following values.</p> <ul style="list-style-type: none"> <li>In Developer Edition orgs, <code>NamespacePrefix</code> is set to the namespace prefix of the org for all objects that support it, unless an object is in an installed managed package. In that case, the object has the namespace prefix of the installed managed package. This field's value is the namespace prefix of the Developer Edition org of the package developer.</li> <li>In orgs that are not Developer Edition orgs, <code>NamespacePrefix</code> is set only for objects that are part of an installed managed package. All other objects have no namespace prefix.</li> </ul> <p>This field can't be accessed unless the logged-in user has the Customize Application permission.</p>

## Usage

Use static resources to upload content that you can reference in Visualforce markup, including archives (such as .zip and .jar files), images, stylesheets, JavaScript, and other files. Using a static resource is preferable to uploading a file to the Documents tab because:

- You can package a collection of related files into a directory hierarchy and upload that hierarchy as a .zip or .jar archive.
- You can reference a static resource in page markup by name using the `$Resource` global variable instead of hard-coding document IDs.



## Encoded Data

The API sends and receives the binary file data encoded as a base64 data type. Prior to creating a record, clients must encode the binary file data as base64. Upon receiving an API response, clients must decode the base64 data to binary (this conversion is usually handled for you by the SOAP client).

## Maximum Static Resource Size

You can create or update static resources to a maximum size of 5 MB. An organization can have up to 250 MB of static resources, total.

SEE ALSO:

[ApexComponent](#)

[ApexPage](#)

[Developer Guide: Visualforce Developer Guide](#)

## StoreIntegratedService

---

Represents an integration service used to map integrations to a store. This object is available in API version 49.0 and later.

## Supported Calls

`create()`, `delete()`, `describeSObjects()`, `getDeleted()`, `getUpdated()`, `query()`, `retrieve()`, `undelete()`, `update()`, `upsert()`

## Special Access Rules

The StoreIntegratedService object is available only if the B2B Commerce on Lightning Experience license is enabled.

## Fields

Field	Details
CurrencyIsoCode	<p><b>Type</b> picklist</p> <p><b>Properties</b> Create, Defaulted on create, Filter, Group, Nillable, Restricted picklist, Sort, Update</p> <p><b>Description</b> The standard code for the currency. Possible values are:</p> <ul style="list-style-type: none"> <li>• GBP—British Pound</li> <li>• USD—U.S. Dollar</li> </ul>

Field	Details
Integration	<p><b>Type</b> picklist</p> <p><b>Properties</b> Create, Filter, Group, Restricted picklist, Sort, Update</p> <p><b>Description</b> Required. The ID of the external service. Possible values are:</p> <ul style="list-style-type: none"> <li>• Flow__Checkout_Flow_Template</li> <li>• Flow__sfdc_checkout__ActivateOrder</li> <li>• Flow__sfdc_checkout__CartToOrder</li> <li>• Flow__sfdc_checkout__CheckoutSession</li> <li>• Flow__sfdc_checkout__CheckoutSummary</li> <li>• Flow__sfdc_checkout__CheckoutTemplate</li> <li>• Flow__sfdc_checkout__ConfirmPrice</li> <li>• Flow__sfdc_checkout__DebugCheckout</li> <li>• Flow__sfdc_checkout__Error</li> <li>• Flow__sfdc_checkout__Inventory</li> <li>• Flow__sfdc_checkout__OrderConfirmation</li> <li>• Flow__sfdc_checkout__PaymentBillingAddress</li> <li>• Flow__sfdc_checkout__ResetCheckout</li> <li>• Flow__sfdc_checkout__ShippingAddress</li> <li>• Flow__sfdc_checkout__ShippingCost</li> <li>• Flow__sfdc_checkout__Taxes</li> <li>• Flow__sfdc_checkout__UpdateCheckoutState</li> <li>• Flow__testingText</li> <li>• Price__B2B_STOREFRONT__StandardPricing</li> </ul>
ServiceProviderType	<p><b>Type</b> picklist</p> <p><b>Properties</b> Create, Filter, Group, Restricted picklist, Sort, Update</p> <p><b>Description</b> Required. The type of integration service provider. Possible values are:</p> <ul style="list-style-type: none"> <li>• Flow</li> <li>• Inventory</li> <li>• Payment</li> <li>• Price</li> </ul>

Field	Details
	<ul style="list-style-type: none"> <li>• Shipment</li> <li>• Tax</li> </ul>
StoreId	<p><b>Type</b> reference</p> <p><b>Properties</b> Create, Filter, Group, Sort, Update</p> <p><b>Description</b> Required. The unique ID for the store.</p>

## Reference: StreamingChannel

Represents a channel that is the basis for notifying listeners of generic Streaming API events. Available with API version 29.0 and later.

### Supported Calls

REST: DELETE, GET, PATCH, POST (query requests are specified in the URI)

SOAP: `create()`, `delete()`, `describe()`, `describeLayout()`, `describeSObjects()`, `getDeleted()`, `getUpdated()`, `query()`, `retrieve()`, `undelete()`, `update()`

### Special Access Rules

- This object is available only if Streaming API is enabled for your org.
- Only users with the Create permission can create this record.
- You can create a permission set and grant users read and create access to all streaming channels in the org. This access isn't for a specific channel, like with user sharing.
- You can apply user sharing to StreamingChannel. You can restrict access to receiving or sending events on a channel by sharing channels with specific users or groups. Channels shared with public read-only or read-write access send events only to clients subscribed to the channel that also are using a user session associated with the set of shared users or groups. Only users with read-write access to a shared channel can generate events on the channel, or modify the actual StreamingChannel record.

### Dynamic Streaming Channel

Generic streaming also supports dynamic streaming channel creation, which creates a StreamingChannel when a client first subscribes to the channel. To enable dynamic streaming channels in your org, from Setup, enter *User Interface* in the Quick Find box, then select **User Interface**. Enable **Enable Dynamic Streaming Channel Creation**. You can also enable dynamic channel creation in Metadata API using EventSettings.

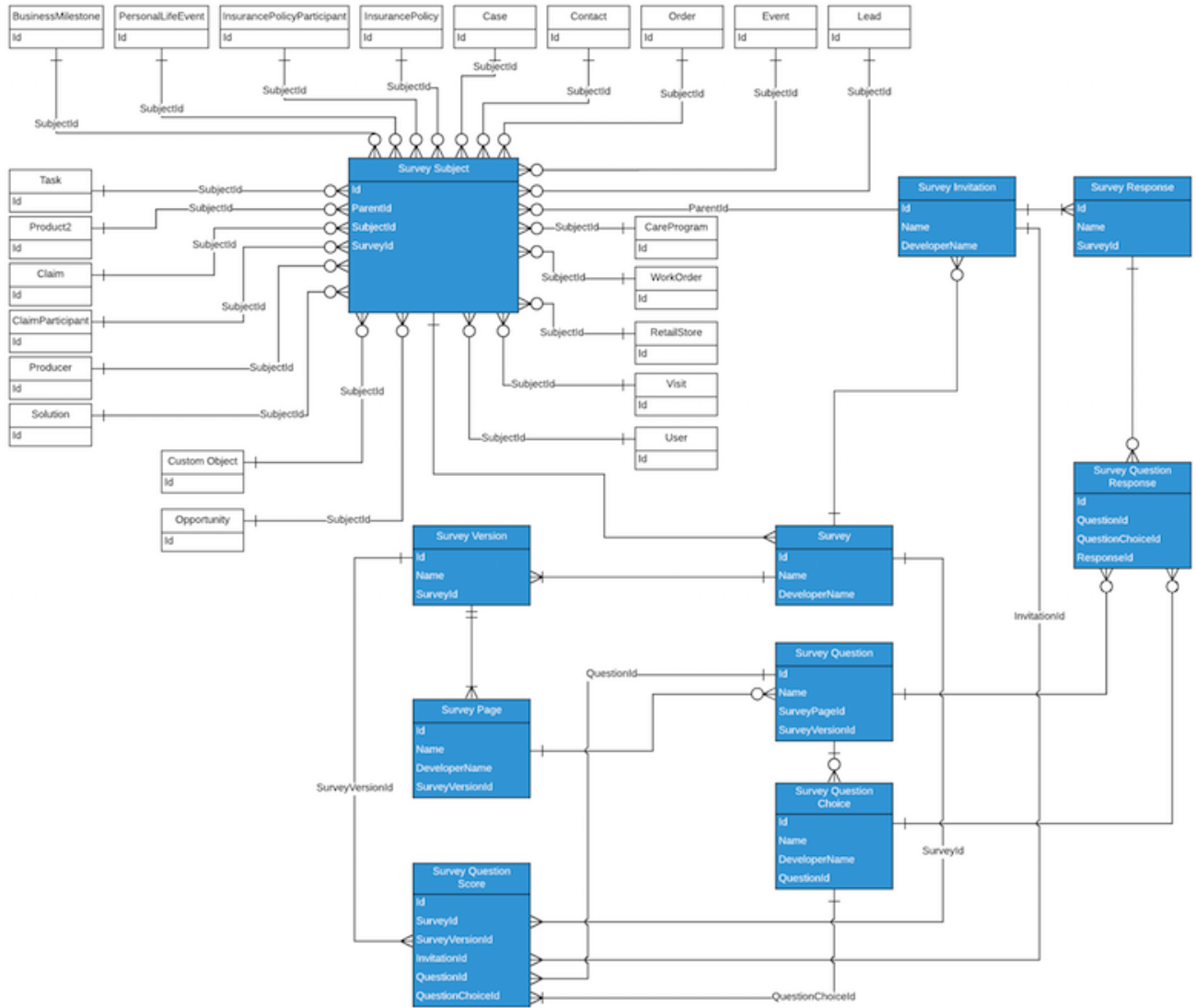
## Fields

Field	Field Type	Description
Description	string	Description of the StreamingChannel. Limit: 255 characters. <b>Field Properties:</b> Create, Filter, Group, Nillable, Sort, Update <b>Label:</b> Description
ID	ID	System field: Globally unique string that identifies a StreamingChannel record. <b>Field Properties:</b> Default on create, Filter, Group, idLookup, Sort
IsDeleted	boolean	System field: Indicates whether the record has been moved to the Recycle Bin ( <code>true</code> ) or not ( <code>false</code> ). <b>Field Properties:</b> Default on create, Filter, Group, Sort
IsDynamic	boolean	<code>true</code> if the channel gets dynamically created on subscribe if necessary, <code>false</code> otherwise. <b>Field Properties:</b> Default on create, Filter, Group, Sort
LastReferencedDate	date	The timestamp for when the current user last viewed a record related to this record. <b>Field Properties:</b> Filter, Sort
LastViewedDate	date	The timestamp for when the current user last viewed this record. If this value is null, this record might only have been referenced ( <code>LastReferencedDate</code> ) and not viewed. <b>Field Properties:</b> Filter, Sort
Name	string	Required. Descriptive name of the StreamingChannel. Limit: 80 characters, alphanumeric and “_”, “/” characters only. Must start with “/u”. This value identifies the channel and must be unique. <b>Field Properties:</b> Create, Filter, Group, idLookup, Sort, Update <b>Label:</b> Streaming Channel Name
OwnerId	reference	The ID of the owner of the StreamingChannel. <b>Field Properties:</b> Create, Default on create, Filter, Group, Sort, Update <b>Label:</b> Owner Name

## Salesforce Surveys Object Model

---

Learn about how Salesforce Surveys objects relate to one another in Salesforce.



## Survey

Represents a survey.

### Supported Calls

`describeLayout()`, `describeSObjects()`, `getDeleted()`, `getUpdated()`, `query()`, `retrieve()`, `search()`

## Fields

Field Name	Details
ActiveVersionID	<p><b>Type</b> reference</p> <p><b>Properties</b> Filter, Group, Nillable, Sort</p> <p><b>Description</b> The ID of the survey version currently activated.</p>
Description	<p><b>Type</b> string</p> <p><b>Properties</b> Nillable</p> <p><b>Description</b> The description of the survey. This field isn't visible in the UI.</p>
DeveloperName	<p><b>Type</b> string</p> <p><b>Properties</b> Filter, Group, Sort</p> <p><b>Description</b> The survey's unique API name.</p>
LastReferencedDate	<p><b>Type</b> dateTime</p> <p><b>Properties</b> Filter, Nillable, Sort</p> <p><b>Description</b> The date and time that the current user last viewed a record related to the survey.</p>
LastViewedDate	<p><b>Type</b> dateTime</p> <p><b>Properties</b> Filter, Nillable, Sort</p> <p><b>Description</b> The timestamp for when the current user last viewed the survey.</p>
LatestVersionId	<p><b>Type</b> reference</p> <p><b>Properties</b> Filter, Group, Sort</p>

Field Name	Details
	<p><b>Description</b> The ID of the most recent version of this survey.</p>
Name	<p><b>Type</b> string</p> <p><b>Properties</b> Filter, Group, Sort</p> <p><b>Description</b> The name of the survey that appears in the UI.</p>
OwnerId	<p><b>Type</b> reference</p> <p><b>Properties</b> Filter, Group, Sort</p> <p><b>Description</b> The ID of the user who created the survey.</p>
SurveyType	<p><b>Type</b> string</p> <p><b>Properties</b> Filter, Group, Nillable, Sort</p> <p><b>Description</b> Type of the survey.</p>
TotalVersionsCount	<p><b>Type</b> int</p> <p><b>Properties</b> Filter, Group, Nillable, Sort</p> <p><b>Description</b> The number of versions of the survey.</p>

## Associated Objects

This object has the following associated objects. Unless noted, they are available in the same API version as this object.

### [SurveyFeed \(API version 42.0\)](#)

Feed tracking is available for the object.

### [SurveyOwnerSharingRule](#)

Sharing rules are available for the object.

### [SurveyShare](#)

Sharing is available for the object.

# SurveyEmailBranding

---

Represents the configuration settings for invitation emails sent to survey participants for a particular survey.

## Supported Calls

`create()`, `delete()`, `describeLayout()`, `describeSObjects()`, `query()`, `retrieve()`, `update()`, `upsert()`

## Fields

Field Name	Details
Body	<p><b>Type</b> textarea</p> <p><b>Properties</b> Create, Update</p> <p><b>Description</b> The body text of the invitation email.</p>
DeveloperName	<p><b>Type</b> string</p> <p><b>Properties</b> Create, Filter, Group, Sort, Update</p> <p><b>Description</b> The unique API name of the email branding configuration.</p>
FooterImageId	<p><b>Type</b> reference</p> <p><b>Properties</b> Create, Filter, Group, Nillable, Sort, Update</p> <p><b>Description</b> The ID of the content asset that appears in the footer of the invitation email.</p>
FromEmailAddress	<p><b>Type</b> email</p> <p><b>Properties</b> Create, Filter, Group, Nillable, Sort, Update</p> <p><b>Description</b> The email address that appears in the "From" field when the invitation is sent to participants.</p>
HeaderImageId	<p><b>Type</b> reference</p>



Field Name	Details
	<p><b>Properties</b> Create, Filter, Group, Nillable, Sort, Update</p> <p><b>Description</b> The ID of the content asset that appears in the header of the invitation email.</p>
Language	<p><b>Type</b> picklist</p> <p><b>Properties</b> Create, Defaulted on create, Filter, Group, Nillable, Restricted picklist, Sort, Update</p> <p><b>Description</b> The language of the emails. Available languages include:</p> <ul style="list-style-type: none"> <li>• Chinese (Simplified)</li> <li>• Chinese (Traditional)</li> <li>• Danish</li> <li>• Dutch</li> <li>• English</li> <li>• Finnish</li> <li>• French</li> <li>• German</li> <li>• Italian</li> <li>• Japanese</li> <li>• Korean</li> <li>• Norwegian</li> <li>• Portuguese (Brazilian)</li> <li>• Russian</li> <li>• Spanish</li> <li>• Spanish (Mexican)</li> <li>• Swedish</li> <li>• Thai</li> </ul>
MasterLabel	<p><b>Type</b> string</p> <p><b>Properties</b> Create, Filter, Group, Sort, Update</p> <p><b>Description</b> The label for these email configuration settings.</p>
Subject	<p><b>Type</b> string</p>

Field Name	Details
	<p><b>Properties</b> Create, Filter, Group, Sort, Update</p> <p><b>Description</b> The subject of the invitation email.</p>

## SurveyEngagementContext

Represents the context based on which a survey invitation was sent or a survey response was received. This object is available in API version 49.0 and later.

### Supported Calls

`create()`, `delete()`, `describeSObjects()`, `getDeleted()`, `getUpdated()`, `query()`, `retrieve()`, `undelete()`, `update()`, `upsert()`

### Fields

Field	Details
ContextType	<p><b>Type</b> string</p> <p><b>Properties</b> Create, Filter, Group, Nillable, Sort, Update</p> <p><b>Description</b> Context type based on which the survey invitation was sent or the response was received.</p>
ContextValue	<p><b>Type</b> string</p> <p><b>Properties</b> Create, Filter, Group, Nillable, Sort, Update</p> <p><b>Description</b> Context based on which the survey invitation was sent or the response was received.</p>
Name	<p><b>Type</b> string</p> <p><b>Properties</b> Create, Filter, Group, idLookup, Sort, Update</p> <p><b>Description</b> Name of the record.</p>

Field	Details
OwnerId	<p><b>Type</b> reference</p> <p><b>Properties</b> Create, Defaulted on create, Filter, Group, Sort, Update</p> <p><b>Description</b> ID of the record's owner.</p>
SurveyInvitationId	<p><b>Type</b> reference</p> <p><b>Properties</b> Create, Filter, Group, Nillable, Sort</p> <p><b>Description</b> ID of the survey invitation.</p>
SurveyResponseId	<p><b>Type</b> reference</p> <p><b>Properties</b> Create, Filter, Group, Nillable, Sort</p> <p><b>Description</b> ID of the survey response.</p>

## Associated Objects

This object has the following associated objects. Unless noted, they are available in the same API version as this object.

### [SurveyEngagementContextShare](#)

Sharing is available for the object.

## SurveyInvitation

---

Represents the invitation sent to a participant to complete the survey.

## Supported Calls

`create()`, `delete()`, `describeLayout()`, `describeSObjects()`, `getDeleted()`, `getUpdated()`, `query()`, `retrieve()`, `undelete()`, `update()`, `upsert()`

## Fields

Field Name	Details
CommunityId	<p><b>Type</b> reference</p> <p><b>Properties</b> Create, Filter, Group, Nillable, Sort</p> <p><b>Description</b> The ID of the community that you want to send the survey to.</p>
ContactId	<p><b>Type</b> reference</p> <p><b>Properties</b> Filter, Group, Nillable, Sort</p> <p><b>Description</b> ID of the contact who received the invitation. This field is available in API v49.0 and later.</p>
EmailBrandingId	<p><b>Type</b> reference</p> <p><b>Properties</b> Create, Filter, Group, Nillable, Sort</p> <p><b>Description</b> The ID of the survey email branding object that's associated with this invitation.</p>
InvitationLink	<p><b>Type</b> url</p> <p><b>Properties</b> Filter, Group, Nillable, Sort</p> <p><b>Description</b> The URL to the survey that is sent to participants.</p>
InviteExpiryDateTime	<p><b>Type</b> dateTime</p> <p><b>Properties</b> Create, Filter, Nillable, Sort, Update</p> <p><b>Description</b> The date and time that the survey invitation expires.</p>
IsDefault	<p><b>Type</b> boolean</p> <p><b>Properties</b> Create, Defaulted on create, Filter</p>

Field Name	Details
	<p>, Group, Sort, Update</p> <p><b>Description</b> Determines whether this is the default survey invitation to use when the survey is sent to participants.</p>
LastReferencedDate	<p><b>Type</b> dateTime</p> <p><b>Properties</b> Filter, Nillable, Sort</p> <p><b>Description</b> The timestamp for when the current user last viewed a record related to this survey invitation.</p>
LastViewedDate	<p><b>Type</b> dateTime</p> <p><b>Properties</b> Filter, Nillable, Sort</p> <p><b>Description</b> The timestamp for when the current user last viewed this survey invitation.</p>
LeadId	<p><b>Type</b> reference</p> <p><b>Properties</b> Filter, Group, Nillable, Sort</p> <p><b>Description</b> ID of the lead who received the invitation. This field is available in API v49.0 and later.</p>
Name	<p><b>Type</b> string</p> <p><b>Properties</b> Create, Filter, Group, idLookup Sort, Update</p> <p><b>Description</b> The name of the survey invitation that appears in the UI.</p>
OptionsAllowGuestUserResponse	<p><b>Type</b> boolean</p> <p><b>Properties</b> Create, Filter, Update</p> <p><b>Description</b> Determines whether participants who don't have a Salesforce account can complete the survey.</p>

Field Name	Details
OptionsAllowParticipantAccessTheirResponse	<p><b>Type</b> boolean</p> <p><b>Properties</b> Create, Filter, Update</p> <p><b>Description</b> Determines whether participants can access a copy of their responses after they complete the survey.</p>
OptionsCollectAnonymousResponse	<p><b>Type</b> boolean</p> <p><b>Properties</b> Create, Filter, Update</p> <p><b>Description</b> Determines whether participants can complete the survey anonymously.</p>
OwnerId	<p><b>Type</b> reference</p> <p><b>Properties</b> Create, Defaulted on create, Filter, Group, Sort, Update</p> <p><b>Description</b> ID of the user who created the survey invitation.</p>
ParticipantId	<p><b>Type</b> reference</p> <p><b>Properties</b> Create, Filter, Group, Nillable, Sort</p> <p><b>Description</b> ID of the participant if the participant is a Salesforce contact, user, or lead.</p>
ResponseStatus	<p><b>Type</b> picklist</p> <p><b>Properties</b> Filter, Group, Restricted picklist, Sort</p> <p><b>Description</b> The status of a participant's response to the survey that's associated with the survey invitation. Possible values include:</p> <ul style="list-style-type: none"> <li>• NotStarted — For an invitation with a ParticipantID, it means that the recipient hasn't opened the survey. For an invitation without the ParticipantID, it means that none of the recipients have opened the survey.</li> <li>• Started — For an invitation with a ParticipantID, it means that the recipient opened the survey. For an invitation without the</li> </ul>

Field Name	Details
	<p><code>ParticipantID</code>, it means that the survey has been opened by at least one recipient.</p> <ul style="list-style-type: none"> <li>Paused — For an invitation with a <code>ParticipantID</code>, it means that the recipient has paused the survey. For an invitation without the <code>ParticipantID</code>, it means that the survey has been paused by any one of the recipients. Paused isn't available for invitations in which either <code>OptionsAllowParticipantAccessTheirResponse</code> or <code>OptionsCollectAnonymousResponse</code> is true.</li> <li>Completed — For an invitation with a <code>ParticipantID</code>, it means that the recipient has submitted the survey. For an invitation without the <code>ParticipantID</code>, it means that the invitation has been submitted by at least one recipient.</li> </ul>
SurveyId	<p><b>Type</b> reference</p> <p><b>Properties</b> Create, Filter, Group, Sort</p> <p><b>Description</b> ID of the survey that's sent in the invitation.</p>
UUId	<p><b>Type</b> string</p> <p><b>Properties</b> Filter, Group, Nillable, Sort</p> <p><b>Description</b> A unique user ID that's added to a survey invitation generated for a contact, lead, or user.</p>
UserId	<p><b>Type</b> reference</p> <p><b>Properties</b> Filter, Group, Nillable, Sort</p> <p><b>Description</b> ID of the user who received the invitation. This field is available in API v49.0 and later.</p>

## Associated Objects

This object has the following associated objects. Unless noted, they are available in the same API version as this object.

### [SurveyInvitationOwnerSharingRule](#)

Sharing rules are available for the object.

**SurveyInvitationShare**

Sharing is available for the object.

## SurveyPage

---

Represents a page, such as the title page or a question page, in a survey.

### Supported Calls

`getDeleted()`, `getUpdated()`, `query()`, `retrieve()`

### Fields

Field	Details
DeveloperName	<p><b>Type</b> string</p> <p><b>Properties</b> Filter, Group, Sort</p> <p><b>Description</b> The unique API name of this SurveyPage object.</p>
Name	<p><b>Type</b> string</p> <p><b>Properties</b> Filter, Group, idLookup, Sort</p> <p><b>Description</b> The name of the survey page that appears in the UI.</p>
SurveyVersionId	<p><b>Type</b> reference</p> <p><b>Properties</b> Filter, Group, Sort</p> <p><b>Description</b> The version of the survey that the page belongs to.</p>

## SurveyQuestion

---

Represents a question in a survey.



## Supported Calls

`describeLayout()` `describeSObjects()` `getDeleted()`, `getUpdated()`, `query()`, `retrieve()`

## Fields

Field	Details
DeveloperName	<p><b>Type</b> string</p> <p><b>Properties</b> Filter, Group, Sort</p> <p><b>Description</b> The API name of the SurveyQuestion. The API name must be unique within a particular version of the survey.</p>
IsDeprecated	<p><b>Type</b> boolean</p> <p><b>Properties</b> Defaulted on create, Filter, Group, Sort</p> <p><b>Description</b> Indicates whether the question was deleted from the survey.</p>
Name	<p><b>Type</b> string</p> <p><b>Properties</b> Filter, Group, idLookup, Sort</p> <p><b>Description</b> Up to the first 250 characters of the label for the question.</p>
QuestionName	<p><b>Type</b> textarea</p> <p><b>Properties</b> Nillable</p> <p><b>Description</b> The label for the question.</p>
QuestionType	<p><b>Type</b> picklist</p> <p><b>Properties</b> Filter, Group, Restricted picklist, Sort</p> <p><b>Description</b> The type of question. Possible values include:</p>

Field	Details
	<ul style="list-style-type: none"> <li>• Boolean—This value is available in API v49.0 and later.</li> <li>• CSAT</li> <li>• Currency</li> <li>• Date</li> <li>• DateTime</li> <li>• Image</li> <li>• FreeText</li> <li>• MultipleChoice</li> <li>• MultiSelectPicklist</li> <li>• NPS</li> <li>• Number</li> <li>• Picklist</li> <li>• RadioButton</li> <li>• StackRank</li> <li>• Rating</li> <li>• ShortText—This value is available in API v49.0 and later.</li> <li>• Slider</li> <li>• Toggle</li> </ul>
SurveyPageId	<p><b>Type</b> reference</p> <p><b>Properties</b> Filter, Group, Sort</p> <p><b>Description</b> Lookup to the SurveyPage that contains the question.</p>
SurveyVersionId	<p><b>Type</b> reference</p> <p><b>Properties</b> Filter, Group, Sort</p> <p><b>Description</b> The ID of the SurveyVersion that the question belongs to.</p>

## SurveyQuestionChoice

---

Represents an answer choice that a participant can select for a survey question.

## Supported Calls

`describeLayout()`, `getDeleted()`, `getUpdated()`, `query()`, `retrieve()`

## Fields

Field	Details
DeveloperName	<p><b>Type</b> string</p> <p><b>Properties</b> Filter, Group, Sort</p> <p><b>Description</b> The unique API name of the SurveyQuestionChoice object.</p>
IsDeprecated	<p><b>Type</b> boolean</p> <p><b>Properties</b> Defaulted on create, Filter , Group, Sort</p> <p><b>Description</b> Indicates whether a question choice was deleted from the survey.</p>
Name	<p><b>Type</b> string</p> <p><b>Properties</b> Filter, Group, idLookup, Sort</p> <p><b>Description</b> A label for the question choice that appears in the UI.</p>
QuestionId	<p><b>Type</b> reference</p> <p><b>Properties</b> Filter, Group, Sort</p> <p><b>Description</b> The ID of the SurveyQuestion object that this choice belongs to.</p>
SurveyVersionId	<p><b>Type</b> reference</p> <p><b>Properties</b> Filter, Group, Nillable, Sort</p> <p><b>Description</b> The version of the survey that this question choice belongs to.</p>

# SurveyQuestionResponse

---

Represents a participant's answer to a specific question.

## Supported Calls

`describeLayout()`, `describeSObjects()`, `getDeleted()`, `getUpdated()`, `query()`, `retrieve()`

## Fields

Field	Details
ChoiceValue	<p><b>Type</b> textarea</p> <p><b>Properties</b> Filter, Nillable, Sort</p> <p><b>Description</b> Response provided by a participant for the following question types:</p> <ul style="list-style-type: none"> <li>• Multiple choice</li> <li>• Picklist</li> <li>• Radio</li> <li>• Ranking</li> </ul>
Datatype	<p><b>Type</b></p> <p><b>Properties</b> Filter, Group, Nillable, Restricted picklist, Sort</p> <p><b>Description</b> The data type of the question response. Possible values are:</p> <ul style="list-style-type: none"> <li>• Boolean This value is available in API v49.0 and later.</li> <li>• Date</li> <li>• Double</li> <li>• Int</li> <li>• Number</li> <li>• String</li> </ul>
DateTimeValue	<p><b>Type</b> dateTime</p> <p><b>Properties</b> Filter, Nillable, Sort</p> <p><b>Description</b> Response provided by a participant for a question of the type date time.</p>

Field	Details
DateValue	<p><b>Type</b> date</p> <p><b>Properties</b> Filter, Group, Nillable, Sort</p> <p><b>Description</b> Response provided by a participant for a question of the type date.</p>
InvitationId	<p><b>Type</b> reference</p> <p><b>Properties</b> Filter, Group, Nillable, Sort</p> <p><b>Description</b> The ID of the SurveyInvitation that was sent to the survey participant.</p>
IsTrueOrFalse	<p><b>Type</b> boolean</p> <p><b>Properties</b> Defaulted on create, Filter, Group, Sort</p> <p><b>Description</b> Response provided by a participant for a question type which has only two possible values: True and False.</p>
NumberValue	<p><b>Type</b> int</p> <p><b>Properties</b> Filter, Group, Nillable, Sort</p> <p><b>Description</b> Response provided by a participant for the following question types:</p> <ul style="list-style-type: none"><li>• Net Promoter Score (NPS)</li><li>• Rating</li><li>• Score</li><li>• Slider</li></ul>
QuestionChoiceId	<p><b>Type</b> reference</p> <p><b>Properties</b> Filter, Group, Nillable, Sort</p> <p><b>Description</b> The ID of SurveyQuestionChoice that a participant chose in response to a question.</p>

Field	Details
QuestionId	<p><b>Type</b> reference</p> <p><b>Properties</b> Filter, Group, Nillable, Sort</p> <p><b>Description</b> The ID of the SurveyQuestion that a participant provided an answer for.</p>
Rank	<p><b>Type</b> int</p> <p><b>Properties</b> Filter, Group, Nillable, Sort</p> <p><b>Description</b> Rank provided by a participant for an answer choice for the ranking question type.</p>
ResponseId	<p><b>Type</b> reference</p> <p><b>Properties</b> Filter, Group, Sort</p> <p><b>Description</b> The ID of the SurveyResponse that is the parent of this SurveyQuestionResponse.</p>
ResponseShortText	<p><b>Type</b> string</p> <p><b>Properties</b> Filter, Group, idLookup, Sort</p> <p><b>Description</b> Up to the first 250 characters of the response provided by a participant for a text type question.</p>
ResponseValue	<p><b>Type</b> textarea</p> <p><b>Properties</b> Nillable</p> <p><b>Description</b> Response provided by a participant for a question.</p>
SurveyVersionId	<p><b>Type</b> reference</p> <p><b>Properties</b> Filter, Group, Sort</p> <p><b>Description</b> The ID of the SurveyVersion that the response belongs to.</p>

# SurveyQuestionScore



---

Represents the aggregate of responses for the following question types: date, multiple choice, picklist, radio, ranking, rating, scoring, slider, and [Net Promoter Score® \(NPS®\)](#).

## Supported Calls




`describeSObjects()`, `getDeleted()`, `getUpdated()`, `query()`, `retrieve()`

## Fields

Field	Details
CumulativeScore	<p><b>Type</b> double</p> <p><b>Properties</b> Filter, Nillable, Sort</p> <p><b>Description</b> Sum of the responses provided by all the participants for a question of the following types: rating, scoring, and slider. For a question of the type ranking, sum of the weights provided by all the participants for each item.</p> <p> <b>Note:</b> This field is only applicable for the overall score type.</p>
DateResponse	<p><b>Type</b> date</p> <p><b>Properties</b> Filter, Group, Nillable, Sort</p> <p><b>Description</b> The date selected by one or more participants for a question of the type date.</p> <p> <b>Note:</b> This field is only applicable for the individual score type.</p>
Name	<p><b>Type</b> string</p> <p><b>Properties</b> Filter, Group, idLookup, Sort</p> <p><b>Description</b> For an overall score type record:</p> <ul style="list-style-type: none"> <li>Name of a question.</li> <li>Name of an item in a question of the type ranking.</li> </ul> <p>For an individual score type record:</p> <ul style="list-style-type: none"> <li>Name of an item in a question of the type ranking.</li> </ul>

Field	Details
	<ul style="list-style-type: none"> <li>Name of a question of the type date.</li> <li>Response provided by one or more participants for questions of the following types: picklist, multiple choice, rating, ranking, score, slider, NPS.</li> </ul>
QuestionChoiceId	<p><b>Type</b> reference</p> <p><b>Properties</b> Filter, Group, Nillable, Sort</p> <p><b>Description</b> Unique identifier of the answer choice selected by one or more participants. For an individual score type record, this field is applicable for questions of the following types: picklist, radio, multi choice, ranking and rating. For an overall score type record, this field is applicable for questions of the type ranking.</p>
QuestionDeveloperName	<p><b>Type</b> string</p> <p><b>Properties</b> Filter, Group, Nillable, Sort</p> <p><b>Description</b> The API name of the question for which response is recorded. The API name must be unique within a particular version of the survey.</p>
QuestionId	<p><b>Type</b> reference</p> <p><b>Properties</b> Filter, Group, Nillable, Sort</p> <p><b>Description</b> Unique identifier of the question for which response is recorded.</p>
QuestionName	<p><b>Type</b> textarea</p> <p><b>Properties</b> Nillable</p> <p><b>Description</b> Name of the question for which response is recorded.</p>
QuestionSkippedCount	<p><b>Type</b> int</p> <p><b>Properties</b> Filter, Group, Nillable, Sort</p> <p><b>Description</b> Number of participants who didn't respond to the question.</p>



Field	Details
	<p> <b>Note:</b> This field is only applicable for the overall score type.</p>
ResponseCount	<p><b>Type</b> int</p> <p><b>Properties</b> Filter, Group, Nillable, Sort</p> <p><b>Description</b> For an overall score type record, number of participants who responded to the question. For an individual score type record, number of participants who selected a particular answer choice.</p>
ResponseValue	<p><b>Type</b> double</p> <p><b>Properties</b> Filter, Nillable, Sort</p> <p><b>Description</b> Answer choice selected by one or more participants for a question of the following types: rating, slider, score, NPS. Rank provided by the participant for an item in a question of the type ranking.</p> <p> <b>Note:</b> This field is only applicable for the individual score type.</p>
Score	<p><b>Type</b> double</p> <p><b>Properties</b> Filter, Nillable, Sort</p> <p><b>Description</b> For an individual score type record, percentage of participants who selected a particular answer choice.</p> <p> <b>Note:</b> For questions of the type ranking, the percentage of participants who have provided the same rank to an item.</p> <p>For overall score type record:</p> <ul style="list-style-type: none"> <li>• Average score of questions of the following question types: rating, scoring, and slider.</li> <li>• Score of an NPS type question.</li> <li>• Average weight provided by all participants for each item in question of the type ranking.</li> <li>• Number of participants who responded to the question for the following question types: date, radio, multi choice, and picklist.</li> </ul>
ScoreType	<p><b>Type</b> picklist</p>

Field	Details
	<p><b>Properties</b> Filter, Group, Nillable, Restricted picklist, Sort</p> <p><b>Description</b> Type of the score calculated for a record. Possible values are:</p> <ul style="list-style-type: none"> <li>• Individual</li> <li>• Overall</li> </ul>
SurveyId	<p><b>Type</b> reference</p> <p><b>Properties</b> Filter, Group, Sort</p> <p><b>Description</b> Unique identifier of the survey that contains the question for which scores are calculated.</p>
SurveyInvitationId	<p><b>Type</b> reference</p> <p><b>Properties</b> Filter, Group, Nillable, Sort</p> <p><b>Description</b> Unique identifier of the survey invitation for which scores are calculated.</p>
SurveyVersionId	<p><b>Type</b> reference</p> <p><b>Properties</b> Filter, Group, Sort</p> <p><b>Description</b> Unique identifier of the survey version for which scores are calculated.</p>

## SurveyResponse

---

Represents information about a participant's response to a survey, such as the status of the response, the participant's location, and when the survey was completed.

### Supported Calls

`describeLayout()`, `describeSObjects()`, `getDeleted()`, `getUpdated()`, `query()`, `retrieve()`, `undelete()`

## Fields

Field Name	Details
CompletionDateTime	<p><b>Type</b> dateTime</p> <p><b>Properties</b> Filter, Nillable, Sort</p> <p><b>Description</b> The date and time that the participant completed the survey.</p>
DataMapperExecutionStatus	<p><b>Type</b> picklist</p> <p><b>Properties</b> Filter, Group, Nillable, Restricted picklist, Sort</p> <p><b>Description</b> Status of all the survey data maps after a response is received. This field is available in API v49.0 and later where Survey Advanced Features permission is enabled.</p> <p>Possible values are:</p> <ul style="list-style-type: none"><li>• Pending</li><li>• InProgress</li><li>• Success</li><li>• Error</li></ul>
InterviewGuid	<p><b>Type</b> string</p> <p><b>Properties</b> Filter, Group, idLookup, Nillable</p> <p><b>Description</b> An automatically-generated, unique ID for a saved survey response.</p>
InterviewId	<p><b>Type</b> reference</p> <p><b>Properties</b> Filter, Group, Nillable, Sort</p> <p><b>Description</b> The ID of the FlowInterview object that's associated with this response.</p>
InvitationId	<p><b>Type</b> reference</p> <p><b>Properties</b> Filter, Group, Sort</p>

Field Name	Details
IpAddress	<p><b>Description</b> The ID of the SurveyInvitation object that's associated with this response.</p> <hr/> <p><b>Type</b> string</p> <p><b>Properties</b> Filter, Group, Nillable, Sort</p> <p><b>Description</b> The IP address of the device the participant used to take the survey.</p>
Language	<p><b>Type</b> picklist</p> <p><b>Properties</b> Filter, Group, Nillable, Restricted picklist, Sort</p> <p><b>Description</b> The language that the participant used to complete the survey. Possible values are:</p> <ul style="list-style-type: none"> <li>• af—Afrikaans</li> <li>• ar—Arabic</li> <li>• ar_AE—Arabic (United Arab Emirates)</li> <li>• ar_BH—Arabic (Bahrain)</li> <li>• ar_DZ—Arabic (Algeria)</li> <li>• ar_EG—Arabic (Egypt)</li> <li>• ar_IQ—Arabic (Iraq)</li> <li>• ar_JO—Arabic (Jordan)</li> <li>• ar_KW—Arabic (Kuwait)</li> <li>• ar_LB—Arabic (Lebanon)</li> <li>• ar_LY—Arabic (Libya)</li> <li>• ar_MA—Arabic (Morocco)</li> <li>• ar_OM—Arabic (Oman)</li> <li>• ar_QA—Arabic (Qatar)</li> <li>• ar_SA—Arabic (Saudi Arabia)</li> <li>• ar_SD—Arabic (Sudan)</li> <li>• ar_SY—Arabic (Syria)</li> <li>• ar_TN—Arabic (Tunisia)</li> <li>• ar_YE—Arabic (Yemen)</li> <li>• bg—Bulgarian</li> <li>• bn—Bengali</li> <li>• bs—Bosnian</li> </ul>

**Field Name****Details**

- 
- ca—Catalan
  - cs—Czech
  - cy—Welsh
  - da—Danish
  - de—German
  - de\_AT—German (Austria)
  - de\_BE—German (Belgium)
  - de\_CH—German (Switzerland)
  - de\_LU—German (Luxembourg)
  - el—Greek
  - en\_AU—English (Australian)
  - en\_CA—English (Canadian)
  - en\_GB—English (UK)
  - en\_HK—English (Hong Kong)
  - en\_IE—English (Ireland)
  - en\_IN—English (Indian)
  - en\_MY—English (Malaysian)
  - en\_NZ—English (New Zealand)
  - en\_PH—English (Philippines)
  - en\_SG—English (Singapore)
  - en\_US—English
  - en\_ZA—English (South Africa)
  - es—Spanish
  - es\_AR—Spanish (Argentina)
  - es\_BO—Spanish (Bolivia)
  - es\_CL—Spanish (Chile)
  - es\_CO—Spanish (Colombia)
  - es\_CR—Spanish (Costa Rica)
  - es\_DO—Spanish (Dominican Republic)
  - es\_EC—Spanish (Ecuador)
  - es\_GT—Spanish (Guatemala)
  - es\_HN—Spanish (Honduras)
  - es\_MX—Spanish (Mexico)
  - es\_NI—Spanish (Nicaragua)
  - es\_PA—Spanish (Panama)
  - es\_PE—Spanish (Peru)
  - es\_PR—Spanish (Puerto Rico)
  - es\_PY—Spanish (Paraguay)
-

**Field Name****Details**

- 
- es\_sv—Spanish (El Salvador)
  - es\_us—Spanish (United States)
  - es\_uy—Spanish (Uruguay)
  - es\_ve—Spanish (Venezuela)
  - et—Estonian
  - eu—Basque
  - fa—Farsi
  - fi—Finnish
  - fr—French
  - fr\_be—French (Belgium)
  - fr\_ca—French (Canadian)
  - fr\_ch—French (Switzerland)
  - fr\_lu—French (Luxembourg)
  - ga—Irish
  - gu—Gujarati
  - hi—Hindi
  - hr—Croatian
  - hu—Hungarian
  - hy—Armenian
  - in—Indonesian
  - is—Icelandic
  - it—Italian
  - it\_ch—Italian (Switzerland)
  - iw—Hebrew
  - ja—Japanese
  - ka—Georgian
  - kn—Kannada
  - ko—Korean
  - lb—Luxembourgish
  - lt—Lithuanian
  - lv—Latvian
  - mi—Te reo
  - mk—Macedonian
  - ml—Malayalam
  - mr—Marathi
  - ms—Malay
  - mt—Maltese
  - my—Burmese
-

**Field Name****Details**

- nl\_BE—Dutch (Belgium)
- nl\_NL—Dutch
- no—Norwegian
- pl—Polish
- pt\_BR—Portuguese (Brazil)
- pt\_PT—Portuguese (European)
- rm—Romansh
- ro—Romanian
- ro\_MD—Romanian (Moldova)
- ru—Russian
- sh—Serbian (Latin)
- sh\_ME—Montenegrin
- sk—Slovak
- sl—Slovene
- sq—Albanian
- sr—Serbian (Cyrillic)
- sv—Swedish
- sw—Swahili
- ta—Tamil
- te—Telugu
- th—Thai
- tl—Tagalog
- tr—Turkish
- uk—Ukrainian
- ur—Urdu
- vi—Vietnamese
- xh—Xhosa
- zh\_CN—Chinese (Simplified)
- zh\_HK—Chinese (Hong Kong)
- zh\_SG—Chinese (Singapore)
- zh\_TW—Chinese (Traditional)
- zu—Zulu

LastReferencedDate

**Type**

dateTime

**Properties**

Filter, Nillable, Sort

Field Name	Details
	<p><b>Description</b> The date and time that another Salesforce object last referenced this SurveyResponse object.</p>
LastViewedDate	<p><b>Type</b> dateTime</p> <p><b>Properties</b> Filter, Nillable, Sort</p> <p><b>Description</b> The date and time that someone last viewed this SurveyResponse object.</p>
Latitude	<p><b>Type</b> double</p> <p><b>Properties</b> Filter, Nillable, Sort</p> <p><b>Description</b> The latitude of the participant's location.</p>
Location	<p><b>Type</b> location</p> <p><b>Properties</b> Nillable</p> <p><b>Description</b> The latitude and longitude coordinates of the participant's location.</p>
Longitude	<p><b>Type</b> double</p> <p><b>Properties</b> Filter, Nillable, Sort</p> <p><b>Description</b> The longitude of the participant's location.</p>
Name	<p><b>Type</b> string</p> <p><b>Properties</b> Filter, Group, idLookup, Sort</p> <p><b>Description</b> The name of the participant.</p>
Status	<p><b>Type</b> picklist</p>



Field Name	Details
	<p><b>Properties</b> Filter, Group, Restricted picklist, Sort</p> <p><b>Description</b> The status of the survey. Possible values include:</p> <ul style="list-style-type: none"> <li>• NotStarted — The participant hasn't opened the survey.</li> <li>• Started — The participant has opened the survey.</li> <li>• Paused — The participant has paused the survey. Paused isn't available for invitations in which either <code>OptionsAllowParticipantAccessTheirResponse</code> or <code>OptionsCollectAnonymousResponse</code> is true.</li> <li>• Completed — The participant has completed the survey.</li> </ul>
SubmitterId	<p><b>Type</b> reference</p> <p><b>Properties</b> Filter, Group, Nillable, Sort</p> <p><b>Description</b> The ID of the Salesforce user or contact who completed the survey.</p>
SurveyId	<p><b>Type</b> reference</p> <p><b>Properties</b> Filter, Group, Sort</p> <p><b>Description</b> The ID of the survey that the participant completed.</p>
SurveyVersionId	<p><b>Type</b> reference</p> <p><b>Properties</b> Filter, Group, Sort</p> <p><b>Description</b> The ID of the version of the survey that the participant completed.</p>

## SurveySubject

---

Represents a relationship between a survey and another object, such as an account or a case.

## Supported Calls

`create()`, `delete()`, `describeLayout()`, `describeSObjects()`, `getDeleted()`, `getUpdated()`, `query()`, `retrieve()`, `undelete()`, `update()`, `upsert()`

## Fields

Field Name	Details
LastReferencedDate	<p><b>Type</b> datetime</p> <p><b>Properties</b> Filter, Nillable, Sort</p> <p><b>Description</b> The timestamp for when the SurveySubject record was last referenced by another object.</p>
LastViewedDate	<p><b>Type</b> dateTime</p> <p><b>Properties</b> Filter, Nillable, Sort</p> <p><b>Description</b> The timestamp for when the current user last viewed the SurveySubject record.</p>
Name	<p><b>Type</b> string</p> <p><b>Properties</b> Create, Filter, Group, idLookup, Sort, Update</p> <p><b>Description</b> The name of the SurveySubject record.</p>
ParentId	<p><b>Type</b> reference</p> <p><b>Properties</b> Create, Filter, Group, Sort</p> <p><b>Description</b> Unique identifier of the SurveyInvitation object or SurveyResponse object that is associated with this survey-object relationship.</p>
SubjectEntityType	<p><b>Type</b> picklist</p> <p><b>Properties</b> Filter, Group, Nillable, Restricted picklist, Sort</p>

**Field Name****Details****Description**

Object that the survey is associated with. Possible values include:

- *Account*
- *BusinessMilestone*
- *CareProgram*
- *Case*
- *Claim*
- *ClaimParticipant*
- *Contact*
- *Event*
- *InsurancePolicy*
- *InsurancePolicyParticipant*
- *Lead*
- *LiveChatTranscript* This value is available in API v49.0 and later.
- *Opportunity*
- *Order*
- *PersonalLifeEvent*
- *Producer*
- *Product2*
- *RetailStore*
- *ServiceAppointment*
- *Solution*
- *Task*
- *User*
- *Visit*
- *WorkOrder*
- Custom Objects

SubjectId

**Type**

reference

**Properties**

Create, Filter, Group, Sort, Update

**Description**

The ID of the object that's associated with the survey.

SurveyId

**Type**

reference

**Properties**

Filter, Group, Sort

Field Name	Details
	<p><b>Description</b> Unique identifier of the survey that is associated with the record that's represented by <code>SubjectId</code>.</p>
<code>SurveyInvitationId</code>	<p><b>Type</b> reference</p> <p><b>Properties</b> Filter, Group, Nillable, Sort</p> <p><b>Description</b> Unique identifier of the survey invitation that's associated with another object.</p>
<code>SurveyResponseId</code>	<p><b>Type</b> reference</p> <p><b>Properties</b> Filter, Group, Nillable, Sort</p> <p><b>Description</b> Unique identifier of the survey response that's associated with another object.</p>

## SurveyVersion

---

Represents a version of a survey.

## Supported Calls

`describeLayout()`, `describeSObjects()`, `getDeleted()`, `getUpdated()`, `query()`, `retrieve()`, `search()`

## Fields

Field Name	Details
<code>Description</code>	<p><b>Type</b> textarea</p> <p><b>Properties</b> Nillable</p> <p><b>Description</b> The description of this survey version.</p>
<code>LastReferencedDate</code>	<p><b>Type</b> dateTime</p>

Field Name	Details
	<p><b>Properties</b> Filter, Nillable, Sort</p> <p><b>Description</b> The date and time that the current user last viewed a record related to this survey.</p>
LastViewedDate	<p><b>Type</b> dateTime</p> <p><b>Properties</b> Filter, Nillable, Sort</p> <p><b>Description</b> The timestamp for when the current user last viewed this survey.</p>
Name	<p><b>Type</b> string</p> <p><b>Properties</b> Filter, Group, Sort</p> <p><b>Description</b> The name of the survey that appears in the UI.</p>
SurveyId	<p><b>Type</b> reference</p> <p><b>Properties</b> Filter, Group, Sort</p> <p><b>Description</b> The ID of the Survey object associated with this survey version.</p>
SurveyStatus	<p><b>Type</b> picklist</p> <p><b>Properties</b> Filter, Group, Nillable, Restricted picklist, Sort</p> <p><b>Description</b> The status of the survey. Possible values include:</p> <ul style="list-style-type: none"><li>• Active</li><li>• Draft</li><li>• Obsolete</li><li>• InvalidDraft</li></ul>
VersionNumber	<p><b>Type</b> int</p> <p><b>Properties</b> Filter, Group, Sort</p>

**Field Name****Details****Description**

The version number of the survey.

## SurveyVersionAddlInfo

---

Represents additional information about the a survey version. This information defines the default settings of a survey version. This object is available in API version 49.0 and later.

### Supported Calls

`describeSObjects()`, `getDeleted()`, `getUpdated()`, `query()`, `retrieve()`

### Fields

**Field****Details**

EmailTemplateId

**Type**

reference

**Properties**

Filter, Group, Nillable, Sort

**Description**

ID of the email template that's used to send automated survey invitation.

InvitationSharingRole

**Type**

picklist

**Properties**

Filter, Group, Nillable, Restricted picklist, Sort

**Description**

Indicates the users with whom edit access to a survey invitation must be shared.

Possible values are:

- `InvitationRecordCreator`— Owner of the record that's associated with survey invitation
- `SurveyOwner`

Language

**Type**

picklist

**Properties**

Filter, Group, Nillable, Restricted picklist, Sort

**Description**

Language in which the survey was created.

**Field****Details**

---

Possible values are:

- af—Afrikaans
  - ar—Arabic
  - ar\_AE—Arabic (United Arab Emirates)
  - ar\_BH—Arabic (Bahrain)
  - ar\_DZ—Arabic (Algeria)
  - ar\_EG—Arabic (Egypt)
  - ar\_IQ—Arabic (Iraq)
  - ar\_JO—Arabic (Jordan)
  - ar\_KW—Arabic (Kuwait)
  - ar\_LB—Arabic (Lebanon)
  - ar\_LY—Arabic (Libya)
  - ar\_MA—Arabic (Morocco)
  - ar\_OM—Arabic (Oman)
  - ar\_QA—Arabic (Qatar)
  - ar\_SA—Arabic (Saudi Arabia)
  - ar\_SD—Arabic (Sudan)
  - ar\_SY—Arabic (Syria)
  - ar\_TN—Arabic (Tunisia)
  - ar\_YE—Arabic (Yemen)
  - bg—Bulgarian
  - bn—Bengali
  - bs—Bosnian
  - ca—Catalan
  - cs—Czech
  - cy—Welsh
  - da—Danish
  - de—German
  - de\_AT—German (Austria)
  - de\_BE—German (Belgium)
  - de\_CH—German (Switzerland)
  - de\_LU—German (Luxembourg)
  - el—Greek
  - en\_AU—English (Australian)
  - en\_CA—English (Canadian)
  - en\_GB—English (UK)
  - en\_HK—English (Hong Kong)
  - en\_IE—English (Ireland)
-

**Field****Details**

- 
- en\_IN—English (Indian)
  - en\_MY—English (Malaysian)
  - en\_NZ—English (New Zealand)
  - en\_PH—English (Philippines)
  - en\_SG—English (Singapore)
  - en\_US—English
  - en\_ZA—English (South Africa)
  - es—Spanish
  - es\_AR—Spanish (Argentina)
  - es\_BO—Spanish (Bolivia)
  - es\_CL—Spanish (Chile)
  - es\_CO—Spanish (Colombia)
  - es\_CR—Spanish (Costa Rica)
  - es\_DO—Spanish (Dominican Republic)
  - es\_EC—Spanish (Ecuador)
  - es\_GT—Spanish (Guatemala)
  - es\_HN—Spanish (Honduras)
  - es\_MX—Spanish (Mexico)
  - es\_NI—Spanish (Nicaragua)
  - es\_PA—Spanish (Panama)
  - es\_PE—Spanish (Peru)
  - es\_PR—Spanish (Puerto Rico)
  - es\_PY—Spanish (Paraguay)
  - es\_SV—Spanish (El Salvador)
  - es\_US—Spanish (United States)
  - es\_UY—Spanish (Uruguay)
  - es\_VE—Spanish (Venezuela)
  - et—Estonian
  - eu—Basque
  - fa—Farsi
  - fi—Finnish
  - fr—French
  - fr\_BE—French (Belgium)
  - fr\_CA—French (Canadian)
  - fr\_CH—French (Switzerland)
  - fr\_LU—French (Luxembourg)
  - ga—Irish
  - gu—Gujarati
-



Field	Details
	<ul style="list-style-type: none"><li>• <code>hi</code>—Hindi</li><li>• <code>hr</code>—Croatian</li><li>• <code>hu</code>—Hungarian</li><li>• <code>hy</code>—Armenian</li><li>• <code>in</code>—Indonesian</li><li>• <code>is</code>—Icelandic</li><li>• <code>it</code>—Italian</li><li>• <code>it_CH</code>—Italian (Switzerland)</li><li>• <code>iw</code>—Hebrew</li><li>• <code>ja</code>—Japanese</li><li>• <code>ka</code>—Georgian</li><li>• <code>kn</code>—Kannada</li><li>• <code>ko</code>—Korean</li><li>• <code>lb</code>—Luxembourgish</li><li>• <code>lt</code>—Lithuanian</li><li>• <code>lv</code>—Latvian</li><li>• <code>mi</code>—Te reo</li><li>• <code>mk</code>—Macedonian</li><li>• <code>ml</code>—Malayalam</li><li>• <code>mr</code>—Marathi</li><li>• <code>ms</code>—Malay</li><li>• <code>mt</code>—Maltese</li><li>• <code>my</code>—Burmese</li><li>• <code>nl_BE</code>—Dutch (Belgium)</li><li>• <code>nl_NL</code>—Dutch</li><li>• <code>no</code>—Norwegian</li><li>• <code>pl</code>—Polish</li><li>• <code>pt_BR</code>—Portuguese (Brazil)</li><li>• <code>pt_PT</code>—Portuguese (European)</li><li>• <code>rm</code>—Romansh</li><li>• <code>ro</code>—Romanian</li><li>• <code>ro_MD</code>—Romanian (Moldova)</li><li>• <code>ru</code>—Russian</li><li>• <code>sh</code>—Serbian (Latin)</li><li>• <code>sh_ME</code>—Montenegrin</li><li>• <code>sk</code>—Slovak</li><li>• <code>sl</code>—Slovene</li><li>• <code>sq</code>—Albanian</li></ul>

Field	Details
	<ul style="list-style-type: none"> <li>• sr—Serbian (Cyrillic)</li> <li>• sv—Swedish</li> <li>• sw—Swahili</li> <li>• ta—Tamil</li> <li>• te—Telugu</li> <li>• th—Thai</li> <li>• tl—Tagalog</li> <li>• tr—Turkish</li> <li>• uk—Ukrainian</li> <li>• ur—Urdu</li> <li>• vi—Vietnamese</li> <li>• xh—Xhosa</li> <li>• zh_CN—Chinese (Simplified)</li> <li>• zh_HK—Chinese (Hong Kong)</li> <li>• zh_SG—Chinese (Singapore)</li> <li>• zh_TW—Chinese (Traditional)</li> <li>• zu—Zulu</li> </ul>
Name	<p><b>Type</b> string</p> <p><b>Properties</b> Filter, Group, idLookup, Sort</p> <p><b>Description</b> Name of the record.</p>
SurveyQuestionId	<p><b>Type</b> reference</p> <p><b>Properties</b> Filter, Group, Nillable, Sort</p> <p><b>Description</b> ID of the survey question that embedded in the email template used to send automated survey invitations.</p>
SurveyVersionId	<p><b>Type</b> reference</p> <p><b>Properties</b> Filter, Group, Sort</p> <p><b>Description</b> ID of the survey version. This field is unique within your organization</p>

# TabDefinition

---

Represents a custom tab. Returns only the tabs that the current user has access to. This object is available in API version 43.0 and later.

## Supported Calls

`describeSObjects()`, `query()`, `search()`

## Fields

Field Name	Details
<code>DurableId</code>	<p><b>Type</b> string</p> <p><b>Properties</b> Filter, Group, Nillable, Sort</p> <p><b>Description</b> Unique identifier for the tab. Always retrieve this value before using it, because the value isn't guaranteed to stay the same from one release to the next. Simplify queries by using this field instead of making multiple queries.</p>
<code>IsAvailableInAloha</code>	<p><b>Type</b> boolean</p> <p><b>Properties</b> Defaulted on create, Filter, Group, Sort</p> <p><b>Description</b> Indicates whether the tab is available in Salesforce Classic.</p>
<code>IsAvailableInLightning</code>	<p><b>Type</b> boolean</p> <p><b>Properties</b> Defaulted on create, Filter, Group, Sort</p> <p><b>Description</b> Indicates whether the tab is available in Lightning Experience.</p>
<code>IsCustom</code>	<p><b>Type</b> boolean</p> <p><b>Properties</b> Defaulted on create, Filter, Group, Sort</p> <p><b>Description</b> Indicates whether the tab is a custom tab created by admins in the org.</p>

Field Name	Details
Label	<p><b>Type</b> string</p> <p><b>Properties</b> Filter, Group, Nillable, Sort</p> <p><b>Description</b> The localized label corresponding to the <code>MasterLabel</code> field in the Tooling API object.</p>
Name	<p><b>Type</b> string</p> <p><b>Properties</b> Filter, Group, Nillable, Sort</p> <p><b>Description</b> The developer name of the tab.</p>
SubjectName	<p><b>Type</b> string</p> <p><b>Properties</b> Filter, Group, Nillable, Sort</p> <p><b>Description</b> The name of the sObject corresponding to the tab.</p>
Url	<p><b>Type</b> string</p> <p><b>Properties</b> Filter, Group, Nillable, Sort</p> <p><b>Description</b> The URL that can be used to launch this tab.</p>

## TagDefinition

---

Defines the attributes of child Tag objects.

### Supported Calls

`delete()`, `describeSObjects()`, `query()`, `retrieve()`, `search()`, `undelete()`, `update()`

## Fields

Field	Detail
Name	<p><b>Type</b> string</p> <p><b>Properties</b> Filter, Nillable, Update</p> <p><b>Description</b> Identifies the tag word or phrase.</p>
Type	<p><b>Type</b> picklist</p> <p><b>Properties</b> Filter, Nillable, Restricted picklist</p> <p><b>Description</b> Defines the visibility of a tag. Possible value are:</p> <ul style="list-style-type: none"> <li>• <b>Public:</b> The tag can be viewed and manipulated between all users in an organization.</li> <li>• <b>Personal:</b> The tag can be viewed or manipulated only by a user with a matching <code>OwnerId</code>.</li> </ul>

## Usage

When you create a tag for a record, an association is created with to a corresponding TagDefinition:

- If the value in the tag's `Name` field is new, a new TagDefinition record is automatically created and becomes the parent of the tag.
- If the value in the tag's `Name` field already exists in a TagDefinition, that TagDefinition automatically becomes the parent of the tag.

Each TagDefinition record has a one-to-many relationship with its child tag records.

The following standard objects represent tags for records:

- AccountTag
- AssetTag
- CampaignTag
- CaseTag
- ContactTag
- ContractTag
- DocumentTag
- EventTag
- LeadTag
- NoteTag
- OpportunityTag
- SolutionTag
- TaskTag

Custom objects may also be tagged. Tags for custom objects are identified by a suffix of two underscores immediately followed by the word `tag`. For example, a custom object named `Meeting` has a corresponding tag named `Meeting__tag` in that organization's WSDL. `Meeting__tag` is only valid for `Meeting` objects.

`TagDefinition` is useful for mass operations on any tag record. For instance, if you want to rename existing tags, you can search for the appropriate `TagDefinition` object, update it, and the child tag's `Name` values are also changed. The following Java example replaces all `WC` tags with the phrase `West Coast`:

```
public void tagDefinitionSample() {
    String soqlQuery = "SELECT Id, Name FROM TagDefinition " +
        "WHERE Name = 'WC'";
    QueryResult qResult = null;
    try {
        qResult = connection.query(soqlQuery);
        TagDefinition tagDef = (TagDefinition) qResult.getRecords()[0];
        tagDef.setName("West Coast");
        connection.update(new SObject[]{tagDef});
    } catch (ConnectionException ce) {
        ce.printStackTrace();
    }
}
```

When a tag is deleted, its parent `TagDefinition` will also be deleted if the name is not being used; otherwise, the parent remains. Deleting a `TagDefinition` sends it to the Recycle Bin, along with any associated tag entries.

## Task

Represents a business activity such as making a phone call or other to-do items. In the user interface, `Task` and `Event` records are collectively referred to as activities.




**Note:** Task fields related to calls are exclusive to Salesforce CRM Call Center. Also, `query()`, `delete()`, and `update()` aren't allowed with tasks related to more than one contact in API versions 23.0 and earlier.

## Supported Calls

`create()`, `delete()`, `describeLayout()`, `describeSObjects()`, `getDeleted()`, `getUpdated()`, `query()`, `retrieve()`, `search()`, `undelete()`, `update()`, `upsert()`

## Fields

Field	Field Type
<code>AccountId</code>	<p><b>Type</b> reference</p> <p><b>Properties</b> Group, Sort, Filter, Nillable</p> <p><b>Description</b> Represents the ID of the related Account. The <code>AccountId</code> is determined as follows.</p>

Field	Field Type
	<p>If the value of <code>whatId</code> is any of the following objects, then Salesforce uses that object's <code>AccountId</code>.</p> <ul style="list-style-type: none"> <li>Account</li> <li>Opportunity</li> <li>Contract</li> <li>Custom object that is a child of Account</li> </ul> <p>If the value of the <code>whatId</code> field is any other object, and the value of the <code>whoId</code> field is a Contact object, then Salesforce uses that contact's <code>AccountId</code>. (If your organization uses Shared Activities, then Salesforce uses the <code>AccountId</code> of the primary contact.)</p> <p>Otherwise, Salesforce sets the value of the <code>AccountId</code> field to <code>null</code>.</p> <p>For information on IDs, see <a href="#">ID Field Type</a>.</p>
<code>ActivityDate</code>	<p><b>Type</b> date</p> <p><b>Properties</b> Group, Sort, Create, Filter, Nillable, Update</p> <p><b>Description</b> Represents the due date of the task. This field has a timestamp that is always set to midnight in the Coordinated Universal Time (UTC) time zone. The timestamp is not relevant; do not attempt to alter it to accommodate time zone differences. Label is <b>Due Date</b>.</p> <p> <b>Note:</b> This field can't be set or updated for a recurring task (<code>IsRecurrence</code> is <code>true</code>).</p>
<code>CallDisposition</code>	<p><b>Type</b> string</p> <p><b>Properties</b> Create, Filter, Group, Nillable, Sort, Update</p> <p><b>Description</b> Represents the result of a given call, for example, "we'll call back," or "call unsuccessful." Limit is 255 characters.</p> <p>Not subject to field-level security, available for any user in an organization with Salesforce CRM Call Center.</p>
<code>CallDurationInSeconds</code>	<p><b>Type</b> int</p> <p><b>Properties</b> Create, Filter, Group, Nillable, Sort, Update</p> <p><b>Description</b> Duration of the call in seconds.</p>


Field	Field Type
	Not subject to field-level security, available for any user in an organization with Salesforce CRM Call Center.
CallObject	<p><b>Type</b> string</p> <p><b>Properties</b> Create, Filter, Group, Nillable, Sort, Update</p> <p><b>Description</b> Name of a call center. Limit is 255 characters. Not subject to field-level security, available for any user in an organization with Salesforce CRM Call Center.</p>
CallType	<p><b>Type</b> picklist</p> <p><b>Properties</b> Create, Filter, Group, Nillable, Restricted picklist, Sort, Update</p> <p><b>Description</b> The type of call being answered: Inbound, Internal, or Outbound.</p>
ConnectionReceivedId	<p><b>Type</b> reference</p> <p><b>Properties</b> Filter, Nillable</p> <p><b>Description</b> ID of the PartnerNetworkConnection that shared this record with your organization. This field is available if you enabled Salesforce to Salesforce.</p>
ConnectionSentId	<p><b>Type</b> reference</p> <p><b>Properties</b> Filter, Nillable</p> <p><b>Description</b> ID of the PartnerNetworkConnection that you shared this record with. This field is available if you enabled Salesforce to Salesforce. This field is supported using API versions earlier than 15.0. In all other API versions, this field's value is null. You can use the new PartnerNetworkRecordConnection object to forward records to connections.</p>
Description	<p><b>Type</b> textarea</p> <p><b>Properties</b> Create, Nillable, Update</p>






Field	Field Type
	<p><b>Description</b> Contains a text description of the task.</p>
IsArchived	<p><b>Type</b> boolean</p> <p><b>Properties</b> Defaulted on create, Filter, Group, Sort</p> <p><b>Description</b> Indicates whether the event has been archived.</p>
IsClosed	<p><b>Type</b> boolean</p> <p><b>Properties</b> Defaulted on create, Filter, Group, Sort</p> <p><b>Description</b> Indicates whether the task has been completed (<code>true</code>) or not (<code>false</code>). Is only set indirectly via the <code>Status</code> picklist. Label is <b>Closed</b>.</p>
IsHighPriority	<p><b>Type</b> boolean</p> <p><b>Properties</b> Defaulted on create, Filter, Group, Sort</p> <p><b>Description</b> Indicates a high-priority task. This field is derived from the <code>Priority</code> field.</p>
IsRecurrence	<p><b>Type</b> boolean</p> <p><b>Properties</b> Create, Defaulted on create, Filter, Group, Sort</p> <p><b>Description</b> Indicates whether the task is scheduled to repeat itself (<code>true</code>) or only occurs once (<code>false</code>). This field is read-only on update, but not on create. If this field value is <code>true</code>, then <code>RecurrenceStartDateOnly</code>, <code>RecurrenceEndDateOnly</code>, <code>RecurrenceType</code>, and any recurrence fields associated with the given recurrence type must be populated. See <a href="#">Recurring Tasks</a>.</p>
IsReminderSet	<p><b>Type</b> boolean</p> <p><b>Properties</b> Create, Defaulted on create, Filter, Group, Sort, Update</p> <p><b>Description</b> Indicates whether a popup reminder has been set for the task (<code>true</code>) or not (<code>false</code>).</p>

Field	Field Type
IsVisibleInSelfService	<p><b>Type</b> boolean</p> <p><b>Properties</b> Defaulted on create, Filter, Update</p> <p><b>Description</b> Indicates whether a task associated with an object can be viewed in the Customer Portal (<code>true</code>) or not (<code>false</code>).</p> <p>If your organization has enabled Communities, tasks marked <code>IsVisibleInSelfService</code> are visible to any external user in the community, as long as the user has access to the record the task was created on.</p> <p>This field is available when Customer Portal or partner portal are enabled OR Communities is enabled and you have Customer Portal or partner portal licenses.</p>
OwnerId	<p><b>Type</b> reference</p> <p><b>Properties</b> Create, Defaulted on create, Filter, Group, Sort, Update</p> <p><b>Description</b> ID of the User or Group who owns the record. Label is <b>Assigned To ID</b>. This field accepts Groups of type Queue only.</p> <p>In the user interface, Group IDs correspond with the queue's list view names. To create or update tasks assigned to Group, use v48.0 or later.</p>
Priority	<p><b>Type</b> picklist</p> <p><b>Properties</b> Defaulted on create, Group, Sort, Create, Filter, Update</p> <p><b>Description</b> Required. Indicates the importance or urgency of a task, such as high or low.</p>
RecurrenceActivityId	<p><b>Type</b> reference</p> <p><b>Properties</b> Filter, Group, Nillable, Sort</p> <p><b>Description</b> Read-only. Not required on create. ID of the main record of the recurring task. Subsequent occurrences have the same value in this field.</p>
RecurrenceDayOfMonth	<p><b>Type</b> int</p> <p><b>Properties</b> Create, Filter, Group, Nillable, Sort, Update</p>

Field	Field Type
	<p><b>Description</b> The day of the month in which the task repeats.</p>
RecurrenceDayOfWeekMask	<p><b>Type</b> int</p> <p><b>Properties</b> Create, Filter, Group, Nillable, Sort, Update</p> <p><b>Description</b> The day or days of the week on which the task repeats. This field contains a bitmask. The values are as follows:</p> <ul style="list-style-type: none"> <li>• Sunday = 1</li> <li>• Monday = 2</li> <li>• Tuesday = 4</li> <li>• Wednesday = 8</li> <li>• Thursday = 16</li> <li>• Friday = 32</li> <li>• Saturday = 64</li> </ul> <p>Multiple days are represented as the sum of their numerical values. For example, Tuesday and Thursday = 4 + 16 = 20.</p>
RecurrenceEndDateOnly	<p><b>Type</b> date</p> <p><b>Properties</b> Create, Filter, Group, Nillable, Sort, Update</p> <p><b>Description</b> The last date on which the task repeats. This field has a timestamp that is always set to midnight in the Coordinated Universal Time (UTC) time zone. The timestamp is not relevant; do not attempt to alter it to accommodate time zone differences.</p>
RecurrenceInstance	<p><b>Type</b> picklist</p> <p><b>Properties</b> Create, Filter, Group, Nillable, Restricted picklist, Sort, Update</p> <p><b>Description</b> The frequency of the recurring task. For example, "2nd" or "3rd."</p>
RecurrenceInterval	<p><b>Type</b> int</p> <p><b>Properties</b> Create, Filter, Group, Nillable, Sort, Update</p>

Field	Field Type
	<p><b>Description</b> The interval between recurring tasks.</p>
RecurrenceMonthOfYear	<p><b>Type</b> picklist</p> <p><b>Properties</b> Create, Filter, Group, Nillable, Restricted picklist, Sort, Update</p> <p><b>Description</b> The month of the year in which the task repeats.</p>
RecurrenceRegeneratedType	<p><b>Type</b> picklist</p> <p><b>Properties</b> Create, Filter, Group, Nillable, Restricted picklist, Sort, Update</p> <p><b>Description</b> Represents what triggers a repeating task to repeat. Add this field to a page layout together with the <code>RecurrenceInterval</code> field, which determines the number of days between the triggering date (due date or close date) and the due date of the next repeating task in the series.</p> <p>Label is <b>Repeat This Task</b>. This field has the following picklist values:</p> <ul style="list-style-type: none"> <li>• <b>None</b>: The task doesn't repeat.</li> <li>• <b>After due date</b>: The next repeating task will be due the specified number of days after the current task's due date.</li> <li>• <b>After the task is closed</b>: The next repeating task will be due the specified number of days after the current task is closed.</li> <li>• <b>(Task closed)</b>: This task, now closed, was opened as part of a repeating series.</li> </ul> <p> <b>Note</b>: When tasks in a series are set to repeat after their due date, Salesforce doesn't create recurrences that would have been due in the past. Instead, Salesforce keeps adding the interval until a repeated task has a due date in the future.</p> <p>For example, suppose that someone sets a task to repeat three days after it's due. But, that person doesn't complete the task (mark it Closed) until five days after it's due. Instead of creating a task that's already overdue, Salesforce gives the new task a due date of tomorrow. This due date is equivalent to 6 days after the due date; two intervals of three days each.</p> <p>If that person completes the repeating task (marks it Closed) before the due date, the next task is still due three days after the due date.</p>
RecurrenceStartDateOnly	<p><b>Type</b> date</p> <p><b>Properties</b> Create, Filter, Group, Nillable, Sort, Update</p>

Field	Field Type
	<p><b>Description</b> The date when the recurring task begins. Must be a date and time before <code>RecurrenceEndDateOnly</code>.</p>
<code>RecurrenceTimeZoneSidKey</code>	<p><b>Type</b> picklist</p> <p><b>Properties</b> Create, Filter, Group, Nillable, Restricted picklist, Sort, Update</p> <p><b>Description</b> The time zone associated with the recurring task. For example, "UTC-8:00" for Pacific Standard Time.</p>
<code>RecurrenceType</code>	<p><b>Type</b> picklist</p> <p><b>Properties</b> Create, Filter, Group, Nillable, Restricted picklist, Sort, Update</p> <p><b>Description</b> Indicates how often the task repeats. For example, daily, weekly, or every nth month (where "nth" is defined in <code>RecurrenceInstance</code>).</p>
<code>ReminderDateTime</code>	<p><b>Type</b> dateTime</p> <p><b>Properties</b> Create, Filter, Nillable, Sort, Update</p> <p><b>Description</b> Represents the time when the reminder is scheduled to fire, if <code>IsReminderSet</code> is set to <code>true</code>. If <code>IsReminderSet</code> is set to <code>false</code>, then the user may have deselected the reminder checkbox in the Salesforce user interface, or the reminder has already fired at the time indicated by the value.</p>
<code>Status</code>	<p><b>Type</b> picklist</p> <p><b>Properties</b> Create, Defaulted on create, Filter, Group, Sort, Update</p> <p><b>Description</b> Required. The status of the task, such as In Progress or Completed. Each predefined <code>Status</code> field implies a value for the <code>IsClosed</code> flag. To obtain picklist values, query the <code>TaskStatus</code> object.</p> <p> <b>Note:</b> This field can't be updated for recurring tasks (<code>IsRecurrence</code> is <code>true</code>).</p>
<code>Subject</code>	<p><b>Type</b> combobox</p>

Field	Field Type
	<p><b>Properties</b> Create, Filter, Nillable, Sort, Update</p> <p><b>Description</b> The subject line of the task, such as “Call” or “Send Quote.” Limit: 255 characters.</p>
TaskSubtype	<p><b>Type</b> picklist</p> <p><b>Properties</b> Create, Filter, Group, Nillable, Restricted picklist, Sort</p> <p><b>Description</b> Provides standard subtypes to facilitate creating and searching for specific task subtypes. This field isn’t updateable. TaskSubtype values:</p> <ul style="list-style-type: none"> <li>• Task</li> <li>• Email</li> <li>• List Email</li> <li>• Cadence</li> <li>• Call</li> </ul> <p> <b>Note:</b> The Cadence subtype is an internal value used by High Velocity Sales, and can’t be set manually.</p>
TaskWhoIds	<p><b>Type</b> JunctionIdList</p> <p><b>Properties</b> Create, Update</p> <p><b>Description</b> A string array of contact or lead IDs related to this task. This JunctionIdList field is linked to the TaskWhoRelations child relationship. TaskWhoIds is only available when the shared activities setting is enabled. The first contact or lead ID in the list becomes the primary whoId if you don’t specify a primary whoId. If you set the EventWhoIds field to null, all entries in the list are deleted and the value of whoId is added as the first entry.</p> <p> <b>Warning:</b> Adding a JunctionIdList field name to the fieldsToNull property deletes all related junction records. This action can’t be undone.</p>
Type	<p><b>Type</b> picklist</p> <p><b>Properties</b> Create, Filter, Nillable, Update</p> <p><b>Description</b> The type of task, such as Call or Meeting.</p>

Field	Field Type
WhatCount	<p><b>Type</b> int</p> <p><b>Properties</b> Filter, Group, Nillable, Sort</p> <p><b>Description</b> Available to organizations that have Shared Activities enabled. Count of related TaskRelations pertaining to WhatId. Count of the WhatId must be 1 or less.</p>
WhatId	<p><b>Type</b> reference</p> <p><b>Properties</b> Create, Filter, Group, Nillable, Sort, Update</p> <p><b>Description</b> The WhatId represents nonhuman objects such as accounts, opportunities, campaigns, cases, or custom objects. WhatIds are polymorphic. Polymorphic means a WhatId is equivalent to the ID of a related object. The label is Related To ID.</p>
WhoCount	<p><b>Type</b> int</p> <p><b>Properties</b> Filter, Group, Nillable, Sort</p> <p><b>Description</b> Available to organizations that have Shared Activities enabled. Count of related TaskRelations pertaining to WhoId.</p>
WhoId	<p><b>Type</b> reference</p> <p><b>Properties</b> Create, Filter, Group, Nillable, Sort, Update</p> <p><b>Description</b> The Whold represents a human such as a lead or a contact. Wholds are polymorphic. Polymorphic means a Whold is equivalent to a contact's ID or a lead's ID. The label is Name ID. If Shared Activities is enabled, the value of this field is the ID of the related lead or primary contact. If you add, update, or remove the Whold field, you might encounter problems with triggers, workflows, and data validation rules that are associated with the record. The label is Name ID. Beginning in API version 37.0, if the contact or lead ID in the whoId field is not in the TaskWhoIds list, no error occurs and the ID is added to the TaskWhoIds as the primary whoId. If whoId is set to null, an arbitrary ID from the existing TaskWhoIds list is promoted to the primary position.</p>

## Usage

### Recurring Tasks

- Recurring tasks are available in API version 16.0 and later.
- After a task is created, it can't be changed from recurring to nonrecurring or vice versa.
- When a user creates a series of recurring tasks, Salesforce creates a main record and subsequent occurrences. For the main record, `IsRecurrence` is set to `true` and other fields that define the recurrence pattern are populated. The ID of the main record of the recurring task is saved in the subsequent occurrences, in the `RecurrenceActivityId` field.
- When you delete a recurring task series through the API, all open and closed task occurrences in the series are removed. However, when you delete a recurring task series through the user interface, only open tasks occurrences (`IsClosed` is `false`) in the series are removed.
- If `IsRecurrence` is `true`, then `RecurrenceStartDateOnly`, `RecurrenceEndDateOnly`, `RecurrenceType`, and any properties associated with the given recurrence type (see the following table) must be populated.
- When you change the `RecurrenceStartDateOnly` field or the recurrence pattern, all open tasks occurrences in the series are deleted and new open task occurrences are created based on the new recurrence pattern. The following fields determine the recurrence pattern: `RecurrenceType`, `RecurrenceTimeZoneSidKey`, `RecurrenceInterval`, `RecurrenceDayOfWeekMask`, `RecurrenceDayOfMonth`, `RecurrenceInstance`, and `RecurrenceMonthOfYear`.
- When you change the value of `RecurrenceEndDateOnly` to an earlier date (for example, from January 20th to January 10th), all open task occurrences in the series with the `ActivityDate` value greater than the new end date value are deleted. Other open and closed task occurrences in the series are not affected.
- When you change the value of `RecurrenceEndDateOnly` to a later date (for example, from January 10th to January 20th), new task occurrences are created up to the new end date. Existing open and closed tasks in the series are not affected.

This table describes the usage of recurrence fields for Salesforce Classic recurring events. Each recurrence type must have all of its properties set. All unused properties must be set to null.

RecurrenceType Value	Properties	Example Pattern
RecursDaily	RecurrenceInterval	Every second day
RecursEveryWeekday	RecurrenceDayOfWeekMask	Every weekday - can't be Saturday or Sunday
RecursMonthly	RecurrenceDayOfMonth RecurrenceInterval	Every second month, on the third day of the month
RecursMonthlyNth	RecurrenceInterval RecurrenceInstance RecurrenceDayOfWeekMask	Every second month, on the last Friday of the month
RecursWeekly	RecurrenceInterval RecurrenceDayOfWeekMask	Every three weeks on Wednesday and Friday
RecursYearly	RecurrenceDayOfMonth RecurrenceMonthOfYear	Every March on the twenty-sixth day of the month
RecursYearlyNth	RecurrenceDayOfWeekMask RecurrenceInstance RecurrenceMonthOfYear	The first Saturday in every October



### JunctionIdList

The `JunctionIdList` field is now implemented in the `Event` and `Task` objects. With a single API call, it's easy to create many-to-many relationships between the `Event` or `Task` object with contacts, leads, or users.

To create a `Task` with related `Contacts` without `JunctionIdList`, you first have to create the task, then use the returned task ID to create the `TaskRelation` records. If the `TaskRelation` save call fails, error handling is your responsibility because the task has already been committed to the database.

```
public void createTasksOld(Contact[] contacts) {
    Task task = new Task();
    task.setSubject("New Task");
    SaveResult[] results = null;
    try {
        results = connection.create(new Task[] {
            task
        });
        if (results[0].isSuccess()) {
            TaskRelation[] relations = new TaskRelation[contacts.size()];
            for (int i = 0; i < contacts.length; i++) {
                relations[i] = new TaskRelation();
                relations[i].setTaskId(results[0].getID());
                relations[i].setRelationId(contacts[i].getID());
            }
            results = connection.create(relations);
        }
    } catch (ConnectionException ce) {
        ce.printStackTrace();
    }
}
```

To create a task using `JunctionIdList`, IDs are pulled from the related contacts and both the task and the `TaskRelation` records are created in one API call. If the `TaskRelation` fails, the task is rolled back because it's all done in a single API call.

```
public void createTaskNew(Contact[] contacts) {
    String[] contactIds = new String[contacts.size()];
    for (int i = 0; i < contacts.size(); i++) {
        contactIds[i] = contacts[i].getID();
    }
    Task task = new Task();
    task.setSubject("New Task");
    task.setTaskWhoIds(contactIds);
    SaveResult[] results = null;
    try {
        results = connection.create(new Task[] {
            task
        });
    } catch (ConnectionException ce) {
        ce.printStackTrace();
    }
}
```

## Associated Objects

This object has the following associated objects. Unless noted, they are available in the same API version as this object.

**TaskFeed (API version 20.0)**

Feed tracking is available for the object.

SEE ALSO:

[Object Basics](#)

## TaskPriority

---

Represents the importance or urgency of a Task, such as High, Normal, or Low.

### Supported Calls

`describeSObjects()`, `query()`, `retrieve()`

### Special Access Rules

Customer and Partner Portal users can't access this object.

### Fields

Field	Details
<code>ApiName</code>	<p><b>Type</b> string</p> <p><b>Properties</b> Filter, Group, idLookup, Sort</p> <p><b>Description</b> Uniquely identifies a picklist value so it can be retrieved without using an id or master label.</p>
<code>IsDefault</code>	<p><b>Type</b> boolean</p> <p><b>Properties</b> Defaulted on create, Filter, Group, Sort</p> <p><b>Description</b> Indicates whether this is the default task priority value (<code>true</code>) or not (<code>false</code>) in the picklist. Only one value in the picklist can be the default value.</p>
<code>IsHighPriority</code>	<p><b>Type</b> boolean</p> <p><b>Properties</b> Defaulted on create, Filter, Group, Sort</p>

Field	Details
	<p><b>Description</b></p> <p>Indicates whether this task priority value represents a high priority Task (<code>true</code>) or not (<code>false</code>). Multiple task priority values can represent a high-priority Task.</p>
MasterLabel	<p><b>Type</b></p> <p>string</p> <p><b>Properties</b></p> <p>Filter, Group, Nillable, Sort</p> <p><b>Description</b></p> <p>Master label for this task priority value. This display value is the internal label that does not get translated. Limit: 255 characters.</p>
SortOrder	<p><b>Type</b></p> <p>int</p> <p><b>Properties</b></p> <p>Filter, Nillable, Group, Sort</p> <p><b>Description</b></p> <p>Number used to sort this value in the task priority picklist. These numbers are not guaranteed to be sequential, as some previous task priority values might have been deleted.</p>

## Usage

This object represents a value in the task priority picklist. The task priority picklist provides additional information about the importance of a Task, such as whether a given priority value represents a high priority. Your client application can query on this object to retrieve the set of values in the task priority picklist, and then use that information while processing Task objects to determine more information about a given task. For example, the application could test whether a given Task is high priority based on its `Priority` value and the value of the `IsHighPriority` in the associated TaskPriority object.

SEE ALSO:

[Object Basics](#)

## TaskRelation

Represents the relationship between a task and a lead, contacts, and other objects related to the task. If Shared Activities is enabled, this object doesn't support triggers, workflow, or data validation rules. This object is available in API version 24.0 and later.

TaskRelation is only available if you've enabled Shared Activities in your organization.

TaskRelation allows the following relationships:

- A task can be related to one lead or up to 50 contacts.
- A task can also be related to one account, asset, campaign, case, contract, opportunity, product, solution, or custom object.

## Supported Calls

`create()`, `delete()`, `describeSObjects()`, `getDeleted()`, `getUpdated()`, `query()`, `queryAll()`, `retrieve()`

## Fields

Field Name	Details
AccountId	<p><b>Type</b> reference</p> <p><b>Properties</b> Filter, Group, Nillable, Sort</p> <p><b>Description</b> Indicates the Account ID of the relation. For information on IDs, see <a href="#">ID Field Type</a>.</p>
IsDeleted	<p><b>Type</b> boolean</p> <p><b>Properties</b> Defaulted on create, Filter, Group, Sort</p> <p><b>Description</b> Indicates whether a task has been deleted; label is <b>Deleted</b>. When a TaskRelation record is deleted, it isn't moved to the Recycle Bin and can't be undeleted, unless the record was cascade-deleted when the parent object was deleted. Don't use the <code>IsDeleted</code> field to detect deleted records in SOQL queries or <code>queryAll()</code> calls on directly deleted relation records. Instead, use the call <code>getDeleted()</code>.</p>
IsWhat	<p><b>Type</b> boolean</p> <p><b>Properties</b> Create, Defaulted on create, Filter, Group, Sort</p> <p><b>Description</b> Indicates whether the relation is an Account, Opportunity, Campaign, Case, other standard object, or a custom object. Value is <code>false</code> if <code>RelationId</code> is a contact or lead and <code>true</code> otherwise.</p>
RelationId	<p><b>Type</b> reference</p> <p><b>Properties</b> Create, Filter, Group, Sort</p>

Field Name	Details
	<p><b>Description</b></p> <p>Indicates the <code>whatId</code> or <code>whoId</code> in the relationship. For more information, see <a href="#">Task</a>.</p> <p>For information on IDs, see <a href="#">ID Field Type</a>.</p>
TaskId	<p><b>Type</b></p> <p>reference</p> <p><b>Properties</b></p> <p>Create, Filter, Group, Sort</p> <p><b>Description</b></p> <p>Represents the ID of the associated Task.</p> <p>For information on IDs, see <a href="#">ID Field Type</a>.</p>

## Usage

### See contacts associated with a task

```
public void queryWhosOfTaskSample() {
    String soqlQuery = "SELECT Id, Subject, (SELECT RelationId, Relation.Name, IsWhat
from TaskRelations WHERE isWhat = false) FROM Task WHERE Id = '00T x0000005OKEN'";
    QueryResult qResult = null;
    try {
        qResult = connection.query(soqlQuery);
        TaskRelation relation1 =
(TaskRelation)qResult.getRecords()[0].getTaskRelations().getRecords()[0];
    }catch (ConnectionException ce) {
        ce.printStackTrace();
    }
}
```

### SEE ALSO:

[Task](#)

[TaskWhoRelation](#)

## TaskStatus

Represents the status of a Task, such as Not Started, Completed, or Closed.

## Supported Calls

`describeSObjects()`, `query()`, `retrieve()`

## Special Access Rules

Customer Portal users can't access this object.

## Fields

Field	Details
ApiName	<p><b>Type</b> string</p> <p><b>Properties</b> Filter, Group, idLookup, Sort</p> <p><b>Description</b> Uniquely identifies a picklist value so it can be retrieved without using an id or master label.</p>
IsClosed	<p><b>Type</b> boolean</p> <p><b>Properties</b> Defaulted on create, Filter, Group, Sort</p> <p><b>Description</b> Indicates whether this task status value represents a closed Task (<code>true</code>) or not (<code>false</code>). Multiple task status values can represent a closed Task.</p>
IsDefault	<p><b>Type</b> boolean</p> <p><b>Properties</b> Defaulted on create, Filter, Group, Sort</p> <p><b>Description</b> Indicates whether this is the default task status value (<code>true</code>) or not (<code>false</code>) in the picklist.</p>
MasterLabel	<p><b>Type</b> string</p> <p><b>Properties</b> Filter, Group, Nillable, Sort</p> <p><b>Description</b> Master label for this task status value. This display value is the internal label that does not get translated. Limit: 255 characters.</p>
SortOrder	<p><b>Type</b> int</p> <p><b>Properties</b> Filter, Group, Nillable, Sort</p>

Field	Details
	<p><b>Description</b></p> <p>Number used to sort this value in the task status picklist. These numbers are not guaranteed to be sequential, as some previous task status values might have been deleted.</p>

## Usage

This object represents a value in the task status picklist. The task status picklist provides additional information about the status of a Task, such as whether a given status value represents an open or closed task. Your client application can query this object to retrieve the set of values in the task status picklist, and then use that information while processing Task records to determine more information about a given task. For example, the application could test whether a given task is open or closed based on the Task `STATUS` value and the value of the `IsClosed` property in the associated TaskStatus record.

SEE ALSO:

[Object Basics](#)

## TaskTag

Associates a word or short phrase with a Task.

## Supported Calls

`create()`, `delete()`, `describeSObjects()`, `query()`, `retrieve()`

## Fields

Field Name	Details
ItemId	<p><b>Type</b></p> <p>reference</p> <p><b>Properties</b></p> <p>Create, Filter</p> <p><b>Description</b></p> <p>ID of the tagged item.</p>
Name	<p><b>Type</b></p> <p>string</p> <p><b>Properties</b></p> <p>Create, Filter</p>

Field Name	Details
	<p><b>Description</b></p> <p>Name of the tag. If this value does not already exist, a new TagDefinition is created and becomes the parent of this Tag object. Otherwise, a TagDefinition with the same name becomes the parent of this Tag object. Parent relationships are created automatically.</p>
TagDefinitionId	<p><b>Type</b></p> <p>reference</p> <p><b>Properties</b></p> <p>Filter</p> <p><b>Description</b></p> <p>ID of the parent TagDefinition object that owns the tag.</p>
Type	<p><b>Type</b></p> <p>picklist</p> <p><b>Properties</b></p> <p>Create, Filter, Restricted picklist</p> <p><b>Description</b></p> <p>Defines the visibility of a tag.</p> <p>Valid values:</p> <ul style="list-style-type: none"> <li>• <code>Public</code>—The tag can be viewed and manipulated by all users in an organization.</li> <li>• <code>Personal</code>—The tag can be viewed or manipulated only by a user with a matching <code>OwnerId</code>.</li> </ul>

## Usage

TaskTag stores the relationship between its parent TagDefinition and the Task being tagged. Tag objects act as metadata, allowing users to describe and organize their data.

When a tag is deleted, its parent TagDefinition will also be deleted if the name is not being used; otherwise, the parent remains. Deleting a TagDefinition sends it to the Recycle Bin, along with any associated tag entries.

## TaskWhoRelation

Represents the relationship between a task and a lead or contacts. This object is available in API version 29.0 and later.

This derived object is a filtered version of the [TaskRelation](#) on page 2511 object; that is, `IsParent` is `true` and `IsWhat` is `false`. It doesn't represent relationships to accounts, opportunities, or other objects.

TaskWhoRelation allows a variable number of relationships: one lead or up to 50 contacts. Available only if you've enabled Shared Activities for your organization.

## Supported Calls

`describeSObjects()`, `query()`, `retrieve()`



## Fields

Field Name	Details
RelationId	<p><b>Type</b> reference</p> <p><b>Properties</b> Filter, Group, Nillable, Sort</p> <p><b>Description</b> Indicates the ID of the contacts or lead related to the task.</p>
TaskId	<p><b>Type</b> reference</p> <p><b>Properties</b> Filter, Group, Nillable, Sort</p> <p><b>Description</b> Indicates the ID of the task.</p>
Type	<p><b>Type</b> string</p> <p><b>Properties</b> Filter, Group, Nillable, Sort</p> <p><b>Description</b> Indicates whether the person related to the task is a lead or contact.</p>

## Usage

### Apex example that queries contacts associated with a task

```
public void queryWhosOfTaskSample() {
    String soqlQuery = "SELECT Id, Subject, (SELECT RelationId, Relation.Name, IsWhat
from TaskWhoRelations) FROM Task WHERE Id = '00Tx0000005OKEN'";
    QueryResult qResult = null;
    try {
        qResult = connection.query(soqlQuery);
        TaskWhoRelation relation1 =
(TaskWhoRelation)qResult.getRecords()[0].getTaskWhoRelations().getRecords()[0];
    } catch (ConnectionException ce) {
        ce.printStackTrace();
    }
}
```

### SEE ALSO:

[Task](#)

[TaskRelation](#)

# TenantSecret

---

This object stores an encrypted organization-specific key fragment that is used with the master secret to produce organization-specific data encryption keys. This object is available in API version 34.0 and later.

You can rotate tenant secrets of the `Data` type once every four hours in a sandbox org or every 24 hours in production orgs. You can rotate tenant secrets of the `SearchIndex` type once every seven days.

 **Note:** This information is about Shield Platform Encryption and not Classic Encryption.

## Supported Calls

`create()`, `query()`, `retrieve()`, `update()`

## Fields

Field Name	Details
Description	<p><b>Type</b> textarea</p> <p><b>Properties</b> Create, Nillable, Update</p> <p><b>Description</b> The description of the tenant secret.</p>
KeyDerivationMode	<p><b>Type</b> picklist</p> <p><b>Properties</b> Create, Filter, Group, Restricted picklist, Sort</p> <p><b>Description</b> The key derivation mode applied to customer-supplied key material. Modes are:</p> <p><b>PBKDF2</b> The customer-supplied key material is used by the Shield KMS to create a derived data encryption key.</p> <p><b>NONE</b> The customer-supplied key material is used by the Shield KMS as the final data encryption key to directly encrypt and decrypt data.</p> <p>Available in API version 43.0 and later.</p>
RemoteKeyCertificate	<p><b>Type</b> string</p> <p><b>Properties</b> Create, Filter, Group, Nillable, Sort, Update</p>

Field Name	Details
	<p><b>Description</b></p> <p>The name of the certificate whose public key is used to encrypt the <code>SecretValue</code> during a remote key callout.</p> <p>Available in API version 45.0 and later.</p>
<code>RemoteKeyIdentifier</code>	<p><b>Type</b></p> <p>string</p> <p><b>Properties</b></p> <p>Create, Filter, Group, Nillable, Sort</p> <p><b>Description</b></p> <p>A unique key identifier for key material fetched from a remote key service.</p> <p>Available in API version 45.0 and later.</p>
<code>RemoteKeyServiceID</code>	<p><b>Type</b></p> <p>reference</p> <p><b>Properties</b></p> <p>Create, Filter, Group, Nillable, Sort, Update</p> <p><b>Description</b></p> <p>The named credential used to fetch remote key material from a remote key service.</p> <p>Available in API version 45.0 and later.</p>
<code>SecretValue</code>	<p><b>Type</b></p> <p>base64</p> <p><b>Properties</b></p> <p>Create, Nillable, Update</p> <p><b>Description</b></p> <p>The encrypted 256-bit secret value encoded in base64.</p>
<code>SecretValueCertificate</code>	<p><b>Type</b></p> <p>string</p> <p><b>Properties</b></p> <p>Create, Filter, Group, Nillable, Sort, Update</p> <p><b>Description</b></p> <p>The certificate needed to upload a customer-supplied tenant secret. Each certificate has a unique name.</p>
<code>SecretValueHash</code>	<p><b>Type</b></p> <p>base64</p> <p><b>Properties</b></p> <p>Create</p>

## Field Name

## Details

**Description**

The matching tenant secret hash for an uploaded customer-supplied tenant secret.

Source

**Type**

picklist

**Properties**

Create, Defaulted on create, Filter, Group, Restricted picklist, Sort

**Description**

The source of the encryption key material. Values are:

**HSM**

A Salesforce-generated tenant secret.

**Uploaded**

A customer-supplied tenant secret or data encryption key.

**Remote**

A tenant secret or data encryption key fetched from a key service outside of Salesforce. Available in API version 44.0 and later.



**Note:** Tenant secrets with a `Source` value of Remote are listed as Fetched on the Key Management page in Setup.

Available in API version 43.0 and later.

Status

**Type**

picklist

**Properties**

Filter, Group, Nillable, Restricted picklist, Sort, Update

**Description**

The status of the tenant secret. Values are:

**Active**

Can be used to encrypt and decrypt new or existing data.

**Archived**

Can't encrypt new data. Can be used to decrypt data previously encrypted with this key when it was active.

**Destroyed**

Can't encrypt or decrypt data. Data encrypted with this key when it was active can no longer be decrypted. Files and attachments encrypted with this key can no longer be downloaded.

You can update the `Status` field through the API in versions 44.0 or later.

Type

**Type**

picklist

Field Name	Details
	<p><b>Properties</b> Create, Defaulted on create, Filter, Group, Restricted picklist, Sort</p> <p><b>Description</b> The type of tenant secret. The <code>Type</code> field is available in API version 39.0 and later. The following values appear in the <code>Type</code> picklist:</p> <ul style="list-style-type: none"> <li><code>Data</code>—data stored in the Salesforce database. Includes data in encrypted fields, files, and attachments but not search index files. Tenant secrets created in API version 34.0 and later default to the <code>Data</code> type.</li> <li><code>SearchIndex</code>—search index files (available in API version 39.0 and later).</li> <li><code>Analytics</code>—Einstein Analytics data (available in API version 39.0 and later).</li> <li><code>DeterministicData</code>—data stored in the Salesforce database. Includes data in encrypted fields, files, and attachments, but not search index files (available in API version 39.0 and later).</li> <li><code>EventBus</code>—Change Data Capture event data (available in API version 43.0 and later). Change Data Capture is part of a pilot.</li> </ul>
Version	<p><b>Type</b> int</p> <p><b>Properties</b> Filter, Group, idLookup, Sort</p> <p><b>Description</b> The version number of this secret. The version number is unique within your org.</p>


## Usage

Use this object to create or update an org-specific tenant secret or customer-supplied key material.

**Example 1:** Build an automated tenant secret creation and activation solution similar to the following.

1. Start by creating an Apex class to create the tenant secret. Specify the value of the tenant secret to encrypt data of a particular type.

```
global class CreateNewSecret implements Schedulable {
    global void execute(SchedulableContext SC) {
        TenantSecret secret = new TenantSecret ();
        secret.description = 'Created new secret from scheduled job';
        secret.type= 'SearchIndex';
        insert secret;
    }
}
```

 **Note:** `Type` is available in API version 39.0 and later. `Type` is optional; all tenant secrets default to the `Data` type.

2. Schedule the Apex class to run at the specified interval.

This Apex code only needs to be run a single time to schedule the job. This code runs the job every 90 days.

```
CreateNewSecret secret = new CreateNewSecret();
String schedule = '0 0 0 1 JAN,APR,JUL,OCT ?';
String jobID = system.schedule('Automated secret creation and activation', schedule,
secret);
```

3. Validate that the job is scheduled.
4. Validate that tenant secrets are created after the job is run.

**Example 2:** Upload a customer-supplied tenant secret or customer-supplied data encryption key.

1. Create a certificate that's compatible with customer-supplied key material. See [Generate a BYOK-Compatible Certificate](#) in Salesforce Help.
2. Then upload your matching key material and key material hash. Include the unique name of the compatible certificate. The key material is uploaded in encrypted form.

```
TenantSecret secret = new TenantSecret ();
secret.description = 'New uploaded secret';
secret.type= 'Data';
secret.SecretValue = ...
EncodingUtil.base64Decode('...');;
secret.SecretValueCertificate = ...;
secret.SecretValueHash = ...
EncodingUtil.base64Decode('...');
insert secret;
```

You can use this [script to generate a customer-supplied tenant secret](#) and tenant secret hash.

3. Validate that the key material is uploaded.

**Example 3:** Opt out of key derivation on a key-by-key basis when you upload key material. When you upload your key material, specify 'Source':Uploaded and 'KeyDerivationMode': 'NONE', and set non-null values for the SecretValueCertificate, SecretValue, and SecretValueHash.


**Example 4:** Import a tenant secret of the Data type.

```
TenantSecret secret = [SELECT Id FROM TenantSecret WHERE Type = 'Data' AND Version = 2];
secret.SecretValue = "<previously_exported_secret_as_a_String>";
update secret;
```

**Example 5:** Export a tenant secret by writing the secret.SecretValue to a file. Here's an example that uses a tenant secret of the SearchIndex type.

```
TenantSecret secret = [SELECT SecretValue FROM TenantSecret WHERE Type = 'TenantSecret'
AND Version = 2];
secret.SecretValue =...;
update secret;
```

**Example 6:** Destroy a tenant secret of the Data type.

 **Warning:** Your tenant secret is unique to your organization and to the specific data to which it applies. Once you destroy a tenant secret, related data is not accessible unless you previously exported the key and then import the key back into Salesforce.

```
TenantSecret secret = [SELECT Id FROM TenantSecret WHERE Type = 'Data' AND Version = 2];
secret.SecretValue = NULL;
```

```
secret.Status = Destroyed;
update secret;
```

**Example 7:** Change the `Status` of a tenant secret from `Archived` to `Destroyed`. Include the `SecretValue` and new tenant secret `Status`.

```
TenantSecret secret = [SELECT Id FROM TenantSecret WHERE Type = 'Data' AND Version = 2];
secret.Status = Destroyed;
update secret;
```

Cache-Only Key Service customers can change the `Status` of cache-only key tenant secrets. For example, reactivate a cache-only key by changing its `Status` from `Destroyed` to `Active`.

**Example 8:** Create a callout connection that fetches a cache-only key tenant secret from a key service outside of Salesforce.


1. Make sure that your org has at least one active `Data` in Salesforce key, either Salesforce-generated or customer-supplied. Then turn on `Allow Cache-Only Keys with BYOK` from the `Advanced Settings` page in `Setup`.
2. Create a certificate that's compatible with customer-supplied key material. See [Generate a BYOK-Compatible Certificate](#) in Salesforce Help.
3. [Create and assemble your key material.](#)
4. Create a named credential to serve as your authenticated callout mechanism. You can define your named credential through `Setup` or [directly with Apex](#). Specify a BYOK-compatible certificate and an `HTTPS` endpoint.
5. Configure the connection to your remote key service. This connection uses named credential and its associated certificate to fetch a specified cache-only key tenant secret.

```
remote_params = { 'Source': 'Remote',
  'RemoteKeyIdentifier': ...,
  'RemoteKeyServiceId': ...,
  'RemoteKeyCertificate': ...}

sf.TenantSecret.create(remote_params)
```

## Territory

Represents a flexible collection of accounts and users where the users have at least read access to the accounts, regardless of who owns the accounts. Only available if territory management has been enabled for your organization.

 **Note:** The original territory management feature is scheduled for retirement for all customers as of Summer '21. After the feature is retired, users can't access the original territory management feature and its underlying data. We encourage you to migrate to Enterprise Territory Management. We also strongly recommend that you keep a comprehensive backup of your territory data while you're still using the original territory management feature. For more information, see [The Original Territory Management Module Will Be Retired in the Summer '21 Release](#). The information in this topic applies to the original territory management feature only, and not to Enterprise Territory Management.


## Supported Calls

`create()`, `delete()`, `describeSObjects()`, `getDeleted()`, `getUpdated()`, `query()`, `retrieve()`, `update()`, `upsert()`


## Special Access Rules

As of Spring '20 and later, only standard and partner users can access this object, and only users with the Manage Territories permission can edit this object.

### Fields

Field	Details
AccountAccessLevel	<p><b>Type</b> picklist</p> <p><b>Properties</b> Create, Filter, Group, Sort, Update</p> <p><b>Description</b> Account access level granted to users assigned to this territory.</p>
CaseAccessLevel	<p><b>Type</b> picklist</p> <p><b>Properties</b> Create, Filter, Nillable, Group, Sort, Update</p> <p><b>Description</b> Case access level granted to users assigned to this territory.</p>
ContactAccessLevel	<p><b>Type</b> picklist</p> <p><b>Properties</b> Filter, Group, Nillable, Sort</p> <p><b>Description</b> A value that represents the type of access granted to the target Group, UserRole, or User for any associated contacts. The possible values are:</p> <ul style="list-style-type: none"> <li>• None</li> <li>• Read</li> <li>• Edit</li> </ul> <p> <b>Note:</b> When DefaultContactAccess is set to "Controlled by Parent," you can't create or update this field.</p>
Description	<p><b>Type</b> string</p> <p><b>Properties</b> Create, Filter, Nillable, Sort, Update</p> <p><b>Description</b> A description of the territory that is 1,000 characters or less.</p>



Field	Details
DeveloperName	<p><b>Type</b> string</p> <p><b>Properties</b> Create, Defaulted on create, Filter, Group, Sort, Update</p> <p><b>Description</b> The unique name of the object in the API. This name can contain only underscores and alphanumeric characters, and must be unique in your org. It must begin with a letter, not include spaces, not end with an underscore, and not contain two consecutive underscores. In managed packages, this field prevents naming conflicts on package installations. With this field, a developer can change the object's name in a managed package and the changes are reflected in a subscriber's organization. Corresponds to <b>Territory Name</b> in the user interface.</p> <p>This field is available in API version 24.0 and later.</p> <p> <b>Note:</b> When creating large sets of data, always specify a unique DeveloperName for each record. If no DeveloperName is specified, performance may slow while Salesforce generates one for each record.</p>
ForecastUserId	<p><b>Type</b> reference</p> <p><b>Properties</b> Create, Filter, Group, Nillable, Sort, Update</p> <p><b>Description</b> ID of the Forecast Manager, who is the user to whom forecasts from this territory's child territories roll up.</p>
MayForecastManagerShare	<p><b>Type</b> boolean</p> <p><b>Properties</b> Create, Defaulted on create, Filter, Group, Sort, Update</p> <p><b>Description</b> Indicates whether the forecast manager can manually share their own forecast.</p>
Name	<p><b>Type</b> string</p> <p><b>Properties</b> Create, Filter, Group, Sort, Update</p> <p><b>Description</b> A name for the territory. Limit is 80 characters. Corresponds to <b>Label</b> on the user interface.</p>
OpportunityAccessLevel	<p><b>Type</b> picklist</p>

Field	Details
	<p><b>Properties</b> Create, Filter, Group, Sort, Update</p> <p><b>Description</b> Opportunity access level granted to users assigned to this territory.</p>
ParentTerritoryID	<p><b>Type</b> reference</p> <p><b>Properties</b> Create, Filter, Nillable, Update</p> <p><b>Description</b> Territory immediately above this territory in the territory hierarchy. Label is <b>Parent Territory ID</b>.</p>
RestrictOppTransfer	<p><b>Type</b> boolean</p> <p><b>Properties</b> Create, Defaulted on create, Filter, Update</p> <p><b>Description</b> Indicates whether the opportunities associated with this territory are kept within the bounds of this territory and this territory's children when account assignment rules are run (<code>true</code>), or if opportunities associated with this territory can be assigned to other nodes of the territory hierarchy when account assignment rules are run (<code>false</code>). Label is <b>Confine Opportunity Assignment</b>.</p>

## Usage

Use the Territory object to query your organization's territory hierarchy. Use it to obtain valid territory IDs when querying or modifying records associated with territories.

SEE ALSO:

- [AccountTerritoryAssignmentRule](#)
- [AccountTerritoryAssignmentRuleItem](#)
- [UserTerritory](#)

## Territory2

Represents a sales territory. Available only if Enterprise Territory Management has been enabled for your organization.

## Supported Calls


`create()`, `delete()`, `describeLayout()`, `describeSObjects()`, `query()`, `retrieve()`, `update()`, `upsert()`

## Special Access Rules

As of Summer '20 and later, only standard and partner users can access this object. If a territory model is in `Active` state, any standard or partner user can view that model, including its territories and assignment rules. For territories in an active model, any standard or partner user can view assigned records and assigned users subject to your org's sharing settings. Users cannot view territory models in other states (such as `Planning` or `Archived`).

## Fields

Field Name	Details
<code>AccountAccessLevel</code>	<p><b>Type</b> picklist</p> <p><b>Properties</b> Create, Filter, Group, Restricted picklist, Sort, Update</p> <p><b>Description</b> Represents the default account record access levels for users that are assigned to the territory. Values are:</p> <ul style="list-style-type: none"> <li>• Read Only</li> <li>• Read/Write</li> <li>• Owner</li> </ul>
<code>CaseAccessLevel</code>	<p><b>Type</b> picklist</p> <p><b>Properties</b> Create, Filter, Group, Restricted picklist, Sort, Update</p> <p><b>Description</b> Represents the default case record access levels for users that are assigned to the territory. Values are:</p> <ul style="list-style-type: none"> <li>• Private</li> <li>• Read Only</li> <li>• Read/Write</li> </ul>
<code>ContactAccessLevel</code>	<p><b>Type</b> picklist</p> <p><b>Properties</b> Filter, Group, Restricted picklist, Sort</p> <p><b>Description</b> Represents the default contact record access levels for users that are assigned to the territory. Values are:</p> <ul style="list-style-type: none"> <li>• Private</li> <li>• Read Only</li> <li>• Read/Write</li> </ul>

Field Name	Details
Description	<p><b>Type</b> string</p> <p><b>Properties</b> Create, Filter, Nillable, Sort, Update</p> <p><b>Description</b> The description of the territory. The field label in the user interface is <code>Territory Description</code>.</p>
DeveloperName	<p><b>Type</b> string</p> <p><b>Properties</b> Create, Filter, Group, Sort, Update</p> <p><b>Description</b> Required. The unique name of the object in the API. This name can contain only underscores and alphanumeric characters and must be unique in your organization. It must begin with a letter, not include spaces, not end with an underscore, and not contain two consecutive underscores. The field label in the user interface is <code>Territory Name</code>.</p> <p> <b>Note:</b> When creating large sets of data, always specify a unique <code>DeveloperName</code> for each record. If no <code>DeveloperName</code> is specified, performance may slow while Salesforce generates one for each record.</p>
ForecastUserId	<p><b>Type</b> reference</p> <p><b>Properties</b> Filter, Group, Nillable, Sort, Update</p> <p><b>Description</b> Unique identifier of a territory's forecast manager. To select a <code>ForecastUserId</code>, select someone in the list of users assigned to the territory.</p>
Name	<p><b>Type</b> string</p> <p><b>Properties</b> Create, Filter, Group, Sort, Update</p> <p><b>Description</b> The name of the territory. The field label in the user interface is <code>Territory Label</code>.</p>
OpportunityAccessLevel	<p><b>Type</b> picklist</p>

Field Name	Details
	<p><b>Properties</b> Create, Filter, Group, Restricted picklist, Sort, Update</p> <p><b>Description</b> Represents the default opportunity record access levels for users that are assigned to the territory. Values are:</p> <ul style="list-style-type: none"> <li>• Private</li> <li>• Read Only</li> <li>• Read/Write</li> </ul>
ParentTerritory2Id	<p><b>Type</b> reference</p> <p><b>Properties</b> Create, Filter, Group, Nillable, Sort, Update</p> <p><b>Description</b> The ID of the territory's parent territory (if any). If the territory has no parent territory, this value is null.</p>
Territory2ModelId	<p><b>Type</b> reference</p> <p><b>Properties</b> Create, Filter, Group, Sort</p> <p><b>Description</b> The ID of the territory model that the territory belongs to.</p>
Territory2TypeId	<p><b>Type</b> reference</p> <p><b>Properties</b> Create, Filter, Group, Sort, Update</p> <p><b>Description</b> The ID of the territory type that the territory belongs to.</p>

## Territory2Model

Represents a territory model. Available only if Enterprise Territory Management has been enabled for your organization.


### Supported Calls

`create()`, `delete()`, `describeLayout()`, `describeSObjects()`, `getDeleted()`, `getUpdated()`, `query()`, `retrieve()`, `update()`, `upsert()`

## Special Access Rules

As of Summer '20 and later, only standard and partner users can access this object. If a territory model is in `Active` state, any standard or partner user can view that model, including its territories and assignment rules. For territories in an active model, any standard or partner user can view assigned records and assigned users subject to your org's sharing settings. Users cannot view territory models in other states (such as `Planning` or `Archived`).

## Fields

Field Name	Details
ActivatedDate	<p><b>Type</b> dateTime</p> <p><b>Properties</b> Filter, Nillable, Sort</p> <p><b>Description</b> The date when the territory model was activated.</p>
DeactivatedDate	<p><b>Type</b> dateTime</p> <p><b>Properties</b> Filter, Nillable, Sort</p> <p><b>Description</b> The date when the territory model was archived.</p>
Description	<p><b>Type</b> textarea</p> <p><b>Properties</b> Create, Filter, Group, Nillable, Sort, Update</p> <p><b>Description</b> The description of the territory model.</p>
DeveloperName	<p><b>Type</b> string</p> <p><b>Properties</b> Create, Filter, Group, Sort, Update</p> <p><b>Description</b> Required. The unique name of the object in the API. This name can contain only underscores and alphanumeric characters and must be unique in your organization. It must begin with a letter, not include spaces, not end with an underscore, and not contain two consecutive underscores. The field label in the user interface is <code>Territory Model Name</code>.</p> <p> <b>Note:</b> When creating large sets of data, always specify a unique <code>DeveloperName</code> for each record. If no <code>DeveloperName</code> is</p>

Field Name	Details
	specified, performance may slow while Salesforce generates one for each record.
LastOppTerrAssignEndDate	<p><b>Type</b> dateTime</p> <p><b>Properties</b> Filter, Nillable, Sort</p> <p><b>Description</b> Read-only. The date when the opportunity territory assignment filter was last run. Used for Filter-Based Opportunity Territory Assignment (Pilot in Spring '15 / API version 33).</p>
LastRunRulesEndDate	<p><b>Type</b> dateTime</p> <p><b>Properties</b> Filter, Nillable, Sort</p> <p><b>Description</b> The date when the last rules run was completed.</p>
Name	<p><b>Type</b> string</p> <p><b>Properties</b> Create, Filter, Group, Sort, Update</p> <p><b>Description</b> The territory model name. The field label in the user interface is <code>Label</code>.</p>
State	<p><b>Type</b> picklist</p> <p><b>Properties</b> Defaulted on create, Filter, Group, Nillable, Restricted picklist, Sort, Update</p> <p><b>Description</b> The state of the territory model. Values are: <code>Planning</code>, <code>Activating</code>, <code>Activation Failed</code>, <code>Active</code>, <code>Archiving</code>, <code>Archiving Failed</code>, <code>Archived</code>, <code>Deleting</code>, and <code>Deletion Failed</code>.</p>

## Associated Objects

This object has the following associated objects. Unless noted, they are available in the same API version as this object.

### [Territory2ModelFeed](#)

Feed tracking is available for the object.

**Territory2ModelHistory**

History is available for tracked fields of the object.

## Territory2ModelHistory

---

Represents the history of changes to the values in the fields on a territory model. Available only if Enterprise Territory Management has been enabled for your organization.

### Supported Calls

`describeSObjects()`, `getDeleted()`, `getUpdated()`, `query()`, `retrieve()`

### Fields

Field Name	Details
DataType	<p><b>Type</b> picklist</p> <p><b>Properties</b> Filter, Group, Nillable, Restricted picklist, Sort</p> <p><b>Description</b> Data type of the field that was changed.</p>
Field	<p><b>Type</b> picklist</p> <p><b>Properties</b> Filter, Group, Restricted picklist, Sort</p> <p><b>Description</b> The name of the field whose value was changed.</p>
NewValue	<p><b>Type</b> anyType</p> <p><b>Properties</b> Nillable, Sort</p> <p><b>Description</b> The new value of the changed field.</p>
OldValue	<p><b>Type</b> anyType</p> <p><b>Properties</b> Nillable, Sort</p> <p><b>Description</b> The previous value of the changed field.</p>



Field Name	Details
Territory2ModelId	<p><b>Type</b> reference</p> <p><b>Properties</b> Filter, Group, Sort</p> <p><b>Description</b> The ID of the territory model whose history is tracked.</p>

## Usage

This object is automatically generated whenever any field value changes on a territory model record. Use this object to identify those changes.

## Territory2Type

Represents a category for territories (Territory2). Every Territory2 must have a Territory2Type. Available only if Enterprise Territory Management has been enabled for your organization.

## Supported Calls

`create()`, `delete()`, `describeSOjects()`, `query()`, `retrieve()`, `update()`, `upsert()`

## Special Access Rules

As of Summer '20 and later, only standard and partner users can access this object.

## Fields

Field Name	Details
Description	<p><b>Type</b> textarea</p> <p><b>Properties</b> Create, Filter, Group, Nillable, Sort, Update</p> <p><b>Description</b> The description of the territory type.</p>
DeveloperName	<p><b>Type</b> string</p> <p><b>Properties</b> Create, Filter, Group, Sort, Update</p>

**Field Name****Details****Description**

Required. The unique name of the object in the API. This name can contain only underscores and alphanumeric characters and must be unique in your organization. It must begin with a letter, not include spaces, not end with an underscore, and not contain two consecutive underscores. The field label in the user interface is `Territory Type Name`.



**Note:** When creating large sets of data, always specify a unique `DeveloperName` for each record. If no `DeveloperName` is specified, performance may slow while Salesforce generates one for each record.

Language

**Type**

picklist

**Properties**

Create, Filter, Group, Nillable, Restricted picklist, Sort, Update

**Description**

The language of the master label in the user interface.

MasterLabel

**Type**

string

**Properties**

Create, Filter, Group, Sort, Update

**Description**

Required The user interface label for the territory type.

Priority

**Type**

int

**Properties**

Create, Filter, Group, SortUpdate

**Description**

Required. Used for Filter-Based Opportunity Territory Assignment (Pilot in Spring '15 / API version 33). Lets you specify a priority for a territory type. For opportunity assignments, the filter examines all territories assigned to the account that the opportunity is assigned to. The account-assigned territory whose territory type priority is highest is then assigned to the opportunity. The `priority` field value on each territory type must be unique. Further, if there are multiple territories with the same territory type (and therefore the same priority) assigned to the account, no territory is assigned to the opportunity.

## TestSuiteMembership

---

Associates an Apex class with an ApexTestSuite. This object is available in API version 36.0 and later.

## Supported Calls

`create()`, `delete()`, `describeObjects()`, `query()`, `retrieve()`, `update()`, `upsert()`

## Special Access Rules

The `enableApexTestReqViewSetup` field on the `ApexSettings` metadata type controls the activation of the critical update “Require View Setup permission to access Apex test data”. In API version 49.0 and later, when the field is set to `true`, users must have the View Setup and Configuration permission to access this object.

## Fields

Field Name	Description
<code>ApexClassId</code>	<p><b>Type</b> reference</p> <p><b>Properties</b> Create, Filter, Group, Sort</p> <p><b>Description</b> The Apex class whose tests are to be executed.</p>
<code>ApexTestSuiteId</code>	<p><b>Type</b> reference</p> <p><b>Properties</b> Create, Filter, Group, Sort</p> <p><b>Description</b> The test suite to which the Apex class is assigned.</p>

## Usage

Insert a `TestSuiteMembership` object using an API call to associate an Apex class with an `ApexTestSuite` object. (`ApexTestSuite` and `TestSuiteMembership` aren't editable through Apex DML.) To remove the class from the test suite, delete the `TestSuiteMembership` object. If you delete an Apex test class or test suite, all `TestSuiteMembership` objects that contain that class or suite are deleted.

The following SOQL query returns the membership object that relates this Apex class to this test suite.

```
SELECT Id FROM TestSuiteMembership WHERE ApexClassId = '01pD0000000Fhy9IAC'
AND ApexTestSuiteId = '05FD00000004CDBMA2'
```

SEE ALSO:

[ApexTestSuite](#)

# ThirdPartyAccountLink

---

Represents the list of external users who authenticated using an Auth. Provider. This object is available in API version 32.0 and later.

A list of third-party account links is generated when users of an organization authenticate using an external Auth. Provider. Use this object to list and revoke a given user's social sign-on connections (such as Facebook®).

## Supported Calls

`describeSObjects()`, `query()`

## Fields

Field Name	Details
Handle	<p><b>Type</b> string</p> <p><b>Properties</b> Filter, Nillable, Sort</p> <p><b>Description</b> The username in the third-party system.</p>
IsNotSsoUsable	<p><b>Type</b> boolean</p> <p><b>Properties</b> Defaulted on create, Filter, Group, Sort</p> <p><b>Description</b> Support for single sign-on.  If <i>true</i>, the link cannot be used for a single sign-on flow. It is only available OAuth access and refresh tokens.</p>
Provider	<p><b>Type</b> string</p> <p><b>Properties</b> Filter, Group, Nillable, Sort</p> <p><b>Description</b> The third-party account provider name.</p>
RemoteIdentifier	<p><b>Type</b> string</p> <p><b>Properties</b> Filter, Group, Nillable, Sort</p> <p><b>Description</b> The unique ID for the user in the third-party system.</p>

Field Name	Details
<code>SsoProvider</code>	<p><b>Type</b> <a href="#">AuthProvider</a> on page 367</p> <p><b>Properties</b> Filter, Group, Nillable, Sort</p> <p><b>Description</b> The foreign key to the AuthProvider of the third-party system.</p>
<code>SsoProviderId</code>	<p><b>Type</b> reference</p> <p><b>Properties</b> Filter, Group, Nillable, Sort</p> <p><b>Description</b> The ID associated with the <code>SsoProvider</code> value.</p>
<code>SsoProviderName</code>	<p><b>Type</b> string</p> <p><b>Properties</b> Filter, Group, Nillable, Sort</p> <p><b>Description</b> The name associated with the AuthProvider of the third-party system, in case the user has no access to the provider foreign key (the <code>SsoProvider</code> value).</p>
<code>ThirdPartyAccountLinkKey</code>	<p><b>Type</b> string</p> <p><b>Properties</b> Filter, Group, Nillable, Sort</p> <p><b>Description</b> A concatenated string including the organization ID, the <code>SsoProviderId</code> value, the <code>SsoProvider</code> value, and the <code>RemoteIdentifier</code> value.</p>
<code>UserId</code>	<p><b>Type</b> reference</p> <p><b>Properties</b> Filter, Group, Nillable, Sort</p> <p><b>Description</b> The Salesforce user associated with this third-party account link.</p>

## Usage

Administrators (with the “Manage Users” permission) querying this object can see all the links for all users in the organization. Without the “Manage Users” permission, users can only retrieve their own links. A user might not have access to the `SsoProvider` value (the foreign key). In this case, use the `SsoProviderName` to render the name of the provider for the associated link.

Use the Apex method `Auth.AuthToken.revokeAccess()` to revoke a link.

To make the `ThirdPartyAccountLink` standard object writable for Salesforce admins, contact Salesforce Customer Support. With this feature, you can easily add or delete third-party account links using the API, but you can’t update existing account links.

In API version 34.0 and later, this object was enhanced to help manage high instance counts. A `query()` call returns up to 500 rows. A `queryMore()` call returns 500 more, up to 2500 total. No more records are returned after 2500. To make sure that you don’t miss any records, issue a `COUNT()` query in a `SELECT` clause for `ThirdPartyAccountLink`. This query gives you the total number of records. If there are more than 2500 records, divide your query by filtering on fields, like `USERID`, to return subsets of less than 2500 records.

## ThreatDetectionFeedback

---

Represents feedback provided by a user about a Threat Detection event that occurred in your org. The feedback specifies whether the event was malicious, suspicious, not a threat, or unknown. Each `ThreatDetectionFeedback` object is associated with one of these Threat Detection storage events: `CredentialStuffingEventStore`, `ReportAnomalyEventStore`, or `SessionHijackingEventStore`. This object is available in API version 49.0 and later.

## Supported Calls

`create()`, `describeLayout()`, `describeSObjects()`, `getDeleted()`, `getUpdated()`, `query()`, `update()`, `upsert()`

## Fields

Field	Details
<code>LastReferencedDate</code>	<p><b>Type</b> dateTime</p> <p><b>Properties</b> Filter, Nillable, Sort</p> <p><b>Description</b> The timestamp for when the current user last viewed a record related to this record.</p>
<code>LastViewedDate</code>	<p><b>Type</b> dateTime</p> <p><b>Properties</b> Filter, Nillable, Sort</p> <p><b>Description</b> The timestamp for when the current user last viewed this record. If this value is null, it’s possible that this record was referenced (<code>LastReferencedDate</code>) and not viewed.</p>

Field	Details
Response	<p><b>Type</b> picklist</p> <p><b>Properties</b> Create, Filter, Group, Nillable, Restricted picklist, Sort, Update</p> <p><b>Description</b> Describes the severity of the threat. Possible values are:</p> <ul style="list-style-type: none"><li>• Malicious</li><li>• Not a Threat</li><li>• Suspicious</li><li>• Unknown</li></ul>
ThreatDetectionEventId	<p><b>Type</b> reference</p> <p><b>Properties</b> Create, Filter, Group, Nillable, Sort, Update</p> <p><b>Description</b> Reference to the unique ID of one of these associated Threat Detection storage events:</p> <ul style="list-style-type: none"><li>• <a href="#">CredentialStuffingEventStore</a></li><li>• <a href="#">ReportAnomalyEventStore</a></li><li>• <a href="#">SessionHijackingEventStore</a></li></ul> <p>For example, 0fjRM000000005p.</p>
ThreatDetectionFeedbackNumber	<p><b>Type</b> string</p> <p><b>Properties</b> Autonumber, Defaulted on create, Filter, idLookup, Sort</p> <p><b>Description</b> Auto-generated number used as the unique name for this object.</p>
UserId	<p><b>Type</b> reference</p> <p><b>Properties</b> Create, Filter, Group, Nillable, Sort, Update</p> <p><b>Description</b> The origin user's unique ID. For example, 00500000000123.</p>
Username	<p><b>Type</b> string</p>

Field	Details
	<p><b>Properties</b> Create, Filter, Group, Nillable, Sort, Update</p> <p><b>Description</b> The origin username in the format of <code>user@company.com</code> at the time the object was created.</p>

## Associated Object

This object has the following associated object. It's available in the same API version as this object.

### ThreatDetectionFeedbackFeed

Feed tracking is available for the object.

SEE ALSO:

[Salesforce Help: Threat Detection](#)

## TimeSheet

Represents a schedule of a service resource's time in field service. This object is available in API v47.0 and later.

Time sheets are composed of time sheet entries, which typically track individual tasks like travel or asset repair.

## Supported Calls

`create()`, `delete()`, `describeLayout()`, `describeSObjects()`, `getDeleted()`, `getUpdated()`, `query()`, `retrieve()`, `search()`, `undelete()`, `update()`, `upsert()`

## Special Access Rules

Field Service Lightning must be enabled.

## Fields

Field Name	Details
CurrencyIsoCode	<p><b>Type</b> picklist</p> <p><b>Properties</b> Create, Defaulted on create, Filter, Group, Nillable, Restricted picklist, Sort, Update</p> <p><b>Description</b> Available only if the multicurrency feature is enabled. Contains the ISO code for any currency allowed by the organization. The label in the user interface is <code>Currency ISO Code</code>.</p>



Field Name	Details
EndDate	<p><b>Type</b> date</p> <p><b>Properties</b> Create, Filter, Group, Sort, Update</p> <p><b>Description</b> The last day the time sheet covers.</p>
LastReferencedDate	<p><b>Type</b> dateTime</p> <p><b>Properties</b> Filter, Nillable, Sort</p> <p><b>Description</b> The timestamp for when the current user last viewed a record related to this record.</p>
LastViewedDate	<p><b>Type</b> dateTime</p> <p><b>Properties</b> Filter, Nillable, Sort</p> <p><b>Description</b> The timestamp for when the current user last viewed this record. If this value is null, this record might only have been referenced (<code>LastReferencedDate</code>) and not viewed.</p>
OwnerId	<p><b>Type</b> reference</p> <p><b>Properties</b> Create, Defaulted on create, Filter, Group, Sort, Update</p> <p><b>Description</b> The owner of the time sheet.</p>
ServiceResourceId	<p><b>Type</b> reference</p> <p><b>Properties</b> Create, Filter, Group, Sort, Update</p> <p><b>Description</b> The service resource whose time is being tracked with the time sheet.</p>
StartDate	<p><b>Type</b> date</p> <p><b>Properties</b> Create, Filter, Group, Sort, Update</p>

Field Name	Details
	<p><b>Description</b> The first day the time sheet covers.</p>
Status	<p><b>Type</b> picklist</p> <p><b>Properties</b> Create, Defaulted on create, Filter, Group, Nillable, Sort, Update</p> <p><b>Description</b> The status of the time sheet. The picklist includes the following values, which can be customized:</p> <ul style="list-style-type: none"> <li>• New</li> <li>• Submitted</li> <li>• Approved</li> </ul>
TimeSheetEntryCount	<p><b>Type</b> int</p> <p><b>Properties</b> Filter, Group, Nillable, Sort</p> <p><b>Description</b> (Read Only) The number of related time sheet entries.</p>
TimeSheetNumber	<p><b>Type</b> string</p> <p><b>Properties</b> Autonumber, Defaulted on create, Filter, idLookup, Sort</p> <p><b>Description</b> An auto-generated number identifying the time sheet.</p>
TotalDurationInHours	<p><b>Type</b> double</p> <p><b>Properties</b> Filter, Nillable, Sort</p> <p><b>Description</b> Represents the sum total of the duration field of all the time sheet entries related to the time sheet object in hours.</p>
TotalDurationInMinutes	<p><b>Type</b> int</p> <p><b>Properties</b> Filter, Group, Nillable, Sort</p>

Field Name	Details
	<p><b>Description</b></p> <p>Represents the sum total of the duration field of all the time sheet entries related to the time sheet object in minutes.</p>

## Associated Objects

This object has the following associated objects. Unless noted, they are available in the same API version as this object.

### TimeSheetFeed

Feed tracking is available for the object.

### TimeSheetHistory

History is available for tracked fields of the object.

### TimeSheetOwnerSharingRule

Sharing rules are available for the object.

### TimeSheetShare

Sharing is available for the object.

## TimeSheetEntry

Represents a span of time that a service resource spends on a field service task.

Time sheets are composed of time sheet entries. Time sheet entries typically track individual tasks like travel or asset repair.

## Supported Calls

`create()`, `delete()`, `describeLayout()`, `describeSObjects()`, `getDeleted()`, `getUpdated()`, `query()`, `retrieve()`, `search()`, `undelete()`, `update()`, `upsert()`

## Special Access Rules

Field Service Lightning must be enabled.

## Fields

Field Name	Details
CurrencyIsoCode	<p><b>Type</b></p> <p>picklist</p> <p><b>Properties</b></p> <p>Create, Defaulted on create, Filter, Group, Nillable, Restricted picklist, Sort, Update</p>

Field Name	Details
	<p><b>Description</b></p> <p>Available only if the multicurrency feature is enabled. Contains the ISO code for any currency allowed by the organization. The label in the user interface is <code>Currency ISO Code</code>.</p> <p>Time sheet entries inherit their time sheet's currency code. Updates to a time sheet's currency code aren't reflected in existing time sheet entries' currency code.</p>
Description	<p><b>Type</b></p> <p>textarea</p> <p><b>Properties</b></p> <p>Create, Nillable, Update</p> <p><b>Description</b></p> <p>Notes on how the time was spent. For example, "This service took longer than normal because the machine was jammed."</p>
EndTime	<p><b>Type</b></p> <p>dateTime</p> <p><b>Properties</b></p> <p>Create, Filter, Nillable, Sort, Update</p> <p><b>Description</b></p> <p>The date and time the activity finished.</p>
LastReferencedDate	<p><b>Type</b></p> <p>dateTime</p> <p><b>Properties</b></p> <p>Filter, Nillable, Sort</p> <p><b>Description</b></p> <p>The timestamp for when the current user last viewed a record related to this record.</p>
LastViewedDate	<p><b>Type</b></p> <p>dateTime</p> <p><b>Properties</b></p> <p>Filter, Nillable, Sort</p> <p><b>Description</b></p> <p>The timestamp for when the current user last viewed this record. If this value is null, this record might only have been referenced (<code>LastReferencedDate</code>) and not viewed.</p>
StartTime	<p><b>Type</b></p> <p>dateTime</p>

Field Name	Details
	<p><b>Properties</b> Create, Filter, Nillable, Sort, Update</p> <p><b>Description</b> The date and time the activity began.</p>
Status	<p><b>Type</b> picklist</p> <p><b>Properties</b> Create, Defaulted on create, Filter, Group, Nillable, Sort, Update</p> <p><b>Description</b> The status of the time sheet entry. The picklist includes the following values, which can be customized:</p> <ul style="list-style-type: none"> <li>• New</li> <li>• Submitted</li> <li>• Approved</li> </ul>
Subject	<p><b>Type</b> string</p> <p><b>Properties</b> Create, Filter, Group, Nillable, Sort, Update</p> <p><b>Description</b> Activity performed; for example, repair, lunch, or travel.</p>
TimeSheetEntryNumber	<p><b>Type</b> string</p> <p><b>Properties</b> Autonumber, Defaulted on create, Filter, Sort</p> <p><b>Description</b> An auto-generated number identifying the time sheet entry.</p>
TimeSheetId	<p><b>Type</b> reference</p> <p><b>Properties</b> Create, Filter, Group, Sort</p> <p><b>Description</b> The time sheet associated with the time sheet entry.</p>
Type	<p><b>Type</b> picklist</p> <p><b>Properties</b> Create, Defaulted on create, Filter, Group, Nillable, Sort, Update</p>

Field Name	Details
	<p><b>Description</b></p> <p>The type of work performed. The picklist includes the following values, which can be customized:</p> <ul style="list-style-type: none"> <li>• Direct</li> <li>• Indirect</li> </ul>
WorkOrderId	<p><b>Type</b></p> <p>reference</p> <p><b>Properties</b></p> <p>Create, Filter, Group, Nillable, Sort, Update</p> <p><b>Description</b></p> <p>The work order related to the time sheet entry. Work orders are searchable by their content.</p>
WorkOrderLineItemId	<p><b>Type</b></p> <p>reference</p> <p><b>Properties</b></p> <p>Create, Filter, Group, Nillable, Sort, Update</p> <p><b>Description</b></p> <p>The work order line item related to the time sheet entry. Work order line items are searchable by their content.</p>

## Associated Objects

This object has the following associated objects. Unless noted, they are available in the same API version as this object.

### TimeSheetEntryFeed

Feed tracking is available for the object.

### TimeSheetEntryHistory

History is available for tracked fields of the object.

## TimeSlot

Represents a period of time on a specified day of the week during which field service work can be performed in Field Service Lightning and Lightning Scheduler. Operating hours consist of one or more time slots. This object is available in API version 38.0 and later.

## Supported Calls

`create()`, `delete()`, `describeLayout()`, `getDeleted()`, `getUpdated()`, `query()`, `retrieve()`, `update()`, `upsert()`

## Fields

Field Name	Details
DayOfWeek	<p><b>Type</b> picklist</p> <p><b>Properties</b> Create, Defaulted on create, Filter, Group, Restricted picklist, Sort, Update</p> <p><b>Description</b> The day of the week when the time slot takes place.</p>
EndTime	<p><b>Type</b> time</p> <p><b>Properties</b> Create, Filter, Sort, Update</p> <p><b>Description</b> The time when the time slot ends.</p>
LastReferencedDate	<p><b>Type</b> dateTime</p> <p><b>Properties</b> Filter, Nillable, Sort</p> <p><b>Description</b> The timestamp for when the current user last viewed a record related to this record.</p>
LastViewedDate	<p><b>Type</b> dateTime</p> <p><b>Properties</b> Filter, Nillable, Sort</p> <p><b>Description</b> The timestamp for when the current user last viewed this record. If this value is null, this record might only have been referenced (<code>LastReferencedDate</code>) and not viewed.</p>
MaxAppointments	<p><b>Type</b> integer</p> <p><b>Properties</b> Create, Defaulted on create, Filter, Group, Nillable, Sort, Update</p> <p><b>Description</b> Maximum number of appointments for a single time slot. Available in API version 47.0 and later.</p>

Field Name	Details
OperatingHoursId	<p><b>Type</b> reference</p> <p><b>Properties</b> Create, Filter, Group, Sort</p> <p><b>Description</b> The operating hours that the time slot belongs to. An operating hours' time slots appear in the Operating Hours related list.</p>
StartTime	<p><b>Type</b> time</p> <p><b>Properties</b> Create, Filter, Sort, Update</p> <p><b>Description</b> The time when the time slot starts.</p>
TimeSlotNumber	<p><b>Type</b> string</p> <p><b>Properties</b> Autonumber, Defaulted on create, Filter, idLookup, Sort</p> <p><b>Description</b> The name of the time slot. The name is auto-populated to a day and time format—for example, <code>Monday 9:00 AM - 10:00 PM</code>—but you can manually update it if you wish.</p>
Type	<p><b>Type</b> picklist</p> <p><b>Properties</b> Create, Defaulted on create, Filter, Group, Restricted picklist, Sort, Update</p> <p><b>Description</b> The type of time slot. Possible values are <i>Normal</i> and <i>Extended</i>. You may choose to use <i>Extended</i> to represent overtime shifts.</p>
WorkTypeGroupId	<p><b>Type</b> reference</p> <p><b>Properties</b> Create, Filter, Group, Nillable, Sort, Update</p> <p><b>Description</b> Work type group assigned to the time slot. Available in API version 47.0 and later.</p>



## Usage

Operating hours are composed of time slots, which indicate the hours of operation for a particular day. After you create operating hours, create time slots for each day. For example, if the operating hours should be 8 AM to 5 PM Monday through Friday, create five time slots, one per day. To reflect breaks such as lunch hours, create multiple time slots in a day: for example, *Monday 8:00 AM - 12:00 PM* and *Monday 1:00 PM - 5:00 PM*.



**Tip:** Time slots don't come with any built-in rules, but you can create Apex triggers that limit time slot settings in your org. For example, you may want to restrict the start and end times on time slots to half-hour increments, or to prohibit end times later than 8 PM.

## TimeSlotHistory

---

Represents the history of changes made to tracked fields on a time slot. This object is available in API version 38.0 and later.

## Supported Calls

`getDeleted()`, `getUpdated()`, `query()`, `retrieve()`

## Special Access Rules

Field Service Lightning must be enabled in your organization, and field tracking for time slot fields must be configured.

## Fields

Field Name	Details
Field	<p><b>Type</b> picklist</p> <p><b>Properties</b> Filter, Group, Restricted picklist, Sort</p> <p><b>Description</b> The name of the field that was changed.</p>
NewValue	<p><b>Type</b> anyType</p> <p><b>Properties</b> Nillable, Sort</p> <p><b>Description</b> The new value of the field that was changed.</p>
OldValue	<p><b>Type</b> anyType</p> <p><b>Properties</b> Nillable, Sort</p>

Field Name	Details
	<p><b>Description</b></p> <p>The value of the field before it was changed.</p>
TimeSlotId	<p><b>Type</b></p> <p>reference</p> <p><b>Properties</b></p> <p>Filter, Group, Sort</p> <p><b>Description</b></p> <p>ID of the time slot being tracked. The history is displayed on the detail page for this record.</p>

## Topic


Represents a topic on a Chatter post or record. This object is available in API version 28.0 and later.

## Supported Calls

`create()`, `delete()`, `describeSObjects()`, `query()`, `retrieve()`, `search()`, `update()`, `upsert()`

## Fields

Field Name	Details
Description	<p><b>Type</b></p> <p>string</p> <p><b>Properties</b></p> <p>Create, Filter, Nillable, Sort, Update</p> <p><b>Description</b></p> <p>Description of the topic.</p>
ManagedTopicType	<p><b>Type</b></p> <p>string</p> <p><b>Properties</b></p> <p>Filter, Group, Nillable, Sort</p> <p><b>Description</b></p> <p>Type of managed topic. Values are:</p> <ul style="list-style-type: none"> <li>• Content</li> <li>• Featured</li> <li>• Navigational</li> </ul> <p>This field is available in API version 44.0 and later.</p>

Field Name	Details
Name	<p><b>Type</b> string</p> <p><b>Properties</b> Create, Filter, Group, idLookup, Sort, Update</p> <p> <b>Note:</b> You can change only the spacing and capitalization of a topic name with the update property.</p> <p><b>Description</b> Name of the topic.</p>
NetworkId	<p><b>Type</b> reference</p> <p><b>Properties</b> Create, Filter, Nillable, Sort</p> <p><b>Description</b> Identifier of the community to which the topic belongs. This field is available only if Salesforce Communities is enabled in your organization.</p>
TalkingAbout	<p><b>Type</b> int</p> <p><b>Properties</b> Filter, Group, Sort</p> <p><b>Description</b> Number of people talking about the topic over the last two months, based on factors such as topic additions and comments on posts with the topic.</p>

## Usage

Use this object to query a specific topic or to get a list of all topics, even those used solely in private groups and on records, and the number of people talking about them.

Use this object to create, edit, or delete topics. To create a topic, you must have the “Create Topics” permission. To edit a topic, you must have the “Edit Topics” permission. To delete a topic, you must have the “Delete Topics” or “Modify All Data” permission.

## Associated Objects

This object has the following associated objects. Unless noted, they are available in the same API version as this object.

### TopicFeed (API version 29.0)

Feed tracking is available for the object.

## TopicAssignment


Represents the assignment of a topic to a specific feed item, record, or file. This object is available in API version 28.0 and later.

Administrators must enable topics for objects before users can add topics to records of that object type. Topics for most objects are available in API version 30.0 and later. Topics for ContentDocument are available in API version 37.0 and later.

## Supported Calls

`create()`, `describeSObjects()`, `delete()`, `getDeleted()`, `getUpdate()`, `query()`, `retrieve()`

## Fields

Field Name	Details
<code>EntityId</code>	<p><b>Type</b> reference</p> <p><b>Properties</b> Create, Filter, Group, Sort</p> <p><b>Description</b> Identifier of the feed item, record, or file.</p>
<code>EntityKeyPrefix</code>	<p><b>Type</b> string</p> <p><b>Properties</b> Filter, Group, idLookup, Sort</p> <p><b>Description</b> The first three digits of the <code>EntityID</code> field, which identify the object type (account, opportunity, etc). This read-only field is available in API version 32.0 and later.  Interface label is "Record Key Prefix," which appears only in reports.</p>
<code>EntityType</code>	<p><b>Type</b> string</p> <p><b>Properties</b> Filter, Group, Nillable, Sort</p> <p><b>Description</b> The standard name for the object type (account, opportunity, etc). This read-only field is available in API version 33.0 and later.  Interface label is "Object Type," which appears only in reports.</p> <p> <b>Tip:</b> In most cases, you should use this field rather than <code>EntityKeyPrefix</code>, which exists primarily to support older reports.</p>
<code>NetworkId</code>	<p><b>Type</b> reference</p> <p><b>Properties</b> Create, Filter, Group, Nillable, Sort</p>

Field Name	Details
	<p><b>Description</b></p> <p>Identifier of the <a href="#">community</a> to which the TopicAssignment belongs. This field is available only if Salesforce Communities is enabled in your organization.</p>
TopicId	<p><b>Type</b></p> <p>reference</p> <p><b>Properties</b></p> <p>Create, Filter, Group, Sort</p> <p><b>Description</b></p> <p>Identifier of the topic.</p>

## Usage

Use this object to query the assignments of topics to feed items, records, or files. To assign or remove topics, you must have the “Assign Topics” permission.

In SOQL `SELECT` syntax, this object supports nested semi-joins, allowing queries on Knowledge articles assigned to specific topics. For example:

```
SELECT parentId FROM KnowledgeArticleViewStat
  WHERE parentId in (SELECT KnowledgeArticleId FROM KnowledgeArticleVersion
  WHERE publishStatus = 'Online' AND language = 'en_US'
  AND Id in (select EntityId from TopicAssignment where TopicId ='0T0xx0000000xxx'))
```

No SOQL limit if logged-in user has “View All Data” permission. If not, do one of the following:

- Specify a `LIMIT` clause of 1,100 records or fewer.
- Filter on `Id` or `Entity` when using a `WHERE` clause with “=”.

SEE ALSO:

- [Topic](#)
- [FeedItem](#)

## TopicLocalization—Beta

Represents the translated version of a topic name. Topic localization applies only to navigational and featured topics in communities. This object is available in API version 33.0 and later.

## Supported Calls

`create()`, `delete()`, `describeSObjects()`, `getDeleted()`, `getUpdated()`, `query()`, `retrieve()`, `update()`, `upsert()`

## Special Access Rules

Users with the Translation Workbench enabled can view topic translations, but the “Customize Application,” “Manage Translation,” or “Manage Categories” permission is required to create or update them.

## Fields

Field Name	Details
Language	<p><b>Type</b> picklist</p> <p><b>Properties</b> Create, Filter, Group, Restricted picklist, Sort</p> <p><b>Description</b> The combined language and locale ISO code, which controls the language for labels displayed in an application. (The values in this field are not related to the default locale selection.)</p> <p>This picklist contains the following fully-supported languages:</p> <ul style="list-style-type: none"> <li>• Chinese (Simplified): zh_CN</li> <li>• Chinese (Traditional): zh_TW</li> <li>• Danish: da</li> <li>• Dutch: nl_NL</li> <li>• English: en_US</li> <li>• Finnish: fi</li> <li>• French: fr</li> <li>• German: de</li> <li>• Italian: it</li> <li>• Japanese: ja</li> <li>• Korean: ko</li> <li>• Norwegian: no</li> <li>• Portuguese (Brazil): pt_BR</li> <li>• Russian: ru</li> <li>• Spanish: es</li> <li>• Spanish (Mexico): es_MX Spanish (Mexico) defaults to Spanish for customer-defined translations.</li> <li>• Swedish: sv</li> <li>• Thai: th The Salesforce user interface is fully translated to Thai, but Help is in English.</li> </ul> <p>The following end-user only languages are available.</p> <ul style="list-style-type: none"> <li>• Arabic: ar</li> <li>• Bulgarian: bg</li> </ul>

**Field Name****Details**

- Croatian: `hr`
- Czech: `cs`
- English (UK): `en_GB`
- Greek: `el`
- Hebrew: `iw`
- Hungarian: `hu`
- Indonesian: `in`
- Polish: `pl`
- Portuguese (European): `pt_PT`
- Romanian: `ro`
- Slovak: `sk`
- Slovenian: `sl`
- Turkish: `tr`
- Ukrainian: `uk`
- Vietnamese: `vi`

The following platform languages are available for organizations that use Salesforce exclusively as a platform.

- Albanian: `sq`
- Afrikaans: `af`
- Arabic (Algeria): `ar_DZ`
- Arabic (Bahrain): `ar_BH`
- Arabic (Egypt): `ar_EG`
- Arabic (Iraq): `ar_IQ`
- Arabic (Jordan): `ar_JO`
- Arabic (Kuwait): `ar_KW`
- Arabic (Lebanon): `ar_LB`
- Arabic (Libya): `ar_LY`
- Arabic (Morocco): `ar_MA`
- Arabic (Oman): `ar_OM`
- Arabic (Qatar): `ar_QA`
- Arabic (Saudi Arabia): `ar_SA`
- Arabic (Sudan): `ar_SD`
- Arabic (Syria): `ar_SY`
- Arabic (Tunisia): `ar_TN`
- Arabic (United Arab Emirates): `ar_AE`
- Arabic (Yemen): `ar_YE`
- Armenian: `hy`
- Basque: `eu`

**Field Name****Details**

- 
- Bosnian: `bs`
  - Bengali: `bn`
  - Burmese: `my`
  - Catalan: `ca`
  - Chinese (Hong Kong): `zh_HK`
  - Chinese (Singapore): `zh_SG`
  - Dutch (Belgium): `n1_BE`
  - English (Australia): `en_AU`
  - English (Canada): `en_CA`
  - English (Hong Kong): `en_HK`
  - English (India): `en_IN`
  - English (Ireland): `en_IE`
  - English (Malaysia): `en_MY`
  - English (New Zealand): `en_NZ`
  - English (Philippines): `en_PH`
  - English (Singapore): `en_SG`
  - English (South Africa): `en_ZA`
  - Estonian: `et`
  - Farsi: `fa`
  - French (Belgium): `fr_BE`
  - French (Canada): `fr_CA`
  - French (Luxembourg): `fr_LU`
  - French (Switzerland): `fr_CH`
  - Georgian: `ka`
  - German (Austria): `de_AT`
  - German (Belgium): `de_BE`
  - German (Luxembourg): `de_LU`
  - German (Switzerland): `de_CH`
  - Gujarati: `gu`
  - Hindi: `hi`
  - Icelandic: `is`
  - Irish: `ga`
  - Italian (Switzerland): `it_CH`
  - Kannada: `kn`
  - Latvian: `lv`
  - Lithuanian: `lt`
  - Luxembourgish: `lb`
  - Macedonian: `mk`
-



**Field Name****Details**

- 
- Malay: ms
  - Malayalam: ml
  - Maltese: mt
  - Marathi: mr
  - Montenegrin: sh\_ME
  - Romanian (Moldova): ro\_MD
  - Romansh: rm
  - Serbian (Cyrillic): sr
  - Serbian (Latin): sh
  - Spanish (Argentina): es\_AR
  - Spanish (Bolivia): es\_BO
  - Spanish (Chile): es\_CL
  - Spanish (Colombia): es\_CO
  - Spanish (Costa Rica): es\_CR
  - Spanish (Dominican Republic): es\_DO
  - Spanish (Ecuador): es\_EC
  - Spanish (El Salvador): es\_SV
  - Spanish (Guatemala): es\_GT
  - Spanish (Honduras): es\_HN
  - Spanish (Nicaragua): es\_NI
  - Spanish (Panama): es\_PA
  - Spanish (Paraguay): es\_PY
  - Spanish (Peru): es\_PE
  - Spanish (Puerto Rico): es\_PR
  - Spanish (United States): es\_US
  - Spanish (Uruguay): es\_UY
  - Spanish (Venezuela): es\_VE
  - Swahili: sw
  - Tagalog: tl
  - Tamil: ta
  - Te reo: mi
  - Telugu: te
  - Urdu: ur
  - Welsh: cy
  - Xhosa: xh
  - Zulu: zu
-

Field Name	Details
NamespacePrefix	<p><b>Type</b> string</p> <p><b>Properties</b> Filter, Group, Nillable, Sort</p> <p><b>Description</b> The namespace prefix that is associated with this object. Each Developer Edition org that creates a managed package has a unique namespace prefix. Limit: 15 characters. You can refer to a component in a managed package by using the <b><i>namespacePrefix__componentName</i></b> notation.</p> <p>The namespace prefix can have one of the following values.</p> <ul style="list-style-type: none"> <li>• In Developer Edition orgs, <code>NamespacePrefix</code> is set to the namespace prefix of the org for all objects that support it, unless an object is in an installed managed package. In that case, the object has the namespace prefix of the installed managed package. This field's value is the namespace prefix of the Developer Edition org of the package developer.</li> <li>• In orgs that are not Developer Edition orgs, <code>NamespacePrefix</code> is set only for objects that are part of an installed managed package. All other objects have no namespace prefix.</li> </ul>
ParentId	<p><b>Type</b> reference</p> <p><b>Properties</b> Create, Filter, Group, Sort</p> <p><b>Description</b> ID that identifies the topic. After a <code>TopicLocalization</code> record is created, this ID can't be modified.</p>
Value	<p><b>Type</b> string</p> <p><b>Properties</b> Create, Filter, Sort, Update</p> <p><b>Description</b> The translated text for the topic name. Label is <b>Topic Name Translation</b>.</p>

## TopicUserEvent

---

Represents an action (such as comment, post, like, or share) made by a user on a topic. This object is available in API version 42.0 and later.

## Supported Calls

`delete()`, `query()`, `retrieve()`

## Special Access Rules

Only users with the "Modify All Data" permission can view and delete these data.

## Fields

Field	Details
ActionEnum	<p><b>Type</b> picklist</p> <p><b>Properties</b> Filter, Group, Restricted picklist, Sort</p> <p><b>Description</b> The action taken by a user on a topic. The possible values are:</p> <ul style="list-style-type: none"> <li>• LIKE</li> <li>• COMMENT</li> <li>• POST</li> <li>• ASSIGN</li> <li>• SHARE</li> <li>• FAVORITE</li> <li>• UNFAVORITE</li> <li>• AT_MENTION</li> <li>• BANG_MENTION</li> <li>• COMMENT_LIKE</li> <li>• USER_ENDORSEMENT</li> <li>• SKILL_PEER_ENDORSEMENT</li> <li>• SKILL_SELF_ENDORSEMENT</li> <li>• BEST_ANSWER</li> </ul>
NetworkID	<p><b>Type</b> reference</p> <p><b>Properties</b> Filter, Group, Nillable, Sort</p> <p><b>Description</b> ID of the network (community) where the action was performed.</p>
TopicId	<p><b>Type</b> reference</p>

Field	Details
	<p><b>Properties</b> Filter, Group, Sort</p> <p><b>Description</b> Identifier of the topic.</p>
UserId	<p><b>Type</b> reference</p> <p><b>Properties</b> Filter, Group, Sort</p> <p><b>Description</b> Unique Salesforce user ID.</p>

## Usage

Use the TopicUserEvent object to delete topic-related activities by community users who would like all their topic-related activities to be removed from a community.

## TransactionSecurityPolicy

Represents a transaction security policy definition.

This object is available in API version 42.0 and later.

## Supported Calls

`create()`, `delete()`, `query()`, `retrieve()`, `update()`, `upsert()`

## Fields

Field	Details
ActionConfig	<p><b>Type</b> textarea</p> <p><b>Properties</b> Create, Update</p> <p><b>Description</b> Describes the action to take when the matching Transaction Security policy is triggered. Also indicates the type of notifications selected and the ID of the intended recipient. The recipient must be active and assigned the Modify All Data and View Setup user permissions. Multiple actions can be taken. The actions available depend on the <a href="#">Event Type</a> field.</p>

Field	Details
ApexPolicyId	<p><b>Type</b> reference</p> <p><b>Properties</b> Create, Filter, Group, Nillable, Sort, Update</p> <p><b>Description</b> Represents the Apex <code>TxnSecurity.PolicyCondition</code> or <code>TxnSecurity.EventCondition</code> interface for this policy.</p>
BlockMessage	<p><b>Type</b> string</p> <p><b>Properties</b> Create, Filter, Nillable, Sort, Update</p> <p><b>Description</b> The custom message a user receives when their action is blocked by a policy. Used in Real-Time Event Monitoring only. Maximum of 1000 characters. This field appears as null when the default message option is selected and is available only when <code>EventName</code> is set to <code>ApiEvent</code>, <code>ListViewEvent</code>, or <code>ReportEvent</code>. Available in API version 49.0 and later.</p>
Description	<p><b>Type</b> string</p> <p><b>Properties</b> Create, Filter, Nillable, Sort, Update</p> <p><b>Description</b> The description entered for this policy.</p>
DeveloperName	<p><b>Type</b> string</p> <p><b>Properties</b> Create, Filter, Group, Sort, Update</p> <p><b>Description</b> The API, or program name, for this policy.</p>
EventName	<p><b>Type</b> picklist</p> <p><b>Properties</b> Create, Filter, Group, Nillable, Restricted picklist, Sort, Update</p> <p><b>Description</b> Used in Real-Time Event Monitoring only. Indicates the name of the event the policy monitors. Valid values are:</p> <ul style="list-style-type: none"> <li>• <code>ApiEvent</code>—Tracks these user-initiated read-only API calls: <code>query()</code>, <code>queryMore()</code>, and <code>count()</code>. Captures API requests through SOAP API, REST API,</li> </ul>

Field	Details
	<p>and Bulk API for the Enterprise and Partner WSDLs. Tooling API calls and API calls originating from a Salesforce mobile app aren't captured.</p> <ul style="list-style-type: none"> <li>• <b>CredentialStuffingEventStore</b>—Tracks when a user successfully logs into Salesforce during an identified credential stuffing attack. Credential stuffing refers to large-scale automated login requests using stolen user credentials. This value is available in API 49.0 and later.</li> <li>• <b>ListViewEvent</b>—Tracks when users access data with list views using Lightning Experience, Salesforce Classic, or the API. It doesn't track list views of Setup entities.</li> <li>• <b>LoginEvent</b>—LoginEvent tracks the login activity of users who log in to Salesforce.</li> <li>• <b>ReportAnomalyEventStore</b>—Tracks anomalies in how users run or export reports, including unsaved reports. This value is available in API 49.0 and later.</li> <li>• <b>ReportEvent</b>—Tracks when reports are run in your org.</li> <li>• <b>SessionHijackingEventStore</b>—Tracks when unauthorized users gain ownership of a Salesforce user's session with a stolen session identifier. To detect such an event, Salesforce evaluates how significantly a user's current browser fingerprint diverges from the previously known fingerprint using a probabilistically inferred significance of change. This value is available in API 49.0 and later.</li> </ul>
EventType	<p><b>Type</b> picklist</p> <p><b>Properties</b> Create, Filter, Group, Nillable, Restricted picklist, Sort, Update</p> <p><b>Description</b> Used in Legacy Transaction Security only. Indicates the type of event the policy monitors. Valid values are:</p> <ul style="list-style-type: none"> <li>• <b>AccessResource</b>—Notifies you when the selected resource has been accessed.</li> <li>• <b>AuditTrail</b>—Reserved for future use.</li> <li>• <b>DataExport</b>—Notifies you when any API query is made, such as from the Data Loader API client, or when a Report export occurs.</li> <li>• <b>Entity</b>—Notifies you on use of an object type such as an authentication provider or chatter post.</li> <li>• <b>Login</b>—Notifies you when a user logs in.</li> </ul>
ExecutionUserId	<p><b>Type</b> reference</p> <p><b>Properties</b> Create, Filter, Group, Nillable, Sort, Update</p> <p><b>Description</b> Used in Legacy Transaction Security only. The ID of an active user who is assigned the Modify All Data and View Setup user permissions.</p>

Field	Details
MasterLabel	<p><b>Type</b> string</p> <p><b>Properties</b> Create, Filter, Group, Sort, Update</p> <p><b>Description</b> The policy's name.</p>
NamespacePrefix	<p><b>Type</b> string</p> <p><b>Properties</b> Filter, Group, Nillable, Sort</p> <p><b>Description</b> The namespace prefix associated with this object. Each Developer Edition organization that creates a managed package has a unique namespace prefix. Limit: 15 characters. You can refer to a component in a managed package by using the <b><i>namespacePrefix__componentName</i></b> notation.</p> <p>The namespace prefix can have one of the following values:</p> <ul style="list-style-type: none"> <li>• In Developer Edition organizations, the namespace prefix is set to the namespace prefix of the organization for all objects that support it. There is an exception if an object is in an installed managed package. In that case, the object has the namespace prefix of the installed managed package. This field's value is the namespace prefix of the Developer Edition organization of the package developer.</li> <li>• In organizations that are not Developer Edition organizations, <code>NamespacePrefix</code> is only set for objects that are part of an installed managed package. There is no namespace prefix for all other objects.</li> </ul>
ResourceName	<p><b>Type</b> string</p> <p><b>Properties</b> Create, Filter, Group, Nillable, Sort, Update</p> <p><b>Description</b> Used in Legacy Transaction Security only. A resource used to narrow down the conditions under which the policy triggers. For example, with a <code>DataExport</code> event, you can select a resource <code>Lead</code> to specifically monitor export activity occurring on your <code>Lead</code> entities. The resources available depend on the <code>EventType</code> field.</p>
State	<p><b>Type</b> picklist</p> <p><b>Properties</b> Create, Filter, Group, Restricted picklist, Sort, Update</p> <p><b>Description</b> Indicates whether the policy is active. Valid values are:</p>

Field	Details
	<ul style="list-style-type: none"> <li>Disabled</li> <li>Enabled</li> </ul>
Type	<p><b>Type</b> picklist</p> <p><b>Properties</b> Create, Filter, Group, Restricted picklist, Sort, Update</p> <p><b>Description</b> The type of validation that the policy uses. The valid values are:</p> <ul style="list-style-type: none"> <li>CustomApexPolicy— Created with Apex editor.</li> <li>CustomConditionBuilderPolicy— Created with Condition Builder</li> </ul>

## TwoFactorInfo

Stores a user's secret for two-factor operations. Use this object when customizing two-factor authentication in your organization. This object is available in API version 32.0 and later.

## Supported Calls

`create()`, `delete()`, `describeSObjects()`, `query()`, `retrieve()`, `update()`, `upsert()`


## Special Access Rules

You need the "Manage Two-Factor Authentication in API" permission to create or update this object.

## Fields

Field Name	Details
SharedKey	<p><b>Type</b> string</p> <p><b>Properties</b> Create, Group, Sort, Update</p> <p><b>Description</b> This field is never read-enabled, though it is write-enabled. A request for this value always returns null. The value must be a base32-encoded string of a 20-byte secret.</p>



Field Name	Details
	<p>You can use the Apex method <code>Auth.SessionManagement.getQrCode()</code> to get a value to write to this field.</p> <p> <b>Note:</b> If you write a secret to this field, in API version 37.0 and later the user gets an email notification that a new identity verification method was added to the user's account.</p>
Type	<p><b>Type</b> picklist</p> <p><b>Properties</b> Create, Filter, Group, Restricted picklist, Sort, Update</p> <p><b>Description</b> The two-factor method.</p> <ul style="list-style-type: none"> <li>• <code>TOTP</code>—The time-based one-time password.</li> </ul>
UserId	<p><b>Type</b> reference</p> <p><b>Properties</b> Create, Filter, Group, Nillable, Sort, Update</p> <p><b>Description</b> The ID for the user who's associated with the authentication secret.</p>

## TwoFactorMethodsInfo

Stores information about which identity verification methods a user has registered. This object is available in API version 37.0 and later.

### Supported Calls

`describeSObjects()`, `query()`

### Special Access Rules

You need the "Manage Two-Factor Authentication in API" permission to access this object.

### Fields

Field Name	Details
ExternalId	<p><b>Type</b> string</p>

Field Name	Details
	<p><b>Properties</b> Filter, Group, Nillable, Sort</p> <p><b>Description</b> A unique system-generated numerical identifier for the user.</p>
HasSalesforceAuthenticator	<p><b>Type</b> boolean</p> <p><b>Properties</b> Defaulted on create, Filter, Group, Sort</p> <p><b>Description</b> If <code>true</code>, the user has connected the Salesforce Authenticator mobile app. The user can verify identity by approving a notification sent to the app. If the user sets a trusted location in the app, Salesforce Authenticator verifies automatically when the user is in the trusted location.</p>
HasTempCode	<p><b>Type</b> boolean</p> <p><b>Properties</b> Defaulted on create, Filter, Group, Sort</p> <p><b>Description</b> If <code>true</code>, the user has a temporary verification code generated by a Salesforce admin or user with "Manage Two-Factor Authentication in User Interface" permission.</p>
HasTotp	<p><b>Type</b> boolean</p> <p><b>Properties</b> Defaulted on create, Filter, Group, Sort</p> <p><b>Description</b> If <code>true</code>, the user has connected an authenticator app that generates verification codes, also known as time-based one-time passwords (TOTP). The user can verify identity by entering a code generated by the app.</p>
HasU2F	<p><b>Type</b> boolean</p> <p><b>Properties</b> Defaulted on create, Filter, Group, Sort</p> <p><b>Description</b> If <code>true</code>, the user has registered a U2F security key. The user can verify identity by inserting the security key into a USB port to generate credentials.</p>

Field Name	Details
HasUserVerifiedEmailAddress	<p><b>Type</b> boolean</p> <p><b>Properties</b> Defaulted on create, Filter, Group, Sort</p> <p><b>Description</b> If <code>true</code>, the user has self-registered and verified an email address. This parameter is available in API version 43 and later.</p>
HasUserVerifiedMobileNumber	<p><b>Type</b> boolean</p> <p><b>Properties</b> Defaulted on create, Filter, Group, Sort</p> <p><b>Description</b> If <code>true</code>, the user has self-registered and verified a mobile phone number. Salesforce can text a verification code to the user at that number. This parameter is available in API version 43 and later.</p>
HasVerifiedMobileNumber	<p><b>Type</b> boolean</p> <p><b>Properties</b> Defaulted on create, Filter, Group, Sort</p> <p><b>Description</b> If <code>true</code>, the user has a mobile phone number that was added by an administrator or self-registered by the user. Salesforce can text a verification code to the user at that number.</p>
UserId	<p><b>Type</b> reference</p> <p><b>Properties</b> Filter, Group, Nillable, Sort</p> <p><b>Description</b> ID of the user who's associated with the identity verification methods.</p>

## TwoFactorTempCode

Stores information about a user's temporary identity verification code. This object is available in API version 37.0 and later.

### Supported Calls

`describeSObjects()`, `query()`, `retrieve()`

## Special Access Rules

You need the “Manage Two-Factor Authentication in API” permission to access this object.

### Fields

Field Name	Details
Expiration	<p><b>Type</b> dateTime</p> <p><b>Properties</b> Filter, Sort</p> <p><b>Description</b> The date and time when the temporary verification code expires. The code expires in 1 to 24 hours after it’s generated. Salesforce admins and non-admin users with the “Manage Two-Factor Authentication in User Interface” permission set the expiration time when generating the code.</p>
Identifier	<p><b>Type</b> string</p> <p><b>Properties</b> Filter, Group, Sort</p> <p><b>Description</b> The unique identifier for the temporary code. This is a required field that can take any value.</p>
TempCode	<p><b>Type</b> encryptedstring</p> <p><b>Description</b> A request for this value always returns <code>null</code>.</p>
UserId	<p><b>Type</b> reference</p> <p><b>Properties</b> Filter, Group, Sort</p> <p><b>Description</b> The ID for the user who’s associated with the temporary verification code.</p>

## UiFormulaCriterion

Represents a filter that helps define component visibility on a Lightning page. This object is available in API version 47.0 and later.

## Supported Calls

describeSObjects(), query(), retrieve()

## Fields

Field	Details
LeftHandSide	<p><b>Type</b> string</p> <p><b>Properties</b> Filter, Group, Sort</p> <p><b>Description</b> Represents the field that the filter is based on. For example, <code>AMOUNT</code>.</p>
OperatorId	<p><b>Type</b> string</p> <p><b>Properties</b> Filter, Group, Nillable, Sort</p> <p><b>Description</b> Represents the filter operator. Valid values are:</p> <ul style="list-style-type: none"> <li>• <code>CONTAINS</code></li> <li>• <code>EQUAL</code></li> <li>• <code>GE</code>—greater than or equal</li> <li>• <code>GT</code>—greater than</li> <li>• <code>LE</code>—less than or equal</li> <li>• <code>LT</code>—less than</li> <li>• <code>NE</code>—not equal</li> </ul>
ParentKeyPrefix	<p><b>Type</b> string</p> <p><b>Properties</b> Filter, Group, Nillable, Sort</p> <p><b>Description</b> Represents the three-digit prefix of the parent ID.</p>
RightHandSide	<p><b>Type</b> string</p> <p><b>Properties</b> Filter, Group, Nillable, Sort</p> <p><b>Description</b> Represents the value used to evaluate the component's visibility. For example, <code>1000000</code>.</p>

Field	Details
RuleId	<p><b>Type</b> reference</p> <p><b>Properties</b> Filter, Group, Sort</p> <p><b>Description</b> Represents the formula rule ID.</p>

## UiFormulaRule

Represents a set of one or more filters that define the conditions under which a component displays on a Lightning page. This object is available in API version 47.0 and later.

### Supported Calls

`describeSObjects()`, `query()`, `retrieve()`

### Fields

Field	Details
AssociatedElementId	<p><b>Type</b> reference</p> <p><b>Properties</b> Filter, Group, Nillable, Sort</p> <p><b>Description</b> Represents a parent component that UiFormulaRule is associated with, such as PromptVersion.</p>
BooleanFilter	<p><b>Type</b> string</p> <p><b>Properties</b> Filter, Group, Nillable, Sort</p> <p><b>Description</b> Represents the filter logic applied to UiFormulaRule. References the UI formula rule stored by UiFormulaCriterion based on the sortIndex, such as ((1 &amp;&amp; 3)    2).</p>
DeveloperName	<p><b>Type</b> string</p> <p><b>Properties</b> Filter, Group, Sort</p>

Field	Details
	<p><b>Description</b> Represents the API name of the UiFormulaRule.</p>
Formula	<p><b>Type</b> textarea</p> <p><b>Properties</b> Nillable</p> <p><b>Description</b> Represents the formula source string of UiFormulaRule.</p>
Language	<p><b>Type</b> picklist</p> <p><b>Properties</b> Filter, Group, Restricted picklist, Sort</p> <p><b>Description</b> Represents the language of the UiFormulaRule.</p>
MasterLabel	<p><b>Type</b> string</p> <p><b>Properties</b> Filter, Group, Sort</p> <p><b>Description</b> Required. Represents the label of the UiFormulaRule.</p>
ParentKeyPrefix	<p><b>Type</b> string</p> <p><b>Properties</b> Filter, Group, Nillable, Sort</p> <p><b>Description</b> Represents the three-digit prefix for AssociatedElementId.</p>

## UndecidedEventRelation

---

Represents event participants (invitees or attendees) with the status `Not Responded` for a given event. This object is available in API versions 29.0 and later.

### Supported Calls

`describeSObjects()`, `query()`, `retrieve()`

## Fields

Field Name	Details
EventId	<p><b>Type</b> reference</p> <p><b>Properties</b> Filter, Group, Nillable, Sort</p> <p><b>Description</b> Indicates the ID of the event.</p>
RelationId	<p><b>Type</b> reference</p> <p><b>Properties</b> Filter, Group, Nillable, Sort</p> <p><b>Description</b> Indicates the ID of the invitee.</p>
RespondedDate	<p><b>Type</b> dateTime</p> <p><b>Properties</b> Filter, Nillable, Sort</p> <p><b>Description</b> This field is always null.</p>
Response	<p><b>Type</b> string</p> <p><b>Properties</b> Filter, Group, Nillable, Sort</p> <p><b>Description</b> Indicates the content of the response field. Label is Comment.</p>
Type	<p><b>Type</b> string</p> <p><b>Properties</b> Filter, Group, Nillable, Sort</p> <p><b>Description</b> Indicates whether the invitee is a user, lead or contact, or resource.</p>



## Usage

### Query invitees who have not responded to an invitation to an event

```
SELECT eventId, type, response FROM UndecidedEventRelation WHERE
eventId='00UTD000000ZH5LA'
```

SEE ALSO:

[AcceptedEventRelation](#)

[DeclinedEventRelation](#)

## User

---

Represents a user in your organization.

## Supported Calls

`create()`, `describeLayout()`, `describeSObjects()`, `getDeleted()`, `getUpdated()`, `query()`, `retrieve()`, `search()`, `update()`, `upsert()`

## Special Access Rules

- To create or update a User record, you must have the “Manage Internal Users” permission. If the user is a Customer Portal user, you must have the “Manage Customer Users” permission. If the user is a partner portal user, you must have the “Manage External Users” permission.
- If [Communities](#) is enabled in your organization, to create or update external users for Customer Portal, partner portal, or Communities, you must also have the “Manage External Users” permission.
- Information in hidden fields in a user’s profile is not searchable by external users (with a portal profile) in a community. For example, if a user in a community has a hidden email address and an external user searches for it, the user record is not returned in the search results. Hidden field values are also not returned when external users perform searches on non-hidden fields. So if an external user searches for a user’s name (can’t be hidden), any hidden field values associated with the user record (for example, a hidden email address) are not returned in the search results.

Internal users from your organization who belong to the same community, however, can both search for and view hidden field values in search results.

- When requested by portal users, queries that look up to the User object, such as `owner.name` or `owner.email` might not return values when the portal user making the request doesn’t have Read access to the User record being queried.

The behavior depends on the number of domains associated with the lookup field. If the object can look up to more than one domain, `owner.name` returns a value, but other detail fields don’t. For example, Case owner can look up to the User or Queue objects. In this case, portal users can see only the value of `owner.name`. Other User detail fields, such as `owner.email` or `owner.phone` don’t return a value.


If the object can look up to only a single domain, such as Account owner, then no detail fields return values, including `owner.name`.

- To change ownership of a record by updating its `ownerId` field, you must have both the “Transfer Record” permission and Read access to the User record of the new record owner.
- To view the `NumberOfFailedLogins` field, you must have the “Manage User” permission.

## Fields

Field	Details
AboutMe	<p><b>Type</b> textarea</p> <p><b>Properties</b> Create, Filter, Nillable, Sort, Update</p> <p><b>Description</b> Information about the user, such as areas of interest or skills. This field is available even if Chatter is disabled.</p>
AccountId	<p><b>Type</b> reference</p> <p><b>Properties</b> Filter, Group, Nillable, Sort</p> <p><b>Description</b> ID of the Account associated with a Customer Portal user. This field is null for Salesforce users.</p>
Address (beta)	<p><b>Type</b> address</p> <p><b>Properties</b> Filter, Nillable</p> <p><b>Description</b> The compound form of the address. Read-only. See <a href="#">Address Compound Fields</a> for details on compound address fields.</p>
Alias	<p><b>Type</b> string</p> <p><b>Properties</b> Create, Filter, Group, Sort, Update</p> <p><b>Description</b> Required. The user's alias. For example, jsmith.</p>
BadgeText	<p><b>Type</b> string</p> <p><b>Properties</b> Filter, Group, Nillable, Sort</p> <p><b>Description</b> The community role, displayed on the user profile page just below the user name.</p>

Field	Details
BannerPhotoUrl	<p><b>Type</b> string</p> <p><b>Properties</b> Filter, Nillable, Sort</p> <p><b>Description</b> The URL for the user's banner photo. This field is available in API version 36.0 and later.</p>
CallCenterId	<p><b>Type</b> reference</p> <p><b>Properties</b> Create, Filter, Group, Nillable, Sort, Update</p> <p><b>Description</b> If Salesforce CRM Call Center is enabled, represents the call center to which this user is assigned.</p>
City	<p><b>Type</b> string</p> <p><b>Properties</b> Create, Filter, Group, Nillable, Sort, Update</p> <p><b>Description</b> The city associated with the user. Up to 40 characters allowed.</p>
CommunityNickname	<p><b>Type</b> string</p> <p><b>Properties</b> Create, Filter, Group, Sort, Update</p> <p><b>Description</b> Name used to identify this user in the Community application, which includes the ideas and answers features.</p>
CompanyName	<p><b>Type</b> string</p> <p><b>Properties</b> Create, Filter, Group, Nillable, Sort, Update</p> <p><b>Description</b> The name of the user's company.</p>
ContactId	<p><b>Type</b> reference</p> <p><b>Properties</b> Create, Filter, Group, Nillable, Sort, Update</p>

Field	Details
	<p><b>Description</b></p> <p>ID of the Contact associated with this account. The contact must have a value in the <code>AccountId</code> field or an error occurs.</p>
Country	<p><b>Type</b></p> <p>string</p> <p><b>Properties</b></p> <p>Create, Filter, Group, Nillable, Sort, Update</p> <p><b>Description</b></p> <p>The country associated with the user. Up to 80 characters allowed.</p>
CountryCode	<p><b>Type</b></p> <p>picklist</p> <p><b>Properties</b></p> <p>Create, Filter, Group, Nillable, Sort, Update</p> <p><b>Description</b></p> <p>The ISO country code associated with the user.</p>
CurrentStatus	<p><b>Type</b></p> <p>textarea</p> <p><b>Properties</b></p> <p>Create, Filter, Nillable, Sort, Update</p> <p><b>Description</b></p> <p>Text that describes what the user is working on.</p> <p> <b>Note:</b> If you update this field, the API automatically adds a post of type <code>UserStatus</code> on the user's profile in Chatter.</p> <p>This field is deprecated in API version 25.0. To achieve similar behavior, post to the user directly by creating a <code>FeedItem</code> with the user's <code>ParentId</code>.</p>
DefaultCurrencyIsoCode	<p><b>Type</b></p> <p>picklist</p> <p><b>Properties</b></p> <p>Create, Defaulted on create, Filter, Nillable, Restricted picklist, Update</p> <p><b>Description</b></p> <p>The user's default currency setting for new records. For example, a user in France could have a <code>DefaultCurrencyIsoCode</code> set to Euros, and that would be their default currency in the application.</p> <p>Only applicable for organizations that use multiple currencies.</p>

Field	Details
DefaultDivision	<p><b>Type</b> picklist</p> <p><b>Properties</b> Create, Defaulted on create, Filter, Group, Sort, Update</p> <p><b>Description</b> This record's default division. Only applicable if divisions are enabled for your organization.</p>
DefaultGroupNotificationFrequency	<p><b>Type</b> picklist</p> <p><b>Properties</b> Create, Defaulted on create, Filter, Group, Nillable, Restricted picklist, Sort, Update</p> <p><b>Description</b> Required. The default frequency for sending the user's Chatter group email notifications when the user joins groups. The valid values are:</p> <ul style="list-style-type: none"> <li>• P—Email on every post</li> <li>• D—Daily digests</li> <li>• W—Weekly digests</li> <li>• N—Never</li> </ul> <p>The default value is N. For Professional, Enterprise, Unlimited, and Developer Edition organizations that existed prior to API version 22.0, the default value remains D.</p> <p>This field is available in API version 21.0 and later.</p>
DelegatedApproverId	<p><b>Type</b> reference</p> <p><b>Properties</b> Create, Filter, Group, Nillable, Sort, Update</p> <p><b>Description</b> Id of the user who is a delegated approver for this user.</p>
Department	<p><b>Type</b> string</p> <p><b>Properties</b> Create, Filter, Group, Nillable, Sort, Update</p> <p><b>Description</b> The company department associated with the user.</p>
DigestFrequency	<p><b>Type</b> picklist</p>

Field	Details
	<p><b>Properties</b> Create, Defaulted on create, Filter, Group, Nillable, Restricted picklist, Sort, Update</p> <p><b>Description</b> Required. The frequency at which the system sends the user's Chatter personal email digest. The valid values are:</p> <ul style="list-style-type: none"> <li>• D = Daily</li> <li>• W = Weekly</li> <li>• N = Never</li> </ul> <p>The default value is D.</p>
Division	<p><b>Type</b> string</p> <p><b>Properties</b> Create, Filter, Group, Nillable, Sort, Update</p> <p><b>Description</b> The division associated with this user, similar to Department and unrelated to <code>DefaultDivision</code>.</p>
Email	<p><b>Type</b> email</p> <p><b>Properties</b> Create, Filter, Group, idLookup, Sort, Update</p> <p><b>Description</b> Required. The user's email address.</p>
EmailEncodingKey	<p><b>Type</b> picklist</p> <p><b>Properties</b> Create, Filter, Group, Restricted picklist, Sort, Update</p> <p><b>Description</b> Required. The email encoding for the user, such as <code>ISO-8859-1</code> or <code>UTF-8</code>.</p>
EmailPreferencesAutoBcc	<p><b>Type</b> boolean</p> <p><b>Properties</b> Create, Filter, Update</p> <p><b>Description</b> Determines whether the user receives copies of sent emails. This option applies only if compliance BCC emails are not enabled.</p>

Field	Details
EmployeeNumber	<p><b>Type</b> string</p> <p><b>Properties</b> Create, Filter, Group, Nillable, Sort, Update</p> <p><b>Description</b> The user's employee number.</p>
Extension	<p><b>Type</b> phone</p> <p><b>Properties</b> Create, Filter, Group, Nillable, Sort, Update</p> <p><b>Description</b> The user's phone extension number.</p>
Fax	<p><b>Type</b> phone</p> <p><b>Properties</b> Create, Filter, Group, Nillable, Sort, Update</p> <p><b>Description</b> The user's fax number.</p>
FederationIdentifier	<p><b>Type</b> string</p> <p><b>Properties</b> Create, Filter, idLookup, Nillable, Sort, Update</p> <p><b>Description</b> Indicates the value that must be listed in the <code>Subject</code> element of a Security Assertion Markup Language (SAML) <i>IDP certificate</i> to authenticate the user for a client application using single sign-on. This value must be specified if the <code>SAML User ID Type</code> is Assertion contains Federation ID from the User record. Otherwise, this field can't be edited.</p>
FirstName	<p><b>Type</b> string</p> <p><b>Properties</b> Create, Filter, Group, Nillable, Sort, Update</p> <p><b>Description</b> The user's first name.</p>
ForecastEnabled	<p><b>Type</b> boolean</p>

Field	Details
	<p><b>Properties</b> Create, Defaulted on create, Filter, Group, Sort, Update</p> <p><b>Description</b> Indicates whether the user is enabled as a forecast manager (<code>true</code>) or not (<code>false</code>). Forecast managers see forecast rollups from users below them in the forecast hierarchy.</p>
FullPhotoUrl	<p><b>Type</b> string</p> <p><b>Properties</b> Filter, Nillable, Sort</p> <p><b>Description</b> The URL for the user's profile photo. This field is available even if Chatter is disabled.</p> <p>The URL is updated every time a photo is uploaded and reflects the most recent photo. If a newer photo has been uploaded, the URL returned for an older photo is not guaranteed to return a photo. Query this field for the URL of the most recent photo.</p> <p>This field is available in API version 20.0 and later.</p>
GeocodeAccuracy	<p><b>Type</b> picklist</p> <p><b>Properties</b> Create, Filter, Group, Nillable, Restricted picklist, Sort, Update</p> <p><b>Description</b> The level of accuracy of a location's geographical coordinates compared with its physical address. A geocoding service typically provides this value based on the address's latitude and longitude coordinates.</p>
IndividualId	<p><b>Type</b> reference</p> <p><b>Properties</b> Create, Filter, Group, Nillable, Sort, Update</p> <p><b>Description</b> ID of the data privacy record associated with this user. This field is available if Data Protection and Privacy is enabled.</p>
IsActive	<p><b>Type</b> boolean</p> <p><b>Properties</b> Create, Defaulted on create, Filter, Group, Sort, Update</p>



Field	Details
	<p><b>Description</b></p> <p>Indicates whether the user has access to log in (<code>true</code>) or not (<code>false</code>). You can modify a User's active status from the user interface or via the API.</p>
IsPartner	<p><b>Type</b></p> <p>boolean</p> <p><b>Properties</b></p> <p>Defaulted on create, Filter</p> <p><b>Description</b></p> <p>Indicates whether the user is a partner who has access to the partner portal (<code>true</code>) or not (<code>false</code>). This field is not available for release 9.0 and later. Instead, use <code>UserType</code> with the value <code>Partner</code> or <code>Power Partner</code>.</p>
IsPortalEnabled	<p><b>Type</b></p> <p>boolean</p> <p><b>Properties</b></p> <p>Defaulted on create, Filter, Group, Sort, Update</p> <p><b>Description</b></p> <p>Indicates whether the user has access to Communities or portals (<code>true</code>) or not (<code>false</code>).</p> <p>This field is only available if one of the following conditions is true:</p> <ul style="list-style-type: none"> <li>• Communities are enabled in your organization and you have community or portal user licenses</li> <li>• Portals are enabled in your organization</li> </ul>
IsPortalSelfRegistered	<p><b>Type</b></p> <p>boolean</p> <p><b>Properties</b></p> <p>Create, Defaulted on create, Filter, Group, Sort</p> <p><b>Description</b></p> <p>Indicates whether the user is a Customer Portal user who self-registered for your organization's Customer Portal (<code>true</code>) or not (<code>false</code>). This field is not available for release 9.0 and earlier.</p>
IsPrmSuperUser	<p><b>Type</b></p> <p>boolean</p> <p><b>Properties</b></p> <p>Create, Defaulted on create, Filter, Group, Sort, Update</p>

## Field

## Details

**Description**

Available for partner portal users only. Indicates whether the user has super user access in the partner portal (`true`) or not (`false`).

This field is available in API version 24.0 and later.



**Note:** This field is not automatically enabled. Contact Salesforce to enable this field.

IsProfilePhotoActive

**Type**

boolean

**Properties**

Defaulted on create, Filter, Group, Sort

**Description**

Indicates whether a user has a profile photo (`true`) or not (`false`). This field is available in API version 36.0 and later.

JigsawImportLimitOverride

**Type**

int

**Properties**

Create, Filter, Group Nillable, Sort, Update

**Description**

The Data.com user's monthly addition limit. The value must be between zero and the organization's monthly addition limit. Label is **Data.com Monthly Addition Limit**. This field is available in API version 27.0 and later.

LanguageLocaleKey

**Type**

picklist

**Properties**

Create, Filter, Group, Restricted picklist, Sort, Update

**Description**

Required. The user's language, such as "French" or "Chinese (Traditional)." Label is **Language**.



**Note:** In API version 47.0 and later, when using the DescribeSObjectResult API to return PicklistEntry values from this picklist, the `active` value indicates whether the language is in the user's **Displayed Languages** (`true`) or the user's **Available Languages** (`false`). All other languages aren't in the returned `active` value array.

In API version 46.0 and earlier, the PicklistEntry `active` values indicate whether the language is in either the user's **Displayed Languages** or **Available Languages** lists (`true`) or not in either list (`false`).

Field	Details
LastLoginDate	<p><b>Type</b> dateTime</p> <p><b>Properties</b> Filter, Sort, Nillable</p> <p><b>Description</b> The date and time when the user last successfully logged in. This value is updated if 60 seconds have elapsed since the user's last login.</p>
LastName	<p><b>Type</b> string</p> <p><b>Properties</b> Create, Filter, Group, Sort, Update</p> <p><b>Description</b> Required. The user's last name.</p>
LastReferencedDate	<p><b>Type</b> date</p> <p><b>Properties</b> Filter, Nillable, Sort, Update</p> <p><b>Description</b> The timestamp for when the current user last viewed a record related to this record.</p>
LastViewedDate	<p><b>Type</b> date</p> <p><b>Properties</b> Filter, Nillable, Sort, Update</p> <p><b>Description</b> The timestamp for when the current user last viewed this record. If this value is null, this record might only have been referenced (<code>LastReferencedDate</code>) and not viewed.</p>
Latitude	<p><b>Type</b> double</p> <p><b>Properties</b> Create, Filter, Nillable, Sort, Update</p> <p><b>Description</b> Used with <code>Longitude</code> to specify the precise geolocation of an address. Acceptable values are numbers between -90 and 90 up to 15 decimal places. For details on geolocation compound fields, see <a href="#">Compound Field Considerations and Limitations</a>.</p>

Field	Details
LocaleSidKey	<p><b>Type</b> picklist</p> <p><b>Properties</b> Create, Filter, Group, Restricted picklist, Sort, Update</p> <p><b>Description</b> Required. This field is a restricted picklist field. The value of the field affects formatting and parsing of values, especially numeric values, in the user interface. It does not affect the API.</p> <p>The field values are named according to the language, and country if necessary, using two-letter ISO codes. The set of names is based on the ISO standard. You can also manually set a user's locale in the user interface, and then use that value for inserting or updating other users via the API.</p>
Longitude	<p><b>Type</b> double</p> <p><b>Properties</b> Create, Filter, Nillable, Sort, Update</p> <p><b>Description</b> Used with <code>Latitude</code> to specify the precise geolocation of an address. Acceptable values are numbers between -180 and 180 up to 15 decimal places. For details on geolocation compound fields, see <a href="#">Compound Field Considerations and Limitations</a>.</p>
Manager	<p><b>Type</b> picklist</p> <p><b>Properties</b> Create, Filter, Restricted picklist, Update</p> <p><b>Description</b> User lookup field used to select the user's manager. This field establishes a hierarchical relationship, preventing you from selecting a user that directly or indirectly reports to themselves.</p>
ManagerId	<p><b>Type</b> reference</p> <p><b>Properties</b> Create, Filter, Group, Nillable, Sort, Update</p> <p><b>Description</b> The Id of the user who manages this user.</p>
MediumBannerPhotoUrl	<p><b>Type</b> url</p>

Field	Details
	<p><b>Properties</b> Filter, Nillable, Sort</p> <p><b>Description</b> The URL for the medium-sized user profile banner photo.</p>
MiddleName	<p><b>Type</b> string</p> <p><b>Properties</b> Create, Filter, Group, Nillable, Sort, Update</p> <p><b>Description</b> The user's middle name. Maximum size is 40 characters. Contact Salesforce Customer Support to enable this field.</p>
MobilePhone	<p><b>Type</b> phone</p> <p><b>Properties</b> Create, Filter, Group, Nillable, Sort, Update</p> <p><b>Description</b> The user's mobile or cellular phone number.</p>
Name	<p><b>Type</b> string</p> <p><b>Properties</b> Filter, Group, Sort</p> <p><b>Description</b> Concatenation of <code>FirstName</code> and <code>LastName</code>. Limited to 121 characters.</p>
NumberOfFailedLogins	<p><b>Type</b> int</p> <p><b>Properties</b> Filter, Group, Nillable, Sort</p> <p><b>Description</b> The number of failed login attempts for the user's account. When the maximum number of failed login attempts is reached, the counter resets and the user's account is locked. If there's a successful login before the maximum number of failed login attempts is reached, the counter resets and the user's account remains unlocked.</p>
OfflineTrialExpirationDate	<p><b>Type</b> dateTime</p>

Field	Details
Phone	<p><b>Properties</b> Filter, Nillable, Sort</p> <p><b>Description</b> The date and time when the user's Connect Offline trial expires.</p>
PortalRole	<p><b>Type</b> phone</p> <p><b>Properties</b> Create, Filter, Group, Nillable, Sort, Update</p> <p><b>Description</b> The user's phone number.</p>
PostalCode	<p><b>Type</b> picklist</p> <p><b>Properties</b> Create, Filter, Group, Nillable, Sort, Update</p> <p><b>Description</b> The role of the user in the Customer Portal (either Executive, Manager, User, or PersonAccount).  Prior to API version 16.0, you could set this field to null and the system automatically included a portal role. In API version 16.0 and above, when you set this field to null, a portal role is not automatically created. When this field is null and a <code>ContactId</code> is provided, the user is assigned to the User role.  The Update property is available in API version 43.0 and later.  The field is available if Customer Portal is enabled OR Communities is enabled and have available partner portal, Customer Portal, or High-Volume Portal User licenses.</p>
ProfileId	<p><b>Type</b> string</p> <p><b>Properties</b> Create, Filter, Group, Nillable, Sort, Update</p> <p><b>Description</b> The user's postal or ZIP code. Label is <b>Zip/Postal Code</b>.</p>
ProfileId	<p><b>Type</b> reference</p> <p><b>Properties</b> Create, Filter, Group, Sort, Update</p>

Field	Details
	<p><b>Description</b> Required. ID of the user's Profile. Use this value to cache metadata based on profile. In earlier releases, this was <code>RoleId</code>.</p>
<code>ReceivesAdminInfoEmails</code>	<p><b>Type</b> boolean</p> <p><b>Properties</b> Create, Defaulted on create, Filter, Group, Sort, Update</p> <p><b>Description</b> Indicates whether the user receives email for administrators from Salesforce (<code>true</code>) or not (<code>false</code>).</p>
<code>ReceivesInfoEmails</code>	<p><b>Type</b> boolean</p> <p><b>Properties</b> Create, Defaulted on create, Filter, Group, Sort, Update</p> <p><b>Description</b> Indicates whether the user receives informational email from Salesforce (<code>true</code>) or not (<code>false</code>).</p>
<code>SenderEmail</code>	<p><b>Type</b> email</p> <p><b>Properties</b> Create, Filter, Group, Nillable, Sort, Update</p> <p><b>Description</b> The email address used as the From address when the user sends emails. This address is the same value shown in Setup on the My Email Settings page.</p>
<code>SenderName</code>	<p><b>Type</b> string</p> <p><b>Properties</b> Create, Filter, Group, Nillable, Sort, Update</p> <p><b>Description</b> The name used as the email sender when the user sends emails. This name is the same value shown in Setup on the My Email Settings page.</p>
<code>Signature</code>	<p><b>Type</b> string</p> <p><b>Properties</b> Create, Filter, Nillable, Sort, Update</p>


Field	Details
	<b>Description</b> The signature text added to emails. This text is the same value shown in Setup on the My Email Settings page.
SmallBannerPhotoUrl	<b>Type</b> url <b>Properties</b> Filter, Nillable, Sort <b>Description</b> The URL for the small user profile banner photo.
SmallPhotoUrl	<b>Type</b> string <b>Properties</b> Filter, Nillable, Sort <b>Description</b> The URL for a thumbnail of the user's profile photo. This field is available even if Chatter is disabled.  The URL is updated every time a photo is uploaded and reflects the most recent photo. If a newer photo has been uploaded, the URL returned for an older photo is not guaranteed to return a photo. Query this field for the URL of the most recent photo.  This field is available in API version 20.0 and later.
State	<b>Type</b> string <b>Properties</b> Create, Filter, Group, Nillable, Sort, Update <b>Description</b> The state associated with the User. Up to 80 characters allowed.
StateCode	<b>Type</b> picklist <b>Properties</b> Create, Filter, Group, Nillable, Sort, Update <b>Description</b> The ISO state code associated with the user.
Street	<b>Type</b> textarea <b>Properties</b> Create, Filter, Group, Nillable, Sort, Update





Field	Details
	<p><b>Description</b> The street address associated with the User.</p>
Suffix	<p><b>Type</b> string</p> <p><b>Properties</b> Create, Filter, Group, Nillable, Sort, Update</p> <p><b>Description</b> The user's name suffix. Maximum size is 40 characters. Contact Salesforce Customer Support to enable this field.</p>
TimeZoneSidKey	<p><b>Type</b> picklist</p> <p><b>Properties</b> Create, Filter, Group, Restricted picklist, Sort, Update</p> <p><b>Description</b> Required. This field is a restricted picklist field. A User time zone affects the offset used when displaying or entering times in the user interface. However, the API does not use a User time zone when querying or setting values.</p> <p>Values for this field are named using region and key city, according to ISO standards. You can also manually set one User time zone in the user interface, and then use that value for creating or updating other User records via the API.</p>
Title	<p><b>Type</b> string</p> <p><b>Properties</b> Create, Filter, Group, Nillable, Sort, Update</p> <p><b>Description</b> The user's business title, such as "Vice President."</p>
Username	<p><b>Type</b> string</p> <p><b>Properties</b> Create, Filter, Group, idLookup, Sort, Update</p> <p><b>Description</b> Required. Contains the name that a user enters to log in to the API or the user interface. The value for this field must be in the form of an email address, using all lowercase characters. It must also be unique across all organizations. If you try to create or update a User with a duplicate value for this field, the operation is rejected.</p>

Field	Details
	<p>Each inserted User also counts as a license. Every organization has a maximum number of licenses. If you attempt to exceed the maximum number of licenses by inserting User records, the create is rejected.</p>
UserPermissionsCallCenterAutoLogin	<p><b>Type</b> boolean</p> <p><b>Properties</b> Create, Filter, Update</p> <p><b>Description</b> Required if Salesforce CRM Call Center is enabled. Indicates whether the user is enabled to use the auto login feature of the call center (<code>true</code>) or not (<code>false</code>).</p>
UserPermissionsChatterAnswersUser	<p><b>Type</b> boolean</p> <p><b>Properties</b> Create, Filter, Update</p> <p><b>Description</b> Indicates whether the portal user is enabled to use the Chatter Answers feature (<code>true</code>) or not (<code>false</code>). This field defaults to <code>false</code> when a Customer Portal user is created from the API.</p>
UserPermissionsInteractionUser	<p><b>Type</b> boolean</p> <p><b>Properties</b> Create, Filter, Update</p> <p><b>Description</b> Indicates whether the user can run flows or not. Label is <b>Flow User</b>.</p>
UserPermissionsJigsawProspectingUser	<p><b>Type</b> boolean</p> <p><b>Properties</b> Create, Filter, Update</p> <p><b>Description</b> Indicates whether the user is allocated one Data.com user license (<code>true</code>) or not (<code>false</code>). The Data.com user license lets the user add Data.com contact and lead records to Salesforce in supported editions. Label is <b>Data.com User</b>.</p>
UserPermissionsKnowledgeUser	<p><b>Type</b> boolean</p> <p><b>Properties</b> Create, Filter, Update</p>

Field	Details
	<p><b>Description</b> Indicates whether the user is enabled to use Salesforce Knowledge (<code>true</code>) or not (<code>false</code>). Label is <b>Knowledge User</b>.</p>
UserPermissionsLiveAgentUser	<p><b>Type</b> boolean</p> <p><b>Properties</b> Create, Filter, Update</p> <p><b>Description</b> Indicates whether the user is enabled to use Chat (<code>true</code>) or not (<code>false</code>). Label is <b>Live Agent User</b>.</p>
UserPermissionsMarketingUser	<p><b>Type</b> boolean</p> <p><b>Properties</b> Create, Filter, Update</p> <p><b>Description</b> Required. Indicates whether the user is enabled to manage campaigns in the user interface (<code>true</code>) or not (<code>false</code>). Label is <b>Marketing User</b>.</p>
UserPermissionsOfflineUser	<p><b>Type</b> boolean</p> <p><b>Properties</b> Create, Filter, Update</p> <p><b>Description</b> Required. Indicates whether the user is enabled to use Offline Edition (<code>true</code>) or not (<code>false</code>). Label is <b>Offline User</b>.</p>
UserPermissionsSFContentUser	<p><b>Type</b> boolean</p> <p><b>Properties</b> Create, Filter, Update</p> <p><b>Description</b> Indicates whether the user is allocated one Salesforce CRM Content User License (<code>true</code>) or not (<code>false</code>). Label is <b>Salesforce CRM Content User</b>. The Salesforce CRM Content User license grants the user access to the Salesforce CRM Content application.</p>
UserPermissionsSiteforceContributorUser	<p><b>Type</b> boolean</p> <p><b>Properties</b> Create, Filter, Update</p>

Field	Details
	<p><b>Description</b></p> <p>Indicates whether the user is allocated one Site.com Contributor feature license (<code>true</code>) or not (<code>false</code>). Label is <b>Site.com Contributor User</b>. The Site.com Contributor feature license grants the user access to the Site.com application. Users with a Contributor license can use Site.com Studio to edit site content only.</p>
UserPermissionsSiteforcePublisherUser	<p><b>Type</b></p> <p>boolean</p> <p><b>Properties</b></p> <p>Create, Filter, Update</p> <p><b>Description</b></p> <p>Indicates whether the user is allocated one Site.com Publisher feature license (<code>true</code>) or not (<code>false</code>). Label is <b>Site.com Publisher User</b>. The Site.com Publisher feature license grants the user access to the Site.com application. Users with a Publisher license can build and style websites, control the layout and functionality of pages and page elements, and add and edit content.</p>
UserPermissionsSupportUser	<p><b>Type</b></p> <p>boolean</p> <p><b>Properties</b></p> <p>Create, Filter, Update</p> <p><b>Description</b></p> <p>When <code>true</code>, the user can use the Salesforce console.</p>
UserPermissionsWirelessUser	<p><b>Type</b></p> <p>boolean</p> <p><b>Properties</b></p> <p>Create, Update</p> <p><b>Description</b></p> <p>Required if the Wireless permission is enabled for your organization. Indicates whether the user is enabled to use Wireless Edition (<code>true</code>) or not (<code>false</code>). Label is <b>Wireless User</b>.</p> <p> <b>Note:</b> As of November 2005, Salesforce Wireless Edition is no longer available for purchase. You can continue using Wireless Edition through the end of your existing contract term if you are one of the following:</p> <ul style="list-style-type: none"> <li>• A Professional Edition customer and purchased Wireless Edition prior to November 7, 2005.</li> <li>• An Enterprise Edition customer who has signed or renewed your Salesforce contract prior to November 7, 2005,</li> </ul>

Field	Details
UserPermissionsWorkDotComUserFeature	<p><b>Type</b> boolean</p> <p><b>Properties</b> Create, Filter, Update</p> <p><b>Description</b> Indicates whether the WDC feature is enabled for the user (<code>true</code>) or not (<code>false</code>).</p>
UserPreferencesActivityRemindersPopup	<p><b>Type</b> boolean</p> <p><b>Properties</b> Create, Filter, Update</p> <p><b>Description</b> When <code>true</code>, a reminder popup window automatically opens when an activity reminder is due. Corresponds to the <code>Trigger alert when reminder comes due</code> checkbox at the Reminders page in the personal settings in the user interface.</p>
UserPreferencesApexPagesDeveloperMode	<p><b>Type</b> boolean</p> <p><b>Properties</b> Create, Filter, Update</p> <p><b>Description</b> When <code>true</code>, indicates that the user has enabled developer mode for editing Visualforce pages and controllers.</p>
UserPreferencesContentEmailAsAndWhen	<p><b>Type</b> boolean</p> <p><b>Properties</b> Create, Filter, Update</p> <p><b>Description</b> When <code>false</code>, a user with Salesforce CRM Content subscriptions receives a once daily email summary if activity occurs on the subscribed content, libraries, tags, or authors. To receive email, the <code>UserPreferencesContentNoEmail</code> field must also be <code>false</code>. The default value is <code>false</code>.</p> <p> <b>Note:</b> This field is only visible when Salesforce CRM Content is enabled for your organization.</p>
UserPreferencesContentNoEmail	<p><b>Type</b> boolean</p>

Field	Details
	<p><b>Properties</b> Create, Filter, Update</p> <p><b>Description</b> When <code>false</code>, a user with Salesforce CRM Content subscriptions receives email notifications if activity occurs on the subscribed content, libraries, tags, or authors. To receive real-time email alerts, set this field to <code>false</code> and set the <code>UserPreferencesContentEmailsAndWhen</code> field to <code>true</code>. The default value is <code>false</code>.</p> <p> <b>Note:</b> This field is only visible when Salesforce CRM Content is enabled for your organization.</p>
<code>UserPreferencesEnableAutoSubForFeeds</code>	<p><b>Type</b> boolean</p> <p><b>Properties</b> Create, Filter, Update</p> <p><b>Description</b> When <code>true</code>, the user automatically subscribes to feeds for any objects that the user creates. This field is available in API version 25.0 and later.</p>
<code>UserPreferencesDisableAllFeedsEmail</code>	<p><b>Type</b> boolean</p> <p><b>Properties</b> Create, Filter, Update</p> <p><b>Description</b> When <code>false</code>, the user automatically receives email for all updates to Chatter feeds, based on the types of feed emails and digests the user has enabled. This field is available in API version 24.0 and later.</p>
<code>UserPreferencesDisableAutoSubForFeeds</code>	<p><b>Type</b> boolean</p> <p><b>Properties</b> Create, Filter, Update</p> <p><b>Description</b> When <code>false</code>, the user automatically subscribes to feeds for any objects that the user creates. This field is deprecated in API version 25.0 and later. Starting with API version 25.0, use <code>UserPreferencesEnableAutoSubForFeeds</code> to enable or disable auto-follow for objects a user creates.</p>
<code>UserPreferencesDisableBookmarkEmail</code>	<p><b>Type</b> boolean</p>

Field	Details
	<p><b>Properties</b> Create, Filter, Update</p> <p><b>Description</b> When <code>false</code>, the user automatically receives email every time someone comments on a Chatter feed item after the user has bookmarked it. This field is available in API version 24.0 and later.</p>
UserPreferencesDisableChangeCommentEmail	<p><b>Type</b> boolean</p> <p><b>Properties</b> Create, Filter, Update</p> <p><b>Description</b> When <code>false</code>, the user automatically receives email every time someone comments on a change the user has made, such as an update to their profile. This field is available in API version 24.0 and later.</p>
UserPreferencesDisableEndorsementEmail	<p><b>Type</b> boolean</p> <p><b>Properties</b> Create, Filter, Update</p> <p><b>Description</b> When <code>false</code>, the member automatically receives email every time someone endorses them for a topic.</p>
UserPreferencesDisableFileShareNotificationsForApi	<p><b>Type</b> boolean</p> <p><b>Properties</b> Create, Filter, Update</p> <p><b>Description</b> When <code>false</code>, email notifications are sent from the person who has shared a file to the users with whom the file has been shared. This field is available in API version 25.0 and later.</p>
UserPreferencesDisableFollowersEmail	<p><b>Type</b> boolean</p> <p><b>Properties</b> Create, Filter, Update</p> <p><b>Description</b> When <code>false</code>, the user automatically receives email every time someone starts following the user in Chatter. This field is available in API version 24.0 and later.</p>

Field	Details
UserPreferencesDisableLaterCommentEmail	<p><b>Type</b> boolean</p> <p><b>Properties</b> Create, Filter, Update</p> <p><b>Description</b> When <code>false</code>, the user automatically receives email every time someone comments on a feed item after the user has commented on the feed item. This field is available in API version 24.0 and later.</p>
UserPreferencesDisableLikeEmail	<p><b>Type</b> boolean</p> <p><b>Properties</b> Create, Filter, Update</p> <p><b>Description</b> When <code>false</code>, the user automatically receives email every time someone likes a post or comment the user has made. This field is available in API version 24.0 and later.</p>
UserPreferencesDisableMentionsPostEmail	<p><b>Type</b> boolean</p> <p><b>Properties</b> Create, Filter, Update</p> <p><b>Description</b> When <code>false</code>, the user automatically receives email every time the user is mentioned in posts. This field is available in API version 24.0 and later.</p>
UserPreferencesDisableProfilePostEmail	<p><b>Type</b> boolean</p> <p><b>Properties</b> Create, Filter, Update</p> <p><b>Description</b> When <code>false</code>, the user automatically receives email every time someone posts to the user's profile. This field is available in API version 24.0 and later.</p>
UserPreferencesDisableSharePostEmail	<p><b>Type</b> boolean</p> <p><b>Properties</b> Create, Filter, Update</p>




Field	Details
	<p><b>Description</b></p> <p>When <code>false</code>, the user automatically receives email every time the user's post is shared. This field is available in API version 24.0 and later.</p>
<code>UserPreferencesDisableFeedbackEmail</code>	<p><b>Type</b></p> <p>boolean</p> <p><b>Properties</b></p> <p>Filter</p> <p><b>Description</b></p> <p>When <code>false</code>, the user automatically receives emails related to WDC feedback. The user receives these emails when someone requests or offers feedback, shares feedback with the user, or reminds the user to answer a feedback request.</p>
<code>UserPreferencesDisCommentAfterLikeEmail</code>	<p><b>Type</b></p> <p>boolean</p> <p><b>Properties</b></p> <p>Create, Filter, Update</p> <p><b>Description</b></p> <p>When <code>false</code>, the user automatically receives email every time someone comments on a post the user has liked. This field is available in API version 24.0 and later.</p>
<code>UserPreferencesDisMentionsCommentEmail</code>	<p><b>Type</b></p> <p>boolean</p> <p><b>Properties</b></p> <p>Create, Filter, Update</p> <p><b>Description</b></p> <p>When <code>false</code>, the user automatically receives email every time the user is mentioned in comments. This field is available in API version 24.0 and later.</p>
<code>UserPreferencesDisableMessageEmail</code>	<p><b>Type</b></p> <p>boolean</p> <p><b>Properties</b></p> <p>Create, Filter, Update</p> <p><b>Description</b></p> <p>When <code>false</code>, the user automatically receives email for Chatter messages sent to the user. This field is available in API version 24.0 and later.</p>
<code>UserPreferencesDisableRewardEmail</code>	<p><b>Type</b></p> <p>boolean</p>

Field	Details
	<p><b>Properties</b> Filter</p> <p><b>Description</b> When <code>false</code>, the user automatically receives emails related to WDC rewards. The user receives these emails when someone gives a reward to the user.</p>
<code>UserPreferencesDisableWorkEmail</code>	<p><b>Type</b> boolean</p> <p><b>Properties</b> Filter</p> <p><b>Description</b> When <code>false</code>, the user receives emails related to WDC feedback, goals, and coaching. The user must also sign up for individual emails listed on the WDC email settings page. When <code>true</code>, the user doesn't receive any emails related to WDC feedback, goals, or coaching even if they are signed up for individual emails.</p>
<code>UserPreferencesDisProfPostCommentEmail</code>	<p><b>Type</b> boolean</p> <p><b>Properties</b> Create, Filter, Update</p> <p><b>Description</b> When <code>false</code>, the user automatically receives email every time someone comments on posts on the user's profile. This field is available in API version 24.0 and later.</p>
<code>UserPreferencesEventRemindersCheckboxDefault</code>	<p><b>Type</b> boolean</p> <p><b>Properties</b> Create, Filter, Update</p> <p><b>Description</b> When <code>true</code>, a reminder popup is automatically set on the user's events. Corresponds to the <code>By default, set reminder on Events to...</code> checkbox on the Reminders page in the user interface. This field is related to UserPreference and customizing activity reminders.</p>
<code>UserPreferencesHideBiggerPhotoCallout</code>	<p><b>Type</b> boolean</p> <p><b>Properties</b> Create, Filter, Update</p>

Field	Details
	<p><b>Description</b></p> <p>When <code>true</code>, users can choose to hide the callout text below the large profile photo.</p>
<code>UserPreferencesHideChatterOnboardingSplash</code>	<p><b>Type</b></p> <p>boolean</p> <p><b>Properties</b></p> <p>Filter</p> <p><b>Description</b></p> <p>When <code>true</code>, the initial Chatter onboarding prompts do not appear.</p>
<code>UserPreferencesHideCSNDesktopTask</code>	<p><b>Type</b></p> <p>boolean</p> <p><b>Properties</b></p> <p>Create, Filter, Update</p> <p><b>Description</b></p> <p>When <code>true</code>, the Chatter recommendations panel never displays the recommendation to install Chatter Desktop. This field is available in API version 26.0 and later.</p>
<code>UserPreferencesHideCSNGetChatterMobileTask</code>	<p><b>Type</b></p> <p>boolean</p> <p><b>Properties</b></p> <p>Create, Filter, Update</p> <p><b>Description</b></p> <p>When <code>true</code>, the Chatter recommendations panel never displays the recommendation to install Chatter Mobile. This field is available in API version 26.0 and later.</p>
<code>UserPreferencesHideEndUserOnboardingAssistantModal</code>	<p><b>Type</b></p> <p>boolean</p> <p><b>Properties</b></p> <p>CreateFilterUpdate</p> <p><b>Description</b></p> <p>Reserved for future use.</p>
<code>UserPreferencesHideLightningMigrationModal</code>	<p><b>Type</b></p> <p>boolean</p> <p><b>Properties</b></p> <p>CreateFilterUpdate</p> <p><b>Description</b></p> <p>Reserved for future use.</p>

Field	Details
UserPreferencesHideSecondChatterOnboardingSplash	<p><b>Type</b> boolean</p> <p><b>Properties</b> Filter</p> <p><b>Description</b> When <code>true</code>, the secondary Chatter onboarding prompts do not appear.</p>
UserPreferencesHideS1BrowserUI	<p><b>Type</b> boolean</p> <p><b>Properties</b> Create, Filter, Update</p> <p><b>Description</b> Controls the interface that the user sees when logging in to Salesforce from a supported mobile browser. If <code>false</code>, the user is automatically redirected to the Salesforce mobile web. If <code>true</code>, the user sees the full Salesforce site. The default value is <code>false</code>. Label is <b>Salesforce User</b>.  This field is available in API version 29.0 or later.</p>
UserPreferencesHideSfxWelcomeMat	<p><b>Type</b> boolean</p> <p><b>Properties</b> CreateFilterUpdate</p> <p><b>Description</b> Controls whether a user sees the Lightning Experience new user message. That message welcomes users to the new interface and provides step-by-step instructions that describe how to return to Salesforce Classic.</p>
UserPreferencesJigsawListUser	<p><b>Type</b> boolean</p> <p><b>Properties</b> Create, Filter, Update</p> <p><b>Description</b> When <code>true</code>, the user is a Data.com List user and, therefore, shares record additions from a pool. <code>UserPermissionsJigsawProspectingUser</code> must also be set to <code>true</code>. Label is <b>Data.com List User</b>. This field is available in API version 27.0 and later.</p>
UserPreferencesLightningExperiencePreferred	<p><b>Type</b> boolean</p> <p><b>Properties</b> Create, Filter, Update</p>

Field	Details
	<p><b>Description</b></p> <p>When <code>true</code>, redirects the user to the Lightning Experience interface. Label is <b>Switch to Lightning Experience</b>. This field is available in API version 35.0 and later.</p>
UserPreferencesNativeEmailClient	<p><b>Type</b></p> <p>boolean</p> <p><b>Properties</b></p> <p>Create, Filter, Update</p> <p><b>Description</b></p> <p>Use this field to set a default email preference for the user's native email client. This field is available in API version 47.0 and later. The default value is <code>false</code>, corresponding to the Salesforce docked email composer.</p>
UserPreferencesOptOutOfTouch	<p><b>Type</b></p> <p>boolean</p> <p><b>Properties</b></p> <p>Create, Filter, Update</p> <p><b>Description</b></p> <p>This field is deprecated in API version 29.0. When <code>false</code>, the user automatically accesses the Salesforce Touch app when logging in to Salesforce from an iPad. If <code>true</code>, automatic access to the Salesforce Touch app is turned off and the user's iPad is directed to the full Salesforce site instead. The default value is <code>false</code>.</p> <p> <b>Note:</b> Salesforce Touch must be enabled before this field is visible.</p>
UserPreferencesPathAssistantCollapsed	<p><b>Type</b></p> <p>boolean</p> <p><b>Properties</b></p> <p>Create, Filter, Update</p> <p><b>Description</b></p> <p>When <code>true</code>, Sales Path appears collapsed or hidden to the user. This field is available in API version 35.0 and later.</p>
UserPreferencesProcessAssistantCollapsed	<p><b>Type</b></p> <p>boolean</p> <p><b>Properties</b></p> <p>Create, Filter, Update</p>

## Field

## Details

**Description**

When `true`, Sales Path appears collapsed or hidden to the user. This field is available in API versions 33.0 and 34.0 only. In API versions 35.0 and later, use `UserPreferencesPathAssistantCollapsed`.

---

`UserPreferencesReceiveNoNotificationsAsApprover`

**Type**

boolean

**Properties**

Create, Filter, Update

**Description**

Controls email notifications from the approval process for *approvers*.

- If `true`, emails are *disabled*.
- If `false`, emails are *enabled*.

The default value is `false`.



**Note:** The Receive Approval Request Emails setting in the UI controls this field and the `UserPreferencesReceiveNotificationsAsDelegatedApprover` field.

- Setting: **If I am an approver or delegated approver**

Result:

- `UserPreferencesReceiveNoNotificationsAsApprover = false`
- `UserPreferencesReceiveNotificationsAsDelegatedApprover = true`

- Setting: **Only if I am an approver**

Result:

- `UserPreferencesReceiveNoNotificationsAsApprover = false`
- `UserPreferencesReceiveNotificationsAsDelegatedApprover = false`

- Setting: **Only if I am a delegated approver**


Result:

- `UserPreferencesReceiveNoNotificationsAsApprover = true`
- `UserPreferencesReceiveNotificationsAsDelegatedApprover = true`

- Setting: **Never**

Result:

---

Field	Details
	<ul style="list-style-type: none"> <li>- UserPreferencesReceiveNoNotificationsAsApprover = true</li> <li>- UserPreferencesReceiveNotificationsAsDelegatedApprover = false</li> </ul>
UserPreferencesReceiveNotificationsAsDelegatedApprover	<p><b>Type</b> boolean</p> <p><b>Properties</b> Create, Filter, Update</p> <p><b>Description</b> Controls email notifications from the approval process for <i>delegated approvers</i>.</p> <ul style="list-style-type: none"> <li>• If <code>true</code>, emails are <i>enabled</i>.</li> <li>• If <code>false</code>, emails are <i>disabled</i>.</li> </ul> <p>The default value is <code>false</code>.</p> <p> <b>Note:</b> The Receive Approval Request Emails setting in the UI controls this field and the UserPreferencesReceiveNoNotificationsAsApprover field.</p> <ul style="list-style-type: none"> <li>• Setting: <b>If I am an approver or delegated approver</b> Result: <ul style="list-style-type: none"> <li>- UserPreferencesReceiveNoNotificationsAsApprover = false</li> <li>- UserPreferencesReceiveNotificationsAsDelegatedApprover = true</li> </ul> </li> <li>• Setting: <b>Only if I am an approver</b> Result: <ul style="list-style-type: none"> <li>- UserPreferencesReceiveNoNotificationsAsApprover = false</li> <li>- UserPreferencesReceiveNotificationsAsDelegatedApprover = false</li> </ul> </li> <li>• Setting: <b>Only if I am a delegated approver</b> Result: <ul style="list-style-type: none"> <li>- UserPreferencesReceiveNoNotificationsAsApprover = true</li> <li>- UserPreferencesReceiveNotificationsAsDelegatedApprover = true</li> </ul> </li> <li>• Setting: <b>Never</b></li> </ul>

Field	Details
	<p>Result:</p> <ul style="list-style-type: none"> <li>- <code>UserPreferencesReceiveNoNotificationsAsApprover = true</code></li> <li>- <code>UserPreferencesReceiveNotificationsAsDelegatedApprover = false</code></li> </ul>
<code>UserPreferencesReminderSoundOff</code>	<p><b>Type</b> boolean</p> <p><b>Properties</b> Create, Filter, Update</p> <p><b>Description</b> When <code>true</code>, a sound automatically plays when an activity reminder is due. Corresponds to the <code>Play a reminder sound</code> checkbox on the Reminders page in the user interface.</p>
<code>UserPreferencesShowCityToExternalUsers</code>	<p><b>Type</b> boolean</p> <p><b>Properties</b> Create, Filter, Update</p> <p><b>Description</b> Indicates the visibility of the city field in the user's contact information. City is visible only to internal members of the user's organization when:</p> <ul style="list-style-type: none"> <li>• This field is <code>false</code>. When <code>false</code>, this field returns the value <code>#N/A</code>.</li> </ul> <p>City is visible to external members in a community when:</p> <ul style="list-style-type: none"> <li>• This field is <code>true</code>, or</li> <li>• This field is <code>false</code> but <code>UserPreferencesShowCityToGuestUsers</code> is <code>true</code>, which overrides this field's value.</li> </ul> <p>External users are users with Community, Customer Portal, or partner portal licenses.</p> <p>The default value is <code>false</code>. This field is available in API version 26.0 and later.</p>
<code>UserPreferencesShowCityToGuestUsers</code>	<p><b>Type</b> boolean</p> <p><b>Properties</b> Create, Filter, Update</p> <p><b>Description</b> Indicates the visibility of the city field in the user's contact information. When <code>true</code>, city is visible to guest users. Guest users can access public</p>



Field	Details
	<p>Site.com and Salesforce sites, and public pages in Communities, via the Guest User license associated with each site or community. When <code>false</code>, this field returns the value #N/A.</p> <p>When <code>true</code>, this field overrides the value <code>false</code> in <code>UserPreferencesShowCityToExternalUsers</code>, making the user's city visible to external members.</p> <p>The default value is <code>false</code>. This field is available in API version 28.0 and later.</p>
<p><code>UserPreferencesShowCountryToExternalUsers</code></p>	<p><b>Type</b> boolean</p> <p><b>Properties</b> Create, Filter, Update</p> <p><b>Description</b> Indicates the visibility of the country field in the user's contact information. Country is visible only to internal members of the user's organization when:</p> <ul style="list-style-type: none"> <li>This field is <code>false</code>. When <code>false</code>, this field returns the value #N/A.</li> </ul> <p>Country is visible to external members in a community when:</p> <ul style="list-style-type: none"> <li>This field is <code>true</code>, or</li> <li>This field is <code>false</code> but <code>UserPreferencesShowCountryToGuestUsers</code> is <code>true</code>, which overrides this field's value.</li> </ul> <p>External users are users with Community, Customer Portal, or partner portal licenses.</p> <p>The default value is <code>false</code>. This field is available in API version 26.0 and later.</p>
<p><code>UserPreferencesShowCountryToGuestUsers</code></p>	<p><b>Type</b> boolean</p> <p><b>Properties</b> Create, Filter, Update</p> <p><b>Description</b> Indicates the visibility of the country field in the user's contact information. When <code>true</code>, country is visible to guest users. Guest users can access public Site.com and Salesforce sites, and public pages in Communities, via the Guest User license associated with each site or community. When <code>false</code>, this field returns the value #N/A.</p> <p>When <code>true</code>, this field overrides the value <code>false</code> in <code>UserPreferencesShowCountryToExternalUsers</code>, making the user's country visible to external members.</p>

Field	Details
	<p>The default value is <code>false</code>. This field is available in API version 28.0 and later.</p>
<p><code>UserPreferencesShowEmailToExternalUsers</code></p>	<p><b>Type</b> boolean</p> <p><b>Properties</b> Create, Filter, Update</p> <p><b>Description</b> Indicates the visibility of the email address field in the user's contact information. Email address is visible only to internal members of the user's organization when this field is <code>false</code>. Email address is visible to external members in a community when this field is <code>true</code>. External users are users with Community, Customer Portal, or partner portal licenses.</p> <p>When <code>false</code>, this field returns the value #N/A. The default value is <code>false</code>. This field is available in API version 26.0 and later.</p>
<p><code>UserPreferencesShowEmailToGuestUsers</code></p>	<p><b>Type</b> boolean</p> <p><b>Properties</b> Create, Filter, Update</p> <p><b>Description</b> Indicates the visibility of the email address field in the user's contact information. When <code>true</code>, the email address is visible to guest users. Guest users can access public Site.com and Salesforce sites, and public pages in Communities, via the Guest User license associated with each site or community.</p> <p>When <code>true</code>, this field overrides the value <code>false</code> in <code>UserPreferencesShowEmailToExternalUsers</code>, making the user's email address visible to guests.</p> <p>When <code>false</code>, this field returns the value #N/A. The default value is <code>false</code>. This field is available in API version 34.0 and later.</p>
<p><code>UserPreferencesShowFaxToExternalUsers</code></p>	<p><b>Type</b> boolean</p> <p><b>Properties</b> Create, Filter, Update</p> <p><b>Description</b> Indicates the visibility of the fax number field in the user's contact information. Fax number is visible only to internal members of the user's organization when this field is <code>false</code>. Fax number is visible to external members in a community when this field is <code>true</code>. External users are users with Community, Customer Portal, or partner portal licenses.</p>

Field	Details
	<p>When <code>false</code>, this field returns the value <code>#N/A</code>. The default value is <code>false</code>. This field is available in API version 26.0 and later.</p>
<p><code>UserPreferencesShowFaxToGuestUsers</code></p>	<p><b>Type</b> boolean</p> <p><b>Properties</b> Create, Filter, Update</p> <p><b>Description</b> Indicates the visibility of the fax number field in the user's contact information. When <code>true</code>, the fax number field is visible to guest users. Guest users can access public Site.com and Salesforce sites, and public pages in Communities, via the Guest User license associated with each site or community.</p> <p>When <code>true</code>, this field overrides the value <code>false</code> in <code>UserPreferencesShowFaxToExternalUsers</code>, making the user's fax number visible to guests.</p> <p>When <code>false</code>, this field returns the value <code>#N/A</code>. The default value is <code>false</code>. This field is available in API version 34.0 and later.</p>
<p><code>UserPreferencesShowManagerToExternalUsers</code></p>	<p><b>Type</b> boolean</p> <p><b>Properties</b> Create, Filter, Update</p> <p><b>Description</b> Indicates the visibility of the manager field in the user's contact information. Manager is visible only to internal members of the user's organization when this field is <code>false</code>. Manager is visible to external members in a community when this field is <code>true</code>. External users are users with Community, Customer Portal, or partner portal licenses.</p> <p>When <code>false</code>, this field returns the value <code>#N/A</code>. The default value is <code>false</code>. This field is available in API version 26.0 and later.</p>
<p><code>UserPreferencesShowManagerToGuestUsers</code></p>	<p><b>Type</b> boolean</p> <p><b>Properties</b> Create, Filter, Update</p> <p><b>Description</b> Indicates the visibility of the manager field in the user's contact information. When <code>true</code>, the manager field is visible to guest users. Guest users can access public Site.com and Salesforce sites, and public pages in Communities, via the Guest User license associated with each site or community.</p>

Field	Details
	<p>When <code>true</code>, this field overrides the value <code>false</code> in <code>UserPreferencesShowManagerToExternalUsers</code>, making the user's manager visible to guests.</p> <p>When <code>false</code>, this field returns the value #N/A. The default value is <code>false</code>. This field is available in API version 34.0 and later.</p>
<p><code>UserPreferencesShowMobilePhoneToExternalUsers</code></p>	<p><b>Type</b> boolean</p> <p><b>Properties</b> Create, Filter, Update</p> <p><b>Description</b> Indicates the visibility of the mobile or cellular phone number field in the user's contact information. The number is visible only to internal members of the user's organization when this field is <code>false</code>. The number is visible to external members in a community when this field is <code>true</code>. External users are users with Community, Customer Portal, or partner portal licenses.</p> <p>When <code>false</code>, this field returns the value #N/A. The default value is <code>false</code>. This field is available in API version 26.0 and later.</p>
<p><code>UserPreferencesShowMobilePhoneToGuestUsers</code></p>	<p><b>Type</b> boolean</p> <p><b>Properties</b> Create, Filter, Update</p> <p><b>Description</b> Indicates the visibility of the mobile phone field in the user's contact information. When <code>true</code>, the mobile phone field is visible to guest users. Guest users can access public Site.com and Salesforce sites, and public pages in Communities, via the Guest User license associated with each site or community.</p> <p>When <code>true</code>, this field overrides the value <code>false</code> in <code>UserPreferencesShowMobilePhoneToExternalUsers</code>, making the user's mobile phone visible to guests.</p> <p>When <code>false</code>, this field returns the value #N/A. The default value is <code>false</code>. This field is available in API version 34.0 and later.</p>
<p><code>UserPreferencesShowPostalCodeToExternalUsers</code></p>	<p><b>Type</b> boolean</p> <p><b>Properties</b> Create, Filter, Update</p>

## Field

## Details

**Description**

Indicates the visibility of the postal or ZIP code field in the user's contact information. Postal code is visible only to internal members of the user's organization when:

- This field is `false`. When `false`, this field returns the value `#N/A`.

Postal code is visible to external members in a community when:

- This field is `true`, or
- This field is `false` but `UserPreferencesShowPostalCodeToGuestUsers` is `true`, which overrides this field's value.

External users are users with Community, Customer Portal, or partner portal licenses.

The default value is `false`. This field is available in API version 26.0 and later.

---

`UserPreferencesShowPostalCodeToGuestUsers`

**Type**

boolean

**Properties**

Create, Filter, Update

**Description**

Indicates the visibility of the postal or ZIP code field in the user's contact information. When `true`, postal code is visible to guest users. Guest users can access public Site.com and Salesforce sites, and public pages in Communities, via the Guest User license associated with each site or community. When `false`, this field returns the value `#N/A`.

When `true`, this field overrides the value `false` in `UserPreferencesShowPostalCodeToExternalUsers`, making the user's postal code visible to external members.

The default value is `false`. This field is available in API version 28.0 and later.

---

`UserPreferencesShowProfilePicToGuestUsers`

**Type**

boolean

**Properties**

Create, Filter, Update

**Description**

Indicates the visibility of the user's profile photo. When `true`, the photo is visible to guest users in a community. Guest users can access public Site.com and Salesforce sites, and public pages in Communities, via the Guest User license associated with each site or community.

---

Field	Details
	<p>When <code>false</code>, this field returns the stock photo. The default value is <code>false</code>. This field is available in API version 28.0 and later.</p>
<code>UserPreferencesShowStateToExternalUsers</code>	<p><b>Type</b> boolean</p> <p><b>Properties</b> Create, Filter, Update</p> <p><b>Description</b> Indicates the visibility of the state field in the user's contact information. State is visible only to internal members of the user's organization when:</p> <ul style="list-style-type: none"> <li>This field is <code>false</code>. When <code>false</code>, this field returns the value <code>#N/A</code>.</li> </ul> <p>State is visible to external members in a community when:</p> <ul style="list-style-type: none"> <li>This field is <code>true</code>, or</li> <li>This field is <code>false</code> but <code>UserPreferencesShowStateToGuestUsers</code> is <code>true</code>, which overrides this field's value.</li> </ul> <p>External users are users with Community, Customer Portal, or partner portal licenses.</p> <p>When <code>false</code>, this field returns the value <code>#N/A</code>. The default value is <code>false</code>. This field is available in API version 26.0 and later.</p>
<code>UserPreferencesShowStateToGuestUsers</code>	<p><b>Type</b> boolean</p> <p><b>Properties</b> Create, Filter, Update</p> <p><b>Description</b> Indicates the visibility of the state field in the user's contact information. When <code>true</code>, state is visible to guest users. Guest users can access public Site.com and Salesforce sites, and public pages in Communities, via the Guest User license associated with each site or community. When <code>false</code>, this field returns the value <code>#N/A</code>.</p> <p>When <code>true</code>, this field overrides the value <code>false</code> in <code>UserPreferencesShowStateToExternalUsers</code>, making the user's state visible to external members.</p> <p>The default value is <code>false</code>. This field is available in API version 28.0 and later.</p>
<code>UserPreferencesShowStreetAddressToExternalUsers</code>	<p><b>Type</b> boolean</p> <p><b>Properties</b> Create, Filter, Update</p>

## Field

## Details


Field	Details
	<p><b>Description</b></p> <p>Indicates the visibility of the street address field in the user's contact information. The address is visible only to internal members of the user's organization when this field is <code>false</code>. The address is visible to external members in a community when this field is <code>true</code>. External users are users with Community, Customer Portal, or partner portal licenses.</p> <p>When <code>false</code>, this field returns the value <code>#N/A</code>. The default value is <code>false</code>. This field is available in API version 26.0 and later.</p>
<code>UserPreferencesShowStreetAddressToGuestUsers</code>	<p><b>Type</b></p> <p>boolean</p> <p><b>Properties</b></p> <p>Create, Filter, Update</p> <p><b>Description</b></p> <p>Indicates the visibility of the street address field in the user's contact information. When <code>true</code>, the street address field is visible to guest users. Guest users can access public Site.com and Salesforce sites, and public pages in Communities, via the Guest User license associated with each site or community.</p> <p>When <code>true</code>, this field overrides the value <code>false</code> in <code>UserPreferencesShowStreetAddressToExternalUsers</code>, making the user's street address visible to guests.</p> <p>When <code>false</code>, this field returns the value <code>#N/A</code>. The default value is <code>false</code>. This field is available in API version 34.0 and later.</p>
<code>UserPreferencesShowTitleToExternalUsers</code>	<p><b>Type</b></p> <p>boolean</p> <p><b>Properties</b></p> <p>Create, Filter, Update</p> <p><b>Description</b></p> <p>Indicates the visibility of the business title field in the user's contact information. Title is visible only to internal members of the user's organization when:</p> <ul style="list-style-type: none"> <li>This field is <code>false</code>. When <code>false</code>, this field returns the value <code>#N/A</code>.</li> </ul> <p>Title is visible to external members in a community when:</p> <ul style="list-style-type: none"> <li>This field is <code>true</code>, or</li> <li>This field is <code>false</code> but <code>UserPreferencesShowTitleToGuestUsers</code> is <code>true</code>, which overrides this field's value.</li> </ul> <p>External users are users with Community, Customer Portal, or partner portal licenses.</p>

Field	Details
	The default value is <code>true</code> . This field is available in API version 26.0 and later.
<code>UserPreferencesShowTitleToGuestUsers</code>	<p><b>Type</b> boolean</p> <p><b>Properties</b> Create, Filter, Update</p> <p><b>Description</b> Indicates the visibility of the business title field in the user's contact information. When <code>true</code>, title is visible to guest users. Guest users can access public Site.com and Salesforce sites, and public pages in Communities, via the Guest User license associated with each site or community. When <code>false</code>, this field returns the value <code>#N/A</code>.</p> <p>When <code>true</code>, this field overrides the value <code>false</code> in <code>UserPreferencesShowTitleToExternalUsers</code>, making the user's title visible to external members.</p> <p>The default value is <code>false</code>. This field is available in API version 28.0 and later.</p>
<code>UserPreferencesShowWorkPhoneToExternalUsers</code>	<p><b>Type</b> boolean</p> <p><b>Properties</b> Create, Filter, Update</p> <p><b>Description</b> Indicates the visibility of the work phone number field in the user's contact information. The number is visible only to internal members of the user's organization when this field is <code>false</code>. The number is visible to external members in a community when this field is <code>true</code>. External users are users with Community, Customer Portal, or partner portal licenses.</p> <p>When <code>false</code>, this field returns the value <code>#N/A</code>. The default value is <code>false</code>. This field is available in API version 26.0 and later.</p>
<code>UserPreferencesShowWorkPhoneToGuestUsers</code>	<p><b>Type</b> boolean</p> <p><b>Properties</b> Create, Filter, Update</p> <p><b>Description</b> Indicates the visibility of the work phone field in the user's contact information. When <code>true</code>, the work phone field is visible to guest users. Guest users can access public Site.com and Salesforce sites, and public pages in Communities, via the Guest User license associated with each site or community.</p>



Field	Details
	<p>When <code>true</code>, this field overrides the value <code>false</code> in <code>UserPreferencesShowWorkPhoneToExternalUsers</code>, making the user's work phone visible to guests.</p> <p>When <code>false</code>, this field returns the value <code>#N/A</code>. The default value is <code>false</code>. This field is available in API version 34.0 and later.</p>
<code>UserPreferencesSortFeedByComment</code>	<p><b>Type</b> boolean</p> <p><b>Properties</b> Create, Filter, Update</p> <p><b>Description</b> Specifies the data value used in sorting a user's feed. When <code>true</code>, the feed is sorted by most recent comment activity. When <code>false</code>, the feed is sorted by post date.</p>
<code>UserPreferencesSuppressEventSFXReminders</code>	<p><b>Type</b> boolean</p> <p><b>Properties</b> Create, Filter, Update</p> <p><b>Description</b> When <code>true</code>, event reminders don't appear. Corresponds to the <b>Show event reminders in Lightning Experience</b> checkbox on the Activity Reminders page in the user interface. This field is related to <code>UserPreference</code> and customizing activity reminders.</p>
<code>UserPreferencesSuppressTaskSFXReminders</code>	<p><b>Type</b> boolean</p> <p><b>Properties</b> Create, Filter, Update</p> <p><b>Description</b> When <code>true</code>, task reminders don't appear. Corresponds to the <b>Show task reminders in Lightning Experience</b> checkbox on the Activity Reminders page in the user interface. This field is related to <code>UserPreference</code> and customizing activity reminders.</p>
<code>UserPreferencesTaskRemindersCheckboxDefault</code>	<p><b>Type</b> boolean</p> <p><b>Properties</b> Create, Filter, Update</p> <p><b>Description</b> When <code>true</code>, a reminder popup is automatically set on the user's tasks. Corresponds to the <code>By default, set reminder on Tasks</code></p>

Field	Details
	<p><code>to...</code> checkbox on the Reminders page in the user interface. This field is related to <code>UserPreference</code> and customizing activity reminders.</p>
<p><code>UserPreferencesUserDebugModePref</code></p>	<p><b>Type</b> boolean</p> <p><b>Properties</b> Create, Filter, Update</p> <p><b>Description</b> When <code>true</code>, the Lightning Component framework executes in debug mode for the user. Corresponds to the <code>Debug Mode</code> checkbox on the Advanced User Details page of personal settings in the user interface.</p>
<p><code>UserRoleId</code></p>	<p><b>Type</b> reference</p> <p><b>Properties</b> Create, Filter, Group, Nillable, Sort, Update</p> <p><b>Description</b> ID of the user's <code>UserRole</code>. Label is <b>Role ID</b>.</p>
<p><code>UserType</code></p>	<p><b>Type</b> picklist</p> <p><b>Properties</b> Filter, Group, Nillable, Sort, Restricted picklist</p> <p><b>Description</b> The category of user license. Each <code>UserType</code> is associated with one or more <code>UserLicense</code> records. Each <code>UserLicense</code> is associated with one or more profiles. In API version 10.0 and later, valid values include:</p> <ul style="list-style-type: none"> <li>• Standard: user license. This user type also includes Salesforce Platform and Salesforce Platform One user licenses. Label is <b>Standard</b>.</li> <li>• PowerPartner: User whose access is limited because he or she is a partner and typically accesses the application through a partner portal or community. Label is <b>Partner</b>.</li> <li>• CSPLitePortal: user whose access is limited because he or she is an organization's customer and accesses the application through a Customer Portal or community. Label is <b>High Volume Portal</b>.</li> <li>• CustomerSuccess: user whose access is limited because he or she is an organization's customer and accesses the application through a Customer Portal. Label is <b>Customer Portal User</b>.</li> <li>• PowerCustomerSuccess: user whose access is limited because he or she is an organization's customer and accesses the application through a Customer Portal. Label is <b>Customer Portal Manager</b>.</li> </ul>

Field	Details
	<p>Users with this license type can view and edit data they directly own or data owned by or shared with users below them in the Customer Portal role hierarchy.</p> <ul style="list-style-type: none"> <li>• CsnOnly: user whose access to the application is limited to Chatter. This user type includes Chatter Free and Chatter moderator users. Label is <b>Chatter Free</b>.</li> </ul>
WirelessEmail	<p><b>Type</b> email</p> <p><b>Properties</b> Create, Filter, Group, Nillable, Sort, Update</p> <p><b>Description</b> Wireless email address associated with this user. For use with Salesforce Wireless Edition. This field is available only if the Wireless and Email permissions are enabled for your organization.</p> <p> <b>Note:</b> As of November 2005, Salesforce Wireless Edition is no longer available for purchase. You can continue using Wireless Edition through the end of your existing contract term if you are one of the following:</p> <ul style="list-style-type: none"> <li>• A Professional Edition customer and purchased Wireless Edition prior to November 7, 2005.</li> <li>• An Enterprise Edition customer who has signed or renewed your Salesforce contract prior to November 7, 2005,</li> </ul>

## Usage

Use this object to query information about users and to provision and modify users in your organization. Unlike other objects, the records in the User table represent actual users—not data owned by users. Any user can query or describe User records.

For example, the following SOQL code finds users with a particular user role.

```
SELECT Id, Username
FROM User
WHERE UserRoleId='00ED0000000xicT'
```

Each portal user is associated with a portal account. A portal account can have a maximum of three portal roles (Executive, Manager, and User). You can select the default number of roles to be created from the user interface. The role hierarchy is maintained when you insert and delete portal roles, and roles are created bottom-up. Deleting the User role causes the Manager role to be renamed to User role. Deleting both the Executive and User roles causes the Manager role to be renamed to User role. Before deleting a role, you must assign users under that role to another role.

## Deactivate Users

You can't delete a user in the user interface or the API. You can deactivate a user in the user interface; and you can deactivate or disable a Customer Portal or partner portal user in the user interface or the API. Because users can never be deleted, we recommend that you exercise caution when creating them.

If you deactivate a user, any `EntitySubscription` where the user is associated with the `ParentId` or `SubscriberId` field, meaning all subscriptions both to and from the user, are soft deleted. If the user is reactivated, the subscriptions are restored. However, if you deactivate multiple users at once and these users follow each other, their subscriptions are hard deleted. In this case, the user-to-user `EntitySubscription` is deleted twice (double deleted). Such subscriptions can't be restored upon user reactivation.

## Passwords

For security reasons, you can't query User passwords via the API or the user interface. However, the API allows you to set and "reset" User passwords using the `setPassword()` and `resetPassword()` calls. The password lockout status and the ability to reset the User locked-out status is not available via the API. Check and reset the User password lockout status using the user interface.

## Associated Objects

This object has the following associated objects. Unless noted, they are available in the same API version as this object.

### UserFeed (API version 18.0)

Feed tracking is available for the object.

### UserShare

Sharing is available for the object.

SEE ALSO:

[UserRole](#)

[UserLicense](#)

## UserAccountTeamMember

---

Represents a User on the default account team of another User.

See also `OpportunityTeamMember`, which represents a User on the opportunity team of an Opportunity

## Supported Calls


`create()`, `delete()`, `describeSObjects()`, `getDeleted()`, `getUpdated()`, `query()`, `retrieve()`, `update()`, `upsert()`

## Special Access Rules

Customer Portal and Chatter Free users can't access this object.

## Fields

Field	Details
AccountAccessLevel	<p><b>Type</b> picklist</p> <p><b>Properties</b> Create, Filter, Restricted picklist, Update</p> <p><b>Description</b> Required. For Account records that the user has added to his or her default account team, the level of access the account team member has. . The possible values are:</p> <ul style="list-style-type: none"> <li>• Read</li> <li>• Edit</li> </ul> <p>This field must be set to an access level that is higher than the organization's default access level for accounts.</p>
CaseAccessLevel	<p><b>Type</b> picklist</p> <p><b>Properties</b> Create, Filter, Restricted picklist, Update</p> <p><b>Description</b> Required. Level of access that the account team member has to Case records related to the account. The possible values are:</p> <ul style="list-style-type: none"> <li>• None</li> <li>• Read</li> <li>• Edit</li> </ul> <p>This field must be set to an access level that is higher than the organization's default access level for cases.</p>
ContactAccessLevel	<p><b>Type</b> picklist</p> <p><b>Properties</b> Create, Filter, Restricted picklist, Update</p> <p><b>Description</b> Required. ForContact records related to the account, the level of access that the account team member has. The possible values are:</p> <ul style="list-style-type: none"> <li>• None</li> <li>• Read</li> <li>• Edit</li> </ul> <p>This field must be set to an access level that is higher than the organization's default access level for contacts.</p>

Field	Details
	<p> <b>Note:</b> When <code>DefaultContactAccess</code> is set to <code>Controlled</code> by <code>Parent</code>, you can't create or update this field.</p>
<code>OpportunityAccessLevel</code>	<p><b>Type</b> picklist</p> <p><b>Properties</b> Create, Filter, Restricted picklist, Update</p> <p><b>Description</b> Required. Level of access that the team member has to Opportunity records related to the account. The possible values are:</p> <ul style="list-style-type: none"> <li>• None</li> <li>• Read</li> <li>• Edit</li> </ul> <p>This field must be set to an access level that is higher than the organization's default access level for opportunities.</p>
<code>OwnerId</code>	<p><b>Type</b> reference</p> <p><b>Properties</b> Create, Filter</p> <p><b>Description</b> Required. ID of the User who owns the default account team.</p>
<code>TeamMemberRole</code>	<p><b>Type</b> picklist</p> <p><b>Properties</b> Create, Filter, Nillable, Update</p> <p><b>Description</b> Role that the team member has on opportunities for which the user has added his or her default account team. The valid values are set by the organization's administrator in the Account Team Roles picklist. Label is <b>Team Role</b>.</p>
<code>UserId</code>	<p><b>Type</b> reference</p> <p><b>Properties</b> Create, Filter</p> <p><b>Description</b> Required. ID of the User who is a member of the default account team. This field cannot be updated.</p>

## Usage

This object is available only in organizations that have enabled the account teams functionality, which can be done using the user interface.

If you attempt to create a record that matches an existing record, the create call updates any modified fields and returns the existing record.

You can set up a User record so the default account team includes the others who typically work with them on accounts.

## UserAppInfo

---

Stores the last Lightning app logged in to. This object is available in API version 38.0 and later.

## Supported Calls

`create()`, `delete()`, `describeSObjects()`, `getDeleted()`, `getUpdated()`, `query()`, `retrieve()`, `undelete()`, `update()`, `upsert()`

## Fields

Field Name	Details
<code>AppDefinitionId</code>	<p><b>Type</b> reference</p> <p><b>Properties</b> Create, Filter, Group, Nillable, Sort, Update</p> <p><b>Description</b> The ID of the last Lightning app that the user logged in to. This field is available in API version 43.0 and later.</p>
<code>FormFactor</code>	<p><b>Type</b> picklist</p> <p><b>Properties</b> Create, Filter, Group, Restricted picklist, Sort, Update</p> <p><b>Description</b> The relative size of the app as displayed. Values are:</p> <ul style="list-style-type: none"> <li>• Small—suitable for a small device like a mobile phone</li> <li>• Medium—suitable for a tablet</li> <li>• Large—suitable for a large display device, like a monitor</li> </ul> <p>It's possible to have three versions of the app as the one last logged in to, where each version has a different form factor.</p>
<code>UserId</code>	<p><b>Type</b> reference</p>

Field Name	Details
	<p><b>Properties</b> Create, Filter, Group, Sort</p> <p><b>Description</b> The ID of the user that used this app.</p>

## UserAppMenuCustomization

Represents an individual user's settings for items in the app menu or App Launcher. This object is available in API version 35.0 and later.

### Supported Calls

`create()`, `delete()`, `describeSObjects()`, `getDeleted()`, `getUpdated()`, `query()`, `retrieve()`, `undelete()`, `update()`, `upsert()`

### Fields

Field Name	Details
ApplicationId	<p><b>Type</b> reference</p> <p><b>Properties</b> Create, Filter, Group, Nillable, Sort, Update</p> <p><b>Description</b> The 15-character ID for the application associated with the menu item.</p>
OwnerId	<p><b>Type</b> reference</p> <p><b>Properties</b> Create, Defaulted on create, Filter, Group, Sort, Update</p> <p><b>Description</b> The ID of the user for these specific settings.</p>
SortOrder	<p><b>Type</b> int</p> <p><b>Properties</b> Create, Filter, Group, Nillable, Sort, Update</p> <p><b>Description</b> The index value that controls where this item appears in the menu. For example, a menu item with a sort order value of 5 will appear between items with sort order values of 3 and 9.</p>



## Usage

See the AppMenuItem object for the organization-wide default settings. This object contains the fields representing any changes the user made to the menu.

## Associated Objects

This object has the following associated objects. Unless noted, they are available in the same API version as this object.

### UserAppMenuCustomizationOwnerSharingRule

Sharing rules are available for the object.

### UserAppMenuCustomizationShare

Sharing is available for the object.

## UserAppMenuItem

---

Represents the organization-wide settings for items in the app menu or App Launcher that the requesting user has access to in Setup. This object is available in API version 35.0 and later.

## Supported Calls

`describeLayout()`, `describeSObjects()`, `query()`, `search()`

## Fields

Field Name	Details
AppMenuItemId	<p><b>Type</b> string</p> <p><b>Properties</b> Filter, Group, Nillable, Sort</p> <p><b>Description</b> The 15-character ID for the menu item.</p>
ApplicationId	<p><b>Type</b> reference</p> <p><b>Properties</b> Filter, Group, Nillable, Sort</p> <p><b>Description</b> The 15-character ID for the application associated with the menu item.</p>
Description	<p><b>Type</b> string</p>

Field Name	Details
	<p><b>Properties</b> Filter, Group, Nillable, Sort</p> <p><b>Description</b> A description of this menu item.</p>
IconUrl	<p><b>Type</b> url</p> <p><b>Properties</b> Filter, Group, Nillable, Sort</p> <p><b>Description</b> The icon for the menu item's application.</p>
InfoUrl	<p><b>Type</b> url</p> <p><b>Properties</b> Filter, Group, Nillable, Sort</p> <p><b>Description</b> The URL for more information about the application.</p>
IsUsingAdminAuthorization	<p><b>Type</b> boolean</p> <p><b>Properties</b> Defaulted on create, Filter, Group, Sort</p> <p><b>Description</b> If <code>true</code>, the app is pre-authorized for certain users by the administrator.</p>
IsVisible	<p><b>Type</b> boolean</p> <p><b>Properties</b> Defaulted on create, Filter, Group, Sort</p> <p><b>Description</b> If <code>true</code>, the app is visible to the user.</p>
Label	<p><b>Type</b> string</p> <p><b>Properties</b> Filter, Group, Nillable, Sort</p> <p><b>Description</b> The app's name.</p>

Field Name	Details
LogoUrl	<p><b>Type</b> url</p> <p><b>Properties</b> Filter, Group, Nillable, Sort</p> <p><b>Description</b> The logo for the menu item's application. The default is the initials of the Label value.</p>
MobileStartUrl	<p><b>Type</b> url</p> <p><b>Properties</b> Filter, Group, Nillable, Sort</p> <p><b>Description</b> The location mobile users are directed to after they've authenticated. This is only used with connected apps.</p>
Name	<p><b>Type</b> string</p> <p><b>Properties</b> Filter, Group, Nillable, Sort</p> <p><b>Description</b> The API name of the item.</p>
SortOrder	<p><b>Type</b> int</p> <p><b>Properties</b> Filter, Group, Nillable, Sort</p> <p><b>Description</b> The index value that controls where this item appears in the menu. For example, a menu item with a sort order value of 5 will appear between items with sort order values of 3 and 9.</p>
StartUrl	<p><b>Type</b> url</p> <p><b>Properties</b> Filter, Group, Nillable, Sort</p> <p><b>Description</b> The location users are directed to after they've authenticated. For a connected app, this is the location specified by the StartUrl. Otherwise it's the application's default start page.</p>

Field Name	Details
Type	<p><b>Type</b> picklist</p> <p><b>Properties</b> Filter, Group, Nillable, Restricted picklist, Sort</p> <p><b>Description</b> The type of application represented by this item. The types are:</p> <ul style="list-style-type: none"> <li>• ConnectedApplication</li> <li>• Network</li> <li>• ServiceProvider</li> <li>• TabSet</li> </ul>
UserSortOrder	<p><b>Type</b> int</p> <p><b>Properties</b> Filter, Group, Nillable, Sort</p> <p><b>Description</b> The index value that represents where the user set this item in the menu (or App Launcher). For example, an item with a sort order value of 5 will appear between items with sort order values of 3 and 9.</p> <p>This value is separate from sortOrder so you can create logic incorporating both values. For example, if you want the user-sorted items to appear first, followed by the organization order for the rest, use:</p> <pre>SELECT ApplicationId,SortOrder,UserSortOrder FROM AppMenuItem order by userSortOrder NULLS LAST, sortOrder NULLS LAST</pre>

## Usage

See the AppMenuItem object for the organization-wide default settings This object contains the fields the requesting user has permission to see.

## UserAuthCertificate

Represents a user authentication certificate in your org. A user certificate is a unique PEM-encoded X.509 digital certificate to authenticate individual users to your org. This object is available in API version 45.0 and later.

## Supported Calls

`create()`, `delete()`, `describeObjects()`, `query()`, `retrieve()`, `update()`, `upsert()`

## Special Access Rules

This object is only available in orgs configured with My Domain and with `Let users authenticate with a certificate` enabled in Identity Verification. Only users with the Manage Internal Users permission can access this object.

## Fields

Field	Details
CertificateChain	<p><b>Type</b> base64</p> <p><b>Properties</b> Create, Update</p> <p><b>Description</b> The uploaded PEM files can contain a single certificate or up to 10 certificates in a certificate chain. Uploaded PEM files cannot be larger than 1 MB.</p>
CertificateChainLength	<p><b>Type</b> int</p> <p><b>Properties</b> Create, Filter, Group, Nillable, Sort, Update</p> <p><b>Description</b> The auto-generated length of the certificate or certificate chain in the uploaded PEM file.</p>
DeveloperName	<p><b>Type</b> string</p> <p><b>Properties</b> Create, Filter, Group, Sort, Update</p> <p><b>Description</b> The unique name of the object in the API. This name can contain only underscores and alphanumeric characters, and must be unique in your org. It must begin with a letter, not include spaces, not end with an underscore, and not contain two consecutive underscores. When creating large sets of data, always specify a unique <code>DeveloperName</code> for each record. If no <code>DeveloperName</code> is specified, Salesforce generates one for each record, which slows performance.</p>
ExpirationDate	<p><b>Type</b> dateTime</p> <p><b>Properties</b> Filter, Sort</p> <p><b>Description</b> The expiration date of the uploaded certificate.</p>

Field	Details
Fingerprint	<p><b>Type</b> string</p> <p><b>Properties</b> Filter, Group, idLookup, Sort</p> <p><b>Description</b> The unique fingerprint of the uploaded certificate.</p>
Language	<p><b>Type</b> picklist</p> <p><b>Properties</b> Create, Defaulted on create, Filter, Group, Nillable, Restricted picklist, Sort, Update</p> <p><b>Description</b> The language in which to display the certificate. Possible values are:</p> <ul style="list-style-type: none"> <li>• da (Danish)</li> <li>• de (German)</li> <li>• en_US (English)</li> <li>• es (Spanish)</li> <li>• es_MX (Spanish - Mexico)</li> <li>• fi (Finnish)</li> <li>• fr (French)</li> <li>• it (Italian)</li> <li>• ja (Japanese)</li> <li>• ko (Korean)</li> <li>• nl_NL (Dutch)</li> <li>• no (Norwegian)</li> <li>• pt_BR (Portuguese - Brazil)</li> <li>• ru (Russian)</li> <li>• sv (Swedish)</li> <li>• th (Thai)</li> <li>• zh_CN (Chinese - Simplified)</li> <li>• zh_TW (Chinese - Traditional)</li> </ul>
MasterLabel	<p><b>Type</b> string</p> <p><b>Properties</b> Create, Filter, Group, Sort, Update</p> <p><b>Description</b> A descriptive name for the certificate.</p>

Field	Details
SerialNumber	<p><b>Type</b> string</p> <p><b>Properties</b> Filter, Group, Sort</p> <p><b>Description</b> The serial number of the uploaded certificate.</p>
UserID	<p><b>Type</b> reference</p> <p><b>Properties</b> Create, Filter, Group, Sort, Update</p> <p><b>Description</b> The user associated with the certificate.</p>

## UserConfigTransferButton

Represents the association between a Chat configuration and a live chat button. This association allows users associated with a specific configuration to transfer chats to a button queue.

### Supported Calls

`create()`, `delete()`, `describeObjects()`, `query()`, `retrieve()`, `update()`, `upsert()`

### Fields

Field Name	Details
LiveChatButtonId	<p><b>Type</b> reference</p> <p><b>Properties</b> Create, Filter, Group, Nillable, Sort</p> <p><b>Description</b> The ID of the live chat button that agents can transfer chats to.</p>
LiveChatUserConfigId	<p><b>Type</b> reference</p> <p><b>Properties</b> Create, Filter, Group, Sort</p>

Field Name	Details
	<p><b>Description</b></p> <p>The ID of the Chat configuration; agents associated with this configuration can transfer chats to the chat button indicated by the <code>LiveChatButtonId</code>.</p>

## UserConfigTransferSkill

Represents the association between a Chat configuration and a skill. This association allows users associated with a specific configuration to transfer chats to agents who have that skill.

### Supported Calls

`create()`, `delete()`, `describeSObjects()`, `query()`, `retrieve()`, `update()`, `upsert()`

### Fields

Field Name	Details
<code>LiveChatUserConfigId</code>	<p><b>Type</b> reference</p> <p><b>Properties</b> Create, Filter, Group, Sort</p> <p><b>Description</b> The ID of the Chat configuration; agents associated with this configuration can transfer chats to the chat button indicated by the <code>LiveChatButtonId</code>.</p>
<code>SkillId</code>	<p><b>Type</b> reference</p> <p><b>Properties</b> Create, Filter, Group, Nillable, Sort</p> <p><b>Description</b> The ID of the skill group that agents can transfer chats to.</p>

## UserCustomBadge

Represents a custom badge for a user. This object is available in API version 38.0 and later.

### Supported Calls

`create()`, `delete()`, `describeSObjects()`, `query()`, `retrieve()`, `update()`, `upsert()`



## Fields

Field Name	Details
BadgeType	<p><b>Type</b> picklist</p> <p><b>Properties</b> Create, Filter, Group, Restricted picklist, Sort, Update</p> <p><b>Description</b> The type of badge. Valid values are:</p> <ul style="list-style-type: none"> <li>• Customer</li> <li>• Partner</li> <li>• Employee</li> </ul>
CustomText	<p><b>Type</b> string</p> <p><b>Properties</b> Create, Filter, Group, Nillable, Sort, Update</p> <p><b>Description</b> Custom text for the badge.</p>
ParentId	<p><b>Type</b> reference</p> <p><b>Properties</b> Create, Filter, Group, Nillable, Sort, Update</p> <p><b>Description</b> The ID of the community or org that the badge is in.</p>

## UserCustomBadgeLocalization

Represents the translated version of a custom badge for a user. This object is available in API version 38.0 and later.

### Supported Calls

`create()`, `describeSObjects()`, `getDeleted()`, `getUpdated()`, `query()`, `retrieve()`, `update()`

### Special Access Rules

- Translation Workbench must be enabled for your org.
- Users with the “Customize Application” or “Manage Translation” permission can create or update UserCustomBadge translations.

## Fields

Field Name	Details
Language	<p><b>Type</b> picklist</p> <p><b>Properties</b> Create, Filter, Group, Restricted picklist, Sort</p> <p><b>Description</b> The language the UserCustomBadge is translated into. This picklist contains these fully supported languages.</p> <ul style="list-style-type: none"> <li>• Chinese (Simplified): zh_CN</li> <li>• Chinese (Traditional): zh_TW</li> <li>• Danish: da</li> <li>• Dutch: nl_NL</li> <li>• English: en_US</li> <li>• Finnish: fi</li> <li>• French: fr</li> <li>• German: de</li> <li>• Italian: it</li> <li>• Japanese: ja</li> <li>• Korean: ko</li> <li>• Norwegian: no</li> <li>• Portuguese (Brazil): pt_BR</li> <li>• Russian: ru</li> <li>• Spanish: es</li> <li>• Spanish (Mexico): es_MX Spanish (Mexico) defaults to Spanish for customer-defined translations.</li> <li>• Swedish: sv</li> <li>• Thai: th The Salesforce user interface is fully translated to Thai, but Help is in English.</li> </ul>
NamespacePrefix	<p><b>Type</b> string</p> <p><b>Properties</b> Filter, Group, Nillable, Sort</p> <p><b>Description</b> The namespace prefix that is associated with this object. Each Developer Edition org that creates a managed package has a unique namespace prefix. Limit: 15 characters. You can refer to a component in a managed package by using the <b>namespacePrefix__componentName</b> notation. The namespace prefix can have one of the following values.</p>

Field Name	Details
	<ul style="list-style-type: none"> <li>In Developer Edition orgs, <code>NamespacePrefix</code> is set to the namespace prefix of the org for all objects that support it, unless an object is in an installed managed package. In that case, the object has the namespace prefix of the installed managed package. This field's value is the namespace prefix of the Developer Edition org of the package developer.</li> <li>In orgs that are not Developer Edition orgs, <code>NamespacePrefix</code> is set only for objects that are part of an installed managed package. All other objects have no namespace prefix.</li> </ul>
ParentId	<p><b>Type</b> reference</p> <p><b>Properties</b> Create, Filter, Group, Sort</p> <p><b>Description</b> ID of the UserCustomBadge.</p>
Value	<p><b>Type</b> string</p> <p><b>Properties</b> Create, Filter, Sort, Update</p> <p><b>Description</b> The translated text for the UserCustomBadge. Label is <b>Translation Text</b>.</p>

## UserDevice

Represents information unique to a device. Available in API version 43.0 and later.

### Supported Calls

`describeSObjects()`, `getDeleted()`, `getUpdated()`, `query()`, `retrieve()`

### Special Access Rules

You must have View Devices enabled to see devices.

### Fields

Field Name	Details
BrowserType	<p><b>Type</b> string</p>

Field Name	Details
	<p><b>Properties</b> Filter, Group, Nillable, Sort</p> <p><b>Description</b> The browser used for login.</p>
DeviceNativeUId	<p><b>Type</b> string</p> <p><b>Properties</b> Filter, Group, idLookup, Nillable, Sort</p> <p><b>Description</b> A unique string used to identify a mobile device.</p>
DeviceType	<p><b>Type</b> picklist</p> <p><b>Properties</b> Filter, Group, Nillable, Restricted picklist, Sort</p> <p><b>Description</b> The device used to log in to Salesforce. The picklist options are:</p> <ul style="list-style-type: none"> <li>• Desktop</li> <li>• Tablet</li> <li>• iPad</li> <li>• iPhone</li> <li>• Phone</li> <li>• Unknown</li> </ul>
IsVerified	<p><b>Type</b> boolean</p> <p><b>Properties</b> Defaulted on create, Filter, Group, Sort</p> <p><b>Description</b> Reserved for future use.</p>
LastLoginHistoryId	<p><b>Type</b> reference</p> <p><b>Properties</b> Filter, Group, Nillable, Sort</p> <p><b>Description</b> The most recent LoginHistory associated with the device.</p>
Name	<p><b>Type</b> string</p>

Field Name	Details
	<p><b>Properties</b> Filter, Group, idLookup, Sort</p> <p><b>Description</b> This field is system-generated and cannot be changed.</p>
PlatformType	<p><b>Type</b> picklist</p> <p><b>Properties</b> Filter, Group, Nillable, Restricted picklist, Sort</p> <p><b>Description</b> The operating system of the device. The picklist options are:</p> <ul style="list-style-type: none"><li>• iOS</li><li>• Android</li><li>• OSX</li><li>• Linux</li><li>• Phone</li><li>• Windows</li><li>• AppleApp</li><li>• Blackberry</li><li>• Other</li></ul>
PlatformVersion	<p><b>Type</b> string</p> <p><b>Properties</b> Filter, Group, Nillable, Sort</p> <p><b>Description</b> The version of the operating system running on the device.</p>
Status	<p><b>Type</b> picklist</p> <p><b>Properties</b> Filter, Group, Nillable, Restricted picklist, Sort</p> <p><b>Description</b> The activity status of the device. The picklist options are:</p> <ul style="list-style-type: none"><li>• Active</li><li>• Revoked</li><li>• New</li></ul>
UserId	<p><b>Type</b> reference</p>

Field Name	Details
	<p><b>Properties</b> Filter, Group, Sort</p> <p><b>Description</b> The ID of the user.</p>
UserLastSeen	<p><b>Type</b> dateTime</p> <p><b>Properties</b> Filter, Nillable, Sort</p> <p><b>Description</b> The date and time of the user's last access.</p>

## UserDeviceApplication

Represents information on applications installed on a device that is accessing Salesforce. Available in API version 43.0 and later.

### Supported Calls

`describeSObjects()`, `getDeleted()`, `getUpdated()`, `query()`, `retrieve()`

### Special Access Rules

You must have View Devices enabled to see devices.

### Fields

Field Name	Details
ApplicationType	<p><b>Type</b> string</p> <p><b>Properties</b> Filter, Group, Nillable, Sort</p> <p><b>Description</b> The type of application used to log in to Salesforce.</p>
Name	<p><b>Type</b> string</p> <p><b>Properties</b> Filter, Group, idLookup, Sort</p>

Field Name	Details
	<p><b>Description</b> This field is system-generated and cannot be changed.</p>
Status	<p><b>Type</b> picklist</p> <p><b>Properties</b> Filter, Group, Nillable, Restricted picklist, Sort</p> <p><b>Description</b> The activity status of the device application. The picklist options are:</p> <ul style="list-style-type: none"> <li>• Active</li> <li>• Revoked</li> <li>• New</li> </ul>
UserDeviceId	<p><b>Type</b> reference</p> <p><b>Properties</b> Filter, Group, Nillable, Sort</p> <p><b>Description</b> The unique identifier used to identify a device when tracking events. <code>UserDeviceId</code> is a generated value that's created when the mobile app is initially run after installation.</p>
UserId	<p><b>Type</b> reference</p> <p><b>Properties</b> Filter, Group, Sort</p> <p><b>Description</b> The ID of the user.</p>

## UserEmailCalendarSync

---

Represents the user assignments of an Einstein Activity Capture configuration. This object is available in API version 49.0 and later.

### Supported Calls

`create()`, `describeSObjects()`, `query()`, `update()`, `upsert()`

## Fields

Field	Details
ConfigurationId	<p><b>Type</b> string</p> <p><b>Properties</b> Create, Filter, Group, Nillable, Sort, Update</p> <p><b>Description</b> ID of the Einstein Activity Capture configuration. The configuration is created in Salesforce Setup. After the configuration is created, the autogenerated ID is visible on the Configurations tab. From Setup, in the Quick Find box, enter <i>Einstein Activity Capture</i>, and then select <b>Settings</b>. Click the Configurations tab.</p>
UserId	<p><b>Type</b> string</p> <p><b>Properties</b> Create, Filter, Group, Nillable, Sort, Update</p> <p><b>Description</b> ID of the user. Only Einstein Activity users can be added to a configuration.</p>

## Usage

Use UserEmailCalendarSync to add and remove users to an Einstein Activity Capture configuration.

This example adds two users to an Einstein Activity Capture configuration.

```
// Create a list of UserEmailCalendarSync records
List<UserEmailCalendarSync> usersToAdd = new ArrayList<>();

// Populate the UserEmailCalendarSync record with the ID of
// the user, and with the ID of the Activity Capture configuration you are adding them to
UserEmailCalendarSync user1 = new UserEmailCalendarSync(ConfigurationId = '0063xxxxxxxxxx',
    UserId = '005xxxxxxxxxxxxx');

UserEmailCalendarSync user2= new UserEmailCalendarSync(ConfigurationId = '0063xxxxxxxxxx',
    UserId = '005xxxxxxxxxxxxx');

// add the UserEmailCalendarSync users to your list
usersToAdd.add(user1);
usersToAdd.add(user2);

// Insert the list of UserEmailCalendarSync into the database
Database.SaveResult[] results = Database.insertImmediate(usersToAdd);
```

This example removes a user from an Einstein Activity Capture configuration.



To remove a user, call `UserEmailCalendarSync()`, passing in `null` for `ConfigurationId`.

```
UserEmailCalendarSync user2Remove= new
UserEmailCalendarSync(ConfigId = "", UserId = '005xxxxxxxxxxxxx');
Database.SaveResult results =Database.insertImmediate(user2Remove);
```

## UserEmailPreferredPerson

---

Represents a mapping for a user's preferred record for an email address when multiple records match an email field. This object is available in API version 44.0 and later.

### Supported Calls

`create()`, `delete()`, `describeSObjects()`, `getDeleted()`, `getUpdated()`, `query()`, `retrieve()`, `search()`, `update()`, `upsert()`

### Fields

Field	Details
Email	<p><b>Type</b> email</p> <p><b>Properties</b> Create, Filter, Group, idLookup, Sort, Update</p> <p><b>Description</b> Required. The unique email the mapping applies to. This field is unique for each user.</p>
Name	<p><b>Type</b> stringString</p> <p><b>Properties</b> Autonumber, Defaulted on create, Filter, idLookup, Sort</p> <p><b>Description</b> Read-only. Auto-generated field.</p>
OwnerId	<p><b>Type</b> reference</p> <p><b>Properties</b> Create, Defaulted on create, Filter, Group, Sort, Update</p> <p><b>Description</b> Required. The userId that owns the record. Each record is only accessible to the owner.</p>
PersonRecordId	<p><b>Type</b> reference</p>

Field	Details
	<p><b>Properties</b> Create, Filter, Group, Sort, Update</p> <p><b>Description</b> Required. The recordId of a contact, lead, or user that represents the preferred record for the email address. Use cascade delete for contact and lead, and delete if the personId is a deactivated user record.</p>

## Associated Objects

This object has the following associated objects. Unless noted, they are available in the same API version as this object.

### UserEmailPreferredPersonShare

Sharing is available for the object.

## UserEmailPreferredPersonShare

Represents a sharing entry on a UserEmailPreferredPerson object. Sharing is not customizable for UserEmailPreferredPerson records. This object is available in API version 44.0 and later.

## Supported Calls

`create()`, `delete()`, `describeSObjects()`, `query()`, `retrieve()`, `update()`, `upsert()`

## Fields

Field	Details
AccessLevel	<p><b>Type</b> picklist</p> <p><b>Properties</b> Create, Filter, Group, Restricted picklist, Sort, Update</p> <p><b>Description</b> Required. The level of access allowed. Values can be:</p> <ul style="list-style-type: none"> <li>All</li> <li>Edit</li> <li>Read</li> </ul>
ParentId	<p><b>Type</b> reference</p>

Field	Details
	<p><b>Properties</b> Create, Filter, Group, Sort,</p> <p><b>Description</b> Id of the parent record, if any.</p>
RowCause	<p><b>Type</b> picklist</p> <p><b>Properties</b> Create, Filter, Group, Nillable, Restricted picklist, Sort,</p> <p><b>Description</b> Required. Reason that the sharing entry exists. Valid values can include:</p> <ul style="list-style-type: none"> <li>• <code>Manual</code>—The user or group has access because a user with All access manually shared the channel program member record with them.</li> <li>• <code>Owner</code>—The user is the owner of the channel program record or is in a role above the channel program member record owner in the role hierarchy.</li> </ul>
UserOrGroupId	<p><b>Type</b> reference</p> <p><b>Properties</b> Create, Filter, Group, Sort,</p> <p><b>Description</b> Required. ID of the user or group that has been given access to the <code>UserEmailPreferredPerson</code> record. The <code>UserOrGroupId</code> is polymorphic. The label is <code>User/Group Id</code>.</p>

## UserLicense

Represents a user license in your organization. A user license entitles a user to specific functionality and determines the profiles and permission sets available to the user.

## Supported Calls

`describeSObjects()`, `query()`, `retrieve()`

## Fields

Field	Details
LicenseDefinitionKey	<p><b>Type</b> string</p>

## Field

## Details

**Properties**

Filter, Group, Sort

**Description**

A string that uniquely identifies a particular user license. Label is `License Def. ID`. Values are:

**AUL**: corresponds to the Salesforce Platform user license

**AUL1**: corresponds to the Salesforce Platform One user license

**AUL\_LIGHT** corresponds to the Salesforce Platform Light user license

**FDC\_ONE** corresponds to the Lightning Platform - One App user license

**FDC\_SUB** corresponds to the Lightning Platform App Subscription user license

**Overage\_Platform\_Portal\_User** corresponds to the Overage Authenticated Website user license

**PID\_STRATEGIC\_PRM**: corresponds to the Gold Partner user license

**PID\_CHATTER** corresponds to the Chatter Only user license

**PID\_CONTENT** corresponds to the Content Only user license

**PID\_Customer\_Portal\_Basic**: corresponds to the Customer Portal Manager Standard user license and the Customer Portal User license

**PID\_Customer\_Portal\_Standard**: corresponds to the Customer Portal Manager Custom user license

**PID\_FDC\_FREE** corresponds to the Lightning Platform Free user license

**PID\_IDEAS** corresponds to the Ideas Only user license

**PID\_Ideas\_Only\_Portal** corresponds to the Ideas Only Portal user license

**PID\_Ideas\_Only\_Site** corresponds to the Ideas Only Site user license

**PID\_KNOWLEDGE** corresponds to the Knowledge Only user license

**PID\_Customer\_Community** corresponds to the Customer Community license.

**PID\_Customer\_Community\_Login** corresponds to the Customer Community Login license.

**PID\_Partner\_Community** corresponds to the Partner Community license.

**PID\_Partner\_Community\_Login** corresponds to the Partner Community Login license.


**PID\_Limited\_Customer\_Portal\_Basic**: corresponds to the Limited Customer Portal Manager Standard user license

**PID\_Limited\_Customer\_Portal\_Standard**: corresponds to the Limited Customer Portal Manager Custom user license

**PID\_Overage\_Customer\_Portal\_Basic**: corresponds to the Overage Customer Portal Manager Standard user license

**PID\_Overage\_High Volume Customer Portal** corresponds to the Overage High Volume Customer Portal user license

**Platform\_Portal\_User**: corresponds to the Authenticated Website user license

Field	Details
	<p><b>POWER_PRM:</b> corresponds to the Partner user license</p> <p><b>POWER_SSP:</b> corresponds to the Customer Portal Manager user license</p> <p><b>SFDC:</b> corresponds to the Full CRM user license</p>
MasterLabel	<p><b>Type</b> string</p> <p><b>Properties</b> Filter, Group, Sort</p> <p><b>Description</b> The user license label.  This field is available in API version 32.0 and later.</p>
MonthlyLoginsEntitlement	<p><b>Type</b> int</p> <p><b>Properties</b> Filter, Nillable</p> <p><b>Description</b> The maximum number of customer or partner portal logins allowed per month. A <code>null</code> value in this field means the user license is charged according to the number of users rather than the number of logins.  This field is available in API version 20.0 and later.</p>
MonthlyLoginsUsed	<p><b>Type</b> int</p> <p><b>Properties</b> Nillable</p> <p><b>Description</b> The number of successful logins for all users associated with a customer or partner portal user license. This field has a non-<code>null</code> value if <code>MonthlyLoginsEntitlement</code> has a non-<code>null</code> value.  This field is available in API version 20.0 and later.</p>
Name	<p><b>Type</b> string</p> <p><b>Properties</b> Filter, Group, idLookup, Sort</p> <p><b>Description</b> The internal name of the user license.</p> <p> <b>Note:</b> Your organization may also include custom user licenses.</p>

Field	Details
Status	<p><b>Type</b> picklist</p> <p><b>Properties</b> Filter, Group, Restricted picklist, Sort</p> <p><b>Description</b> The current status of the user license. Valid values for this field are <code>Active</code> and <code>Disabled</code>. This field is available in API version 32.0 and later.</p>
TotalLicenses	<p><b>Type</b> int</p> <p><b>Properties</b> Filter, Group, Sort</p> <p><b>Description</b> The number of user licenses in the organization. This field is available in API version 32.0 and later.</p>
UsedLicenses	<p><b>Type</b> int</p> <p><b>Properties</b> Filter, Group, Sort</p> <p><b>Description</b> The number of user licenses that are assigned to active users in the organization. This field is available in API version 32.0 and later.</p>
UsedLicensesLastUpdated	<p><b>Type</b> dateTime</p> <p><b>Properties</b> aggregate, Filter, Sort</p> <p><b>Description</b> The timestamp of the query. If your license count exceeds your org's allotted threshold, the count timestamp reflects the previous day, otherwise the timestamp reflects the current day and time. This field is available in API version 41.0 and later.</p>

## Usage

Users with the "View Setup and Configuration" permission can use the UserLicense object to view the set of currently defined user licenses in your organization.

The UserLicense object is currently used by bulk user creation to determine the user license to which each profile and permission set belongs. For example, if you use the API to create portal users and you want to know which profile belongs to each portal user license, you can query this object for each profile and check the `LicenseDefinitionKey` to identify the associated user license.

SEE ALSO:

[Profile](#)

## UserListView

---

Represents the customizations a user made to a list view. This object is available in API version 32.0 and later.

### Supported Calls

`create()`, `delete()`, `describeSObjects()`, `query()`, `retrieve()`, `update()`, `upsert()`

### Fields

Name	Details
LastViewedChart	<p><b>Type</b> picklist</p> <p><b>Properties</b> Create, Filter, Group, Nillable, Restricted picklist, Sort, Update</p> <p><b>Description</b> The last chart a user viewed.</p>
ListViewId	<p><b>Type</b> reference</p> <p><b>Properties</b> Create, Filter, Group, Sort</p> <p><b>Description</b> The ID of the list view.</p>
SubjectType	<p><b>Type</b> picklist</p> <p><b>Properties</b> Create, Filter, Group, Nillable, Restricted picklist, Sort, Update</p> <p><b>Description</b> The API name of the sObject for the user list view.</p>
UserId	<p><b>Type</b> reference</p>

Name	Details
	<p><b>Properties</b> Create, Filter, Group, Sort</p> <p><b>Description</b> The ID of the user.</p>

## UserListViewCriterion

Represents the criterion for a user's customized list view. The criterion consists of the filters or sort order a user added to a list view for the Salesforce Mobile app. This object is available in API version 32.0 and later.

## Supported Calls

`create()`, `delete()`, `describeObjects()`, `query()`, `retrieve()`, `update()`, `upsert()`

## Fields

Name	Details
ColumnName	<p><b>Type</b> string</p> <p><b>Properties</b> Create, Filter, Group, Sort, Update</p> <p><b>Description</b> The name of the column in the user list view.</p>
Operation	<p><b>Type</b> picklist</p> <p><b>Properties</b> Create, Filter, Group, Restricted picklist, Sort, Update</p> <p><b>Description</b> The criteria to apply, such as "equals" or "starts with."</p>
SortOrder	<p><b>Type</b> int</p> <p><b>Properties</b> Create, Filter, Group, Sort, Update</p> <p><b>Description</b> The order in which the list view is evaluated compared to other UserListViewCriterion objects for the given UserListView.</p>



Name	Details
UserListViewId	<p><b>Type</b> reference</p> <p><b>Properties</b> Create, Filter, Group, Sort</p> <p><b>Description</b> The ID of the user list view.</p>
Value	<p><b>Type</b> string</p> <p><b>Properties</b> Create, Filter, Group, Nillable, Sort, Update</p> <p><b>Description</b> The field values used to filter the list view. For example, a value of 94105 if the Field is <code>Billing Zip/Postal Code</code> shows only rows that have a billing ZIP code of 94105.</p>

## UserLogin

Represents the settings that affect a user's ability to log into an organization. To access this object, you need the `UserPermissions.ManageUsers` permission. This object is available in API version 29.0 and later.

## Supported Calls

`describeSObjects()`, `query()`, `retrieve()`, `update()`

## Fields

Field Name	Details
IsFrozen	<p><b>Type</b> boolean</p> <p><b>Properties</b> Defaulted on create, Filter, Group, Sort, Update</p> <p><b>Description</b> If <code>true</code>, the user account associated with this object is frozen.</p>
IsPasswordLocked	<p><b>Type</b> boolean</p> <p><b>Properties</b> Defaulted on create, Filter, Group, Sort, Update</p>

Field Name	Details
	<p><b>Description</b></p> <p>If <code>true</code>, the user account associated with this object is locked because of too many login failures. From the API, you can set this field to <code>false</code>, but not <code>true</code>.</p>
UserId	<p><b>Type</b></p> <p>reference</p> <p><b>Properties</b></p> <p>Filter, Group, Nillable, Sort</p> <p><b>Description</b></p> <p>ID of the associated user account. This field can't be updated.</p>

## Usage

To query for all frozen users in your organization:

```
SELECT Id, UserId
FROM UserLogin
WHERE IsFrozen = true
```

## UserMembershipSharingRule

Represents the rules for sharing user records from a source group to a target group. A user record contains details about a user. Users who are members of the source group can be shared with members of the target group. The source and target groups can be based on roles, portal roles, public groups, or territories. This object is available in API version 26.0 and later.

## Supported Calls


`create()`, `delete()`, `describeSObjects()`, `getDeleted()`, `getUpdated()`, `query()`, `retrieve()`, `update()`

## Special Access Rules

As of Spring '20 and later, only users with the View Setup and Configuration permission can access this object, and only users with the Manage Sharing permission can edit this object.

## Fields

Field	Details
Description	<p><b>Type</b></p> <p>textarea</p> <p><b>Properties</b></p> <p>Create, Filter, Nillable, Sort, Update</p>

Field	Details
	<p><b>Description</b></p> <p>A description of the sharing rule. Maximum size is 1000 characters. This field is available in API version 29.0 and later.</p>
DeveloperName	<p><b>Type</b></p> <p>string</p> <p><b>Properties</b></p> <p>Create, Filter, Group, Nillable, Sort, Update</p> <p><b>Description</b></p> <p>The unique name of the object in the API. This name can contain only underscores and alphanumeric characters, and must be unique in your org. It must begin with a letter, not include spaces, not end with an underscore, and not contain two consecutive underscores. In managed packages, this field prevents naming conflicts on package installations. With this field, a developer can change the object's name in a managed package and the changes are reflected in a subscriber's organization. Corresponds to <b>Rule Name</b> in the user interface.</p> <p> <b>Note:</b> When creating large sets of data, always specify a unique DeveloperName for each record. If no DeveloperName is specified, performance may slow while Salesforce generates one for each record.</p>
GroupId	<p><b>Type</b></p> <p>reference</p> <p><b>Properties</b></p> <p>Create, Filter, Group, Sort</p> <p><b>Description</b></p> <p>The ID representing the source group.</p>
Name	<p><b>Type</b></p> <p>string</p> <p><b>Properties</b></p> <p>Create, Filter, Group, idLookup, Sort, Update</p> <p><b>Description</b></p> <p>Label of the sharing rule as it appears in the user interface. Limited to 80 characters. Corresponds to <b>Label</b> on the user interface.</p>
UserAccessLevel	<p><b>Type</b></p> <p>picklist</p> <p><b>Properties</b></p> <p>Create, Filter, Group, Restricted picklist, Sort, Update</p> <p><b>Description</b></p> <p>A value that represents the type of sharing being allowed. The possible values are:</p> <ul style="list-style-type: none"> <li>• Read</li> </ul>

Field	Details
	<ul style="list-style-type: none"> <li>Edit</li> </ul>
UserOrGroupId	<p><b>Type</b> reference</p> <p><b>Properties</b> Create, Filter, Group, Sort</p> <p><b>Description</b> The ID representing the target group being given access.</p>

## Usage

Use this object to manage sharing rules for user records. Source and target groups can include internal users, portal users, Chatter or Chatter External users.

## UserPackageLicense

Represents a license for an installed managed package, assigned to a specific user. This object is available in API version 31.0 and later.

## Supported Calls

`create()`, `delete()`, `query()`, `retrieve()`

## Fields

Field Name	Details
PackageLicenseId	<p><b>Type</b> reference</p> <p><b>Properties</b> Create, Filter, Group, Sort</p> <p><b>Description</b> The 18-character Globally Unique ID (GUID) that identifies the package license</p>
UserId	<p><b>Type</b> reference</p> <p><b>Properties</b> Create, Filter, Group, Sort</p> <p><b>Description</b> The User ID of the user licensed to use this package</p>

## Usage

Use this object, in conjunction with PackageLicense, to provide users access to a managed package installed in your organization.

## UserPermissionAccess

---

Represents the permissions accessibility for a current user. Available in API version 41.0 and later.

## Supported Calls

`describeSObjects()`, `query()`

## Fields

Field	Details
<code>LastCacheUpdate</code>	<p><b>Type</b> dateTime</p> <p><b>Properties</b> Filter, Nillable, Sort</p> <p><b>Description</b> The last modified date and time of either the user info or org info, whichever is later.</p>
<code>Permissions&lt;PermissionName&gt;</code>	<p><b>Type</b> boolean</p> <p><b>Properties</b> Filter</p> <p><b>Description</b> The name of the permission, such as <code>PermissionsActivateContract</code> or <code>PermissionsAuthorApex</code> and whether it's available to the user (<code>true</code>) or not (<code>false</code>).</p>

## Usage

API users without `PermissionsViewSetup` can use this object to check if their own sessions have access to a feature.

## UserPreference

---

Represents a functional preference for a specific user in your organization.

## Supported Calls

`create()`, `delete()`, `describeSObjects()`, `query()`, `retrieve()`, `update()`, `upsert()`

## Special Access Rules

Customer Portal users can't access this object.

Only users with the View All Data or Manage Users permission can access UserPreference records of other users but all users can access their own UserPreference record.



**Note:** This behavior does not affect other types of user access such as Create or Edit.

## Fields

Field	Details
Preference	<p><b>Type</b> picklist</p> <p><b>Properties</b> Create, Defaulted on create, Filter, Group, Restricted picklist, Sort, Update</p> <p><b>Description</b> The name of the user preference. Supported values are:</p> <ul style="list-style-type: none"> <li>• 57 (Event Reminder Default Lead Time)</li> <li>• 58 (Task Reminder Default Time)</li> <li>• 91 (Prevent Logs on Load)</li> <li>• 92 (Autocomplete Apex After Key Press)</li> <li>• 93 (Visualforce Viewstate Inspector)</li> <li>• 94 (Forecasting Displayed Type)</li> <li>• 96 (Editor Theme)</li> <li>• 97 (Editor Font Size)</li> <li>• 98 (Pinned Folders)</li> <li>• 99 (Enable Query Plan)</li> <li>• 100 (Enable New Open Dialog)</li> <li>• 101 (Email Transport Type)</li> <li>• 102 (Pinned Wave Folders)</li> <li>• 108 (Density)</li> </ul> <p>Event Reminder Default Lead Time and Task Reminder Default Time are related to these fields on the User object:</p> <ul style="list-style-type: none"> <li>• <code>UserPreferencesEventRemindersCheckboxDefault</code></li> <li>• <code>UserPreferencesTaskRemindersCheckboxDefault</code></li> <li>• <code>UserPreferencesSuppressEventSFXReminders</code></li> <li>• <code>UserPreferencesSuppressTaskSFXReminders</code></li> </ul> <p>Enable New Open Dialog is reserved for future use.</p> <p>When creating SOQL queries, <code>tolabel</code> is required to return accurate results. For example, <code>select Id, tolabel(Preference), Value, UserId from UserPreference.</code></p>

Field	Details
	108 (Density) is available in API v44.0 and later.
UserId	<p><b>Type</b> reference</p> <p><b>Properties</b> Create, Filter, Group, Sort, Update</p> <p><b>Description</b> The ID of the user associated with this role. The corresponding field label is <b>User ID</b>. Admin users can create and edit preferences for other users. Standard users can delete their own preferences only. For a standard user, the value of the <code>UserId</code> field must be their own <code>UserId</code>.</p>
Value	<p><b>Type</b> textarea</p> <p><b>Properties</b> Create, Filter, Nillable, Sort, Update</p> <p><b>Description</b> The value of the user preference. For <code>Event Reminder Default Lead Time</code>, the values are increasing intervals of time from 0 minutes to 2 days. For <code>Task Reminder Default Time</code>, the values are half-hours from 12:00 AM to 11:30 PM. To view the respective sets of values, access the Reminders in your personal settings in the online application.</p>

## Usage

Use this object to query the set of currently configured user preferences in your organization. In your client application, you can query the `User` object to obtain valid User IDs to access the `UserPreference` object.

All users can invoke the supported calls with this object. Standard users can invoke these calls, but only on their own preferences.

## UserProfile

Represents a Chatter user profile.

 **Note:** This object has been deprecated as of API version 32.0. Use the [User](#) object to query information about a user in API version 32.0 and later.

## Supported Calls

`describeLayout()`, `query()`, `retrieve()`

## Special Access Rules

- Information in hidden fields in a user's profile is not searchable by external users (with a portal profile) in a community. For example, if a user in a community has a hidden email address and an external user searches for it, the user record is not returned in the search results. Hidden field values are also not returned when external users perform searches on non-hidden fields. So if an external user searches for a user's name (can't be hidden), any hidden field values associated with the user record (for example, a hidden email address) are not returned in the search results.

Internal users from your organization who belong to the same community, however, can both search for and view hidden field values in search results.

- Any fields that have been restricted in visibility will be returned empty, whether or not they are, and will not be removed from the field listing.

## Fields

Field	Details
AboutMe	<p><b>Type</b> textarea</p> <p><b>Properties</b> Filter, Nillable, Sort</p> <p><b>Description</b> Information about the user, such as areas of interest or skills.</p>
Address (beta)	<p><b>Type</b> address</p> <p><b>Properties</b> Filter, Nillable</p> <p><b>Description</b> The compound form of the address. Read-only. See <a href="#">Address Compound Fields</a> for details on compound address fields.</p>
City	<p><b>Type</b> string</p> <p><b>Properties</b> Filter, Group, Nillable, Sort</p> <p><b>Description</b> The city associated with the user profile.</p>
CompanyName	<p><b>Type</b> string</p> <p><b>Properties</b> Filter, Group, Nillable, Sort</p> <p><b>Description</b> The company associated with the user profile.</p>



Field	Details
Country	<p><b>Type</b> string</p> <p><b>Properties</b> Filter, Group, Nillable, Sort</p> <p><b>Description</b> The country associated with the user profile.</p>
Email	<p><b>Type</b> email</p> <p><b>Properties</b> Filter, Group, idLookup, Sort</p> <p><b>Description</b> The email address associated with the user profile.</p>
Fax	<p><b>Type</b> phone</p> <p><b>Properties</b> Filter, Group, Nillable, Sort</p> <p><b>Description</b> The fax number associated with the user profile.</p>
FirstName	<p><b>Type</b> string</p> <p><b>Properties</b> Filter, Group, Nillable, Sort</p> <p><b>Description</b> The user's first name.</p>
FullPhotoUrl	<p><b>Type</b> url</p> <p><b>Properties</b> Filter, Nillable, Sort</p> <p><b>Description</b> The URL for the user's profile photo if Chatter is enabled.  The URL is updated every time a photo is uploaded and reflects the most recent photo. If a newer photo has been uploaded, the URL returned for an older photo is not guaranteed to return a photo. Query this field for the URL of the most recent photo.</p>
IsActive	<p><b>Type</b> boolean</p>

Field	Details
	<p><b>Properties</b> Defaulted on create, Filter, Group, Sort</p> <p><b>Description</b> Indicates whether the user has access to log in (<code>true</code>) or not (<code>false</code>). You can modify a User's active status from the user interface or via the API.</p>
IsBadged	<p><b>Type</b> boolean</p> <p><b>Properties</b> Defaulted on create, Filter, Group, Sort</p> <p><b>Description</b> Indicates whether the user is visually badged (<code>true</code>) or not (<code>false</code>). Users of the same Chatter user type (internal, external) are badged. Different user types are not badged.</p>
LastName	<p><b>Type</b> string</p> <p><b>Properties</b> Filter, Group, Sort</p> <p><b>Description</b> The user's last name.</p>
Latitude (beta)	<p><b>Type</b> double</p> <p><b>Properties</b> Filter, Nillable, Sort</p> <p><b>Description</b> Used with <code>Longitude</code> to specify the precise geolocation of an address. Acceptable values are numbers between <math>-90</math> and <math>90</math> up to 15 decimal places. For details on geolocation compound fields, see <a href="#">Compound Field Considerations and Limitations</a>.</p>
Longitude (beta)	<p><b>Type</b> double</p> <p><b>Properties</b> Filter, Nillable, Sort</p> <p><b>Description</b> Used with <code>Latitude</code> to specify the precise geolocation of an address. Acceptable values are numbers between <math>-180</math> and <math>180</math> up to 15 decimal places. For details on geolocation compound fields, see <a href="#">Compound Field Considerations and Limitations</a>.</p>

Field	Details
ManagerId	<p><b>Type</b> reference</p> <p><b>Properties</b> Filter, Group, Nillable, Sort</p> <p><b>Description</b> The ID of the user who manages this user.</p>
MobilePhone	<p><b>Type</b> phone</p> <p><b>Properties</b> Filter, Group, Nillable, Sort</p> <p><b>Description</b> The user's mobile or cellular phone number.</p>
Name	<p><b>Type</b> string</p> <p><b>Properties</b> Filter, Group, Sort</p> <p><b>Description</b> Concatenation of <code>FirstName</code> and <code>LastName</code>.</p>
Phone	<p><b>Type</b> phone</p> <p><b>Properties</b> Filter, Group, Nillable, Sort</p> <p><b>Description</b> The user's phone number.</p>
PostalCode	<p><b>Type</b> string</p> <p><b>Properties</b> Filter, Group, Nillable, Sort</p> <p><b>Description</b> The user's postal or ZIP code. Label is <b>Zip/Postal Code</b>.</p>
SmallPhotoUrl	<p><b>Type</b> url</p> <p><b>Properties</b> Filter, Nillable, Sort</p>

Field	Details
	<p><b>Description</b></p> <p>The URL for a thumbnail of the user's profile photo if Chatter is enabled.</p> <p>The URL is updated every time a photo is uploaded and reflects the most recent photo. If a newer photo has been uploaded, the URL returned for an older photo is not guaranteed to return a photo. Query this field for the URL of the most recent photo.</p>
State	<p><b>Type</b></p> <p>string</p> <p><b>Properties</b></p> <p>Filter, Group, Nillable, Sort</p> <p><b>Description</b></p> <p>The state associated with the user profile.</p>
Street	<p><b>Type</b></p> <p>textarea</p> <p><b>Properties</b></p> <p>Filter, Group, Nillable, Sort</p> <p><b>Description</b></p> <p>The street address associated with the user profile.</p>
Title	<p><b>Type</b></p> <p>string</p> <p><b>Properties</b></p> <p>Filter, Group, Nillable, Sort</p> <p><b>Description</b></p> <p>The user's business title, such as "Vice President."</p>
UserPreferencesActivityRemindersPopup	<p><b>Type</b></p> <p>boolean</p> <p><b>Properties</b></p> <p>Filter</p> <p><b>Description</b></p> <p>When <code>true</code>, a reminder popup window automatically opens when an activity reminder is due. Corresponds to the <code>Trigger alert when reminder comes due</code> checkbox at the Reminders page in the personal settings in the user interface.</p>
UserPreferencesApexPagesDeveloperMode	<p><b>Type</b></p> <p>boolean</p>

Field	Details
	<p><b>Properties</b> Filter</p> <p><b>Description</b> When <code>true</code>, indicates that the user has enabled developer mode for editing Visualforce pages and controllers.</p>
UserPreferencesDisableAllFeedsEmail	<p><b>Type</b> boolean</p> <p><b>Properties</b> Filter</p> <p><b>Description</b> When <code>false</code>, the user automatically receives email for all updates to Chatter feeds, based on the types of feed emails and digests the user has enabled.</p>
UserPreferencesDisableBookmarkEmail	<p><b>Type</b> boolean</p> <p><b>Properties</b> Filter</p> <p><b>Description</b> When <code>false</code>, the user automatically receives email every time someone comments on a Chatter feed item after the user has bookmarked it.</p>
UserPreferencesDisableChangeCommentEmail	<p><b>Type</b> boolean</p> <p><b>Properties</b> Filter</p> <p><b>Description</b> When <code>false</code>, the user automatically receives email every time someone comments on a change the user has made, such as an update to their profile.</p>
UserPreferencesDisableEndorsementEmail	<p><b>Type</b> boolean</p> <p><b>Properties</b> Filter</p> <p><b>Description</b> When <code>false</code>, the member automatically receives email every time someone endorses them for a topic.</p>

Field	Details
UserPreferencesDisableFeedbackEmail	<p><b>Type</b> boolean</p> <p><b>Properties</b> Filter</p> <p><b>Description</b> When <code>false</code>, the user automatically receives emails related to WDC feedback. This includes when someone requests or offers feedback, shares feedback with the user, or reminds the user to answer a feedback request.</p>
UserPreferencesDisableFileShareNotificationsForApi	<p><b>Type</b> boolean</p> <p><b>Properties</b> Filter</p> <p><b>Description</b> When <code>false</code>, email notifications are sent from the person who has shared a file to the users with whom the file has been shared.</p>
UserPreferencesDisableFollowersEmail	<p><b>Type</b> boolean</p> <p><b>Properties</b> Filter</p> <p><b>Description</b> When <code>false</code>, the user automatically receives email every time someone starts following the user in Chatter.</p>
UserPreferencesDisableLaterCommentEmail	<p><b>Type</b> boolean</p> <p><b>Properties</b> Filter</p> <p><b>Description</b> When <code>false</code>, the user automatically receives email every time someone comments on a feed item after the user has commented on the feed item.</p>
UserPreferencesDisableLikeEmail	<p><b>Type</b> boolean</p> <p><b>Properties</b> Filter</p> <p><b>Description</b> When <code>false</code>, the user automatically receives email every time someone likes a post or comment the user has made.</p>

Field	Details
UserPreferencesDisableMentionsPostEmail	<p><b>Type</b> boolean</p> <p><b>Properties</b> Filter</p> <p><b>Description</b> When <code>false</code>, the user automatically receives email every time the user is mentioned in posts.</p>
UserPreferencesDisableMessageEmail	<p><b>Type</b> boolean</p> <p><b>Properties</b> Filter</p> <p><b>Description</b> When <code>false</code>, the user automatically receives email for Chatter messages sent to the user.</p>
UserPreferencesDisableProfilePostEmail	<p><b>Type</b> boolean</p> <p><b>Properties</b> Filter</p> <p><b>Description</b> When <code>false</code>, the user automatically receives email every time someone posts to the user's profile.</p>
UserPreferencesDisableRewardEmail	<p><b>Type</b> boolean</p> <p><b>Properties</b> Filter</p> <p><b>Description</b> When <code>false</code>, the user automatically receives emails related to WDC rewards. This includes when someone someone gives a reward to the user.</p>
UserPreferencesDisableSharePostEmail	<p><b>Type</b> boolean</p> <p><b>Properties</b> Filter</p> <p><b>Description</b> When <code>false</code>, the user automatically receives email every time the user's post is shared.</p>

Field	Details
UserPreferencesDisableWorkEmail	<p><b>Type</b> boolean</p> <p><b>Properties</b> Filter</p> <p><b>Description</b> When <code>false</code>, the user receives emails related to WDC feedback, goals, and coaching. The user must also sign up for individual emails listed on the WDC email settings page. When <code>true</code>, the user will not receive any emails related to WDC feedback, goals, or coaching even if they are signed up for individual emails.</p>
UserPreferencesDisCommentAfterLikeEmail	<p><b>Type</b> boolean</p> <p><b>Properties</b> Filter</p> <p><b>Description</b> When <code>false</code>, the user automatically receives email every time someone comments on a post the user has liked.</p>
UserPreferencesDisMentionsCommentEmail	<p><b>Type</b> boolean</p> <p><b>Properties</b> Filter</p> <p><b>Description</b> When <code>false</code>, the user automatically receives email every time the user is mentioned in comments.</p>
UserPreferencesDisProfPostCommentEmail	<p><b>Type</b> boolean</p> <p><b>Properties</b> Filter</p> <p><b>Description</b> When <code>false</code>, the user automatically receives email every time someone comments on posts on the user's profile.</p>
UserPreferencesEnableAutoSubForFeeds	<p><b>Type</b> boolean</p> <p><b>Properties</b> Filter</p> <p><b>Description</b> When <code>true</code>, the user automatically subscribes to feeds for any objects that the user creates.</p>



Field	Details
UserPreferencesEventRemindersCheckboxDefault	<p><b>Type</b> boolean</p> <p><b>Properties</b> Filter</p> <p><b>Description</b> When <code>true</code>, a reminder popup is automatically set on the user's events. Corresponds to the <code>By default, set reminder on Events to...</code> checkbox on the Reminders page in the user interface. This field is related to UserPreference and customizing activity reminders.</p>
UserPreferencesHideChatterOnboardingSplash	<p><b>Type</b> boolean</p> <p><b>Properties</b> Filter</p> <p><b>Description</b> When <code>true</code>, the initial Chatter onboarding prompts do not appear.</p>
UserPreferencesHideCSNDesktopTask	<p><b>Type</b> boolean</p> <p><b>Properties</b> Filter</p> <p><b>Description</b> When <code>true</code>, the Chatter recommendations panel never displays the recommendation to install Chatter Desktop.</p>
UserPreferencesHideCSNGetChatterMobileTask	<p><b>Type</b> boolean</p> <p><b>Properties</b> Filter</p> <p><b>Description</b> When <code>true</code>, the Chatter recommendations panel never displays the recommendation to install Chatter Mobile.</p>
UserPreferencesHideS1BrowserUI	<p><b>Type</b> boolean</p> <p><b>Properties</b> Filter</p> <p><b>Description</b> Controls the interface that the user sees when logging in to Salesforce from a supported mobile browser. If <code>false</code>, the user is automatically redirected to the Salesforce mobile web. If <code>true</code>, the user sees the</p>

Field	Details
	<p>full Salesforce site. The default value is <code>false</code>. Label is <b>Salesforce User</b>.</p> <p>This field is available in API version 29.0 or later.</p>
<code>UserPreferencesHideSecondChatterOnboardingSplash</code>	<p><b>Type</b> boolean</p> <p><b>Properties</b> Filter</p> <p><b>Description</b> When <code>true</code>, the secondary Chatter onboarding prompts do not appear.</p>
<code>UserPreferencesReminderSoundOff</code>	<p><b>Type</b> boolean</p> <p><b>Properties</b> Filter</p> <p><b>Description</b> When <code>true</code>, a sound automatically plays when an activity reminder is due. Corresponds to the <code>Play a reminder sound</code> checkbox on the Reminders page in the user interface.</p>
<code>UserPreferencesShowCityToExternalUsers</code>	<p><b>Type</b> boolean</p> <p><b>Properties</b> Filter</p> <p><b>Description</b> Indicates the visibility of the city field in the user's contact information. City is visible only to internal members of the user's organization when:</p> <ul style="list-style-type: none"> <li>This field is <code>false</code>. When <code>false</code>, this field returns the value <code>#N/A</code>.</li> </ul> <p>City is visible to external members in a community when:</p> <ul style="list-style-type: none"> <li>This field is <code>true</code>, or</li> <li>This field is <code>false</code> but <code>UserPreferencesShowCityToGuestUsers</code> is <code>true</code>, which overrides this field's value.</li> </ul> <p>External users are users with Community, Customer Portal, or partner portal licenses.</p> <p>The default value is <code>false</code>. This field is available in API version 26.0 and later.</p>

Field	Details
UserPreferencesShowCityToGuestUsers	<p><b>Type</b> boolean</p> <p><b>Properties</b> Filter</p> <p><b>Description</b> Indicates the visibility of the city field in the user's contact information. When <code>true</code>, city is visible to guest users. Guest users can access public Site.com and Salesforce sites, and public pages in Communities, via the Guest User license associated with each site or community. When <code>false</code>, this field returns the value #N/A.</p> <p>When <code>true</code>, this field overrides the value <code>false</code> in <code>UserPreferencesShowCityToExternalUsers</code>, making the user's city visible to external members.</p> <p>The default value is <code>false</code>. This field is available in API version 28.0 and later.</p>
UserPreferencesShowCountryToExternalUsers	<p><b>Type</b> boolean</p> <p><b>Properties</b> Filter</p> <p><b>Description</b> Indicates the visibility of the country field in the user's contact information. Country is visible only to internal members of the user's organization when:</p> <ul style="list-style-type: none"> <li>This field is <code>false</code>. When <code>false</code>, this field returns the value #N/A.</li> </ul> <p>Country is visible to external members in a community when:</p> <ul style="list-style-type: none"> <li>This field is <code>true</code>, or</li> <li>This field is <code>false</code> but <code>UserPreferencesShowCountryToGuestUsers</code> is <code>true</code>, which overrides this field's value.</li> </ul> <p>External users are users with Community, Customer Portal, or partner portal licenses.</p> <p>The default value is <code>false</code>. This field is available in API version 26.0 and later.</p>
UserPreferencesShowCountryToGuestUsers	<p><b>Type</b> boolean</p> <p><b>Properties</b> Filter</p>

## Field

## Details

**Description**

Indicates the visibility of the country field in the user's contact information. When `true`, country is visible to guest users. Guest users can access public Site.com and Salesforce sites, and public pages in Communities, via the Guest User license associated with each site or community. When `false`, this field returns the value `#N/A`.

When `true`, this field overrides the value `false` in `UserPreferencesShowCountryToExternalUsers`, making the user's country visible to external members.

The default value is `false`. This field is available in API version 28.0 and later.

---

`UserPreferencesShowEmailToExternalUsers`

**Type**

boolean

**Properties**

Filter

**Description**

Indicates the visibility of the email address field in the user's contact information. Email address is visible only to internal members of the user's organization when this field is `false`. Email address is visible to external members in a community when this field is `true`. External users are users with Community, Customer Portal, or partner portal licenses.

When `false`, this field returns the value `#N/A`. The default value is `false`. This field is available in API version 26.0 and later.

---

`UserPreferencesShowFaxToExternalUsers`

**Type**

boolean

**Properties**

Filter

**Description**

Indicates the visibility of the fax number field in the user's contact information. Fax number is visible only to internal members of the user's organization when this field is `false`. Fax number is visible to external members in a community when this field is `true`. External users are users with Community, Customer Portal, or partner portal licenses.

When `false`, this field returns the value `#N/A`. The default value is `false`. This field is available in API version 26.0 and later.

---

`UserPreferencesShowManagerToExternalUsers`

**Type**

boolean

Field	Details
	<p><b>Properties</b> Filter</p> <p><b>Description</b> Indicates the visibility of the manager field in the user's contact information. Manager is visible only to internal members of the user's organization when this field is <code>false</code>. Manager is visible to external members in a community when this field is <code>true</code>. External users are users with Community, Customer Portal, or partner portal licenses.</p> <p>When <code>false</code>, this field returns the value <code>#N/A</code>. The default value is <code>false</code>. This field is available in API version 26.0 and later.</p>
UserPreferencesShowMobilePhoneToExternalUsers	<p><b>Type</b> boolean</p> <p><b>Properties</b> Filter</p> <p><b>Description</b> Indicates the visibility of the mobile or cellular phone number field in the user's contact information. The number is visible only to internal members of the user's organization when this field is <code>false</code>. The number is visible to external members in a community when this field is <code>true</code>. External users are users with Community, Customer Portal, or partner portal licenses.</p> <p>When <code>false</code>, this field returns the value <code>#N/A</code>. The default value is <code>false</code>. This field is available in API version 26.0 and later.</p>
UserPreferencesShowPostalCodeToExternalUsers	<p><b>Type</b> boolean</p> <p><b>Properties</b> Filter</p> <p><b>Description</b> Indicates the visibility of the postal or ZIP code field in the user's contact information. Postal code is visible only to internal members of the user's organization when:</p> <ul style="list-style-type: none"> <li>This field is <code>false</code>. When <code>false</code>, this field returns the value <code>#N/A</code>.</li> </ul> <p>Postal code is visible to external members in a community when:</p> <ul style="list-style-type: none"> <li>This field is <code>true</code>, or</li> <li>This field is <code>false</code> but <code>UserPreferencesShowPostalCodeToGuestUsers</code> is <code>true</code>, which overrides this field's value.</li> </ul> <p>External users are users with Community, Customer Portal, or partner portal licenses.</p>

Field	Details
	<p>The default value is <code>false</code>. This field is available in API version 26.0 and later.</p>
<p><code>UserPreferencesShowPostalCodeToGuestUsers</code></p>	<p><b>Type</b> boolean</p> <p><b>Properties</b> Filter</p> <p><b>Description</b> Indicates the visibility of the postal or ZIP code field in the user's contact information. When <code>true</code>, postal code is visible to guest users. Guest users can access public Site.com and Salesforce sites, and public pages in Communities, via the Guest User license associated with each site or community. When <code>false</code>, this field returns the value <code>#N/A</code>.</p> <p>When <code>true</code>, this field overrides the value <code>false</code> in <code>UserPreferencesShowPostalCodeToExternalUsers</code>, making the user's postal code visible to external members.</p> <p>The default value is <code>false</code>. This field is available in API version 28.0 and later.</p>
<p><code>UserPreferencesShowProfilePicToGuestUsers</code></p>	<p><b>Type</b> boolean</p> <p><b>Properties</b> Filter</p> <p><b>Description</b> Indicates the visibility of the user's profile photo. When <code>true</code>, the photo is visible to guest users in a community. Guest users can access public Site.com and Salesforce sites, and public pages in Communities, via the Guest User license associated with each site or community.</p> <p>When <code>false</code>, this field returns the stock photo. The default value is <code>false</code>. This field is available in API version 28.0 and later.</p>
<p><code>UserPreferencesShowStateToExternalUsers</code></p>	<p><b>Type</b> boolean</p> <p><b>Properties</b> Filter</p> <p><b>Description</b> Indicates the visibility of the state field in the user's contact information. State is visible only to internal members of the user's organization when:</p> <ul style="list-style-type: none"> <li>• This field is <code>false</code>. When <code>false</code>, this field returns the value <code>#N/A</code>.</li> </ul>

Field	Details
	<p>State is visible to external members in a community when:</p> <ul style="list-style-type: none"> <li>• This field is <code>true</code>, or</li> <li>• This field is <code>false</code> but <code>UserPreferencesShowStateToGuestUsers</code> is <code>true</code>, which overrides this field's value.</li> </ul> <p>External users are users with Community, Customer Portal, or partner portal licenses.</p> <p>When <code>false</code>, this field returns the value <code>#N/A</code>. The default value is <code>false</code>. This field is available in API version 26.0 and later.</p>
<p><code>UserPreferencesShowStateToGuestUsers</code></p>	<p><b>Type</b> boolean</p> <p><b>Properties</b> Filter</p> <p><b>Description</b> Indicates the visibility of the state field in the user's contact information. When <code>true</code>, state is visible to guest users. Guest users can access public Site.com and Salesforce sites, and public pages in Communities, via the Guest User license associated with each site or community. When <code>false</code>, this field returns the value <code>#N/A</code>.</p> <p>When <code>true</code>, this field overrides the value <code>false</code> in <code>UserPreferencesShowStateToExternalUsers</code>, making the user's state visible to external members.</p> <p>The default value is <code>false</code>. This field is available in API version 28.0 and later.</p>
<p><code>UserPreferencesShowStreetAddressToExternalUsers</code></p>	<p><b>Type</b> boolean</p> <p><b>Properties</b> Filter</p> <p><b>Description</b> Indicates the visibility of the street address field in the user's contact information. The address is visible only to internal members of the user's organization when this field is <code>false</code>. The address is visible to external members in a community when this field is <code>true</code>. External users are users with Community, Customer Portal, or partner portal licenses.</p> <p>When <code>false</code>, this field returns the value <code>#N/A</code>. The default value is <code>false</code>. This field is available in API version 26.0 and later.</p>
<p><code>UserPreferencesShowTitleToExternalUsers</code></p>	<p><b>Type</b> boolean</p>

## Field

## Details

Field	Details
	<p><b>Properties</b> Filter</p> <p><b>Description</b> Indicates the visibility of the business title field in the user's contact information. Title is visible only to internal members of the user's organization when:</p> <ul style="list-style-type: none"> <li>This field is <code>false</code>. When <code>false</code>, this field returns the value <code>#N/A</code>.</li> </ul> <p>Title is visible to external members in a community when:</p> <ul style="list-style-type: none"> <li>This field is <code>true</code>, or</li> <li>This field is <code>false</code> but <code>UserPreferencesShowTitleToGuestUsers</code> is <code>true</code>, which overrides this field's value.</li> </ul> <p>External users are users with Community, Customer Portal, or partner portal licenses.</p> <p>The default value is <code>true</code>. This field is available in API version 26.0 and later.</p>
<code>UserPreferencesShowTitleToGuestUsers</code>	<p><b>Type</b> boolean</p> <p><b>Properties</b> Filter</p> <p><b>Description</b> Indicates the visibility of the business title field in the user's contact information. When <code>true</code>, title is visible to guest users. Guest users can access public Site.com and Salesforce sites, and public pages in Communities, via the Guest User license associated with each site or community. When <code>false</code>, this field returns the value <code>#N/A</code>.</p> <p>When <code>true</code>, this field overrides the value <code>false</code> in <code>UserPreferencesShowTitleToExternalUsers</code>, making the user's title visible to external members.</p> <p>The default value is <code>false</code>. This field is available in API version 28.0 and later.</p>
<code>UserPreferencesShowWorkPhoneToExternalUsers</code>	<p><b>Type</b> boolean</p> <p><b>Properties</b> Filter</p> <p><b>Description</b> Indicates the visibility of the work phone number field in the user's contact information. The number is visible only to internal members of the user's organization when this field is <code>false</code>. The number is</p>



Field	Details
	<p>visible to external members in a community when this field is <code>true</code>. External users are users with Community, Customer Portal, or partner portal licenses.</p> <p>When <code>false</code>, this field returns the value <code>#N/A</code>. The default value is <code>false</code>. This field is available in API version 26.0 and later.</p>
<code>UserPreferencesTaskRemindersCheckboxDefault</code>	<p><b>Type</b> boolean</p> <p><b>Properties</b> Filter</p> <p><b>Description</b> When <code>true</code>, a reminder popup is automatically set on the user's tasks. Corresponds to the <code>By default, set reminder on Tasks to...</code> checkbox on the Reminders page in the user interface. This field is related to <code>UserPreference</code> and customizing activity reminders.</p>

## Usage

Use this object to query Chatter—related information about the user. While the `User` object contains all the information about a user and is historically tied to user management, `UserProfile` is a read-only entity that contains the information that is relevant in a Chatter context.

## Associated Objects

This object has the following associated objects. Unless noted, they are available in the same API version as this object.

### [UserProfileFeed](#) (API version 18.0–26.0)

Feed tracking is available for the object.

## UserProvAccount

Represents information that links a Salesforce user account with an account in a third-party (target) system, such as Google, for users of connected apps with Salesforce user provisioning enabled. This object is available in API version 33.0 and later.

## Supported Calls

`create()`, `delete()`, `describeObjects()`, `getDeleted()`, `getUpdated()`, `query()`, `retrieve()`

## Fields

Field	Details
ConnectedAppId	<p><b>Type</b> reference</p> <p><b>Properties</b> Create, Filter, Group, Nillable, Sort, Update</p> <p><b>Description</b> The 15 character application ID.</p>
DeletedDate	<p><b>Type</b> dateTime</p> <p><b>Properties</b> Create, Filter, Nillable, Sort, Update</p> <p><b>Description</b> The date and time when the associated user account in the target system was deleted. This value is automatically updated during the provisioning and reconciling processes.</p>
ExternalEmail	<p><b>Type</b> string</p> <p><b>Properties</b> Create, Filter, Group, Nillable, Sort, Update</p> <p><b>Description</b> The email address as stored in the target system for the associated user account.</p>
ExternalFirstName	<p><b>Type</b> string</p> <p><b>Properties</b> Create, Filter, Group, Nillable, Sort, Update</p> <p><b>Description</b> The first name as stored in the target system for the associated user account.</p>
ExternalLastName	<p><b>Type</b> string</p> <p><b>Properties</b> Create, Filter, Group, Nillable, Sort, Update</p> <p><b>Description</b> The last name as stored in the target system for the associated user account.</p>
ExternalUserId	<p><b>Type</b> string</p> <p><b>Properties</b> Create, Filter, Group, idLookup, Nillable, Sort, Update</p>

Field	Details
	<p><b>Description</b></p> <p>The unique identifier for the user as stored in the target system.</p>
ExternalUsername	<p><b>Type</b></p> <p>string</p> <p><b>Properties</b></p> <p>Create, Filter, Group, Nillable, Sort, Update</p> <p><b>Description</b></p> <p>The username as stored in the target system for the associated user account.</p>
IsKnownLink	<p><b>Type</b></p> <p>boolean</p> <p><b>Properties</b></p> <p>Create, Defaulted on create, Filter, Group, Sort, Update</p> <p><b>Description</b></p> <p>Setting the <code>IsKnownLink</code> value to <code>true</code> implies the administrator or another user is managing the relationship between the Salesforce user account and the third-party user account, manually. This field helps Salesforce coordinate updates between the <code>UserProvAccountStaging</code> object and the <code>UserProvAccount</code> object while committing staged accounts. Typically, for a matching user account (the same <code>ExternalUserId</code> for both objects), Salesforce copies the values from the <code>UserProvAccountStaging</code> object to the <code>UserProvAccount</code> object.</p> <p>However, if Salesforce encounters a <code>UserProvAccountStaging</code> object with a matching <code>ExternalUserId</code> but different <code>LinkState</code> and <code>SalesforceUserId</code> values during this process, Salesforce checks the <code>UserProvAccount</code> <code>IsKnownLink</code> value. If the <code>IsKnownLink</code> value is <code>true</code>, Salesforce doesn't copy the <code>LinkState</code> and <code>SalesforceUserId</code> values from the <code>UserProvAccountStaging</code> object to the <code>UserProvAccount</code> object (all other values are copied).</p> <p>The default is <code>false</code>, meaning Salesforce manages the account relationship.</p>
LinkState	<p><b>Type</b></p> <p>picklist</p> <p><b>Properties</b></p> <p>Create, Filter, Group, Restricted picklist, Sort, Update</p> <p><b>Description</b></p> <p>The state of the current connection between the user account in the Salesforce organization and the associated user account in the target system. The valid values are:</p> <ul style="list-style-type: none"> <li>• <code>linked</code>— changes to the account in the Salesforce organization are queued to be updated for the associated user account in the target system.</li> <li>• <code>duplicate</code>— an associated account in the target system exists.</li> <li>• <code>orphaned</code>—no associated account exists in the target system.</li> </ul>

Field	Details
	<ul style="list-style-type: none"> <li><code>ignored</code>— changes to the account in the Salesforce organization have no effect on the associated user account in the target system.</li> </ul>
Name	<p><b>Type</b> string</p> <p><b>Properties</b> Autonumber, Defaulted on create, Filter, idLookup, Sort</p> <p><b>Description</b> The unique name for this object.</p>
OwnerId	<p><b>Type</b> reference</p> <p><b>Properties</b> Create, Defaulted on create, Filter, Group, Namepointing, Sort, Update</p> <p><b>Description</b> The user ID of the owner of this object—typically a Salesforce administrator.</p>
SalesforceUserId	<p><b>Type</b> reference</p> <p><b>Properties</b> Create, Filter, Group, Nillable, Sort, Update</p> <p><b>Description</b> The user ID for the user account in the Salesforce organization that is associated with the user account in the target system.</p>
Status	<p><b>Type</b> picklist</p> <p><b>Properties</b> Create, Filter, Group, Sort, Update</p> <p><b>Description</b> The status of the account in the target system. The valid values are:</p> <ul style="list-style-type: none"> <li>Active</li> <li>Deactivated</li> <li>Deleted</li> </ul>

## UserProvAccountStaging

Temporarily stores user account information while a user completes the User Provisioning Wizard. This information that is stored in the UserProvAccount object when you click the button to collect and analyze accounts on the target system.

User provisioning links a Salesforce user account with an account in a third-party (target) system. To configure user provisioning, you use a User Provisioning Wizard that guides you through the setup process. As you enter values about account details in the wizard, these values are stored in this object until you click the button to collect and analyze accounts on the target system. The general user provisioning configuration details are stored in the UserProvisioningConfig object.

## Supported Calls

`create()`, `delete()`, `describeSObjects()`, `getDeleted()`, `getUpdated()`, `query()`, `retrieve()`, `undelete()`, `update()`, `upsert()`

## Fields

Field Name	Details
ConnectedAppId	<p><b>Type</b> reference</p> <p><b>Properties</b> Create, Filter, Group, Nillable, Sort, Update</p> <p><b>Description</b> The 15 character connected app ID.</p>
ExternalEmail	<p><b>Type</b> string</p> <p><b>Properties</b> Create, Filter, Group, Nillable, Sort, Update</p> <p><b>Description</b> The email address as stored in the target system for the associated user account.</p>
ExternalFirstName	<p><b>Type</b> string</p> <p><b>Properties</b> Create, Filter, Group, Nillable, Sort, Update</p> <p><b>Description</b> The first name as stored in the target system for the associated user account.</p>
ExternalLastName	<p><b>Type</b> string</p> <p><b>Properties</b> Create, Filter, Group, Nillable, Sort, Update</p> <p><b>Description</b> The last name as stored in the target system for the associated user account.</p>

Field Name	Details
ExternalUserId	<p><b>Type</b> string</p> <p><b>Properties</b> Create, Filter, Group, idLookup, Nillable, Sort, Update</p> <p><b>Description</b> The unique identifier for the user as stored in the target system.</p>
ExternalUsername	<p><b>Type</b> string</p> <p><b>Properties</b> Create, Filter, Group, Nillable, Sort, Update</p> <p><b>Description</b> The username as stored in the target system for the associated user account.</p>
LinkState	<p><b>Type</b> picklist</p> <p><b>Properties</b> Create, Filter, Group, Restricted picklist, Sort, Update</p> <p><b>Description</b> The state of the current connection between the user account in the Salesforce organization and the associated user account in the target system. The valid values are:</p> <ul style="list-style-type: none"> <li>• <code>linked</code>— a user account matches one in the target system.</li> <li>• <code>duplicate</code>— an associated account in the target system exists.</li> <li>• <code>orphaned</code>—no associated account exists in the target system.</li> <li>• <code>ignored</code>— changes to the account in the Salesforce organization have no effect on the associated user account in the target system.</li> </ul>
Name	<p><b>Type</b> string</p> <p><b>Properties</b> Autonumber, Defaulted on create, Filter, idLookup, Sort</p> <p><b>Description</b> The unique name for this object.</p>
OwnerId	<p><b>Type</b> reference</p> <p><b>Properties</b> Create, Defaulted on create, Filter, Group, Sort, Update</p>

Field Name	Details
	<p><b>Description</b></p> <p>The user ID of the owner of this object—typically a Salesforce administrator.</p>
SalesforceUserId	<p><b>Type</b></p> <p>reference</p> <p><b>Properties</b></p> <p>Create, Filter, Group, Nillable, Sort, Update</p> <p><b>Description</b></p> <p>The user ID for the user account in the Salesforce organization that is associated with the user account in the target system.</p>
Status	<p><b>Type</b></p> <p>picklist</p> <p><b>Properties</b></p> <p>Create, Filter, Group, Restricted picklist, Sort, Update</p> <p><b>Description</b></p> <p>The status of the account in the target system. The valid values are:</p> <ul style="list-style-type: none"> <li>• Active</li> <li>• Deactivated</li> <li>• Deleted</li> </ul>

## Usage

When committing fields from a `UserProvAccountStaging` to a `UserProvAccount` object, Salesforce looks up the `UserProvAccount` record where `UserProvAccountStaging.ExternalUserId = UserProvAccount.ExternalUserId`.

- If an `ExternalUserId` doesn't match an existing account, Salesforce creates a `UserProvAccount` record based on the `UserProvAccountStaging` record.
- If an `ExternalUserId` matches, then Salesforce checks the `UserProvAccount.isKnownLink` value, and does the following.
  - If `UserProvAccount.IsKnownLink = true`, Salesforce copies the `UserProvAccountStaging` values to the `UserProvAccount` object, except for the `ExternalUserId` and `LinkState` values.
  - If `UserProvAccount.IsKnownLink = false`, Salesforce copies all of the `UserProvAccountStaging` values to the `UserProvAccount` object.

## UserProvMockTarget

Represents an entity for testing user data before committing the data to a third-party system for user provisioning.

During the user provisioning process, user account information is sent to a third-party system to create, update or delete a user account on that system. While configuring user provisioning for your organization using a flow or Apex action, you can use this object to confirm

the associated flow or Apex code is sending the desired data. After confirming the correct fields and values, you can update the flow or Apex action to send the data to the target system.

## Supported Calls

`create()`, `delete()`, `describeSObjects()`, `getDeleted()`, `getUpdated()`, `query()`, `retrieve()`, `undelete()`, `update()`, `upsert()`

## Fields

Field Name	Details
ExternalEmail	<p><b>Type</b> string</p> <p><b>Properties</b> Create, Filter, Group, Nillable, Sort, Update</p> <p><b>Description</b> The email address as stored in the target system for the associated user account.</p>
ExternalFirstName	<p><b>Type</b> string</p> <p><b>Properties</b> Create, Filter, Group, Nillable, Sort, Update</p> <p><b>Description</b> The first name as stored in the target system for the associated user account.</p>
ExternalLastName	<p><b>Type</b> string</p> <p><b>Properties</b> Create, Filter, Group, Nillable, Sort, Update</p> <p><b>Description</b> The last name as stored in the target system for the associated user account.</p>
ExternalUserId	<p><b>Type</b> string</p> <p><b>Properties</b> Create, Filter, Group, idLookup, Nillable, Sort, Update</p> <p><b>Description</b> The unique identifier for the user as stored in the target system.</p>
ExternalUsername	<p><b>Type</b> string</p>



Field Name	Details
	<p><b>Properties</b> Create, Filter, Group, Nillable, Sort, Update</p> <p><b>Description</b> The username as stored in the target system for the associated user account.</p>
Name	<p><b>Type</b> string</p> <p><b>Properties</b> Create, Filter, Group, idLookup, Sort, Update</p> <p><b>Description</b> The unique name for this object.</p>
OwnerId	<p><b>Type</b> reference</p> <p><b>Properties</b> Create, Defaulted on create, Filter, Group, Sort, Update</p> <p><b>Description</b> The user ID of the owner of this object—typically a Salesforce administrator.</p>

## UserProvisioningConfig

Represents information for a flow to use during a user provisioning request process, such as the attributes for an update. This object is available in API version 34.0 and later.

### Supported Calls

`create()`, `delete()`, `describeSObjects()`, `query()`, `retrieve()`, `update()`, `upsert()`

### Fields

Field Name	Details
ApprovalRequired	<p><b>Type</b> textarea</p> <p><b>Properties</b> Create, Nillable, Update</p> <p><b>Description</b> Denotes whether approvals are required for provisioning users for the associated connected app. If the value is null, no approval is required.</p>

Field Name	Details
ConnectedAppId	<p><b>Type</b> reference</p> <p><b>Properties</b> Create, Filter, Group, Nillable, Sort, Update</p> <p><b>Description</b> The 18-digit application ID for the connected app.</p>
DeveloperName	<p><b>Type</b> string</p> <p><b>Properties</b> Create, Filter, Group, Sort, Update</p> <p><b>Description</b> The unique name of the object in the API. This name can contain only underscores and alphanumeric characters, and must be unique in your org. It must begin with a letter, not include spaces, not end with an underscore, and not contain two consecutive underscores. In managed packages, this field prevents naming conflicts on package installations. With this field, a developer can change the object's name in a managed package, and the changes are reflected in a subscriber's organization.</p>
Enabled	<p><b>Type</b> boolean</p> <p><b>Properties</b> Create, Defaulted on create, Filter, Group, Sort, Update</p> <p><b>Description</b> Indicates whether user provisioning is enabled for the associated connected app (<code>true</code>) or not (<code>false</code>).</p>
EnabledOperations	<p><b>Type</b> textarea</p> <p><b>Properties</b> Create, Nillable, Update</p> <p><b>Description</b> Lists the operations, as comma-separated values, that create a <code>UserProvisioningRequest</code> object for the associated connected app. Allowed values are:</p> <ul style="list-style-type: none"><li>• <code>Create</code></li><li>• <code>Update</code></li><li>• <code>EnableAndDisable</code> (activation and deactivation)</li><li>• <code>SuspendAndRestore</code> (freeze and unfreeze)</li></ul>

Field Name	Details
Language	<p><b>Type</b> picklist</p> <p><b>Properties</b> Create, Defaulted on create, Filter, Group, Nillable, Restricted picklist, Sort, Update</p> <p><b>Description</b> The two- to five-character code that represents the language and locale ISO. This code controls the language for labels displayed in an application.</p>
LastReconDateTime	<p><b>Type</b> dateTime</p> <p><b>Properties</b> Create, Filter, Nillable, Sort, Update</p> <p><b>Description</b> The date and time when user accounts were last reconciled between Salesforce and the target system.</p>
MasterLabel	<p><b>Type</b> string</p> <p><b>Properties</b> Create, Filter, Group, Sort, Update</p> <p><b>Description</b> The master label for this object. This value is the internal label that doesn't get translated.</p>
NamedCredentialId	<p><b>Type</b> reference</p> <p><b>Properties</b> Create, Filter, Group, Nillable, Sort, Update</p> <p><b>Description</b> Salesforce ID of the named credential that's used for a request. The named credential identifies the third-party system and the third-party authentication settings.</p>
NamespacePrefix	<p><b>Type</b> string</p> <p><b>Properties</b> Filter, Group, Nillable, Sort</p> <p><b>Description</b> The namespace prefix that is associated with this object. Each Developer Edition org that creates a managed package has a unique namespace prefix. Limit: 15</p>

Field Name	Details
	<p>characters. You can refer to a component in a managed package by using the <b><code>namespacePrefix__componentName</code></b> notation.</p> <p>The namespace prefix can have one of the following values.</p> <ul style="list-style-type: none"> <li>In Developer Edition orgs, <code>NamespacePrefix</code> is set to the namespace prefix of the org for all objects that support it, unless an object is in an installed managed package. In that case, the object has the namespace prefix of the installed managed package. This field's value is the namespace prefix of the Developer Edition org of the package developer.</li> <li>In orgs that are not Developer Edition orgs, <code>NamespacePrefix</code> is set only for objects that are part of an installed managed package. All other objects have no namespace prefix.</li> </ul>
Notes	<p><b>Type</b> textarea</p> <p><b>Properties</b> Create, Nillable, Update</p> <p><b>Description</b> A utility field for administrators to add any additional information about the configuration. This field is for internal reference only, and is not used by any process.</p>
OnUpdateAttributes	<p><b>Type</b> textarea</p> <p><b>Properties</b> Create, Nillable, Update</p> <p><b>Description</b> Lists the user attributes, as comma-separated values, that generate a <code>UserProvisioningRequest</code> object during an update.</p>
ReconFilter	<p><b>Type</b> string</p> <p><b>Properties</b> Create, Filter, Group, Nillable, Sort, Update</p> <p><b>Description</b> When collecting and analyzing users on a third-party system, the plug-in uses this filter to limit the scope of the collection.</p>
UserAccountMapping	<p><b>Type</b> textarea</p> <p><b>Properties</b> Create, Nillable, Update</p>

Field Name	Details
	<p><b>Description</b></p> <p>Stores the attributes used to link the Salesforce user to the account on the third-party system, in JSON format.</p> <p>For example:</p> <pre> {"linkingSalesforceUserAttribute": "Username", "linkingTargetUserAttribute": "Email"} </pre>

## UserProvisioningLog

Represents messages generated during the process of provisioning users for third-party applications. This object is available in API version 33.0 and later.

Some messages for this object are generated automatically by Salesforce, and others are created by the developers of the user provisioning plugin. Developers can use this object to log messages from the flow associated with the user provisioning process or the Apex plugin that calls the target system. Administrators can use this object as a log of all user provisioning activity and as a troubleshooting tool if desired behavior is missing. This object is available as a custom report type.

## Supported Calls

`create()`, `delete()`, `describeSObjects()`, `getDeleted()`, `getUpdated()`, `query()`, `retrieve()`, `undelete()`, `update()`, `upsert()`

## Fields

Field	Details
Details	<p><b>Type</b> textarea</p> <p><b>Properties</b> Create, Nillable, Update</p> <p><b>Description</b> The value of this field depends on the log entry. For example, if the target system returns an error, the error message may be recorded in this field.</p>
ExternalUserId	<p><b>Type</b> string</p> <p><b>Properties</b> Create, Filter, Group, Nillable, Sort, Update</p> <p><b>Description</b> The unique identifier for the user in the target system.</p>

Field	Details
ExternalUsername	<p><b>Type</b> string</p> <p><b>Properties</b> Create, Filter, Group, Nillable, Sort, Update</p> <p><b>Description</b> The username set in the target system for the associated user account.</p>
Name	<p><b>Type</b> string</p> <p><b>Properties</b> Autonumber, Defaulted on create, Filter, idLookup, Sort</p> <p><b>Description</b> The unique name for this object.</p>
OwnerId	<p><b>Type</b> reference</p> <p><b>Properties</b> Create, Defaulted on create, Filter, Group, Sort, Update</p> <p><b>Description</b> Salesforce ID of the Group or User who owns this object.</p>
Status	<p><b>Type</b> string</p> <p><b>Properties</b> Create, Filter, Group, Nillable, Sort, Update</p> <p><b>Description</b> The status of the user provisioning request. Based on the context of the log, it can contain different values, such as an HttpStatusCode.</p>
UserId	<p><b>Type</b> reference</p> <p><b>Properties</b> Create, Filter, Group, Nillable, Sort, Update</p> <p><b>Description</b> Salesforce ID of the user making the request.</p>
UserProvisioningRequestId	<p><b>Type</b> reference</p> <p><b>Properties</b> Create, Filter, Group, Nillable, Sort, Update</p>

Field	Details
	<p><b>Description</b></p> <p>A unique identifier for the user provisioning request.</p>

## UserProvisioningRequest

Represents an individual provisioning request to create, update, or delete a single user account in a third-party service system (or another Salesforce organization). This object is available in API version 33.0 and later.

A UserProvisioningRequest (UPR) record is created for each provisioning action for each user, and for each connected app available to the user. For example, if a user has two connected apps, and a provisioning request is sent to two different services to create an account for the user, Salesforce creates two UPR objects. Provisioning actions include creating, updating, or deleting a user account.

## Supported Calls

`create()`, `delete()`, `describeSObjects()`, `getDeleted()`, `getUpdated()`, `query()`, `retrieve()`, `undelete()`, `update()`, `upsert()`


## Fields

Field	Details
AppName	<p><b>Type</b></p> <p>string</p> <p><b>Properties</b></p> <p>Create, Filter, Group, Nillable, Sort, Update</p> <p><b>Description</b></p> <p>The unique name of the connected app associated with the service provider.</p>
ApprovalStatus	<p><b>Type</b></p> <p>picklist</p> <p><b>Properties</b></p> <p>Create, Filter, Group, Restricted picklist, Sort, Update</p> <p><b>Description</b></p> <p>The status of the approval for the current request. If the user provisioning setup for the connected app does not have an approval process enabled, the status is <code>Not Required</code>. If an approval process is enabled, supported values are:</p> <ul style="list-style-type: none"> <li>• <code>Required</code>— An approval process is enabled in the user provisioning setup for the associated connected app, but there is no response to the request yet.</li> <li>• <code>Not Required</code>— An approval process is not enabled in the user provisioning setup for the associated connected app.</li> <li>• <code>Approved</code></li> <li>• <code>Denied</code></li> </ul>

Field	Details
ConnectedAppId	<p><b>Type</b> reference</p> <p><b>Properties</b> Create, Filter, Group, Nillable, Sort, Update</p> <p><b>Description</b> The 18-digit application ID for the connected app.</p>
ExternalUserId	<p><b>Type</b> string</p> <p><b>Properties</b> Create, Filter, Group, Nillable, Sort, Update</p> <p><b>Description</b> The unique identifier for the user in the target system.</p>
ManagerId	<p><b>Type</b> reference</p> <p><b>Properties</b> Create, Filter, Group, Nillable, Sort, Update</p> <p><b>Description</b> Salesforce ID of the user who manages the user specified in the <code>SalesforceUserId</code> field. If an approval process is configured for the user provisioning request, this value allows the manager to approve the request. Available in API version 34.0 and later.</p>
Name	<p><b>Type</b> string</p> <p><b>Properties</b> Autonumber, Defaulted on create, Filter, idLookup, Sort</p> <p><b>Description</b> The unique name for this object.</p>
Operation	<p><b>Type</b> picklist</p> <p><b>Properties</b> Create, Filter, Group, Restricted picklist, Sort, Update</p> <p><b>Description</b> The Apex method called by the trigger associated with the provisioning request (typically a change to the User object). Supported values are:</p> <ul style="list-style-type: none"><li>• Create</li><li>• Read</li><li>• Update</li><li>• Deactivate</li></ul>



Field	Details
	<ul style="list-style-type: none"> <li>• Activate</li> <li>• Freeze</li> <li>• Unfreeze</li> <li>• Reconcile</li> <li>• Linking</li> </ul> <p>For example, when the User object field <code>isActive</code> is set to <code>false</code>, the UPR object <code>Operation</code> field value is set to <code>Deactivate</code>.</p>
OwnerId	<p><b>Type</b> reference</p> <p><b>Properties</b> Create, Defaulted on create, Filter, Group, Sort, Update</p> <p><b>Description</b> Salesforce ID of the Group or User who owns this object.</p>
ParentID	<p><b>Type</b> reference</p> <p><b>Properties</b> Create, Filter, Group, Sort, Update</p> <p><b>Description</b> When a retry event is created, the failed UPR is cloned and resubmitted. This field contains a lookup to the failed UPR that was cloned to create the current record.</p>
Retry Count	<p><b>Type</b> int</p> <p><b>Properties</b> Create, Filter, Group, Sort, Update</p> <p><b>Description</b> Number of retry attempts performed on a UPR. Retry Count enables custom business logic such as "Retry 5 times then stop and notify your admin."</p>
SalesforceUserId	<p><b>Type</b> reference</p> <p><b>Properties</b> Create, Filter, Group, Nillable, Sort, Update</p> <p><b>Description</b> Salesforce ID of the user making the request.</p>
ScheduleDate	<p><b>Type</b> dateTime</p>

Field	Details
	<p><b>Properties</b> Create, Filter, Nillable, Sort, Update</p> <p><b>Description</b> When to send this request to the service provider.</p> <p> <b>Note:</b> Scheduling is not implemented yet. Currently, provisioning changes are queued immediately to be sent to the service provider.</p>
State	<p><b>Type</b> picklist</p> <p><b>Properties</b> Create, Filter, Group, Restricted picklist, Sort, Update</p> <p><b>Description</b> Status of this request. Supported values are:</p> <ul style="list-style-type: none"> <li>• New</li> <li>• Requested</li> <li>• Completed</li> <li>• Failed</li> <li>• Collecting</li> <li>• Collected</li> <li>• Analyzing</li> <li>• Analyzed</li> <li>• Committing</li> <li>• Retried</li> <li>• Manually Completed</li> </ul> <p>The State goes from <code>New</code> to <code>Requested</code> to <code>Completed</code> or <code>Failed</code>, unless a reconciliation process is occurring. For details about the reconciliation process <code>State</code> value changes, see <a href="#">Usage</a>.</p> <p>The State goes from <code>Failed</code> to <code>Retried</code> or <code>Manually Completed</code> when troubleshooting UPR failures. For details about handling failures, see <a href="#">State Values for Managing Provisioning Failures</a>.</p>
UserProvAccountId	<p><b>Type</b> reference</p> <p><b>Properties</b> Create, Filter, Group, Nillable, Sort, Update</p> <p><b>Description</b> The ID value of the associated UserProvAccount object.</p>
UserProvConfigId	<p><b>Type</b> reference</p>

Field	Details
	<p><b>Properties</b> Create, Filter, Group, Nillable, Sort, Update</p> <p><b>Description</b> The ID value of the associated UserProvisioningConfig object. Available in API version 34.0 and later.</p>




## Usage














































































The `State` value changes during a reconciliation process (`Operation = Reconcile`) to gather and compare users on the third-party system to Salesforce users. Typically, when a UPR entry is first created, it has a `State` value of `New`. When a collection process is triggered, the `State` transitions to `Collecting` until that process is finished and the `State` is `Collected`. When an analyze process is triggered, the `State` transitions to `Analyzing` until that process is finished and the `State` is `Analyzed`. If a process commits the request, the `State` then transitions to `Committing`, and the properties move from the `UserProvAccountStaging` object to the `UserProvAccount` object. When those properties are saved in the `UserProvAccount` object, the `State` transitions to `Completed`.

However, the `State` does not necessarily start at `New`. For example, `UserProvAccountStaging` entries can be inserted programmatically. If a process is initiated that triggers linking these rows to accounts on the third-party service, a UPR entry could start with the `Analyzing` `State`.

Also, the `State` cannot go backwards from an active task. For example, a successful `Analyzing` `State` must progress to `Analyzed`; unless the active process fails, and then the `State` must change to `Failed`. Certain `State` transitions cannot be made programmatically and must be triggered by Salesforce.

The following table shows the `State` transitions that can occur for each `State` value. Each row corresponds to a current `State` value and each column corresponds to a new `State` after a potential transition.

-  — the transition to this value is not allowed.
-  — the transition to this value is allowed.
-  — only Salesforce can transition the `State` to this value.

	New	Requested	Collecting	Collected	Analyzing	Analyzed	Committing	Completed	Failed	Retried	Manually Completed
New											
Requested											
Collecting											
Collected											
Analyzing											
Analyzed											
Committing											
Completed											

	New	Requested	Collecting	Collected	Analyzing	Analyzed	Committing	Completed	Failed	Retried	Manually Completed
Failed	✘	✘	✘	✘	✘	✘	✘	✘	✔	✔	✔
Retried	✘	✘	✘	✘	✘	✘	✘	✘	✘	✘	✘
Manually Completed	✘	✘	✘	✘	✘	✘	✘	✘	✘	✘	✘

## State Values for Managing Provisioning Failures

The `state` value changes to `Failed` for several reasons, such as network outages, session timeouts, permissions issues, and record locks. The `Failed` state can transition to either `Retried` or `Manually Completed` to indicate what action was taken to address the failure. Actions can include correcting the root cause of the failure and requesting that the provisioning engine retry the UPR. Or, it can be completing the action against the target manually. Each UPR is an independent transaction and it's possible the retry causes a failure with a different root cause. So it's hard to distinguish failed events that you addressed from the ones that require more action.

If you tried to correct the cause of the failure and requested the provisioning engine to retry the UPR, you can mark the failed UPR `Retried`. Or, if the action against the target was completed manually, you can mark it `Manually Completed`.

When a retry event is created, the failed UPR is cloned, and resubmitted. The `ParentID` field contains a lookup to the failed UPR to use to clone the new UPR. The `Retry Count` field contains the number of retry attempts that were performed on a UPR. With the `Retry Count` field, you can add custom business logic like "Retry 5 times then stop and notify your admin."

## Associated Objects

This object has the following associated objects. Unless noted, they are available in the same API version as this object.

### [UserProvisioningRequestOwnerSharingRule](#) (API version 34.0)

Sharing rules are available for the object.

### [UserProvisioningRequestShare](#) (API version 34.0)

Sharing is available for the object.

## UserRecordAccess

---

Represents a user's access to a set of records. This object is read only and is available in API version 24.0 and later.

## Supported Calls

`describeSObjects()`, `query()`

## Fields

Field	Details
HasAllAccess	<p><b>Type</b> boolean</p> <p><b>Properties</b> Defaulted on create, Filter, Group, Sort</p> <p><b>Description</b> Indicates whether a user can share the record.</p>
HasDeleteAccess	<p><b>Type</b> boolean</p> <p><b>Properties</b> Defaulted on create, Filter, Group, Sort</p> <p><b>Description</b> Indicates whether a user has delete access to the record (<code>true</code>) or not (<code>false</code>).</p>
HasEditAccess	<p><b>Type</b> boolean</p> <p><b>Properties</b> Defaulted on create, Filter, Group, Sort</p> <p><b>Description</b> Indicates whether a user has edit access to the record (<code>true</code>) or not (<code>false</code>).</p>
HasTransferAccess	<p><b>Type</b> boolean</p> <p><b>Properties</b> Defaulted on create, Filter, Group, Sort</p> <p><b>Description</b> Indicates whether a user has transfer access to the record (<code>true</code>) or not (<code>false</code>).</p>
HasReadAccess	<p><b>Type</b> boolean</p> <p><b>Properties</b> Defaulted on create, Filter, Group, Sort</p> <p><b>Description</b> Indicates whether a user has read access to the record (<code>true</code>) or not (<code>false</code>).</p>
MaxAccessLevel	<p><b>Type</b> picklist</p> <p><b>Properties</b> Group, Nillable, Restricted picklist, Sort</p>

Field	Details
	<p><b>Description</b></p> <p>Indicates a user's maximum level of access to a record.</p> <p>Valid values are:</p> <ul style="list-style-type: none"> <li>• None</li> <li>• Read</li> <li>• Edit</li> <li>• Delete</li> <li>• Transfer</li> <li>• All</li> </ul>
RecordId	<p><b>Type</b></p> <p>picklist</p> <p><b>Properties</b></p> <p>Filter, Group, Restricted picklist, Sort</p> <p><b>Description</b></p> <p>ID of the record.</p>
UserId	<p><b>Type</b></p> <p>reference</p> <p><b>Properties</b></p> <p>Filter, Group</p> <p><b>Description</b></p> <p>ID of the user.</p>

## Usage

Use this object to query a user's access to records. You can't create, delete, or update any records using this object.

Up to 200 record IDs can be queried. You can include an `ORDER BY` clause for any field that is being selected in the query.

The following sample query returns the records, whether the queried user has read and transfer access to each record, and the user's maximum access level to each record.

```
SELECT RecordId, HasReadAccess, HasTransferAccess, MaxAccessLevel
FROM UserRecordAccess
WHERE UserId = [single ID]
AND RecordId = [single ID] //or Record IN [list of IDs]
```

The following query returns the records to which a queried user has read access.

```
SELECT RecordId
FROM UserRecordAccess
WHERE UserId = [single ID]
AND RecordId = [single ID] //or Record IN [list of IDs]
AND HasReadAccess = true
```

Using API version 30.0 and later, `UserRecordAccess` is a foreign key on the records. You can't filter by or provide the `UserId` or `RecordId` fields when using this object as a lookup or foreign key. The previous sample queries can be run as:

```
SELECT Id, Name, UserRecordAccess.HasReadAccess, UserRecordAccess.HasTransferAccess,
       UserRecordAccess.MaxAccessLevel
FROM Account
```

```
SELECT Id, Name, UserRecordAccess.HasReadAccess
FROM Account
```


SOQL restrictions:

- When the running user is querying a user's access to a set of records, records that the running user does not have read access to are filtered out of the results.
- When filtering by `UserId` and `RecordId` only, you must use `SELECT RecordId` and optionally one or more of the access level fields: `HasReadAccess`, `HasEditAccess`, `HasDeleteAccess`, `HasTransferAccess`, and `HasAllAccess`. You may include `MaxAccessLevel`.
- When filtering by `UserId`, `RecordId`, and an access level field, you must use `SELECT RecordId` only.

## UserRole

---

Represents a user role in your organization.

 **Note:** This object was called "Role" in previous versions of the API documentation.

## Supported Calls



`create()`, `delete()`, `describeSObjects()`, `getDeleted()`, `getUpdated()`, `query()`, `retrieve()`, `search()`, `update()`, `upsert()`

## Special Access Rules

As of Summer '20 and later, only users with the View Roles and Role Hierarchy permission can access this object, and only users with the Manage Roles permission can edit this object.

## Fields

Field	Details
<code>CaseAccessForAccountOwner</code>	<p><b>Type</b> picklist</p> <p><b>Properties</b> Create, Filter, Group, Nillable, Restricted picklist, Sort, Update</p> <p><b>Description</b> The case access level for the account owner.</p>

Field	Details
ContactAccessForAccountOwner	<p><b>Type</b> picklist</p> <p><b>Properties</b> Filter, Group, Nillable, Restricted picklist, Sort</p> <p><b>Description</b> The contact access level for the account owner.</p> <p> <b>Note:</b> When DefaultContactAccess is set to Controlled by Parent, you can't create or update this field.</p>
DeveloperName	<p><b>Type</b> string</p> <p><b>Properties</b> Create, Defaulted on create, Filter, Group, Sort, Update</p> <p><b>Description</b> The unique name of the object in the API. This name can contain only underscores and alphanumeric characters, and must be unique in your org. It must begin with a letter, not include spaces, not end with an underscore, and not contain two consecutive underscores. In managed packages, this field prevents naming conflicts on package installations. With this field, a developer can change the object's name in a managed package and the changes are reflected in a subscriber's organization. Corresponds to <b>Role Name</b> in the user interface.</p> <p>This field is available in API version 24.0 and later.</p> <p> <b>Note:</b> When creating large sets of data, always specify a unique DeveloperName for each record. If no DeveloperName is specified, performance may slow while Salesforce generates one for each record.</p>
ForecastUserId	<p><b>Type</b> reference</p> <p><b>Properties</b> Create, Filter, Group, Nillable, Sort, Update</p> <p><b>Description</b> The ID of the forecast manager associated with this role. Label is <b>User ID</b>.</p>
IsPartner	<p><b>Type</b> boolean</p> <p><b>Properties</b> Defaulted on create, Filter</p>



Field	Details
	<p><b>Description</b></p> <p>Indicates whether the user role is a partner who has access to the partner portal (<code>true</code>) or not (<code>false</code>). This field is not available for release 9.0 and later. Instead, use <code>PortalType</code> with the value <code>Partner</code>.</p>
<code>MayForecastManagerShare</code>	<p><b>Type</b></p> <p>boolean</p> <p><b>Properties</b></p> <p>Defaulted on create, Filter, Group, Sort</p> <p><b>Description</b></p> <p>Indicates whether the forecast manager can manually share their own forecast.</p>
<code>Name</code>	<p><b>Type</b></p> <p>string</p> <p><b>Properties</b></p> <p>Create, Filter, Group, Sort, Update</p> <p><b>Description</b></p> <p>Required. Name of the role. Corresponds to <b>Label</b> on the user interface.</p>
<code>OpportunityAccessForAccountOwner</code>	<p><b>Type</b></p> <p>picklist</p> <p><b>Properties</b></p> <p>Create, Filter, Group, Restricted picklist, Sort, Update</p> <p><b>Description</b></p> <p>Required. The opportunity access level for the account owner. Note that you can't set a user role with an opportunity access less than that specified in organization-wide defaults.</p>
<code>ParentRoleId</code>	<p><b>Type</b></p> <p>reference</p> <p><b>Properties</b></p> <p>Create, Filter, Group, Nillable, Sort, Update</p> <p><b>Description</b></p> <p>The ID of the parent role.</p>
<code>PortalRole</code>	<p><b>Type</b></p> <p>picklist</p> <p><b>Properties</b></p> <p>Filter, Nillable</p> <p><b>Description</b></p> <p>The portal role: Executive, Manager, User, or PersonAccount.</p>

Field	Details
PortalType	<p><b>Type</b> picklist</p> <p><b>Properties</b> Create, Filter, Group, Nillable, Restricted picklist, Sort</p> <p><b>Description</b> This value indicates the type of portal for the role:</p> <ul style="list-style-type: none"> <li>• None: Salesforce application role.</li> <li>• CustomerPortal: Customer portal role.</li> <li>• Partner: partner portal role. The field <code>IsPartner</code> used in release 8.0 will map to this value.</li> </ul> <p>This field replaces <code>IsPartner</code> beginning with release 9.0.</p>
RollupDescription	<p><b>Type</b> string</p> <p><b>Properties</b> Create, Filter, Group, Nillable, Sort, Update</p> <p><b>Description</b> Description of the forecast rollup. Label is <b>Description</b>.</p>

## Usage

Use this object to query the set of currently configured user roles in your organization. Use it in your client application to obtain valid UserRole IDs to use when querying or modifying a User record.

Users with the View Roles and Role Hierarchy permission can query or describe this object. If your client application logs in with the “Manage Users” permission, it can query, create, update, or delete UserRole records.

 **Note:** You can't update any field for a portal role.

For example, the following code finds all roles that are not assigned to any users.

```
SELECT Id, Name, DeveloperName
FROM UserRole
WHERE Id NOT IN (SELECT UserRoleId
                 FROM User
                 WHERE UserRoleId != '0000000000000000')
```

SEE ALSO:

[Object Basics](#)

## UserServicePresence

Represents a presence user's real-time presence status. This object is available in API version 32.0 and later.

## Supported Calls

`delete()`, `query()`, `getDeleted()`, `getUpdated()`, `retrieve()`, `undelete()`

## Special Access Rules

To access this object, [Omni-Channel](#) must be enabled.

## Fields

Field	Details
ConfiguredCapacity	<p><b>Type</b> int</p> <p><b>Properties</b> Filter, Group, Nillable, Sort</p> <p><b>Description</b> The user's total configured capacity.</p>
IsAway	<p><b>Type</b> boolean</p> <p><b>Properties</b> Defaulted on create, Filter, Group, Sort</p> <p><b>Description</b> Indicates whether the user's status is <i>Away</i>.</p>
Name	<p><b>Type</b> string</p> <p><b>Properties</b> Create, Filter, Nillable, Sort, Update</p> <p><b>Description</b> An automatically generated ID number that identifies the record.</p>
OwnerId	<p><b>Type</b> reference</p> <p><b>Properties</b> Filter, Group, Sort</p> <p><b>Description</b> The ID of the owner of the <code>UserServicePresence</code> entity. For external routing, allows the entity to be used in the Streaming API to listen to events whenever a <code>UserServicePresence</code> record is created, modified, or deleted.</p>
ServicePresenceStatusId	<p><b>Type</b> reference</p>

Field	Details
	<p><b>Properties</b> Create, Filter, Nillable, Sort, Update</p> <p><b>Description</b> The ID of the presence status that's associated with the presence user that's specified by the <code>UserId</code>.</p>
<code>UserId</code>	<p><b>Type</b> string</p> <p><b>Properties</b> Create, Filter, Group, Sort, Update</p> <p><b>Description</b> The ID of the Omni-Channel user.</p>

## Usage

Apex triggers aren't supported with `UserServicePresence`.

Sharing rules aren't supported with `UserServicePresence` even if the `OwnerId` field is enabled.

In API version 41.0 or later, `UserServicePresence` records can be deleted programmatically. The "Customize Application" permission is required.

## Associated Objects

This object has the following associated objects. Unless noted, they are available in the same API version as this object.

### [UserServicePresenceOwnerSharingRule](#)

Sharing rules are available for the object.

### [UserServicePresenceShare](#)

Sharing is available for the object.

## UserShare

Represents a sharing entry on a user record. This object is available in API version 26.0 and later.

## Supported Calls

`create()`, `delete()`, `describeObjects()`, `query()`, `retrieve()`, `update()`, `upsert()`

## Special Access Rules

As of Summer '20 and later, only standard users or users with the Customize Application permission can access this object.

## Fields

The properties available for some fields depend on the default organization-wide sharing settings. The properties listed are true for the default settings of such fields.

Field	Details
IsActive	<p><b>Type</b> boolean</p> <p><b>Properties</b> Defaulted on create, Filter, Group, Sort</p> <p><b>Description</b> Read-only. Indicates whether the User has access to log in (<code>true</code>) or not (<code>false</code>). You can modify a User's active status from the user interface or via the API.</p>
RowCause	<p><b>Type</b> picklist</p> <p><b>Properties</b> Create, Filter, Group, Nillable, Restricted picklist, Sort</p> <p><b>Description</b> Reason that this sharing entry exists. You can only write to this field when its value is either omitted or set to <code>Manual</code> (default).  You can create a value for this field in API versions 32.0 and later with the correct organization-wide sharing settings.  Possible values include:</p> <ul style="list-style-type: none"> <li>• <code>Manual</code>—The User or Group has access to the user record because a User with "All" access manually shared the User with them.</li> <li>• <code>Rule</code>—The User or Group has access to the user record via a User sharing rule.</li> </ul>
UserAccessLevel	<p><b>Type</b> picklist</p> <p><b>Properties</b> Create, Filter, Group, Restricted picklist, Sort, Update</p> <p><b>Description</b> Level of access that the User or Group has to the specified user. The specified user is denoted by the <code>UserId</code>. The possible values are:</p> <ul style="list-style-type: none"> <li>• <code>Read</code></li> <li>• <code>Edit</code></li> </ul> <p>This field must be set to an access level that is at least equal to the organization's default <code>UserAccessLevel</code>.  <code>UserAccessLevel</code> can be updated only if <code>RowCause</code> is set to <code>Manual Sharing</code>.</p>

Field	Details
UserId	<p><b>Type</b> reference</p> <p><b>Properties</b> Create, Filter, Group, Sort</p> <p><b>Description</b> ID of the User being shared.</p>
UserOrGroupId	<p><b>Type</b> reference</p> <p><b>Properties</b> Create, Filter, Group, Sort</p> <p><b>Description</b> ID of the User or Group that has been given access to the User. This field can't be updated.</p>

## Usage

This object allows you to determine which users and groups can view or edit User records owned by other users.

## UserTeamMember

Represents a single User on the default opportunity team of another User.

## Supported Calls

`create()`, `delete()`, `describeSObjects()`, `getDeleted()`, `getUpdated()`, `query()`, `retrieve()`, `update()`, `upsert()`

## Special Access Rules

- This object is available only in organizations that have enabled the team selling functionality.
- Customer Portal users can't access this object.

## Fields

Field	Details
OpportunityAccessLevel	<p><b>Type</b> picklist</p> <p><b>Properties</b> Create, Filter, Restricted picklist, Update</p>

Field	Details
	<p><b>Description</b></p> <p>Required. Level of access that the team member has to opportunities for which the user has added his or her default opportunity team. The possible values are:</p> <ul style="list-style-type: none"> <li>• Read</li> <li>• Edit</li> </ul> <p>This field must be set to an access level that is higher than the organization's default access level for opportunities.</p>
OwnerId	<p><b>Type</b></p> <p>reference</p> <p><b>Properties</b></p> <p>Create, Filter</p> <p><b>Description</b></p> <p>Required. ID of the User who owns the default opportunity team. This field can't be updated.</p>
TeamMemberRole	<p><b>Type</b></p> <p>picklist</p> <p><b>Properties</b></p> <p>Create, Filter, Nillable, Update</p> <p><b>Description</b></p> <p>Role that the team member has on opportunities for which the User has added his or her default opportunity team. The valid values are set by the organization's administrator in the Opportunity Team Roles picklist. Label is <b>Team Role</b>.</p>
UserId	<p><b>Type</b></p> <p>reference</p> <p><b>Properties</b></p> <p>Create, Filter</p> <p><b>Description</b></p> <p>Required. ID of the User who is a member of the default opportunity team. This field can't be updated.</p>

## Usage

If you attempt to create a record that matches an existing record, the create request updates any modified fields and returns the existing record.

Users can set up their default opportunity team to include other users that typically work with them on opportunities.


SEE ALSO:

[OpportunityTeamMember](#)

# UserTerritory

---

Represents a User who has been assigned to a Territory.

 **Note:** The original territory management feature is scheduled for retirement for all customers as of Summer '21. After the feature is retired, users can't access the original territory management feature and its underlying data. We encourage you to migrate to Enterprise Territory Management. We also strongly recommend that you keep a comprehensive backup of your territory data while you're still using the original territory management feature. For more information, see [The Original Territory Management Module Will Be Retired in the Summer '21 Release](#). The information in this topic applies to the original territory management feature only, and not to Enterprise Territory Management.

## Supported Calls

`create()`, `delete()`, `describeSObjects()`, `getDeleted()`, `getUpdated()`, `query()`, `retrieve()`

## Special Access Rules

- Only available if territory management has been enabled for your organization.
- As of Spring '20 and later, only users with the View Setup and Configuration permission can access this object, and only users with the Manage Territories permission can edit this object.

## Fields

Field	Details
<code>IsActive</code>	<p><b>Type</b> boolean</p> <p><b>Properties</b> Defaulted on create, Filter</p> <p><b>Description</b> Indicates whether the user is active in the given territory (<code>true</code>), or inactive in the given territory (<code>false</code>):</p> <ul style="list-style-type: none"> <li>• Users who are active in a territory are explicitly assigned to the territory and can have open opportunities, closed opportunities, or no opportunities associated with that territory.</li> <li>• Users who are inactive in a territory are not explicitly assigned to the territory, but own an open or closed opportunity that is associated with the territory. For example, a user may have been transferred out of a territory, but still own opportunities in his or her old territory.</li> </ul> <p>Until a user is deleted from a territory (not simply removed from the territory), the record is not returned in a <code>getDeleted()</code> call.</p>
<code>IsDeleted</code>	<p><b>Type</b> boolean</p>



Field	Details
	<p><b>Properties</b> Defaulted on create, Filter</p> <p><b>Description</b> Indicates whether the object has been moved to the Recycle Bin (<code>true</code>) or not (<code>false</code>). Label is <b>Deleted</b>.</p>
TerritoryId	<p><b>Type</b> reference</p> <p><b>Properties</b> Create, Filter</p> <p><b>Description</b> ID of the Territory to which the user has been assigned. This field is required when creating a record in API version 20.0 and later.</p>
UserId	<p><b>Type</b> reference</p> <p><b>Properties</b> Create, Filter</p> <p><b>Description</b> ID of the user. This field is required when creating a record.</p>

## Usage

If a user is inactive in a territory, and the opportunities they own that are associated with the territory are all closed, the user is not returned in the Territories related list on the User page in Setup. Regardless of whether the user is inactive or the opportunities are closed, the user is returned in the Quotas related list.

SEE ALSO:

[Territory](#)

[AccountTerritoryAssignmentRule](#)

[AccountTerritoryAssignmentRuleItem](#)

## UserTerritory2Association

Represents an association (by assignment) between a territory and a user record. Available only if Enterprise Territory Management has been enabled for your organization.

## Supported Calls

`create()`, `delete()`, `describeObjects()`, `query()`, `retrieve()`

## Special Access Rules

As of Summer '20 and later, only standard and partner users can access this object. If a territory model is in `Active` state, any standard or partner user can view that model, including its territories and assignment rules. For territories in an active model, any standard or partner user can view assigned records and assigned users subject to your org's sharing settings. Users cannot view territory models in other states (such as `Planning` or `Archived`).

## Fields

Field Name	Details
<code>IsActive</code>	<p><b>Type</b> boolean</p> <p><b>Properties</b> Defaulted on create, Filter, Group, Sort</p> <p><b>Description</b> Indicates whether the user is active (<code>true</code>) or inactive (<code>false</code>) in the given territory.</p>
<code>RoleInTerritory2</code>	<p><b>Type</b> picklist</p> <p><b>Properties</b> Create, Filter, Group, Nillable, Sort, Update</p> <p><b>Description</b> The role of the user in a territory. Possible values are: Owner, Administrator, Sales Rep. Label is <code>Role in Territory</code>.</p>
<code>Territory2Id</code>	<p><b>Type</b> reference</p> <p><b>Properties</b> Create, Filter, Group, Sort</p> <p><b>Description</b> The ID of the territory that the user is assigned to.</p>
<code>UserId</code>	<p><b>Type</b> reference</p> <p><b>Properties</b> Create, Filter, Group, Sort</p> <p><b>Description</b> The ID of the user who is assigned to the territory.</p>

# UserWorkList

---

Represents a list of work items in the My Feed tab for High Velocity Sales users.

## Supported Calls

`create()`, `delete()`, `describeSObjects()`, `getDeleted()`, `getUpdated()`, `query()`, `retrieve()`, `undelete()`, `update()`, `upsert()`

## Fields

Field	Details
<code>IsActive</code>	<p><b>Type</b> boolean</p> <p><b>Properties</b> Create, Defaulted on create, Filter, Group, Sort, Update</p> <p><b>Description</b> Whether the work list is active or not.</p>
<code>ListType</code>	<p><b>Type</b> picklist</p> <p><b>Properties</b> Create, Filter, Group, Nillable, Restricted picklist, Sort, Update</p> <p><b>Description</b> The type of list, such as a call or email.</p>
<code>Name</code>	<p><b>Type</b> string</p> <p><b>Properties</b> Create, Filter, Group, idLookup, Sort, Update</p> <p><b>Description</b> The name of the work list.</p>
<code>OwnerId</code>	<p><b>Type</b> reference</p> <p><b>Properties</b> Create, Defaulted on create, Filter, Group, Sort, Update</p> <p><b>Description</b> The owner of the list.</p>

## UserWorkListItem

---

Represents an individual work item in the My Feed tab for High Velocity Sales users.

### Supported Calls

`create()`, `delete()`, `describeSObjects()`, `getDeleted()`, `getUpdated()`, `query()`, `retrieve()`, `undelete()`, `update()`, `upsert()`

### Fields

Field	Details
PriorityOrder	<p><b>Type</b> int</p> <p><b>Properties</b> Filter, Group, Nillable, Sort</p> <p><b>Description</b> The order of the item in the list.</p>
RelatedRecordId	<p><b>Type</b> reference</p> <p><b>Properties</b> Create, Filter, Group, Sort, Update</p> <p><b>Description</b> The ID of the related record.</p>
UserWorkListId	<p><b>Type</b> reference</p> <p><b>Properties</b> Create, Filter, Group, Sort</p> <p><b>Description</b> The ID of the related work list.</p>

## VerificationHistory

---

Represents the past six months of your org users' attempts to verify their identity. This object is available in API version 36.0 and later.

### Supported Calls

`describeSObjects()`, `query()`, `retrieve()`

## Special Access Rules

Only users with Manage Users permission can access this object.

### Fields

Field Name	Details
Activity	<p><b>Type</b> picklist</p> <p><b>Properties</b> Filter, Group, Restricted picklist, Sort</p> <p><b>Description</b> The action the user attempted that requires identity verification. The label is User Activity. Available values are:</p> <ul style="list-style-type: none"> <li>• AccessReports—The user attempted to access reports or dashboards.</li> <li>• Apex—The user attempted to access a Salesforce resource with a verification Apex method.</li> <li>• ChangeEmail—The user attempted to change an email address.</li> <li>• ConnectToopher—The user attempted to connect Salesforce Authenticator.</li> <li>• ConnectTotp—The user attempted to connect a one-time password generator.</li> <li>• ConnectU2F—The user attempted to register a U2F security key.</li> <li>• ConnectedApp—The user attempted to access a connected app.</li> <li>• EnableLL—The user attempted to enroll in Lightning Login.</li> <li>• ExportPrintReports—The user attempted to export or print reports or dashboards.</li> <li>• ExtraVerification—Reserved for future use.</li> <li>• ListView—The user attempted to access a list view.</li> <li>• Login—The user attempted to log in.</li> <li>• Registration—Reserved for future use.</li> <li>• TempCode—The user attempted to generate a temporary verification code.</li> </ul>
EventGroup	<p><b>Type</b> int</p> <p><b>Properties</b> Filter, Group, Sort</p> <p><b>Description</b> ID of the verification attempt. Verification can involve several attempts and use different verification methods. For example, in a user's session, a user enters an invalid verification code (first attempt). The user then enters the correct code and successfully verifies identity (second attempt). Both attempts are part of a single verification and, therefore, have the same ID. The label is Verification Attempt.</p>

Field Name	Details
LoginGeoId	<p><b>Type</b> reference</p> <p><b>Properties</b> Filter, Group, Nillable, Sort</p> <p><b>Description</b> The 18-character ID for the record of the geographic location of the user for a successful or unsuccessful identity verification attempt. Due to the nature of geolocation technology, the accuracy of geolocation fields (for example, country, city, postal code) can vary.</p>
LoginHistoryId	<p><b>Type</b> reference</p> <p><b>Properties</b> Filter, Group, Sort</p> <p><b>Description</b> The ID for the record of the user's successful or unsuccessful login attempt.</p>
Policy	<p><b>Type</b> picklist</p> <p><b>Properties</b> Filter, Group, Restricted picklist, Sort</p> <p><b>Description</b> The identity verification security policy or setting. The label is Triggered By. Available values are:</p> <ul style="list-style-type: none"> <li>• CustomApex—Identity verification made by a verification Apex method.</li> <li>• DeviceActivation—Identity verification required for users logging in from an unrecognized device or new IP address. This verification is part of Salesforce's risk-based authentication.</li> <li>• EnableLightningLogin—Identity verification required for users enrolling in Lightning Login. This verification is triggered when the user attempts to enroll. Users are eligible to enroll if they have the Lightning Login User user permission and the org has enabled Allow Lightning Login in Session Settings.</li> <li>• ExtraVerification—Reserved for future use.</li> <li>• HighAssurance—High assurance session required for resource access. This verification is triggered when the user tries to access a resource, such as a connected app, report, or dashboard that requires a high-assurance session level.</li> <li>• LightningLogin—Identity verification required for internal users logging in via Lightning Login. This verification is triggered when the enrolled user attempts to log in. Users are eligible to log in if they have the Lightning Login User user permission and have successfully enrolled in Lightning Login. Also, from Session Settings in Setup, Allow Lightning Login must be enabled.</li> </ul>

Field Name	Details
	<ul style="list-style-type: none"> <li>• PageAccess—Identity verification required for users attempting to perform an action, such as changing an email address or adding a two-factor authentication method.</li> <li>• PasswordlessLogin—Identity verification required for external users attempting to log in to a community that is set up for passwordless login. The admin controls which registered verification methods can be used, for example, email, SMS, Salesforce Authenticator, or TOTP.</li> <li>• ProfilePolicy—Session security level required at login. This verification is triggered by the Session security level required at login setting on the user’s profile.</li> <li>• TwoFactorAuthentication—Two-factor authentication required at login. This verification is triggered by the Two-Factor Authentication for User Interface Logins user permission assigned to a custom profile. Or the user permission is included in a permission set that is assigned to a user.</li> </ul>
Remarks	<p><b>Type</b> string</p> <p><b>Properties</b> Filter, Group, Nillable, Sort</p> <p><b>Description</b> The text the user sees on the page or in Salesforce Authenticator when prompted to verify identity. For example, if identity verification is required for a user’s login, the user sees “You’re trying to Log In to Salesforce.” In this case, the Remarks value is “Log In to Salesforce.” But if the Activity value is Apex, the Remarks value is a custom description passed by an Apex method. If the user is verifying identity using Salesforce Authenticator, the custom description also appears in the app. If the custom description isn’t specified, the value is the name of the Apex method. The label is Activity Message.</p>
ResourceId	<p><b>Type</b> reference</p> <p><b>Properties</b> Filter, Group, Nillable, Sort</p> <p><b>Description</b> If the Activity value is ConnectedApp, the ResourceId value is the ID of the connected app. The label is Connected App ID.</p>
SourceIp	<p><b>Type</b> string</p> <p><b>Properties</b> Filter, Group, Sort</p> <p><b>Description</b> The IP address of the machine from which the user attempted the action that requires identity verification. For example, the IP address of the machine from</p>

Field Name	Details
	<p>where the user tried to log in or access reports. If it's a non-login action that required verification, the IP address can be different from the address from where the user logged in. This address can be an IPv4 or IPv6 address.</p>
Status	<p><b>Type</b> picklist</p> <p><b>Properties</b> Filter, Group, Restricted picklist, Sort</p> <p><b>Description</b> The status of the identity verification attempt. Available values are:</p> <ul style="list-style-type: none"> <li>• AutomatedSuccess—Salesforce Authenticator approved the request for access because the request came from a trusted location. After users enable location services in Salesforce Authenticator, they can designate trusted locations. When a user trusts a location for a particular activity, such as logging in from a recognized device, that activity is approved from the trusted location for as long as the location is trusted.</li> <li>• Denied—The user denied the approval request in the authenticator app, such as Salesforce Authenticator.</li> <li>• FailedGeneralError—An error caused by something other than an invalid verification code, too many verification attempts, or authenticator app connectivity.</li> <li>• FailedInvalidCode—The user entered an invalid verification code.</li> <li>• FailedInvalidPassword—The user entered an invalid password.</li> <li>• FailedPasswordLockout—The user attempted to enter a password too many times.</li> <li>• FailedTooManyAttempts—The user attempted to verify identity too many times. For example, the user entered an invalid verification code repeatedly.</li> <li>• Initiated—Salesforce initiated identity verification but hasn't yet challenged the user.</li> <li>• InProgress—Salesforce challenged the user to verify identity and is waiting for the user to respond or for Salesforce Authenticator to send an automated response.</li> <li>• RecoverableError—Salesforce can't reach the authenticator app to verify identity, but it continues to retry.</li> <li>• ReportedDenied—The user denied the approval request in the authenticator app, such as Salesforce Authenticator, and also flagged the approval request to report to an administrator.</li> <li>• Succeeded—The user's identity was verified.</li> </ul>
UserId	<p><b>Type</b> reference</p> <p><b>Properties</b> Filter, Group, Sort</p>



Field Name	Details
	<p><b>Description</b> ID of the user verifying identity.</p>
VerificationMethod	<p><b>Type</b> picklist</p> <p><b>Properties</b> Filter, Group, Nillable, Restricted picklist, Sort</p> <p><b>Description</b> The method by which the user attempted to verify identity in the verification event. The label is Method. Available values are:</p> <ul style="list-style-type: none"> <li>• Email—Salesforce sent an email with a verification code to the address associated with the user’s account.</li> <li>• EnableLL—Salesforce Authenticator sent a notification to the user’s mobile device to enroll in Lightning Login. This value is available in API version 38.0 and later.</li> <li>• LL—Salesforce Authenticator sent a notification to the user’s mobile device to approve login via Lightning Login. This value is available in API version 38.0 and later.</li> <li>• SalesforceAuthenticator—Salesforce Authenticator sent a notification to the user’s mobile device to verify account activity.</li> <li>• Sms—Salesforce sent a text message with a verification code to the user’s mobile device. SMS messaging requires a Salesforce add-on license for Identity Verification Credits.</li> <li>• TempCode—A Salesforce admin or a user with the Manage Two-Factor Authentication in User Interface permission generated a temporary verification code for the user. This value is available in API version 37.0 and later.</li> <li>• Totp—An authenticator app generated a time-based, one-time password (TOTP) on the user’s mobile device.</li> <li>• U2F—A U2F security key generated required credentials for the user. This value is available in API version 38.0 and later.</li> </ul>
VerificationTime	<p><b>Type</b> dateTime</p> <p><b>Properties</b> Filter, Sort</p> <p><b>Description</b> The date and time of the identity verification attempt, for example, 7/19/2025, 3:19:13 PM PDT. The time zone is based on GMT. The label is Time.</p>

## Usage

Here are two examples of the types of API queries you can perform.

Query	String
Show verification history for a user's login record	<pre>SELECT Activity, EventGroup, Policy, Remarks, Status, UserId, VerificationMethod, VerificationTime FROM VerificationHistory WHERE LoginHistoryId = '0YaD000#####'</pre>
Get detailed geographic location information for a user's verification attempt	<pre>SELECT City, CountryIso, Latitude, Longitude, PostalCode FROM LoginGeo WHERE LoginGeoId = '0LE#####'</pre>

## VisualforceAccessMetrics

Represents summary statistics for Visualforce pages.

### Supported Calls

`count()`, `query()`, `retrieve()`

### Special Access Rules

As of Spring '20 and later, to access VisualforceAccessMetrics, users must have the Customize Application permission.

## Fields

Field	Details
ApexPageId	<p><b>Type</b> reference</p> <p><b>Properties</b> Aggregate, Filter, Group, Sort</p> <p><b>Description</b> The ID of the Visualforce page.</p>
ProfileId	<p><b>Type</b> reference</p> <p><b>Properties</b> Aggregate, Filter, Group, Sort</p> <p><b>Description</b> The ID of the user who viewed the Visualforce page.</p>

Field	Details
DailyPageViewCount	<p><b>Type</b> integer</p> <p><b>Properties</b> Aggregate, Filter, Group, Sort</p> <p><b>Description</b> The number of views received by the specified Visualforce page.</p>
MetricsDate	<p><b>Type</b> date</p> <p><b>Properties</b> Aggregate, Filter, Group, Sort</p> <p><b>Description</b> The date the metrics are queried.</p>
LogDate	<p><b>Type</b> date</p> <p><b>Properties</b> Aggregate, Filter, Group, Sort</p> <p><b>Description</b> The most recent page access date.</p>

## Usage

Use this object to query information on the Visualforce pages in your org.

```
SELECT ApexPageId, DailyPageViewCount, Id, ProfileId, MetricsDate, LogDate FROM VisualforceAccessMetrics
```

## VoiceCall

Represents a Lightning Dialer phone call.

## Supported Calls

`describeLayout()`, `describeSObjects()`, `getDeleted()`, `getUpdated()`, `query()`, `retrieve()`, `update()`

## Fields

Field Name	Details
ActivityId	<p><b>Type</b> reference</p> <p><b>Properties</b> Filter, Group, Sort, Update</p> <p><b>Description</b> The ID of the related activity.</p>
CallConnectDateTime	<p><b>Type</b> datetime</p> <p><b>Properties</b> Filter, Nillable, Sort</p> <p><b>Description</b> The time and date when the call was connected.</p>
CallDisposition	<p><b>Type</b> string</p> <p><b>Properties</b> Filter, Group, Nillable, Sort</p> <p><b>Description</b> The status of a phone call, such as whether a phone call is in progress, busy, or failed.</p>
CallDurationInSeconds	<p><b>Type</b> int</p> <p><b>Properties</b> Filter, Group, Nillable, Sort</p> <p><b>Description</b> The total call duration in seconds.</p>
CallEndDateTime	<p><b>Type</b> dateTime</p> <p><b>Properties</b> Filter, Sort</p> <p><b>Description</b> The time when a call ends.</p>
CallerIdType	<p><b>Type</b> picklist</p> <p><b>Properties</b> Filter, Group, Nillable, Restricted picklist, Sort</p>

Field Name	Details
	<p><b>Description</b></p> <p>The number displayed for outbound calls. The possible values are:</p> <ul style="list-style-type: none"> <li>• VendorLine</li> <li>• CompanyNumber</li> <li>• LocalPresence</li> <li>• CustomCallerId</li> </ul>
CallRecordingId	<p><b>Type</b></p> <p>reference</p> <p><b>Properties</b></p> <p>Filter, Group, Nillable, Sort</p> <p><b>Description</b></p> <p>The ID of the related call recording.</p>
CallStartDateTime	<p><b>Type</b></p> <p>dateTime</p> <p><b>Properties</b></p> <p>Filter, Sort</p> <p><b>Description</b></p> <p>The time when a call starts.</p>
CallType	<p><b>Type</b></p> <p>picklist</p> <p><b>Properties</b></p> <p>Filter, Group, Restricted picklist, Sort</p> <p><b>Description</b></p> <p>Whether a call is internal, inbound, outbound, part of a call bridge, or a transfer.</p>
ConferenceKey	<p><b>Type</b></p> <p>string</p> <p><b>Properties</b></p> <p>Filter, Group, Nillable, Sort</p> <p><b>Description</b></p> <p>The related conference key. This field's only available if call monitoring is enabled.</p>
CurrencyCode	<p><b>Type</b></p> <p>picklist</p> <p><b>Properties</b></p> <p>Filter, Group, Nillable, Restricted picklist, Sort</p> <p><b>Description</b></p> <p>The currency used to bill the call.</p>

Field Name	Details
FromPhoneNumber	<p><b>Type</b> phone</p> <p><b>Properties</b> Filter, Group, Sort</p> <p><b>Description</b> The phone number of the user who initiated the call.</p>
IsRecorded	<p><b>Type</b> boolean</p> <p><b>Properties</b> Defaulted on create, Filter, Group, Sort</p> <p><b>Description</b> Whether a call is recorded (<code>true</code>) or not (<code>false</code>).</p>
LastReferencedDate	<p><b>Type</b> dateTime</p> <p><b>Properties</b> Filter, Nillable, Sort</p> <p><b>Description</b> The time stamp that indicates when the current user last viewed a record that is related to this VoiceCall.</p>
LastViewedDate	<p><b>Type</b> dateTime</p> <p><b>Properties</b> Filter, Nillable, Sort</p> <p><b>Description</b> The time stamp that indicates when the current user last viewed this VoiceCall. If this value is null, this record might have been only referenced (<code>LastReferencedDate</code>) and not viewed.</p>
MediaProviderId	<p><b>Type</b> dateTime</p> <p><b>Properties</b> Filter, Group, Nillable, Sort</p> <p><b>Description</b> The ID of the related media provider.</p>
OwnerId	<p><b>Type</b> reference</p> <p><b>Properties</b> Filter, Group, Sort, Update</p>

Field Name	Details
	<p><b>Description</b> The ID of the user who owns the phone number.</p>
Price	<p><b>Type</b> double</p> <p><b>Properties</b> Filter, Nillable, Sort</p> <p><b>Description</b> The cost of the phone call.</p>
RelatedRecordId	<p><b>Type</b> reference</p> <p><b>Properties</b> Filter, Group, Nillable, Sort, Update</p> <p><b>Description</b> The ID of the related record.</p>
ToPhoneNumber	<p><b>Type</b> phone</p> <p><b>Properties</b> Filter, Group, Sort</p> <p><b>Description</b> The recipient of the phone call.</p>
UserId	<p><b>Type</b> reference</p> <p><b>Properties</b> Filter, Group, Nillable, Sort</p> <p><b>Description</b> The ID of the Dialer user.</p>
VendorCallKey	<p><b>Type</b> string</p> <p><b>Properties</b> Filter, Group, Nillable, idLookup, Sort</p> <p><b>Description</b> The ID of the child leg of the call that's provided by the Dialer vendor.</p>
VendorParentCallKey	<p><b>Type</b> string</p>

Field Name	Details
	<p><b>Properties</b> Filter, Group, Nillable, Sort</p> <p><b>Description</b> The ID of the parent leg of the call that's provided by the Dialer vendor.</p>
VendorType	<p><b>Type</b> picklist</p> <p><b>Properties</b> Filter, Group, Nillable, Restricted picklist, Sort</p> <p><b>Description</b> Whether the vendor is Twilio, a custom vendor, or a contact center.</p>
VoiceVendorLineId	<p><b>Type</b> reference</p> <p><b>Properties</b> Filter, Group, Nillable, Sort</p> <p><b>Description</b> The ID of the associated Dialer vendor line.</p>

## Associated Objects

This object has the following associated objects. Unless noted, they are available in the same API version as this object.

### VoiceCallOwnerSharingRule

Sharing rules are available for the object.

### VoiceCallShare

Sharing is available for the object.

## VoiceCallList

Represents a prioritized list of numbers to call.

## Supported Calls

`create()`, `delete()`, `describeSObjects()`, `getDeleted()`, `getUpdated()`, `query()`, `retrieve()`, `undelete()`, `update()`, `upsert()`



## Fields

Field Name	Details
IsActive	<p><b>Type</b> boolean</p> <p><b>Properties</b> Create, Defaulted on create, Filter, Group, Sort, Update</p> <p><b>Description</b> Whether the call list is active or not.</p>
Name	<p><b>Type</b> string</p> <p><b>Properties</b> Create, Filter, Group, idLookup, Sort, Update</p> <p><b>Description</b> The name of the call list.</p>
OwnerId	<p><b>Type</b> reference</p> <p><b>Properties</b> Create, Defaulted on create, Filter, Group, Sort, Update</p> <p><b>Description</b> The ID of the call list owner.</p>

## Associated Objects

This object has the following associated objects. Unless noted, they are available in the same API version as this object.

### VoiceCallListOwnerSharingRule

Sharing rules are available for the object.

### VoiceCallListShare

Sharing is available for the object.

## VoiceCallListItem

Represents a single phone number in a prioritized call list.

## Supported Calls

`create()`, `delete()`, `describeSObjects()`, `getDeleted()`, `getUpdated()`, `query()`,  
`retrieve()`, `undelete()`, `update()`, `upsert()`

## Fields

Field Name	Details
CallListId	<p><b>Type</b> reference</p> <p><b>Properties</b> Create, Filter, Group, Sort</p> <p><b>Description</b> The ID of the related call list.</p>
Ordinal	<p><b>Type</b> int</p> <p><b>Properties</b> Create, Filter, Group, Sort, Update</p> <p><b>Description</b> The order of the item in the overall call list.</p>
RelatedRecordId	<p><b>Type</b> reference</p> <p><b>Properties</b> Create, Filter, Group, Sort, Update</p> <p><b>Description</b> The ID of the related record.</p>
State	<p><b>Type</b> picklist</p> <p><b>Properties</b> Create, Filter, Group, Restricted picklist, Sort, Update</p> <p><b>Description</b> Whether the call list item is not called, called, or skipped.</p>

## VoiceCallQualityFeedback

Represents feedback given by a Lightning Dialer user about the quality of a VoiceCall.

### Supported Calls

`describeSObjects()`, `getDeleted()`, `getUpdated()`, `query()`, `retrieve()`

## Fields

Field Name	Details
FeedbackText	<p><b>Type</b> textarea</p> <p><b>Properties</b> Nillable</p> <p><b>Description</b> The detailed feedback about a call left by a user.</p>
FeedbackType	<p><b>Type</b> string</p> <p><b>Properties</b> Filter, Group, Nillable, Sort</p> <p><b>Description</b> The feedback category (Call could not connect, Audio lagged, etc.) selected by a user.</p>
OwnerId	<p><b>Type</b> reference</p> <p><b>Properties</b> Filter, Group, Sort</p> <p><b>Description</b> The ID of the user leaving the feedback.</p>
VoiceCallId	<p><b>Type</b> reference</p> <p><b>Properties</b> Filter, Group, Sort</p> <p><b>Description</b> The ID of the related VoiceCall.</p>

## Associated Objects

This object has the following associated objects. Unless noted, they are available in the same API version as this object.

### [VoiceCallQualityFeedbackOwnerSharingRule](#)

Sharing rules are available for the object.

### [VoiceCallQualityFeedbackShare](#)

Sharing is available for the object.

# VoiceCallRecording

---

Represents a Lightning Dialer call recording. Call recordings are saved as files in Salesforce.

## Supported Calls

`describeSObjects()`, `getDeleted()`, `getUpdated()`, `query()`, `retrieve()`

## Fields

Field Name	Details
DurationInSeconds	<b>Type</b> int <b>Properties</b> Filter, Group, Sort <b>Description</b> The total call duration in seconds.
IntelligenceScore	<b>Type</b> int <b>Properties</b> Filter, Group, Nillable, Sort <b>Description</b> The intelligence score of the recording.
IsConsented	<b>Type</b> boolean <b>Properties</b> Create, Filter, Group, Sort, Update <b>Description</b> Whether the call recording was indicated as consented or not.
MediaContentId	<b>Type</b> reference <b>Properties</b> Filter, Group, Nillable, Sort <b>Description</b> The ID of the related media content, a ContentDocument. The record counts toward your org's file storage quota.
Name	<b>Type</b> string

Field Name	Details
	<p><b>Properties</b> Filter, Group, idLookup, Sort</p> <p><b>Description</b> The name of the call recording file.</p>
OwnerId	<p><b>Type</b> reference</p> <p><b>Properties</b> Filter, Group, Sort</p> <p><b>Description</b> The ID of the owner of the call recording.</p>
UploadDateTime	<p><b>Type</b> dateTime</p> <p><b>Properties</b> Filter, Nillable, Sort</p> <p><b>Description</b> The time and date that the recording was uploaded.</p>
VoiceCallId	<p><b>Type</b> reference</p> <p><b>Properties</b> Filter, Group, Nillable, Sort</p> <p><b>Description</b> The ID of the related phone call.</p>

## Associated Objects

This object has the following associated objects. Unless noted, they are available in the same API version as this object.

### [VoiceCallRecordingOwnerSharingRule](#)

Sharing rules are available for the object.

### [VoiceCallRecordingShare](#)

Sharing is available for the object.

## VoiceCoaching

Represents a call that is using call monitoring.

## Supported Calls

`describeSObjects()`, `getDeleted()`, `getUpdated()`, `query()`, `retrieve()`

## Fields

Field Name	Details
OwnerId	<p><b>Type</b> reference</p> <p><b>Properties</b> Filter, Group, Sort</p> <p><b>Description</b> The ID of the manager monitoring the call.</p>
RelatedRecordId	<p><b>Type</b> reference</p> <p><b>Properties</b> Filter, Group, Nillable, Sort</p> <p><b>Description</b> The ID of the call list owner.</p>
TraineeId	<p><b>Type</b> reference</p> <p><b>Properties</b> Filter, Group, Sort, Unique</p> <p><b>Description</b> The ID of the call list owner.</p>

## Associated Objects

This object has the following associated objects. Unless noted, they are available in the same API version as this object.

### [VoiceCoachingOwnerSharingRule](#)

Sharing rules are available for the object.

### [VoiceCoachingShare](#)

Sharing is available for the object.

## VoiceLocalPresenceNumber

Represents a phone number with the same area code as the person who's being called.

## Supported Calls

`query()`, `retrieve()`

## Fields

Field Name	Details
CountryCode	<b>Type</b> string <b>Properties</b> Filter, Group, idLookup, Sort <b>Description</b> The country code of the phone number.
LastUsedDate	<b>Type</b> dateTime <b>Properties</b> Filter, Nillable, Sort <b>Description</b> The date the phone number was last used.
PhoneNumber	<b>Type</b> phone <b>Properties</b> Filter, Group, Sort <b>Description</b> The local presence phone number.
Prefix	<b>Type</b> reference <b>Properties</b> Filter, Group, Sort <b>Description</b> The area code of the phone number.

## VoiceMailContent

---

Represents a voicemail message left by a caller to the context user.

### Supported Calls

`create()`, `delete()`, `describeSObjects()`, `getDeleted()`, `getUpdated()`, `query()`, `retrieve()`, `update()`, `upsert()`

## Fields

Field Name	Details
DurationInSeconds	<p><b>Type</b> int</p> <p><b>Properties</b> Create, Filter, Group, Sort, Update</p> <p><b>Description</b> The duration of the voicemail message in seconds.</p>
FirstHeardDateTime	<p><b>Type</b> dateTime</p> <p><b>Properties</b> Create, Filter, Nillable, Sort, Update</p> <p><b>Description</b> The time and date when the user first listened to the voicemail message.</p>
MediaContentId	<p><b>Type</b> reference</p> <p><b>Properties</b> Create, Filter, Group, Nillable, Sort, Update</p> <p><b>Description</b> The ID of the related media content, a ContentDocument. The record counts toward your org's file storage quota.</p>
Name	<p><b>Type</b> string</p> <p><b>Properties</b> Autonumber, Defaulted on create, Filter, idLookup, Sort</p> <p><b>Description</b> The name of the voicemail message.</p>
OwnerId	<p><b>Type</b> reference</p> <p><b>Properties</b> Create, Defaulted on create, Filter, Group, Sort, Update</p> <p><b>Description</b> The ID of the owner of the voicemail message.</p>
VoiceCallId	<p><b>Type</b> reference</p> <p><b>Properties</b> Create, Filter, Group, Nillable, Sort, Update</p>



Field Name	Details
	<p><b>Description</b></p> <p>The ID of the related Dialer call.</p>

## Associated Objects

This object has the following associated objects. Unless noted, they are available in the same API version as this object.

### VoiceMailContentOwnerSharingRule

Sharing rules are available for the object.

### VoiceMailContentShare

Sharing is available for the object.

## VoiceMailGreeting

Represents a custom greeting message that plays upon reaching a user's voicemail. This object is available in API version 41.0 and later.

## Supported Calls

`create()`, `delete()`, `describeSObjects()`, `getDeleted()`, `getUpdated()`, `query()`, `retrieve()`, `undelete()`, `update()`, `upsert()`

## Fields

Field Name	Details
<code>DurationInSeconds</code>	<p><b>Type</b></p> <p>int</p> <p><b>Properties</b></p> <p>Create, Filter, Group, Sort, Update</p> <p><b>Description</b></p> <p>The duration of the voicemail greeting message in seconds.</p>
<code>IsDefault</code>	<p><b>Type</b></p> <p>boolean</p> <p><b>Properties</b></p> <p>Create, Defaulted on create, Filter, Group, Sort, Update</p> <p><b>Description</b></p> <p>Whether the greeting is the user's default greeting (<code>true</code>) or not (<code>false</code>).</p>
<code>MediaContentId</code>	<p><b>Type</b></p> <p>reference</p>

Field Name	Details
	<p><b>Properties</b> Create, Filter, Group, Sort, Update</p> <p><b>Description</b> ID of the related content document.</p>
Name	<p><b>Type</b> string</p> <p><b>Properties</b> Create, Filter, Group, idLookup, Sort, Update</p> <p><b>Description</b> The name of the voicemail greeting message.</p>
OwnerId	<p><b>Type</b> reference</p> <p><b>Properties</b> Create, Defaulted on create, Filter, Group, Sort, Update</p> <p><b>Description</b> ID of the voicemail greeting message owner.</p>

## Associated Objects

This object has the following associated objects. Unless noted, they are available in the same API version as this object.

### [VoiceMailGreetingOwnerSharingRule](#)

Sharing rules are available for the object.

### [VoiceMailGreetingShare](#)

Sharing is available for the object.

## VoiceMailMessage

Represents a prerecorded voicemail message.

## Supported Calls

`create()`, `delete()`, `describeSObjects()`, `getDeleted()`, `getUpdated()`, `query()`, `retrieve()`, `undelete()`, `update()`, `upsert()`

## Fields

Field Name	Details
DurationInSeconds	<p><b>Type</b> int</p> <p><b>Properties</b> Create, Filter, Group, Sort, Update</p> <p><b>Description</b> The duration of a prerecorded voicemail message in seconds.</p>
IsDefault	<p><b>Type</b> boolean</p> <p><b>Properties</b> Create, Defaulted on create, Filter, Group, Sort, Update</p> <p><b>Description</b> Specifies whether the message is the context user's default voicemail drop message.</p>
MediaContentId	<p><b>Type</b> reference</p> <p><b>Properties</b> Create, Filter, Group, Sort, Update</p> <p><b>Description</b> The ID of the file.</p>
Name	<p><b>Type</b> string</p> <p><b>Properties</b> Create, Filter, Group, idLookup, Sort, Update</p> <p><b>Description</b> The name of the prerecorded voicemail message.</p>
OwnerId	<p><b>Type</b> reference</p> <p><b>Properties</b> Create, Defaulted on create, Filter, Group, Sort, Update</p> <p><b>Description</b> The owner of the prerecorded voicemail message.</p>

## Associated Objects

This object has the following associated objects. Unless noted, they are available in the same API version as this object.

**VoiceMailMessageOwnerSharingRule**

Sharing rules are available for the object.

**VoiceMailMessageShare**

Sharing is available for the object.

## VoiceUserLine

---

Represents a user's forwarding phone number.

### Supported Calls

`create()`, `delete()`, `describeObjects()`, `getDeleted()`, `getUpdated()`, `query()`, `retrieve()`, `undelete()`, `update()`, `upsert()`

### Fields

Field Name	Details
<code>IsCustomCallerId</code>	<p><b>Type</b> boolean</p> <p><b>Properties</b> Create, Defaulted on create, Filter, Group, Sort, Update</p> <p><b>Description</b> Indicates whether the number is a custom caller ID (<code>true</code>) or not (<code>false</code>).</p>
<code>IsVerified</code>	<p><b>Type</b> boolean</p> <p><b>Properties</b> Create, Defaulted on create, Filter, Group, Sort, Update</p> <p><b>Description</b> Reserved for future use.</p>
<code>Name</code>	<p><b>Type</b> string</p> <p><b>Properties</b> Create, Filter, Group, idLookup, Sort</p> <p><b>Description</b> The name of the phone number.</p>
<code>OwnerId</code>	<p><b>Type</b> reference</p>

Field Name	Details
	<p><b>Properties</b> Create, Defaulted on create, Filter, Group, Sort, Update</p> <p><b>Description</b> The ID of the user who owns the phone number.</p>
PhoneNumber	<p><b>Type</b> phone</p> <p><b>Properties</b> Create, Filter, Group, Sort, Update</p> <p><b>Description</b> The user's phone number.</p>
UserId	<p><b>Type</b> reference</p> <p><b>Properties</b> Create, Filter, Group, Nillable, Sort, Update</p> <p><b>Description</b> The ID of the user using the phone number.</p>
VendorVerifiedCallerIdKey	<p><b>Type</b> string</p> <p><b>Properties</b> Create, Filter, Group, idLookup, Nillable, Sort, Update</p> <p><b>Description</b> The ID for a custom phone number provided by the Lightning Dialer service provider.</p>
VoiceVendorInfoId	<p><b>Type</b> reference</p> <p><b>Properties</b> Create, Filter, Group, Nillable, Sort, Update</p> <p><b>Description</b> The ID of the related Lightning Dialer service provider.</p>

## Associated Objects

This object has the following associated objects. Unless noted, they are available in the same API version as this object.

### [VoiceUserLineOwnerSharingRule](#)

Sharing rules are available for the object.

**VoiceUserLineShare**

Sharing is available for the object.

## VoiceUserPreferences

---

Represents the number the user displays when making outbound calls. This object is available in API version 41.0 and later.

### Supported Calls

`create()`, `delete()`, `describeSObjects()`, `getDeleted()`, `getUpdated()`, `query()`, `retrieve()`, `undelete()`, `update()`, `upsert()`

### Fields

Field Name	Details
CallerIdType	<p><b>Type</b> picklist</p> <p><b>Properties</b> Create, Filter, Group, Nillable, Restricted picklist, Sort, Update</p> <p><b>Description</b> The number displayed for outbound calls. The possible values are:</p> <ul style="list-style-type: none"> <li>• VendorLine</li> <li>• CompanyNumber</li> <li>• LocalPresence</li> <li>• CustomCallerId</li> </ul>
DeskPhoneNumber	<p><b>Type</b> phone</p> <p><b>Properties</b> Create, Filter, Group, Nillable, Sort, Update</p> <p><b>Description</b> A separate phone number users can utilize as part of a call bridge.</p>
OwnerId	<p><b>Type</b> reference</p> <p><b>Properties</b> Create, Defaulted on create, Filter, Group, Sort, Update</p> <p><b>Description</b> ID of the phone number owner.</p>

## Associated Objects

This object has the following associated objects. Unless noted, they are available in the same API version as this object.

### VoiceUserPreferencesOwnerSharingRule

Sharing rules are available for the object.

### VoiceUserPreferencesShare

Sharing is available for the object.

## VoiceVendorInfo

---

Represents information about the Lightning Dialer provider's vendor.

## Supported Calls

`describeSObjects()`, `query()`, `retrieve()`

## Fields

Field Name	Details
CorporateNumber	<p><b>Type</b> phone</p> <p><b>Properties</b> Filter, Group, Nillable, Sort</p> <p><b>Description</b> The standard number that users can choose to display when making outgoing calls.</p>
IsActive	<p><b>Type</b> boolean</p> <p><b>Properties</b> Defaulted on create, Filter, Group, Sort</p> <p><b>Description</b> Specifies whether the vendor is active or not.</p>
LocalPresenceDefaultNumber	<p><b>Type</b> phone</p> <p><b>Properties</b> Filter, Group, Nillable, Sort</p> <p><b>Description</b> The default routing number that's available for incoming local presence calls.</p>

Field Name	Details
VendorAccountKey	<p><b>Type</b> string</p> <p><b>Properties</b> Filter, Group, idLookup, Sort</p> <p><b>Description</b> The account key of the vendor.</p>
VendorProviderName	<p><b>Type</b> string</p> <p><b>Properties</b> Filter, Group, Sort</p> <p><b>Description</b> The name of the vendor.</p>
VendorType	<p><b>Type</b> picklist</p> <p><b>Properties</b> Filter, Group, Restricted picklist, Sort</p> <p><b>Description</b> The type of vendor.</p>

## VoiceVendorLine

---

Represents a user's phone number reserved with the vendor.

### Supported Calls

`describeSObjects()`, `getDeleted()`, `getUpdated()`, `query()`, `retrieve()`

### Fields

Field Name	Details
CallUsageInSecondsLastMonth	<p><b>Type</b> int</p> <p><b>Properties</b> Filter, Group, Nillable, Sort</p> <p><b>Description</b> An org's total call usage last month in seconds.</p>



Field Name	Details
OwnerId	<p><b>Type</b> reference</p> <p><b>Properties</b> Filter, Group, Sort</p> <p><b>Description</b> The ID of the user who owns the phone number.</p>
PhoneNumber	<p><b>Type</b> phone</p> <p><b>Properties</b> Filter, Group, idLookup, Sort, Update</p> <p><b>Description</b> The unique vendor phone number.</p>
ShouldRecord	<p><b>Type</b> boolean</p> <p><b>Properties</b> Defaulted on create, Filter, Group, Sort</p> <p><b>Description</b> Reserved for future use.</p>
Status	<p><b>Type</b> boolean</p> <p><b>Properties</b> Filter, Group, Nillable, Restricted picklist, Sort</p> <p><b>Description</b> Specifies whether the number is currently active or released.</p>
UserId	<p><b>Type</b> reference</p> <p><b>Properties</b> Filter, Group, Nillable, Sort</p> <p><b>Description</b> The ID of the user using the phone number.</p>
VoiceVendorInfoId	<p><b>Type</b> reference</p> <p><b>Properties</b> Filter, Group, Sort</p> <p><b>Description</b> The ID of the Dialer vendor.</p>

## Associated Objects

This object has the following associated objects. Unless noted, they are available in the same API version as this object.

### VoiceVendorLineOwnerSharingRule

Sharing rules are available for the object.

### VoiceVendorLineShare

Sharing is available for the object.

## Vote

---

Represents a vote that a user has made on an Idea or a Reply.



**Note:** In API version 16.0 and earlier, SOQL queries on the Vote object only return votes for the Idea object. Starting in API version 17.0, SOQL queries return votes for both Idea and Reply.


## Supported Calls

`create()`, `delete()`, `describeSObjects()`, `getDeleted()`, `getUpdated()`, `query()`, `retrieve()`, `update()`, `upsert()`

## Fields

Field	Details
IsDeleted	<p><b>Type</b> boolean</p> <p><b>Properties</b> Defaulted on create, Filter</p> <p><b>Description</b> Indicates whether the object has been moved to the Recycle Bin (true) or not (false). Label is <b>Deleted</b>.</p>
LastModifiedById	<p><b>Type</b> reference</p> <p><b>Properties</b> Defaulted on create, Filter, Group, Sort</p> <p><b>Description</b> ID of the user most recently associated with this vote.</p>
LastModifiedDate	<p><b>Type</b> dateTime</p> <p><b>Properties</b> Defaulted on create, Filter, Sort</p>

Field	Details
	<p><b>Description</b> The datetime when this vote was last modified.</p>
ParentId	<p><b>Type</b> reference</p> <p><b>Properties</b> Group, Sort, Create, Filter</p> <p><b>Description</b> ID of the Idea or Reply associated with this vote.</p>
Type	<p><b>Type</b> picklist</p> <p><b>Properties</b> Group, Sort, Create, Filter, Restricted picklist, Update</p> <p><b>Description</b> Picklist that indicates the type of vote. The value <code>Up</code> indicates that the vote is a user's positive endorsement of the associated idea or reply. The value <code>Down</code> indicates that the vote is a user's negative endorsement of the associated idea or reply.</p>

 **Note:** If you are importing Vote data into Salesforce and need to set the value for an audit field, such as `CreatedDate`, contact Salesforce. Audit fields are automatically updated during API operations unless you request to set these fields yourself.

## Usage

In version 12.0 and later, use this object to track the votes that users made on ideas. For more information on ideas, see “Understand and Work with Ideas” in the Salesforce online help.

In version 17.0 and later, you must filter using the following syntax when querying this object in a SOQL query: `ParentId = single ID`, `Parent.Type = single type`, `Id = single ID`, or `Id IN (list of IDs)`. See [Comparison Operators in the Salesforce SOQL and SOSL Reference Guide](#) for a sample query.

A SOQL query must filter using one of the following Parent or Id clauses.

- `ParentId = [single ID]`
- `Parent.Type = [single type]`
- `Id = [single ID]`
- `Id IN = [list of IDs]`

SEE ALSO:

[Idea](#)

[IdeaComment](#)

## WaveAutoInstallRequest

---

Provides access the concrete object that represents an Analytics auto install request. The auto install request tracks the progress of Analytics applications created from Analytics templates by the automated process user. This object is available in API version 38.0 and later.

### Supported Calls

`create()`, `delete()`, `describeSObjects()`, `getDeleted()`, `getUpdated()`, `query()`, `retrieve()`, `undelete()`, `update()`, `upsert()`

### Special Access Rules

Einstein Analytics must be enabled in your org. A user must have the Auto Install permission enabled.

### Fields

Field	Details
Configuration	<p><b>Type</b> textarea</p> <p><b>Properties</b> Create, Nillable</p> <p><b>Description</b> Analytics application configuration for the auto install request.</p>
FailedReason	<p><b>Type</b> picklist</p> <p><b>Properties</b> Filter, Group, Nillable, Restricted picklist, Sort</p> <p><b>Description</b> If the Analytics application fails to complete successfully, this value is the reason why the failure occurred. Values can be <code>OrganizationIncompatible</code>, <code>RetriesExhausted</code>, <code>RequestCancelled</code>, <code>AppCreateFailure</code>, <code>AppUpdateFailure</code>, <code>AppConstructionFailure</code>, <code>WaveDisabled</code>, <code>CancelFailed</code>, <code>DeleteFailed</code>, <code>DependencyFailure</code>, <code>DependencyCancelled</code>, <code>FailedToEnqueue</code>, and <code>FailedOther</code></p>
FolderId	<p><b>Type</b> reference</p> <p><b>Properties</b> Create, Filter, Group, Nillable, Sort</p> <p><b>Description</b> The ID of the Analytics application created by the auto install request.</p>

Field	Details
IsLocked	<p><b>Type</b> boolean</p> <p><b>Properties</b> Defaulted on create, Filter, Group, Sort</p> <p><b>Description</b> Indicates if the auto install request is locked or not.</p>
MayEdit	<p><b>Type</b> boolean</p> <p><b>Properties</b> Defaulted on create, Filter, Group, Sort</p> <p><b>Description</b> Indicates if the auto install request can be edited or not</p>
Name	<p><b>Type</b> string</p> <p><b>Properties</b> Create, Filter, Group, idLookup, Sort, Update</p> <p><b>Description</b> The name of the auto install request, provided at creation by the user.</p>
RequestLog	<p><b>Type</b> textarea</p> <p><b>Properties</b> Create, Nillable, Update</p> <p><b>Description</b> A log of the auto install progress and completion results.</p>
RequestStatus	<p><b>Type</b> picklist</p> <p><b>Properties</b> Create, Filter, Group, Restricted picklist, Sort, Update</p> <p><b>Description</b> The status of the auto install request. Values can be <i>New</i>, <i>Enqueued</i>, <i>Cancelled</i>, <i>In Progress</i>, <i>AppInProgress</i>, <i>Failed</i>, and <i>Success</i>.</p>
RequestType	<p><b>Type</b> picklist</p> <p><b>Properties</b> Create, Filter, Group, Restricted picklist, Sort</p>

Field	Details
	<p><b>Description</b></p> <p>The type of auto install request. Values can be <code>WaveEnable</code>, <code>OrgCompatibilityCheck</code>, <code>WaveAppCreate</code>, <code>WaveAppUpdate</code>, <code>WaveAppDelete</code>, and <code>StartDataflow</code>.</p>
<code>TemplateApiName</code>	<p><b>Type</b></p> <p>string</p> <p><b>Properties</b></p> <p>Create, Filter, Group, Nillable, Sort</p> <p><b>Description</b></p> <p>The API name of the Analytics template to create the Analytics app from.</p>
<code>TemplateVersion</code>	<p><b>Type</b></p> <p>string</p> <p><b>Properties</b></p> <p>Create, Filter, Group, Nillable, Sort</p> <p><b>Description</b></p> <p>The version of the Analytics template to create the Analytics app from.</p>

## Usage

Use this object to query and create auto install requests for Analytics applications in your org. This object is useful to troubleshoot issues with templated applications that are created by the automated process user.

## WebCart

Represents an online shopping cart in a store built with B2B Commerce on Lightning, with total amounts for products, shipping and handling, and taxes. This object is available in API version 49.0 and later.

## Supported Calls

`create()`, `delete()`, `describeLayout()`, `describeSObjects()`, `getDeleted()`, `getUpdated()`, `query()`, `retrieve()`, `search()`, `undelete()`, `update()`, `upsert()`

## Special Access Rules

The WebCart object is available only if the B2B Commerce on Lightning Experience license is enabled.

## Fields

Field	Details
AccountId	<p><b>Type</b> reference</p> <p><b>Properties</b> Create, Filter, Group, Sort, Update</p> <p><b>Description</b> ID of the account that owns this WebCart.</p>
BillingAddress	<p><b>Type</b> address</p> <p><b>Properties</b> Filter, Nillable</p> <p><b>Description</b> The address to which to bill this webCart.</p>
BillingCity	<p><b>Type</b> string</p> <p><b>Properties</b> Create, Filter, Group, Nillable, Sort, Update</p> <p><b>Description</b> The city of the billing address.</p>
BillingCountry	<p><b>Type</b> string</p> <p><b>Properties</b> Create, Filter, Group, Nillable, Sort, Update</p> <p><b>Description</b> The country of the billing address.</p>
BillingGeocodeAccuracy	<p><b>Type</b> picklist</p> <p><b>Properties</b> Create, Filter, Group, Nillable, Restricted picklist, Sort, Update</p> <p><b>Description</b> The accuracy rating of the geocode for the billing address. Possible values are:</p> <ul style="list-style-type: none"> <li>• Address</li> <li>• Block</li> <li>• City</li> <li>• County</li> <li>• ExtendedZip</li> </ul>

Field	Details
	<ul style="list-style-type: none"> <li>NearAddress</li> <li>Neighborhood</li> <li>State</li> <li>Street</li> <li>Unknown</li> <li>Zip</li> </ul>
BillingLatitude	<p><b>Type</b> double</p> <p><b>Properties</b> Create, Filter, Nillable, Sort, Update</p> <p><b>Description</b> The latitude of the geocode for the billing address.</p>
BillingLongitude	<p><b>Type</b> double</p> <p><b>Properties</b> Create, Filter, Nillable, Sort, Update</p> <p><b>Description</b> The longitude of the geocode for the billing address.</p>
BillingPostalCode	<p><b>Type</b> string</p> <p><b>Properties</b> Create, Filter, Group, Nillable, Sort, Update</p> <p><b>Description</b> The postal code for the billing address.</p>
BillingState	<p><b>Type</b> string</p> <p><b>Properties</b> Create, Filter, Group, Nillable, Sort, Update</p> <p><b>Description</b> The state of the billing address.</p>
BillingStreet	<p><b>Type</b> textarea</p> <p><b>Properties</b> Create, Filter, Group, Nillable, Sort, Update</p> <p><b>Description</b> The street of the billing address. Enter up to 255 characters.</p>



Field	Details
CurrencyIsoCode	<p><b>Type</b> picklist</p> <p><b>Properties</b> Create, Defaulted on create, Filter, Group, Nillable, Restricted picklist, Sort, Update</p> <p><b>Description</b> The ISO code for the currency that's specified on the buyer's account. Default value is USD. Possible values are:</p> <ul style="list-style-type: none"> <li>• EUR—Euro</li> <li>• USD—U.S. Dollar</li> </ul>
GrandTotalAmount	<p><b>Type</b> currency</p> <p><b>Properties</b> Filter, Nillable, Sort</p> <p><b>Description</b> Sum of all cart items' TotalAmount, or WebCart TotalAmount plus WebCart TotalTaxAmount.</p>
IsRepricingNeeded	<p><b>Type</b> boolean</p> <p><b>Properties</b> Create, Defaulted on create, Filter, Group, Sort, Update</p> <p><b>Description</b> Whether the cart has changed since the last repricing. The default value is false.</p>
LastReferencedDate	<p><b>Type</b> dateTime</p> <p><b>Properties</b> Filter, Nillable, Sort,</p> <p><b>Description</b> The timestamp for when the current user last viewed a record related to this record.</p>
LastRepricingDate	<p><b>Type</b> datetime</p> <p><b>Properties</b> Create, Filter, Nillable, Sort, Update</p> <p><b>Description</b> Date when the last repricing was done.</p>
Name	<p><b>Type</b> string</p>

Field	Details
	<p><b>Properties</b> Create, Filter, Group, idLookup, Sort, Update</p> <p><b>Description</b> The name of this webCart record. Name can be up to 255 characters.</p>
OwnerId	<p><b>Type</b> reference</p> <p><b>Properties</b> Create, Defaulted on create, Filter, Group, Sort, Update</p> <p><b>Description</b> The ID of the owner of this webCart.</p>
PaymentGroupId	<p><b>Type</b> reference</p> <p><b>Properties</b> Create, Filter, Group, Nillable, Sort, Update</p> <p><b>Description</b> The ID of the webCart payment group.</p>
PaymentMethodId	<p><b>Type</b> reference</p> <p><b>Properties</b> Create, Filter, Group, Nillable, Sort, Update</p> <p><b>Description</b> The method of payment for this webCart.</p>
PoNumber	<p><b>Type</b> string</p> <p><b>Properties</b> Create, Filter, Group, Nillable, Sort, Update</p> <p><b>Description</b> The purchase order number. Enter up to 80 characters.</p>
Status	<p><b>Type</b> picklist</p> <p><b>Properties</b> Create, Defaulted on create, Filter, Group, Nillable, Restricted picklist, Sort, Update</p> <p><b>Description</b> The status of this webCart. Possible values are:</p> <ul style="list-style-type: none"> <li>• Active</li> <li>• Checkout</li> </ul>

Field	Details
	<ul style="list-style-type: none"> <li>• Closed</li> <li>• Processing</li> <li>• </li> </ul>
TotalAmount	<p><b>Type</b> currency</p> <p><b>Properties</b> Filter, Nillable, Sort</p> <p><b>Description</b> The sum of all cart items' TotalPrice, or TotalProductAmount plus TotalChargeAmount.</p>
TotalChargeAmount	<p><b>Type</b> currency</p> <p><b>Properties</b> Defaulted on create, Filter, Nillable, Sort</p> <p><b>Description</b> The sum of all cart items' TotalPrice for cart items of the type Charge.</p>
TotalChargeTaxAmount	<p><b>Type</b> currency</p> <p><b>Properties</b> Defaulted on create, Filter, Nillable, Sort</p> <p><b>Description</b> The sum of all the cart items' TotalTaxAmount for cart items of the type Charge.</p>
TotalListAmount	<p><b>Type</b> currency</p> <p><b>Properties</b> Defaulted on create, Filter, Nillable, Sort</p> <p><b>Description</b> Sum of all the cart items' TotalListPrice.</p>
TotalProductAmount	<p><b>Type</b> currency</p> <p><b>Properties</b> Defaulted on create, Filter, Nillable, Sort</p> <p><b>Description</b> The sum of all the cart items' TotalPrice for cart items of the type Product.</p>
TotalProductCount	<p><b>Type</b> double</p>

Field	Details
	<p><b>Properties</b> Defaulted on create, Filter, Nillable, Sort</p> <p><b>Description</b> A count of all the products in the <code>WebCart</code>.</p>
<code>TotalProductTaxAmount</code>	<p><b>Type</b> currency</p> <p><b>Properties</b> Defaulted on create, Filter, Nillable, Sort</p> <p><b>Description</b> The sum of all the cart items' <code>TotalTaxAmount</code> for the <code>CartItem</code> type <code>Product</code>.</p>
<code>TotalTaxAmount</code>	<p><b>Type</b> currency</p> <p><b>Properties</b> Filter, Nillable, Sort</p> <p><b>Description</b> The sum of all cart items' <code>TotalTaxAmount</code>, or <code>TotalProductTaxAmount</code> plus <code>TotalDeliveryTaxAmount</code>.</p>
<code>Type</code>	<p><b>Type</b> picklist</p> <p><b>Properties</b> Create, Defaulted on create, Filter, Group, Nillable, Restricted picklist, Sort, Update</p> <p><b>Description</b> The <code>WebCart</code> type. Default value is <code>Cart</code>. Possible values are:</p> <ul style="list-style-type: none"> <li>• <code>Cart</code></li> </ul>
<code>UniqueProductCount</code>	<p><b>Type</b> int</p> <p><b>Properties</b> Defaulted on create, Filter, Group, Nillable, Sort</p> <p><b>Description</b> The count of unique product SKUs in the <code>WebCart</code>.</p>
<code>WebStoreId</code>	<p><b>Type</b> reference</p> <p><b>Properties</b> Create, Filter, Group, Sort, Update</p> <p><b>Description</b> The store ID related to this <code>WebCart</code>.</p>

## Associated Objects

This object has the following associated objects. Unless noted, they are available in the same API version as this object.

### [WebCartHistory](#) on page 2745

History is available for tracked fields of the object.

### [WebCartOwnerSharingRule](#) on page 2882

Sharing rules are available for the object.

### [WebCartShare](#) on page 2887

Sharing is available for the object.

## WebCartHistory

---

WebCartHistory represents the history of changes to the values in the fields of the `WebCart` object.

For specific version information, see the documentation for `WebCart`.

## Supported Calls

`describeSObjects()`, `query`, `replicate`, `retrieve()`

## Special Access Rules

For specific special access rules, if any, see the documentation for `WebCart`.

## Fields

Field Name	Details
<code>DataType</code>	<p><b>Type</b> picklist</p> <p><b>Properties</b> Filter, Group, Nillable, Restricted picklist, Sort</p> <p><b>Description</b> Data type of the field that was changed.</p>
<code>Field</code>	<p><b>Type</b> picklist</p> <p><b>Properties</b> Filter, Group, Restricted picklist, Sort</p> <p><b>Description</b> Name of the field that was changed.</p>
<code>NewValue</code>	<p><b>Type</b> anyType</p>

Field Name	Details
	<p><b>Properties</b> Nillable, Sort</p> <p><b>Description</b> New value of the field that was changed.</p>
OldValue	<p><b>Type</b> anyType</p> <p><b>Properties</b> Nillable, Sort</p> <p><b>Description</b> Old value of the field that was changed.</p>
WebCartId	<p><b>Type</b> reference</p> <p><b>Properties</b> Filter, Group, Sort</p> <p><b>Description</b> The unique ID of the webCart.</p>

## WebLink

---

Represents a custom link to a URL or Scontrol.

### Supported Calls

`create()`, `delete()`, `describeObjects()`, `getDeleted()`, `getUpdated()`, `query()`, `retrieve()`, `search()`, `update()`, `upsert()`

### Special Access Rules

- To create a custom link, the client application must be logged in with the “Customize Application” permission.
- Customer Portal users can’t access this object.

### Fields

Field Name	Details
Availability	<p><b>Type</b> picklist</p>

Field Name	Details
	<p><b>Properties</b> Create, Filter, Group, Restricted picklist, Sort, Update</p> <p><b>Description</b></p>
Description	<p><b>Type</b> textarea</p> <p><b>Properties</b> Create, Filter, Nillable, Sort, Update</p> <p><b>Description</b> Description of the custom link. Limit is 1,000 characters.</p>
DisplayType	<p><b>Type</b> picklist</p> <p><b>Properties</b> Create, Defaulted on create, Filter, Group, Restricted picklist, Sort, Update</p> <p><b>Description</b> Type of display: button, link, or mass-action button.</p>
EncodingKey	<p><b>Type</b> picklist</p> <p><b>Properties</b> Create, Filter, Group, Restricted picklist, Sort, Update</p> <p><b>Description</b> Required. Encoding of parameters on the URL link.</p>
HasMenubar	<p><b>Type</b> boolean</p> <p><b>Properties</b> Create, Defaulted on create, Filter, Group, Sort, Update</p> <p><b>Description</b> Indicates whether the popup window shows a menu bar (<code>true</code>) or not (<code>false</code>).</p>
HasScrollbars	<p><b>Type</b> boolean</p> <p><b>Properties</b> Create, Defaulted on create, Filter, Group, Sort, Update</p> <p><b>Description</b> Indicates whether the popup window shows scroll bars (<code>true</code>) or not (<code>false</code>).</p>
HasToolbar	<p><b>Type</b> boolean</p>

Field Name	Details
	<p><b>Properties</b> Create, Defaulted on create, Filter, Group, Sort, Update</p> <p><b>Description</b> Indicates whether the popup window shows browser toolbars (<code>true</code>) or not (<code>false</code>). Toolbars normally contain navigation buttons like Back, Forward, and Print.</p>
Height	<p><b>Type</b> int</p> <p><b>Properties</b> Create, Filter, Group, Nillable, Sort, Update</p> <p><b>Description</b> Height of the popup in pixels.</p>
IsProtected	<p><b>Type</b> boolean</p> <p><b>Properties</b> Create, Defaulted on create, Filter, Group, Sort, Update</p> <p><b>Description</b> Indicates whether the object is protected (<code>true</code>) or not (<code>false</code>). Protected components that have been installed in other organizations can't be linked to or referenced by components created in the subscriber organization. A developer can easily delete a protected component contained in a managed package in a future release of the package without worrying about failing installations. However, once a component is marked as unprotected and is released globally, the developer can't delete it.</p>
IsResizable	<p><b>Type</b> boolean</p> <p><b>Properties</b> Create, Defaulted on create, Filter, Group, Sort, Update</p> <p><b>Description</b> Indicates whether users are allowed to resize the popup window (<code>true</code>) or not (<code>false</code>).</p>
LinkType	<p><b>Type</b> picklist</p> <p><b>Properties</b> Create, Filter, Group, Restricted picklist, Sort, Update</p> <p><b>Description</b> Required. Type of link (S-control or URL).</p>



Field Name	Details
MasterLabel	<p><b>Type</b> string</p> <p><b>Properties</b> Create, Filter, Group, Nillable, Sort, Update</p> <p><b>Description</b> Master label for the link. Limit is 240 characters. This display value is the internal label that is not translated.</p>
Name	<p><b>Type</b> string</p> <p><b>Properties</b> Create, Filter, Group, idLookup, Sort, Update</p> <p><b>Description</b> Required. Name to display on page.</p>
NamespacePrefix	<p><b>Type</b> string</p> <p><b>Properties</b> Filter, Group, Nillable, Sort</p> <p><b>Description</b> The namespace prefix that is associated with this object. Each Developer Edition org that creates a managed package has a unique namespace prefix. Limit: 15 characters. You can refer to a component in a managed package by using the <b><i>namespacePrefix__componentName</i></b> notation.</p> <p>The namespace prefix can have one of the following values.</p> <ul style="list-style-type: none"> <li>• In Developer Edition orgs, <code>NamespacePrefix</code> is set to the namespace prefix of the org for all objects that support it, unless an object is in an installed managed package. In that case, the object has the namespace prefix of the installed managed package. This field's value is the namespace prefix of the Developer Edition org of the package developer.</li> <li>• In orgs that are not Developer Edition orgs, <code>NamespacePrefix</code> is set only for objects that are part of an installed managed package. All other objects have no namespace prefix.</li> </ul> <p>This field can't be accessed unless the logged-in user has the Customize Application permission.</p>
OpenType	<p><b>Type</b> picklist</p> <p><b>Properties</b> Create, Filter, Group, Restricted picklist, Sort, Update</p>

Field Name	Details
	<p><b>Description</b> Required. How the custom link opens when clicked in a browser—NewWindow, Sidebar, or NoSidebar.</p>
PageOrObjectType	<p><b>Type</b> picklist</p> <p><b>Properties</b> Create, Filter, Group, Restricted picklist, Sort</p> <p><b>Description</b> Required. For standard objects, the name of the page on which to display the custom link. For custom objects, the name of the object.</p>
Position	<p><b>Type</b> picklist</p> <p><b>Properties</b> Create, Filter, Group, Nillable, Restricted picklist, Sort, Update</p> <p><b>Description</b> Location on the screen where the popup should open—TopLeft, FullScreen, or None.</p>
RequireRowSelection	<p><b>Type</b> boolean</p> <p><b>Properties</b> Create, Defaulted on create, Filter, Group, Sort, Update</p> <p><b>Description</b> Indicates whether the custom link requires a row selection (<code>true</code>) or not (<code>false</code>).</p>
ScontrolId	<p><b>Type</b> reference</p> <p><b>Properties</b> Create, Filter, Group, Nillable, Sort, Update</p> <p><b>Description</b> ID of the custom s-control object (Scontrol) to link to. Can include fields as tokens within the custom s-control object. Label is <b>Custom S-Control ID</b>.</p>
ShowsLocation	<p><b>Type</b> boolean</p> <p><b>Properties</b> Create, Defaulted on create, Filter, Group, Sort, Update</p>

Field Name	Details
	<p><b>Description</b></p> <p>Indicates whether the popup window shows the browser's address bar containing the URL (<code>true</code>) or not (<code>false</code>).</p>
ShowsStatus	<p><b>Type</b></p> <p>boolean</p> <p><b>Properties</b></p> <p>Create, Defaulted on create, Filter, Group, Sort, Update</p> <p><b>Description</b></p> <p>Show the status bar at the bottom of the browser.</p>
Url	<p><b>Type</b></p> <p>textarea</p> <p><b>Properties</b></p> <p>Create, Nillable, Update</p> <p><b>Description</b></p> <p>Required. URL of the page to link to. Can include fields as tokens within the URL. Limit: 1,024 KB.</p>
Width	<p><b>Type</b></p> <p>int</p> <p><b>Properties</b></p> <p>Create, Filter, Group, Nillable, Sort, Update</p> <p><b>Description</b></p> <p>Width of the popup in pixels.</p>

## Usage

Use this object to programmatically manage custom links, which allow client applications to integrate data with external URLs, an organization's intranet, or other back-end office systems. A custom link can point to:

- An external URL, such as `www.google.com` or your company's intranet.
- A custom s-control, such as a Java applet or Active-X control.

Custom links can include fields as tokens within the URL or custom s-control.

SEE ALSO:

[Scontrol](#)

## WebLinkLocalization

---

Represents the translated value of the field label for a custom link to a URL or s-control when the Translation Workbench is enabled for your organization.

### Supported Calls

`create()`, `delete()`, `describeSObjects()`, `getDeleted()`, `getUpdated()`, `query()`, `retrieve()`, `update()`, `upsert()`

### Special Access Rules

- Your organization must be using Professional, Enterprise, Developer, Unlimited, or Performance Edition and be enabled for the Translation Workbench.
- To view this object, you must have the “View Setup and Configuration” permission.

### Fields

Field	Details
LanguageLocaleKey	<p><b>Type</b> picklist</p> <p><b>Properties</b> Create, Filter, Nillable, Restricted picklist</p> <p><b>Description</b> This field is available in API version 16.0 and earlier. It is the same as the <code>Language</code> field.</p>
Language	<p><b>Type</b> picklist</p> <p><b>Properties</b> Filter, Group, Nillable, Restricted picklist, Sort</p> <p><b>Description</b> This field is available in API version 17.0 and later. The combined language and locale ISO code, which controls the language for labels displayed in an application. This picklist contains the following fully-supported languages:</p> <ul style="list-style-type: none"> <li>• Chinese (Simplified): <code>zh_CN</code></li> <li>• Chinese (Traditional): <code>zh_TW</code></li> <li>• Danish: <code>da</code></li> <li>• Dutch: <code>n1_NL</code></li> <li>• English: <code>en_US</code></li> <li>• Finnish: <code>fi</code></li> </ul>

**Field****Details**

- French: `fr`
- German: `de`
- Italian: `it`
- Japanese: `ja`
- Korean: `ko`
- Norwegian: `no`
- Portuguese (Brazil): `pt_BR`
- Russian: `ru`
- Spanish: `es`
- Spanish (Mexico): `es_MX` Spanish (Mexico) defaults to Spanish for customer-defined translations.
- Swedish: `sv`
- Thai: `th` The Salesforce user interface is fully translated to Thai, but Help is in English.

The following end-user only languages are available.

- Arabic: `ar`
- Bulgarian: `bg`
- Croatian: `hr`
- Czech: `cs`
- English (UK): `en_GB`
- Greek: `el`
- Hebrew: `iw`
- Hungarian: `hu`
- Indonesian: `in`
- Polish: `pl`
- Portuguese (European): `pt_PT`
- Romanian: `ro`
- Slovak: `sk`
- Slovenian: `sl`
- Turkish: `tr`
- Ukrainian: `uk`
- Vietnamese: `vi`

The following platform languages are available for organizations that use Salesforce exclusively as a platform.

- Albanian: `sq`
- Afrikaans: `af`
- Arabic (Algeria): `ar_DZ`
- Arabic (Bahrain): `ar_BH`

**Field****Details**

- 
- Arabic (Egypt): ar\_EG
  - Arabic (Iraq): ar\_IQ
  - Arabic (Jordan): ar\_JO
  - Arabic (Kuwait): ar\_KW
  - Arabic (Lebanon): ar\_LB
  - Arabic (Libya): ar\_LY
  - Arabic (Morocco): ar\_MA
  - Arabic (Oman): ar\_OM
  - Arabic (Qatar): ar\_QA
  - Arabic (Saudi Arabia): ar\_SA
  - Arabic (Sudan): ar\_SD
  - Arabic (Syria): ar\_SY
  - Arabic (Tunisia): ar\_TN
  - Arabic (United Arab Emirates): ar\_AE
  - Arabic (Yemen): ar\_YE
  - Armenian: hy
  - Basque: eu
  - Bosnian: bs
  - Bengali: bn
  - Burmese: my
  - Catalan: ca
  - Chinese (Hong Kong): zh\_HK
  - Chinese (Singapore): zh\_SG
  - Dutch (Belgium): nl\_BE
  - English (Australia): en\_AU
  - English (Canada): en\_CA
  - English (Hong Kong): en\_HK
  - English (India): en\_IN
  - English (Ireland): en\_IE
  - English (Malaysia): en\_MY
  - English (New Zealand): en\_NZ
  - English (Philippines): en\_PH
  - English (Singapore): en\_SG
  - English (South Africa): en\_ZA
  - Estonian: et
  - Farsi: fa
  - French (Belgium): fr\_BE
  - French (Canada): fr\_CA
-

**Field****Details**

- 
- French (Luxembourg): fr\_LU
  - French (Switzerland): fr\_CH
  - Georgian: ka
  - German (Austria): de\_AT
  - German (Belgium): de\_BE
  - German (Luxembourg): de\_LU
  - German (Switzerland): de\_CH
  - Gujarati: gu
  - Hindi: hi
  - Icelandic: is
  - Irish: ga
  - Italian (Switzerland): it\_CH
  - Kannada: kn
  - Latvian: lv
  - Lithuanian: lt
  - Luxembourgish: lb
  - Macedonian: mk
  - Malay: ms
  - Malayalam: ml
  - Maltese: mt
  - Marathi: mr
  - Montenegrin: sh\_ME
  - Romanian (Moldova): ro\_MD
  - Romansh: rm
  - Serbian (Cyrillic): sr
  - Serbian (Latin): sh
  - Spanish (Argentina): es\_AR
  - Spanish (Bolivia): es\_BO
  - Spanish (Chile): es\_CL
  - Spanish (Colombia): es\_CO
  - Spanish (Costa Rica): es\_CR
  - Spanish (Dominican Republic): es\_DO
  - Spanish (Ecuador): es\_EC
  - Spanish (El Salvador): es\_SV
  - Spanish (Guatemala): es\_GT
  - Spanish (Honduras): es\_HN
  - Spanish (Nicaragua): es\_NI
  - Spanish (Panama): es\_PA
-

Field	Details
	<ul style="list-style-type: none"> <li>• Spanish (Paraguay): <code>es_PY</code></li> <li>• Spanish (Peru): <code>es_PE</code></li> <li>• Spanish (Puerto Rico): <code>es_PR</code></li> <li>• Spanish (United States): <code>es_US</code></li> <li>• Spanish (Uruguay): <code>es_UY</code></li> <li>• Spanish (Venezuela): <code>es_VE</code></li> <li>• Swahili: <code>sw</code></li> <li>• Tagalog: <code>t1</code></li> <li>• Tamil: <code>ta</code></li> <li>• Te reo: <code>mi</code></li> <li>• Telugu: <code>te</code></li> <li>• Urdu: <code>ur</code></li> <li>• Welsh: <code>cy</code></li> <li>• Xhosa: <code>xh</code></li> <li>• Zulu: <code>zu</code></li> </ul> <p>The values in this field are not related to the default locale selection.</p>
NamespacePrefix	<p><b>Type</b> string</p> <p><b>Properties</b> Filter, Group, Nillable, Sort</p> <p><b>Description</b> The namespace prefix that is associated with this object. Each Developer Edition org that creates a managed package has a unique namespace prefix. Limit: 15 characters. You can refer to a component in a managed package by using the <b><i>namespacePrefix__componentName</i></b> notation.</p> <p>The namespace prefix can have one of the following values.</p> <ul style="list-style-type: none"> <li>• In Developer Edition orgs, <code>NamespacePrefix</code> is set to the namespace prefix of the org for all objects that support it, unless an object is in an installed managed package. In that case, the object has the namespace prefix of the installed managed package. This field's value is the namespace prefix of the Developer Edition org of the package developer.</li> <li>• In orgs that are not Developer Edition orgs, <code>NamespacePrefix</code> is set only for objects that are part of an installed managed package. All other objects have no namespace prefix.</li> </ul>
Value	<p><b>Type</b> string</p> <p><b>Properties</b> Create, Filter, Nillable, Sort, Update</p>



Field	Details
	<p><b>Description</b></p> <p>The actual translated label of the custom link. Label is <b>Translation</b>.</p>
WebLinkId	<p><b>Type</b></p> <p>reference</p> <p><b>Properties</b></p> <p>Create, Filter, Group, Nillable, Sort</p> <p><b>Description</b></p> <p>The ID of the WebLink that is being translated.</p>

## Usage

Use this object to translate your custom links to URLs or s-controls into the different languages supported by Salesforce. Users with the Translation Workbench enabled can view custom link translations, but either the “Customize Application” or “Manage Translation” permission is required to create or update custom link translations.

SEE ALSO:

[CategoryNodeLocalization](#)

[ScontrolLocalization](#)

## WebStore

Represents a B2B Commerce store. This object is available in API version 49.0 and later.

## Supported Calls

`create()`, `delete()`, `describeLayout()`, `describeSObjects()`, `getDeleted()`, `getUpdated()`, `query()`, `retrieve()`, `undelete()`, `update()`, `upsert()`

## Special Access Rules

You must have the B2B Commerce license to create a store.

## Fields

Field	Details
CurrencyIsoCode	<p><b>Type</b></p> <p>picklist</p> <p><b>Properties</b></p> <p>Create, Defaulted on create, Filter, Group, Nillable, Restricted picklist, Sort, Update</p>

Field	Details
	<p><b>Description</b></p> <p>The default value is USD.</p>
DefaultLanguage	<p><b>Type</b></p> <p>picklist</p> <p><b>Properties</b></p> <p>Create, Defaulted on create, Filter, Group, Nillable, Restricted picklist, Sort, Update</p> <p><b>Description</b></p> <p>The primary supported language for your store.</p> <p>Possible values include:</p> <ul style="list-style-type: none"> <li>• da— Danish</li> <li>• de— German</li> <li>• en_US— English</li> <li>• es— Spanish</li> <li>• en_MX— Spanish (Mexico)</li> <li>• fi— Finnish</li> <li>• fr— French</li> <li>• it— Italian</li> <li>• ja— Japanese</li> <li>• ko— Korean</li> <li>• nl_NL— Dutch</li> <li>• no— Norwegian</li> <li>• pt_BR— Portuguese (Brazil)</li> <li>• ru— Russian</li> <li>• sv— Swedish</li> <li>• th— Thai</li> <li>• zh_CN— Chinese (Simplified)</li> <li>• zh_TW— Chinese (Traditional)</li> </ul>
Description	<p><b>Type</b></p> <p>textarea</p> <p><b>Properties</b></p> <p>Create, Nillable, Update</p> <p><b>Description</b></p> <p>Description of the store.</p>
LastReferencedDate	<p><b>Type</b></p> <p>dateTime</p>

Field	Details
	<p><b>Properties</b> Filter, Nillable, Sort</p> <p><b>Description</b> The timestamp for when the current user last viewed a record related to this record.</p>
LastViewedDate	<p><b>Type</b> dateTime</p> <p><b>Properties</b> Filter, Nillable, Sort</p> <p><b>Description</b> The timestamp for when the current user last viewed this record. If this value is null, this record might only have been referenced (<code>LastReferencedDate</code>) and not viewed.</p>
LocationId	<p><b>Type</b> reference</p> <p><b>Properties</b> Filter, Group, Sort</p> <p><b>Description</b> The location associated with the address.</p>
MaxValuesPerFacet	<p><b>Type</b> int</p> <p><b>Properties</b> Create, Defaulted on create, Filter, Group, Nillable, Sort, Update</p> <p><b>Description</b> The maximum number of values that can be added to a facet.</p>
Name	<p><b>Type</b> string</p> <p><b>Properties</b> Create, Filter, Group, idLookup, Sort, Update</p> <p><b>Description</b> Name of the catalog.</p>
PaginationSize	<p><b>Type</b> int</p> <p><b>Properties</b> Create, Defaulted on create, Filter, Group, Nillable, Sort, Update</p> <p><b>Description</b> Dimensions of the page.</p>

Field	Details
PricingStrategy	<p><b>Type</b> picklist</p> <p><b>Properties</b> Create, Defaulted on create, Filter, Group, Nillable, Restricted picklist, Sort, Update</p> <p><b>Description</b> Possible values are:</p> <ul style="list-style-type: none"> <li>• <code>LowestPrice</code>— Best price</li> <li>• <code>Priority</code>— Priority Price.</li> </ul> <p>The default value is <code>LowestPrice</code>.</p>
StrikethroughPricebookId	<p><b>Type</b> reference</p> <p><b>Properties</b> Create, Filter, Group, Nillable, Sort, Update</p> <p><b>Description</b> The ID of the strikethrough price book.</p>
SupportedCurrencies	<p><b>Type</b> textarea</p> <p><b>Properties</b> Create, Defaulted on create, Nillable, Update</p> <p><b>Description</b> Currencies supported in the store.</p>
SupportedLanguages	<p><b>Type</b> textarea</p> <p><b>Properties</b> Create, Defaulted on create, Nillable, Update</p> <p><b>Description</b> Languages supported in the store.</p>
Type	<p><b>Type</b> picklist</p> <p><b>Properties</b> Defaulted on create, Filter, Group, Restricted picklist, Sort</p> <p><b>Description</b> Type of store that can be created. The default value is <code>B2B</code>.</p>

# WebStoreCatalog

---

Represents the collection of products associated with a store. This object is available in API version 49.0 and later.

## Supported Calls

`create()`, `delete()`, `describeLayout()`, `describeSObjects()`, `getDeleted()`, `getUpdated()`, `query()`, `retrieve()`, `undelete()`, `update()`, `upsert()`

## Special Access Rules

You must have the B2B Commerce license and a CMS workspace to access product media.

## Fields

Field	Details
CurrencyIsoCode	<p><b>Type</b> picklist</p> <p><b>Properties</b> Create, Defaulted on create, Filter, Group, Nillable, Restricted picklist, Sort, Update</p> <p><b>Description</b> Possible values are:</p> <ul style="list-style-type: none"> <li>• GBP— British Pound</li> <li>• USD— U.S. Dollar</li> </ul> <p>The default value is USD.</p>
LastReferencedDate	<p><b>Type</b> dateTime</p> <p><b>Properties</b> Filter, Nillable, Sort</p> <p><b>Description</b> The timestamp for when the current user last viewed a record related to this record.</p>
LastViewedDate	<p><b>Type</b> dateTime</p> <p><b>Properties</b> Filter, Nillable, Sort</p> <p><b>Description</b> The timestamp for when the current user last viewed this record. If this value is null, this record might only have been referenced (<code>LastReferencedDate</code>) and not viewed.</p>

Field	Details
Name	<p><b>Type</b> string</p> <p><b>Properties</b> Autonumber, Defaulted on create, Filter, idLookup, Sort</p> <p><b>Description</b> Name of the catalog.</p>
ProductCatalogId	<p><b>Type</b> reference</p> <p><b>Properties</b> Create, Filter, Group, Sort</p> <p><b>Description</b> The ID of the catalog, containing products.</p>
SalesStoreId	<p><b>Type</b> reference</p> <p><b>Properties</b> Create, Filter, Group, Sort</p> <p><b>Description</b> The ID of the store that the catalog is associated with. This field is unique within your org.</p>

## WebStorePricebook

---

Represents a store price book used in Lightning B2B Commerce. This object is available in API version 48.0 and later.

### Supported Calls

`create()`, `delete()`, `describeLayout()`, `describeSObjects()`, `getDeleted()`, `getUpdated()`, `query()`, `retrieve()`, `search()`, `undelete()`, `update()`, `upsert()`

### Special Access Rules

This object is available only if the B2B Commerce on Lightning Experience license is enabled.

### Fields

Field	Details
IsActive	<p><b>Type</b> boolean</p>

Field	Details
	<p><b>Properties</b> Create, Defaulted on create, Filter, Group, Sort, Update</p> <p><b>Description</b> Determines whether the WebStorePricebook is active (<code>true</code>) or not (<code>false</code>). Default value is <code>false</code>.</p>
LastReferencedDate	<p><b>Type</b> dateTime</p> <p><b>Properties</b> Filter, Nillable, Sort</p> <p><b>Description</b> The timestamp for when the current user last viewed a record related to this record.</p>
LastViewedDate	<p><b>Type</b> dateTime</p> <p><b>Properties</b> Filter, Nillable, Sort</p> <p><b>Description</b> The timestamp for when the current user last viewed this record. If this value is null, it's possible that this record was referenced (<code>LastReferencedDate</code>) and not viewed.</p>
Name	<p><b>Type</b> string</p> <p><b>Properties</b> Autonumber, Defaulted on create, Filter, idLookup, Sort</p> <p><b>Description</b> The name of the store price book record.</p>
Pricebook2Id	<p><b>Type</b> reference</p> <p><b>Properties</b> Create, Filter, Group, Sort, Update</p> <p><b>Description</b> The ID of the price book assigned to the store.</p>
WebStoreId	<p><b>Type</b> reference</p> <p><b>Properties</b> Create, Filter, Group, Sort</p> <p><b>Description</b> The ID of the store assigned to the price book.</p>

## Usage

Use the `WebStorePricebook` object to assign price books to a store. When you assign a price book to a web store, any buyer who has access to the store can price products from the assigned price books. When a store or buyer has multiple price book assignments, including prices to the same product, the price is determined by the pricing strategy of the store.

## Associated Objects

This object has the following associated objects. Unless noted, they are available in the same API version as this object.


### [WebStorePricebookFeed](#)

Feed tracking is available for this object.

## Wishlist (Beta)

---

Represents a buyer-created list of `WishlistItem` on page 2766s in a store built with B2B Commerce on Lightning. Available in API version 49.0 and later.

 **Note:** As a beta feature, Wishlist is a preview and isn't part of the "Services" under your master subscription agreement with Salesforce. Use lists at your sole discretion, and make your purchase decisions only on the basis of generally available products and features. Salesforce doesn't guarantee general availability of lists within any particular time frame or at all, and we can discontinue it at any time. This feature is for evaluation purposes only, not for production use. It's offered as is and isn't supported, and Salesforce has no liability for any harm or damage arising out of or in connection with it. All restrictions, Salesforce reservation of rights, obligations concerning the Services, and terms for related Non-Salesforce Applications and Content apply equally to your use of lists. You can provide feedback and suggestions for lists in the IdeaExchange/X group in the [Trailblazer Community B2B Wish List Beta Feedback](#).

## Supported Calls

`create()`, `delete()`, `describeLayout()`, `describeSObjects()`, `getDeleted()`, `getUpdated()`, `query()`, `retrieve()`, `search()`, `undelete()`, `update()`, `upsert()`

## Special Access Rules

The `Wishlist` object is available only if the B2B Commerce on Lightning Experience license is enabled.

## Fields

Field	Details
<code>AccountId</code>	<p><b>Type</b> reference</p> <p><b>Properties</b> Create, Filter, Group, Sort, Update</p> <p><b>Description</b> The ID of the account that owns the <code>Wishlist</code>.</p>



Field	Details
CurrencyIsoCode	<p><b>Type</b> picklist</p> <p><b>Properties</b> Create, Defaulted on create, Filter, Group, Nillable, Restricted picklist, Sort, Update</p> <p><b>Description</b> The ISO code for the currency that's specified on the buyer's account. Default value is USD. Possible values are:</p> <ul style="list-style-type: none"> <li>• EUR—Euro</li> <li>• USD—U.S. Dollar</li> </ul>
Name	<p><b>Type</b> string</p> <p><b>Properties</b> Create, Filter, Group, idLookup, Sort, Update</p> <p><b>Description</b> The name of this <code>wishlist</code> record. <code>Name</code> can be up to 255 characters.</p>
OwnerId	<p><b>Type</b> reference</p> <p><b>Properties</b> Create, Defaulted on create, Filter, Group, Sort, Update</p> <p><b>Description</b> The ID of the user or group that owns the <code>wishlist</code>.</p>
WebStoreId	<p><b>Type</b> reference</p> <p><b>Properties</b> Create, Filter, Group, Sort, Update</p> <p><b>Description</b> The ID of the <code>WebStore</code> related to this <code>wishlist</code>.</p>
WishlistProductCount	<p><b>Type</b> int</p> <p><b>Properties</b> Filter, Group, Nillable, Sort</p> <p><b>Description</b> The count of <code>wishlistItems</code> on this <code>wishlist</code>.</p>

## Associated Objects

This object has the following associated objects. Unless noted, they are available in the same API version as this object.

**WishlistOwnerSharingRule** on page 2882

Sharing rules are available for the object.

**WishlistShare** on page 2887

Sharing is available for the object.


SEE ALSO:

[WishlistItem \(Beta\)](#)

## WishlistItem (Beta)

---

Represents an item on a `Wishlist` in a store built with B2B Commerce on Lightning. Available in API version 49.0 and later.

 **Note:** As a beta feature, `WishlistItem` is a preview and isn't part of the "Services" under your master subscription agreement with Salesforce. Use lists at your sole discretion, and make your purchase decisions only on the basis of generally available products and features. Salesforce doesn't guarantee general availability of lists within any particular time frame or at all, and we can discontinue it at any time. This feature is for evaluation purposes only, not for production use. It's offered as is and isn't supported, and Salesforce has no liability for any harm or damage arising out of or in connection with it. All restrictions, Salesforce reservation of rights, obligations concerning the Services, and terms for related Non-Salesforce Applications and Content apply equally to your use of lists. You can provide feedback and suggestions for lists in the IdeaExchange/X group in the [Trailblazer Community B2B Wish List Beta Feedback](#).

## Supported Calls

`create()`, `delete()`, `describeSObjects()`, `getDeleted()`, `getUpdated()`, `query()`, `retrieve()`, `undelete()`, `update()`, `upsert()`

## Special Access Rules

The `WishlistItem` object is available only if the B2B Commerce on Lightning Experience license is enabled.

## Fields

Field	Details
<code>CurrencyIsoCode</code>	<p><b>Type</b> picklist</p> <p><b>Properties</b> Create, Defaulted on create, Filter, Group, Nillable, Restricted picklist, Sort, Update</p> <p><b>Description</b> The ISO code for the currency that's specified on the buyer's account. Default value is <code>USD</code>. Possible values are:</p> <ul style="list-style-type: none"> <li>• <code>EUR</code>—Euro</li> <li>• <code>USD</code>—U.S. Dollar</li> </ul>

Field	Details
Name	<p><b>Type</b> string</p> <p><b>Properties</b> Create, Filter, Group, idLookup, Name Field, Sort, Update</p> <p><b>Description</b> The name of this <code>wishlistItem</code> record. Name can be up to 255 characters.</p>
Product2Id	<p><b>Type</b> reference</p> <p><b>Properties</b> Create, Filter, Group, Sort, Update</p> <p><b>Description</b> The ID of the product represented by the <code>wishlistItem</code>.</p>
WishlistId	<p><b>Type</b> reference</p> <p><b>Properties</b> Create, Filter, Group, Sort</p> <p><b>Description</b> The ID of the parent <code>wishlist</code> of this <code>wishlistItem</code>.</p>

SEE ALSO:

[Wishlist \(Beta\)](#)

## WorkAccess

---

Used to grant or restrict user access to give badge definitions. Each badge definition record must have one `WorkAccess` record.

### Supported Calls

`create()`, `delete()`, `describeObjects()`, `getDeleted()`, `getUpdated()`, `query()`, `retrieve()`, `undelete()`, `update()`, `upsert()`

### Additional Considerations and Related Objects

`WorkAccess` is not available through Schema Builder and is not customizable. A `WorkAccess` record is **required** for users to **Give** `BadgeDefinitions`. If a `WorkAccess` record is not created, `BadgeDefinitions` will not be available to users.

The sharing of `WorkAccess` records is through `WorkAccessShare`. For each `WorkBadgeDefinition` record, you must create both a `WorkAccess` record (per `WorkBadgeDefinition`) and `WorkAccessShare` records for sharing to users or groups.

## Fields

Field Name	Details
AccessType	<p><b>Type</b> picklist</p> <p><b>Properties</b> Create, Filter, Group, Restricted picklist, Sort, Update</p> <p><b>Description</b> Define the type of Access given to user ("Give").</p>
OwnerId	<p><b>Type</b> reference</p> <p><b>Properties</b> Create, Defaulted on create, Filter, Group, Sort, Update</p> <p><b>Description</b> Salesforce unique ID for owner of Access record.</p>
ParentId	<p><b>Type</b> reference</p> <p><b>Properties</b> Create, Filter, Group, Sort, Update</p> <p><b>Description</b> Salesforce unique ID for BadgeDefinition record associated with this Access record.</p>

## Associated Objects

This object has the following associated objects. Unless noted, they are available in the same API version as this object.

### [WorkAccessOwnerSharingRule](#)

Sharing rules are available for the object.

### [WorkAccessShare](#)

Sharing is available for the object.

## WorkAccessShare

Used to control Givers of WorkBadgeDefinition records.

## Supported Calls

`create()`, `delete()`, `describeSObjects()`, `query()`, `retrieve()`, `update()`, `upsert()`

## Additional Considerations and Related Objects

Related to [WorkAccess Object](#). WorkAccess is the parent of WorkAccessShare.

### Fields

The properties available for some fields depend on the default organization-wide sharing settings. The properties listed are true for the default settings of such fields.

Field Name	Details
AccessLevel	<p><b>Type</b> picklist</p> <p><b>Properties</b> Create, Filter, Group, Restricted picklist, Sort, Update</p> <p><b>Description</b> CRUD Access Level (picklist values: Read Only, Read/Write, Owner).</p>
ParentId	<p><b>Type</b> reference</p> <p><b>Properties</b> Create, Filter, Group, Sort</p> <p><b>Description</b> ID for WorkAccess record.</p>
RowCause	<p><b>Type</b> picklist</p> <p><b>Properties</b> Create, Filter, Group, Nillable, Restricted picklist, Sort</p> <p><b>Description</b> Owner or Manual sharing.  You can create a value for this field in API versions 32.0 and later with the correct organization-wide sharing settings.</p>
UserOrGroupId	<p><b>Type</b> reference</p> <p><b>Properties</b> Create, Filter, Group, Sort</p> <p><b>Description</b> User or Group ID for WorkAccess.</p>

# WorkBadge

---

Represents information about who the badge was given to and which badge was given. A WorkBadge record is created for each recipient of a WorkBadgeDefinition.

## Supported Calls

`create()`, `delete()`, `describeLayout()`, `describeSObjects()`, `getDeleted()`, `getUpdated()`, `query()`, `retrieve()`, `search()`, `undelete()`, `update()`, `upsert()`

## Additional Considerations and Related Objects

WorkBadge is a lookup to WorkThanks. Each WorkBadge record must derive a SourceId from WorkThanks. There can be multiple WorkBadge records tied to a single WorkThanks record.

## Fields

Field Name	Details
DefinitionId	<p><b>Type</b> reference</p> <p><b>Properties</b> Create, Filter, Group, Sort</p> <p><b>Description</b> Required. Salesforce unique ID for the given WorkBadgeDefinition record given.</p>
Description	<p><b>Type</b> textarea</p> <p><b>Properties</b> Nillable</p> <p><b>Description</b> The description of the WorkBadgeDefinition.</p>
GiverId	<p><b>Type</b> reference</p> <p><b>Properties</b> Filter, Group, Nillable, Sort</p> <p><b>Description</b> The ID of the badge giver. Can't be the same as RecipientId.</p>
ImageUrl	<p><b>Type</b> url</p> <p><b>Properties</b> Filter, Group, Nillable, Sort</p>

Field Name	Details
	<p><b>Description</b> The URL of the badge image.</p>
LastReferencedDate	<p><b>Type</b> dateTime</p> <p><b>Properties</b> Filter, Nillable, Sort</p> <p><b>Description</b> The time stamp that indicates when the current user last viewed a record that is related to this WorkBadge.</p>
LastViewedDate	<p><b>Type</b> dateTime</p> <p><b>Properties</b> Filter, Nillable, Sort</p> <p><b>Description</b> The time stamp that indicates when the current user last viewed this WorkBadge. If this value is null, this record might have been only referenced (<code>LastReferencedDate</code>) and not viewed.</p>
Message	<p><b>Type</b> textarea</p> <p><b>Properties</b> Nillable</p> <p><b>Description</b> The message accompanying the thanks badge.</p>
NetworkId	<p><b>Type</b> reference</p> <p><b>Properties</b> Create, Filter, Group, Nillable, Sort, Update</p> <p><b>Description</b> The ID of the <a href="#">community</a> that this WorkBadge is associated with. This field is available only if Salesforce Communities is enabled in your organization.</p>
RecipientId	<p><b>Type</b> reference</p> <p><b>Properties</b> Create, Filter, Group, Sort</p> <p><b>Description</b> Required. Salesforce unique ID for User who is the Recipient of Badge. Can't be the same as <code>GiverId</code></p>

Field Name	Details
RewardId	<p><b>Type</b> reference</p> <p><b>Properties</b> Create, Filter, Group, Nillable, Sort, Update</p> <p><b>Description</b> Salesforce unique ID for Reward given with badge (if Reward Badge)</p>
SourceId	<p><b>Type</b> reference</p> <p><b>Properties</b> Create, Filter, Group, Sort</p> <p><b>Description</b> Salesforce unique ID for Thanks record referenced to this badge.</p>

## WorkBadgeDefinition

Represents the attributes of a badge including the badge name, description, and image. Each WorkBadge record must have a lookup to a WorkBadgeDefinition since badge attributes (like badge name) are derived from the WorkBadgeDefinition object.

### Supported Calls

`create()`, `delete()`, `describeLayout()`, `describeSObjects()`, `getDeleted()`, `getUpdated()`, `query()`, `retrieve()`, `search()`, `undelete()`, `update()`, `upsert()`

### Additional Considerations and Related Objects

WorkBadgeDefinition has a field called `ImageUrl` that references a DocumentID. This is a required field for creating a Badge.



To grant "giver" access to a WorkBadgeDefinition, you must also create the [WorkAccess](#) (and the related WorkAccessShare records).

Each WorkBadgeDefinition has an `ImageUrl` field that must be populated with a DocumentID of the Document record containing the badge image.

### Fields

Field Name	Details
Description	<p><b>Type</b> textarea</p> <p><b>Properties</b> Create, Update</p>



Field Name	Details
	<p><b>Description</b></p> <p>Required. Limit: 4000 characters. The description of the badge and what it means to receive this badge.</p>
GivenBadgeCount	<p><b>Type</b></p> <p>int</p> <p><b>Properties</b></p> <p>Filter, Group, Nillable, Sort</p> <p><b>Description</b></p> <p>The number of badges given per user or across all users.</p> <p> <b>Note:</b> This field can't be added in a list view or referenced in a formula field.</p>
ImageUrl	<p><b>Type</b></p> <p>url</p> <p><b>Properties</b></p> <p>Create, Filter, Group, Sort, Update</p> <p><b>Description</b></p> <p>Required. This is the badge image that will be displayed in the UI. Use DocumentID or ImageURL.</p>
IsActive	<p><b>Type</b></p> <p>boolean</p> <p><b>Properties</b></p> <p>Create, Defaulted on create, Filter, Group, Sort, Update</p> <p><b>Description</b></p> <p>Represents whether a WorkBadgeDefinition is active and available in the UI and API.</p>
IsCompanyWide	<p><b>Type</b></p> <p>boolean</p> <p><b>Properties</b></p> <p>Create, Defaulted on create, Filter, Group, Sort, Update</p> <p><b>Description</b></p> <p>Represents a special class of badges known as Company Badges. Company badges are visible to the entire company and visible in specific list view filters.</p> <p> <b>Note:</b> If this field is selected, everyone within the user's network will be able to give the badge automatically. If this field is not selected, people with sharing must be added to the badge's access list in order to give the badge.</p>

Field Name	Details
IsLimitPerUser	<p><b>Type</b> boolean</p> <p><b>Properties</b> Create, Defaulted on create, Filter, Group, Sort, Update</p> <p><b>Description</b> Indicates whether the badge limit is per user (<code>true</code>) or across all users (<code>false</code>). The default value is <code>false</code>.</p>
IsRewardBadge	<p><b>Type</b> boolean</p> <p><b>Properties</b> Defaulted on create, Filter, Group, Sort</p> <p><b>Description</b> Indicates whether the badge is a reward badge (<code>true</code>) or not (<code>false</code>).</p>
LastReferencedDate	<p><b>Type</b> dateTime</p> <p><b>Properties</b> Filter, Nillable, Sort</p> <p><b>Description</b> The time stamp that indicates when the current user last viewed a record that is related to this WorkBadgeDefinition.</p>
LastViewedDate	<p><b>Type</b> dateTime</p> <p><b>Properties</b> Filter, Nillable, Sort</p> <p><b>Description</b> The time stamp that indicates when the current user last viewed this WorkBadgeDefinition. If this value is null, this record might have been only referenced (<code>LastReferencedDate</code>) and not viewed.</p>
LimitNumber	<p><b>Type</b> int</p> <p><b>Properties</b> Create, Filter, Group, Nillable, Sort, Update</p> <p><b>Description</b> The badge limit per user or across all users.</p>
LimitStartDate	<p><b>Type</b> date</p>

Field Name	Details
	<p><b>Properties</b> Create, Filter, Group, Nillable, Sort, Update</p> <p><b>Description</b> The start date of the badge limit. The date can be reset to the current date.</p>
Name	<p><b>Type</b> string</p> <p><b>Properties</b> Create, Filter, Group, idLookup, Sort, Update</p> <p><b>Description</b> Required. Name of the Badge. <b>Label:</b> Badge Title.</p>
NetworkId	<p><b>Type</b> reference</p> <p><b>Properties</b> Create, Filter, Group, Nillable, Sort, Update</p> <p><b>Description</b> The ID of the <a href="#">community</a> that this WorkBadgeDefinition is associated with. This field is available only if Salesforce Communities is enabled in your organization.</p>
OwnerId	<p><b>Type</b> reference</p> <p><b>Properties</b> Create, Defaulted on create, Filter, Group, Sort, Update</p> <p><b>Description</b> Salesforce User ID for User who is the Owner of the WorkBadgeDefinition record (usually the creator of the record)</p>
RewardFundId	<p><b>Type</b> reference</p> <p><b>Properties</b> Create, Filter, Group, Nillable, Sort, Update</p> <p><b>Description</b> Salesforce unique ID for the WorkRewardFund that is associated with this WorkBadgeDefinition. WorkBadgeDefinition records with a RewardFundID indicate a Reward Badge.</p>

## Associated Objects

This object has the following associated objects. Unless noted, they are available in the same API version as this object.

**WorkBadgeDefinitionFeed**

Feed tracking is available for the object.

**WorkBadgeDefinitionHistory**

History is available for tracked fields of the object.

**WorkBadgeDefinitionOwnerSharingRule**

Sharing rules are available for the object.

**WorkBadgeDefinitionShare**

Sharing is available for the object.

## WorkCoaching

---

Represents a single coaching relationship between two users. One of the users is defined as the coach and the other is defined as a coachee. WorkCoaching is feed-enabled so there is a private feed available to the coach and coachee.

## Supported Calls

`create()`, `delete()`, `describeLayout()`, `describeSObjects()`, `getDeleted()`, `getUpdated()`, `query()`, `retrieve()`, `search()`, `undelete()`, `update()`, `upsert()`

## Fields

Field Name	Details
CoachId	<p><b>Type</b> reference</p> <p><b>Properties</b> Create, Filter, Group, Sort, Update</p> <p><b>Description</b> [Required] The coach in this 1:1 coaching relationship.</p>
CoachedId	<p><b>Type</b> reference</p> <p><b>Properties</b> Create, Filter, Group, Sort, Update</p> <p><b>Description</b> [Required] The user being coached in this 1:1 coaching relationship.</p>
IsInactive	<p><b>Type</b> boolean</p> <p><b>Properties</b> Create, Defaulted on create, Filter, Group, Sort, Update</p>

Field Name	Details
	<p><b>Description</b> Indicates whether the coaching relationship is <i>Inactive</i> (<code>true</code>) or not (<code>false</code>).</p>
LastReferencedDate	<p><b>Type</b> dateTime</p> <p><b>Properties</b> Filter, Nillable, Sort</p> <p><b>Description</b> The time stamp that indicates when the current user last viewed a record that is related to this coaching relationship.</p>
LastViewedDate	<p><b>Type</b> dateTime</p> <p><b>Properties</b> Filter, Nillable, Sort</p> <p><b>Description</b> The time stamp that indicates when the current user last viewed this coaching relationship. If this value is null, this record might have been only referenced (<code>LastReferencedDate</code>) and not viewed.</p>
Name	<p><b>Type</b> string</p> <p><b>Properties</b> Create, Filter, Group, Sort, Update</p> <p><b>Description</b> [Required] The record's name. Max length is 255 characters.</p>
OwnerId	<p><b>Type</b> reference</p> <p><b>Properties</b> Create, Defaulted on create, Filter, Group, Sort, Update</p> <p><b>Description</b> ID of the contact who owns the WorkCoaching record.</p>

## Associated Objects

This object has the following associated objects. Unless noted, they are available in the same API version as this object.

### WorkCoachingFeed

Feed tracking is available for the object.

**WorkCoachingHistory**

History is available for tracked fields of the object.

**WorkCoachingOwnerSharingRule**

Sharing rules are available for the object.

**WorkCoachingShare**

Sharing is available for the object.

## WorkFeedback

---

Represents the answer to a question that a person was asked via a feedback request. Also used to store offered feedback without linking it to a particular question.

### Supported Calls

`create()`, `delete()`, `describeSObjects()`, `getDeleted()`, `getUpdated()`, `query()`, `retrieve()`, `search()`, `undelete()`, `update()`, `upsert()`

### Additional Considerations and Related Objects

- Ownership is transferred to the requester on submit for certain types (ad-hoc feedback).
- The record is read-only after the request that it's linked to is set to Submitted.
- You can't link a feedback object to a request unless you are the recipient.
- The question that the feedback is linked to must be part of the same question set that the request is linked to.

### Fields

Field Name	Details
Feedback	<p><b>Type</b> textarea</p> <p><b>Properties</b> Create, Nillable, Update</p> <p><b>Description</b> Contains either the free-form text of the answer, or the choice selected by the user. Max length is 65536.</p>
Name	<p><b>Type</b> string</p> <p><b>Properties</b> Autonumber, Defaulted on create, Filter, idLookup, Sort</p> <p><b>Description</b> The name of the WorkFeedback record.</p>

Field Name	Details
OwnerId	<p><b>Type</b> reference</p> <p><b>Properties</b> Create, Defaulted on create, Filter, Group, Sort, Update</p> <p><b>Description</b> ID of the owner of the WorkFeedback record.</p>
QuestionId	<p><b>Type</b> reference</p> <p><b>Properties</b> Create, Filter, Group, Nillable, Sort</p> <p><b>Description</b> The question this answer applies to. When this feedback is linked to a request of an unsolicited type, the question ID is null.</p>
RequestId	<p><b>Type</b> reference</p> <p><b>Properties</b> Create, Filter, Group, Sort</p> <p><b>Description</b> The ID of the request this response belongs to, in case of offered feedback.</p>

## Associated Objects

This object has the following associated objects. Unless noted, they are available in the same API version as this object.

### [WorkFeedbackHistory](#)

History is available for tracked fields of the object.

### [WorkFeedbackOwnerSharingRule](#)

Sharing rules are available for the object.

### [WorkFeedbackShare](#)

Sharing is available for the object.

## WorkFeedbackQuestion

Represents a free-form text type or multiple choice question within a set of questions.

## Supported Calls

`create()`, `delete()`, `describeLayout()`, `describeSObjects()`, `getDeleted()`, `getUpdated()`, `query()`, `retrieve()`, `search()`, `undelete()`, `update()`, `upsert()`

## Fields

Field Name	Details
Choices	<p><b>Type</b> textarea</p> <p><b>Properties</b> Create, Nillable, Update</p> <p><b>Description</b> New-line separated list of valid choices for multiple choice questions. Maximum length is 1000 characters.</p>
Detail	<p><b>Type</b> textarea</p> <p><b>Properties</b> Create, Nillable, Update</p> <p><b>Description</b> Detailed instructions on how to answer the question.</p>
IsConfidentialAnswer	<p><b>Type</b> boolean</p> <p><b>Properties</b> Create, Defaulted on create, Filter, Group, Sort, Update</p> <p><b>Description</b> Answers to questions marked confidential will not be shared with the subject of the review. This field applies only to performance summaries.</p>
IsOptional	<p><b>Type</b> boolean</p> <p><b>Properties</b> Create, Defaulted on create, Filter, Group, Sort, Update</p> <p><b>Description</b> If this option is selected, the question is optional and isn't required to be answered. This field applies only to performance summaries.</p>
Name	<p><b>Type</b> string</p> <p><b>Properties</b> Create, Filter, Group, idLookup, Sort, Update</p> <p><b>Description</b> A short description of the question, which can be used as a header for reports and Calibration.</p>



Field Name	Details
Number	<p><b>Type</b> int</p> <p><b>Properties</b> Create, Filter, Group, Sort, Update</p> <p><b>Description</b> The order of the question that is displayed within the question set, such as question number three in a question set that has five questions.</p>
OwnerId	<p><b>Type</b> reference</p> <p><b>Properties</b> Create, Defaulted on create, Filter, Group, Sort, Update</p> <p><b>Description</b> ID of the owner of the WorkFeedbackQuestion.</p>
QuestionSetId	<p><b>Type</b> reference</p> <p><b>Properties</b> Create, Filter, Group, Sort, Update</p> <p><b>Description</b> The question set this question is a part of.</p>
Text	<p><b>Type</b> textarea</p> <p><b>Properties</b> Create, Update</p> <p><b>Description</b> The body of the question. Max length is 16384 characters.</p>
Type	<p><b>Type</b> picklist</p> <p><b>Properties</b> Create, Filter, Group, Restricted picklist, Sort, Update</p> <p><b>Description</b> Allows for either a free-form text answer or a multiple choice question defined by new-line separate choices in the 'Choices' field. Valid picklist values are:</p> <ul style="list-style-type: none"> <li>• MultipleChoice</li> <li>• FreeText</li> <li>• Rating</li> </ul>

## Associated Objects

This object has the following associated objects. Unless noted, they are available in the same API version as this object.

### WorkFeedbackQuestionHistory

History is available for tracked fields of the object.

### WorkFeedbackQuestionOwnerSharingRule

Sharing rules are available for the object.

### WorkFeedbackQuestionShare

Sharing is available for the object.

## WorkFeedbackQuestionSet

---

Represents a set of questions being asked. The question set is used to link all the individual requests where different recipients were asked the same set of questions on the same subject.

In the WDC performance application, a question set defines the type of summaries and their due dates that will accompany the deployment of a specific performance summary cycle.

## Supported Calls

`create()`, `delete()`, `describeLayout()`, `describeSObjects()`, `getDeleted()`, `getUpdated()`, `query()`, `retrieve()`, `search()`, `undelete()`, `update()`, `upsert()`

## Fields

Field Name	Details
DueDate	<p><b>Type</b> date</p> <p><b>Properties</b> Create, Filter, Group, Nillable, Sort, Update</p> <p><b>Description</b> The date that this specific question set is expected to be submitted by the recipient. This field applies only to performance summaries.</p>
FeedbackType	<p><b>Type</b> picklist</p> <p><b>Properties</b> Create, Defaulted on create, Filter, Group, Nillable, Restricted picklist, Sort</p> <p><b>Description</b> The description of the collection of questions that are written in context to the type of recipient answering them, relative to the subject of the summary. This field applies only to performance summaries.</p>

Field Name	Details
Name	<p><b>Type</b> string</p> <p><b>Properties</b> Create, Filter, Group, idLookup, Sort, Update</p> <p><b>Description</b> The name of the question set. Maximum length is 225 characters.</p>
OwnerId	<p><b>Type</b> reference</p> <p><b>Properties</b> Create, Defaulted on create, Filter, Group, Sort, Update</p> <p><b>Description</b> ID of the owner of the WorkFeedbackQuestionSet.</p>
PerformanceCycleId	<p><b>Type</b> reference</p> <p><b>Properties</b> Create, Filter, Group, Nillable, Sort</p> <p><b>Description</b> If a question set is associated to a performance summary cycle, then that cycle ID is referenced in this field. This field applies only to performance summaries.</p>

## Associated Objects

This object has the following associated objects. Unless noted, they are available in the same API version as this object.

### [WorkFeedbackQuestionSetHistory](#)

History is available for tracked fields of the object.

### [WorkFeedbackQuestionSetOwnerSharingRule](#)

Sharing rules are available for the object.

### [WorkFeedbackQuestionSetShare](#)

Sharing is available for the object.

## WorkFeedbackRequest

Represents a single feedback request on a subject or topic (question) to a single recipient in the feedback application. In the case of offered feedback, WorkFeedbackRequest represents feedback that is offered about a subject. In the performance application, WorkFeedbackRequest represents a request for feedback on a set of questions from a question set, on a subject—for the recipient to complete and submit.

## Supported Calls

`create()`, `delete()`, `describeLayout()`, `describeSObjects()`, `getDeleted()`, `getUpdated()`, `query()`, `retrieve()`, `search()`, `undelete()`, `update()`, `upsert()`

## Additional Considerations and Related Objects

- After a request's state is changed to Submitted, fields can't be changed, except for LastSharedDate and IsUnreadByOwner.
- If LastRemindDate is updated, a reminder notification will be sent to the request's recipient (only possible when request is in Draft state).
- When a new request is created, a notification is sent to the recipient.
- When a recipient of a request submits their feedback (Draft->Submitted), a notification will be sent to requester (except for offered feedback).
- Requester cannot modify the subject of the question set after a request is created.
- For offered feedback (to user, to manager, or both), the person who is offering feedback is both the creator of WorkFeedbackRequest as well as the recipient.

## Fields

Field Name	Details
AdHocFeedback	<p><b>Type</b> textarea</p> <p><b>Properties</b> Create, Filter, Nillable, Sort</p> <p><b>Description</b> The content of the feedback.</p>
AdHocQuestion	<p><b>Type</b> textarea</p> <p><b>Properties</b> Create, Filter, Nillable, Sort</p> <p><b>Description</b> The content of the feedback question.</p>
Description	<p><b>Type</b> string</p> <p><b>Properties</b> Create, Filter, Group, Nillable, Sort, Update</p> <p><b>Description</b> The description of the WorkFeedbackRequest.</p>
FeedbackRequestState	<p><b>Type</b> picklist</p>

Field Name	Details
	<p><b>Properties</b> Create, Defaulted on create, Filter, Group, Restricted picklist, Sort, Update</p> <p><b>Description</b> The current state of the feedback request. Allowed picklist values are:</p> <ul style="list-style-type: none"> <li>• Draft</li> <li>• Submitted</li> <li>• Declined</li> </ul>
FeedbackType	<p><b>Type</b> picklist</p> <p><b>Properties</b> Create, Defaulted on create, Filter, Group, Restricted picklist, Sort</p> <p><b>Description</b> Specifies the type of request. Picklist values that are used for performance summaries:</p> <ul style="list-style-type: none"> <li>• Unspecified</li> <li>• Peer Summary</li> <li>• Self Summary</li> <li>• Manager Summary</li> <li>• Skip Level Summary</li> </ul> <p>Picklist values that are used for feedback:</p> <ul style="list-style-type: none"> <li>• Personal</li> <li>• Unsolicited to User</li> <li>• Unsolicited to Manager</li> <li>• Unsolicited to User and Manager</li> <li>• On Topic</li> </ul> <p>The type of the feedback determines the sharing and visibility rules that are applied to answers.</p>
IsDeployed	<p><b>Type</b> boolean</p> <p><b>Properties</b> Create, Defaulted on create, Filter, Group, Sort, Update</p> <p><b>Description</b> If <code>true</code>, the feedback is part of a deployed performance summary cycle.</p>
IsShareWithSubject	<p><b>Type</b> boolean</p> <p><b>Properties</b> Create, Defaulted on create, Filter, Group, Sort, Update</p>

Field Name	Details
	<p><b>Description</b> If <code>true</code>, the feedback is shared with the summary subject.</p>
<code>IsUnreadByOwner</code>	<p><b>Type</b> boolean</p> <p><b>Properties</b> Create, Defaulted on create, Filter, Group, Sort, Update</p> <p><b>Description</b> If <code>true</code>, the submitted request has not been seen by the requester.</p>
<code>IsUnsolicited</code>	<p><b>Type</b> boolean</p> <p><b>Properties</b> Create, Defaulted on create, Filter, Group, Sort, Update</p> <p><b>Description</b> If <code>true</code>, the feedback request is unsolicited feedback offered to another user.</p>
<code>LastReferencedDate</code>	<p><b>Type</b> dateTime</p> <p><b>Properties</b> Filter, Nillable, Sort</p> <p><b>Description</b> The time stamp that indicates when the current user last viewed a record that is related to this WorkFeedbackRequest.</p>
<code>LastRemindDate</code>	<p><b>Type</b> dateTime</p> <p><b>Properties</b> Create, Filter, Nillable, Sort, Update</p> <p><b>Description</b> The last time a reminder was sent to the recipient of this draft request.</p>
<code>LastSharedDate</code>	<p><b>Type</b> dateTime</p> <p><b>Properties</b> Create, Filter, Nillable, Sort, Update</p> <p><b>Description</b> The last time this request was shared with another user or group.</p>
<code>LastViewedDate</code>	<p><b>Type</b> dateTime</p>

Field Name	Details
	<p><b>Properties</b> Filter, Nillable, Sort</p> <p><b>Description</b> The time stamp that indicates when the current user last viewed this WorkFeedbackRequest. If this value is null, this record might have been only referenced (<code>LastReferencedDate</code>) and not viewed.</p>
Name	<p><b>Type</b> string</p> <p><b>Properties</b> Create, Filter, Group, idLookup, Sort, Update</p> <p><b>Description</b> The name of the WorkFeedbackRequest.</p>
OwnerId	<p><b>Type</b> reference</p> <p><b>Properties</b> Create, Defaulted on create, Filter, Group, Sort, Update</p> <p><b>Description</b> ID of the owner of the WorkFeedbackRequest.</p>
PerformanceCycleId	<p><b>Type</b> reference</p> <p><b>Properties</b> Create, Filter, Group, Nillable, Sort, Update</p> <p><b>Description</b> Used by performance summaries to link to a summary cycle. This field applies only to performance summaries.</p>
QuestionSetId	<p><b>Type</b> reference</p> <p><b>Properties</b> Create, Filter, Group, Nillable, Sort</p> <p><b>Description</b> Question set associated with the current request.</p>
RecipientId	<p><b>Type</b> reference</p> <p><b>Properties</b> Create, Filter, Group, Nillable, Sort, Update</p> <p><b>Description</b> User asked to provide feedback on the subject.</p>

Field Name	Details
RelatedObjectId	<p><b>Type</b> reference</p> <p><b>Properties</b> Create, Filter, Group, Nillable, Sort</p> <p><b>Description</b> Specifies a record in the system that this feedback request is related to. Used by ad-hoc feedback to gather feedback in the context of an opportunity or WDC goal.</p> <p>Used by performance summaries to link to a summary cycle.</p>
SharingScope	<p><b>Type</b> picklist</p> <p><b>Properties</b> Create, Defaulted on create, Filter, Group, Nillable, Restricted picklist, Sort, Update</p> <p><b>Description</b> The users that see the feedback. <code>SharingScope</code> can have the following values:</p> <ul style="list-style-type: none"> <li>• Nobody</li> <li>• Subject</li> <li>• Manager</li> <li>• SubjectAndManager</li> </ul>
SubjectId	<p><b>Type</b> reference</p> <p><b>Properties</b> Create, Filter, Group, Nillable, Sort</p> <p><b>Description</b> The ID of the user that this request (or offer) is about.</p>
SubmitFeedbackToId	<p><b>Type</b> reference</p> <p><b>Properties</b> Create, Filter, Group, Nillable, Sort, Update</p> <p><b>Description</b> The ID of the person this performance summary feedback request (and its respective answers) is shared with. It's also the ID of the person who owns the requested subject's manager summary request. This field applies only to performance summaries.</p>
SubmittedDate	<p><b>Type</b> dateTime</p>



Field Name	Details
	<p><b>Properties</b> Create, Filter, Nillable, Sort, Update</p> <p><b>Description</b> The last time (in case it was reopened by admin) this request was submitted by the recipient. This field applies only to performance summaries.</p>

## Associated Objects

This object has the following associated objects. Unless noted, they are available in the same API version as this object.

### [WorkFeedbackRequestFeed](#)

Feed tracking is available for the object.

### [WorkFeedbackRequestHistory](#)

History is available for tracked fields of the object.

### [WorkFeedbackRequestOwnerSharingRule](#)

Sharing rules are available for the object.

### [WorkFeedbackRequestShare](#)

Sharing is available for the object.

## WorkGoal

Represents the components of a goal, such as its description and associated metrics. This object has been deprecated as of API version 35.0. Use the [Goal](#) object to query information about WDC goals.

## Supported Calls


`create()`, `delete()`, `describeLayout()`, `describeSObjects()`, `getDeleted()`, `getUpdated()`, `query()`, `retrieve()`, `search()`, `undelete()`, `update()`, `upsert()`

## Related

[WorkGoalCollaborator](#), [WorkGoalLink](#), [WorkGoalFeed](#)

## Fields

Field Name	Details
ActualValue	<p><b>Type</b> double</p> <p><b>Properties</b> Create, Filter, Nillable, Sort, Update</p>

Field Name	Details
	<p><b>Description</b> The actual value of the WorkGoal metric. Applicable only to WorkGoal objects of Type: Metric.</p>
ActualValueExternalUrl	<p><b>Type</b> url</p> <p><b>Properties</b> Create, Filter, Group, Nillable, Sort, Update</p> <p><b>Description</b> Contains a URL that references WDC data synchronization for the actual value of a metric. Applicable only to WorkGoal objects of Type: Metric.</p>
CompletionDate	<p><b>Type</b> dateTime</p> <p><b>Properties</b> Create, Filter, Nillable, Sort, Update</p> <p><b>Description</b> The completion date of the goal.</p> <p> <b>Note:</b> Field-level security limits access to only administrators and owners by default, and only they can complete a goal.</p>
Description	<p><b>Type</b> textarea (max length 4000)</p> <p><b>Properties</b> Create, Nillable, Update</p> <p><b>Description</b> The description of the goal.</p>
DueDate	<p><b>Type</b> date</p> <p><b>Properties</b> Create, Filter, Group, Nillable, Sort, Update</p> <p><b>Description</b> The date the WorkGoal object is due (optional). Applicable only to WorkGoal objects of Type: Metric.</p>
FlaggedAs	<p><b>Type</b> picklist</p> <p><b>Properties</b> Create, Filter, Group, Nillable, Restricted picklist, Sort, Update</p>

**Field Name****Details****Description**

The progress of the WorkGoal object. Applicable only to WorkGoal objects of `Type: Metric`.

Possible values:

- On Track: Progress on the metric is on track.
- Behind: Progress on the metric is behind schedule.
- Postponed: The metric is postponed.
- Critical: Progress on the metric is critical.

ImageUrl

**Type**

url

**Properties**

Create, Filter, Group, Nillable, Sort, Update

**Description**

The URL for the goal image. The image must be stored in Documents and set as externally available. Applicable only to WorkGoal objects of `Type: Goal`.

InitialValue

**Type**

double

**Properties**

Create, Filter, Nillable, Sort, Update

**Description**

The initial value of the WorkGoal metric. Applicable only to WorkGoal objects of `Type: Metric` and `MetricType: Progress` or `Percent`.

IsKeyCompanyGoal

**Type**

boolean

**Properties**

Create, Defaulted on create, Filter, Group, Sort, Update

**Description**

Used to indicate if the goal is a key company goal. Used for the Company Goal Showcase. Applicable only to WorkGoal objects of `Type: Goal`.

LastReferencedDate

**Type**

dateTime


**Properties**

Filter, Nillable, Sort


**Description**

The time stamp that indicates when the current user last viewed a record that is related to this goal.

Field Name	Details
LastSyncDate	<p><b>Type</b> dateTime</p> <p><b>Properties</b> Create, Filter, Nillable, Sort, Update</p> <p><b>Description</b> The time stamp that indicates when the actual value was last synced with the associated metrics report.</p>
LastViewedDate	<p><b>Type</b> dateTime</p> <p><b>Properties</b> Filter, Nillable, Sort</p> <p><b>Description</b> The time stamp that indicates when the current user last viewed this goal.</p>
MetricType	<p><b>Type</b> picklist</p> <p><b>Properties</b> Create, Filter, Group, Nillable, Restricted picklist, Sort, Update</p> <p><b>Description</b> The type of metric that is represented. (See values in the following list). Applies only to WorkGoal objects of <code>Type: Metric</code>.</p> <p>Possible values:</p> <ul style="list-style-type: none"> <li>• Progress: ActualValue / TargetValue as a percentage</li> <li>• Percent: the metric as a percentage only</li> <li>• YesNo: the completed / not completed metric as a milestone</li> <li>• Absolute: Deprecated</li> </ul>
MetricTypeDataSource	<p><b>Type</b> picklist</p> <p><b>Properties</b> Create, Filter, Group, Nillable, Restricted picklist, Sort, Update</p> <p><b>Description</b> Specifies how the metric (ActualValue and CurrentValue) is updated. Applies only to WorkGoal objects of <code>Type: Goal</code> and <code>Metric</code>.</p> <p>Possible values:</p> <ul style="list-style-type: none"> <li>• Manual: indicates that the actual and target value of the metric is updated manually by the user</li> <li>• Rollup: indicates that the actual and target value of a goal is rolled up automatically by WDC Goals</li> </ul>

Field Name	Details
	<ul style="list-style-type: none"> <li>• <b>DataSyncActualOnly</b>: indicates that the actual value of the metric is linked to a Salesforce report</li> </ul>
Name	<p><b>Type</b> string</p> <p><b>Properties</b> Create, Filter, Group, idLookup, Sort, Update</p> <p><b>Description</b> The name of the WorkGoal object. (Maximum length is 255.)</p>
OverallStatus	<p><b>Type</b> string</p> <p><b>Properties</b> Filter, Group, Nillable, Sort</p> <p><b>Description</b> The overall calculated status of the WorkGoal based on <code>FlaggedAs</code> and <code>CompletionDate</code>.</p>
OwnerId	<p><b>Type</b> reference</p> <p><b>Properties</b> Create, Defaulted on create, Filter, Group, Sort, Update</p> <p><b>Description</b> ID of the user who owns the WorkGoal.</p>
ParentId	<p><b>Type</b> reference</p> <p><b>Properties</b> Create, Filter, Group, Nillable, Sort, Update</p> <p><b>Description</b> Specifies the structural parent of the WorkGoal. For example, a goal that has a metric is represented by a WorkGoal of <code>Type Metric</code>, which has a parent of WorkGoal of <code>Type Goal</code>.</p> <p> <b>Note:</b> The root and the parent must be set to the parent goal for any child metrics.</p>
Progress	<p><b>Type</b> percent</p> <p><b>Properties</b> Filter, Nillable, Sort</p> <p><b>Description</b> Read Only. The overall progress of the WorkGoal.</p>

Field Name	Details
RootId	<p><b>Type</b> reference to a WorkGoal object</p> <p><b>Properties</b> Create, Filter, Group, Nillable, Sort, Update</p> <p><b>Description</b> Specifies the structural root of the WorkGoal. For example, a goal that has a metric is represented by a WorkGoal of <code>Type Metric</code>, which has a root of WorkGoal of <code>Type Goal</code>.</p>
State	<p><b>Type</b> picklist</p> <p><b>Properties</b> Create, Defaulted on create, Filter, Group, Restricted picklist, Sort, Update</p> <p><b>Description</b> The state of the WorkGoal object. Applies only to WorkGoal objects of <code>Type: Metric</code>.</p> <p>Possible values:</p> <ul style="list-style-type: none"> <li>• Draft: the draft state for the WorkGoal</li> <li>• Published: published state for the WorkGoal</li> <li>• Archived: archived state for the WorkGoal (for example, goals that no longer apply)</li> </ul>
TargetValue	<p><b>Type</b> double</p> <p><b>Properties</b> Create, Filter, Nillable, Sort, Update</p> <p><b>Description</b> The target value of the WorkGoal. Applies only to WorkGoal objects of <code>Type: Metric</code>.</p>
Type	<p><b>Type</b> picklist</p> <p><b>Properties</b> Create, Defaulted on create, Filter, Group, Restricted picklist, Sort, Update</p> <p><b>Description</b> The type of the WorkGoal object, used to differentiate between the components of a goal. (This field is used to represent components of a goal such as its description and associated metrics.)</p> <p>Possible values:</p> <ul style="list-style-type: none"> <li>• Goal: a goal</li> <li>• Metric: a metric (typically associated with goals)</li> </ul>

Field Name	Details
	<ul style="list-style-type: none"> <li>Objective: an objective</li> <li>KeyResult: a key result (typically associated with objectives)</li> <li>V2Mom: a V2MOM (pilot feature)</li> <li>Vision: a vision (pilot feature — typically associated with V2MOM)</li> <li>Value: a value (pilot feature - typically associated with V2MOM)</li> <li>Method: a method (pilot feature - typically associated with V2MOM)</li> <li>Obstacle: an obstacle (pilot feature - typically associated with V2MOM)</li> <li>Measure: a measure (pilot feature - typically associated with a method)</li> </ul> <p> <b>Note:</b> Administrators can rename goals and metrics to objectives and key results, respectively. If this preference is enabled, use the <code>Type</code> <code>Objective</code> or <code>KeyResult</code>. Otherwise, use the default <code>Type</code> <code>Goal</code> or <code>KeyResult</code>.</p>
Weight	<p><b>Type</b> double</p> <p><b>Properties</b> Create, Filter, Nillable, Sort, Update</p> <p><b>Description</b> The weight of the goal or metric. The sum of the weights should equal 100%.</p>

## Associated Objects

This object has the following associated objects. Unless noted, they are available in the same API version as this object.

### WorkGoalFeed (API version 35.0)

Feed tracking is available for the object.

### WorkGoalHistory

History is available for tracked fields of the object.

### WorkGoalOwnerSharingRule

Sharing rules are available for the object.

### WorkGoalShare

Sharing is available for the object.

## WorkGoalCollaborator

Represents collaborators on a WorkGoal object. This doesn't include WorkGoal followers, which is handled by Chatter Feed Follow functionality. This object has been deprecated as of API version 35.0. Use the [Goal](#) object to query information about WDC goals.

## Supported Calls

`create()`, `delete()`, `describeLayout()`, `describeSObjects()`, `getDeleted()`, `getUpdated()`, `query()`, `retrieve()`, `undelete()`, `update()`, `upsert()`

## Fields

Field Name	Details
InvitationDate	<p><b>Type</b> date</p> <p><b>Properties</b> Create, Filter, Group, Nillable, Sort, Update</p> <p><b>Description</b> The date that a user was invited to become a collaborator (nill if the user was not invited).</p>
State	<p><b>Type</b> picklist</p> <p><b>Properties</b> Create, Defaulted on create, Filter, Group, Restricted picklist, Sort, Update</p> <p><b>Description</b> Indicates the state of the collaborating user. Whether the user has not responded, joined, or declined collaboration. The possible values are:</p> <ul style="list-style-type: none"> <li>• PendingResponse: a user who was invited to collaborate but hasn't joined or declined</li> <li>• Joined: a user who is collaborating on a goal (joined/commit)</li> <li>• Declined: a user who declined to collaborate on a goal</li> </ul>
UserId	<p><b>Type</b> reference</p> <p><b>Properties</b> Create, Filter, Group, Nillable, Sort, Update</p> <p><b>Description</b> The collaborating user.</p>
WorkGoalId	<p><b>Type</b> reference</p> <p><b>Properties</b> Create, Filter, Group, Sort</p> <p><b>Description</b> The WorkGoal object that this collaborator is a part of.</p>

## Associated Objects

This object has the following associated objects. Unless noted, they are available in the same API version as this object.

### [WorkGoalCollaboratorHistory](#)

History is available for tracked fields of the object.



# WorkGoalCollaboratorHistory

---

Represents the history of changes to the values in the fields in a WorkGoalCollaborator object. Access is read-only.



**Note:** This object has been deprecated as of API version 35.0. Use the [Goal](#) object to query information about WDC goals in API version 35.0 and later.

## Supported Calls

`describeSObjects()`, `getDeleted()`, `getUpdated()`, `query()`, `retrieve()`

## Fields

Field Name	Details
<code>DataType</code>	<p><b>Type</b> picklist</p> <p><b>Properties</b> Filter, Group, Nillable, Restricted picklist, Sort</p> <p><b>Description</b> Data type of the field that was changed.</p>
<code>Field</code>	<p><b>Type</b> picklist</p> <p><b>Properties</b> Filter, Group, Restricted picklist, Sort</p> <p><b>Description</b> Name of the standard or custom field.</p>
<code>NewValue</code>	<p><b>Type</b> anyType</p> <p><b>Properties</b> Nillable, Sort</p> <p><b>Description</b> New value of the modified field.</p>
<code>OldValue</code>	<p><b>Type</b> anyType</p> <p><b>Properties</b> Nillable, Sort</p> <p><b>Description</b> Previous value of the modified field.</p>

Field Name	Details
WorkGoalCollaboratorId	<p><b>Type</b> reference</p> <p><b>Properties</b> Filter, Group, Sort</p> <p><b>Description</b> ID of the WorkGoalCollaborator object that is associated with this history entry.</p>

## WorkGoalHistory

Represents the history of changes to the values in the fields of a WorkGoal. Access is read-only. This object has been deprecated as of API version 35.0. Use the GoalHistory object to query historical information for WDC goals.

## Supported Calls

`describeSObjects()`, `getDeleted()`, `getUpdated()`, `query()`, `retrieve()`

## Fields

Field Name	Details
Field	<p><b>Type</b> picklist</p> <p><b>Properties</b> Filter, Group, Restricted picklist, Sort</p> <p><b>Description</b> The name of the field that was changed.</p>
NewValue	<p><b>Type</b> Any Type</p> <p><b>Properties</b> Nillable, Sort</p> <p><b>Description</b> The new value of the field that was changed.</p>
OldValue	<p><b>Type</b> Any Type</p> <p><b>Properties</b> Nillable, Sort</p>

Field Name	Details
	<p><b>Description</b></p> <p>The latest value of the field before it was changed.</p>
WorkGoalId	<p><b>Type</b></p> <p>reference</p> <p><b>Properties</b></p> <p>Filter, Group, Sort</p> <p><b>Description</b></p> <p>ID of the Goal. Label is Goal ID.</p>

## WorkGoalLink

Represents the relationship between two goals (many to many relationship). This object has been deprecated as of API version 35.0. Use the [GoalLink](#) object to query information about the relationship between two WDC goals.

## Supported Calls

`create()`, `delete()`, `describeLayout()`, `describeSObjects()`, `getDeleted()`, `getUpdated()`, `query()`, `retrieve()`, `undelete()`, `update()`, `upsert()`

## Fields

Field Name	Details
IsActive	<p><b>Type</b></p> <p>boolean</p> <p><b>Properties</b></p> <p>Create, Defaulted on create, Filter, Group, Sort, Update</p> <p><b>Description</b></p> <p>Whether the WorkGoalLink is active (<code>true</code>) or not (<code>false</code>)</p>
LinkType	<p><b>Type</b></p> <p>picklist</p> <p><b>Properties</b></p> <p>Create, Filter, Group, Restricted picklist, Sort, Update</p> <p><b>Description</b></p> <p>The type of link</p>
Name	<p><b>Type</b></p> <p>string</p>

Field Name	Details
	<p><b>Properties</b> Autonumber, Defaulted on create, Filter, idLookup, Sort</p> <p><b>Description</b> The auto-generated name of the goal link</p>
SourceGoalId	<p><b>Type</b> reference</p> <p><b>Properties</b> Create, Filter, Group, Sort, Update</p> <p><b>Description</b> The ID of the source WorkGoal object</p>
TargetGoalId	<p><b>Type</b> reference</p> <p><b>Properties</b> Create, Filter, Group, Sort, Update</p> <p><b>Description</b> The ID of the target WorkGoal object</p>

## WorkGoalShare

Represents a sharing entry on a WorkGoal object. This object has been deprecated as of API version 35.0. Use the GoalShare object to query information about sharing for WDC goals.

## Supported Calls

`create()`, `delete()`, `describeObjects()`, `query()`, `retrieve()`, `update()`, `upsert()`

## Fields

The properties available for some fields depend on the default organization-wide sharing settings. The properties listed are true for the default settings of such fields.

Field Name	Details
AccessLevel	<p><b>Type</b> picklist</p> <p><b>Properties</b> Create, Filter, Group, Restricted picklist, Sort, Update</p> <p><b>Description</b> The user's or group's level of access to the goal. The possible values are:</p>

Field Name	Details
	<ul style="list-style-type: none"> <li>• Read</li> <li>• Edit</li> <li>• All: This value is not valid when you create, update, or delete records</li> </ul> <p>This field must be set to an access level that is higher than the organization's default access level for goals.</p>
ParentId	<p><b>Type</b> reference</p> <p><b>Properties</b> Create, Filter, Group, Sort</p> <p><b>Description</b> ID of the WorkGoal object that is associated with this sharing entry.</p>
RowCause	<p><b>Type</b> picklist</p> <p><b>Properties</b> Filter, Group, Restricted picklist, Sort</p> <p><b>Description</b> Reason that this sharing entry exists. Read-only. You can create a value for this field in API versions 32.0 and later with the correct organization-wide sharing settings.</p> <p>Valid values include:</p> <ul style="list-style-type: none"> <li>• Owner: User is the owner of the WorkGoal or is in a user role above the WorkGoal owner in the role hierarchy.</li> <li>• Manual: User or group has access, because a user with "All" access manually shared the WorkGoal with the user or group.</li> <li>• Rule: User or group has access via a WorkGoal sharing rule.</li> </ul>
UserOrGroupId	<p><b>Type</b> reference</p> <p><b>Properties</b> Create, Filter, Group, Sort</p> <p><b>Description</b> ID of the user or group that was given access to the goal. This field can't be updated.</p>

## WorkOrder

Represents field service work to be performed for a customer. This object is available in API version 36.0 and later.

## Supported Calls

`create()`, `delete()`, `describeLayout()`, `describeSObjects()`, `getDeleted()`, `getUpdated()`, `query()`, `retrieve()`, `search()`, `undelete()`, `update()`, `upsert()`


## Special Access Rules

Work orders or Field Service Lightning must be enabled.




## Fields


Field Name	Details
AccountId	<p><b>Type</b> reference</p> <p><b>Properties</b> Create, Filter, Group, Nillable, Sort, Update</p> <p><b>Description</b> The account associated with the work order.</p>
Address	<p><b>Type</b> address</p> <p><b>Properties</b> Filter, Nillable</p> <p><b>Description</b> The compound form of the address where the work order is completed.</p>
AssetId	<p><b>Type</b> reference</p> <p><b>Properties</b> Create, Filter, Group, Nillable, Sort, Update</p> <p><b>Description</b> The asset associated with the work order.</p>
BusinessHoursId	<p><b>Type</b> reference</p> <p><b>Properties</b> Create, Filter, Group, Nillable, Sort, Update</p> <p><b>Description</b> The business hours associated with the work order.</p>
CaseId	<p><b>Type</b> reference</p>


Field Name	Details
	<p><b>Properties</b> Create, Filter, Group, Nillable, Sort, Update</p> <p><b>Description</b> The case associated with the work order.</p>
City	<p><b>Type</b> string</p> <p><b>Properties</b> Create, Filter, Group, Nillable, Sort, Update</p> <p><b>Description</b> The city where the work order is completed. Maximum length is 40 characters.</p>
ContactId	<p><b>Type</b> reference</p> <p><b>Properties</b> Create, Filter, Group, Nillable, Sort, Update</p> <p><b>Description</b> The contact associated with the work order.</p>
Country	<p><b>Type</b> string</p> <p><b>Properties</b> Create, Filter, Group, Nillable, Sort, Update</p> <p><b>Description</b> The country where the work order is completed. Maximum length is 80 characters.</p>
CurrencyIsoCode	<p><b>Type</b> picklist</p> <p><b>Properties</b> Create, Defaulted on create, Filter, Group, Nillable, Restricted picklist, Sort, Update</p> <p><b>Description</b> Available only for orgs with the multicurrency feature enabled. Contains the ISO code for any currency allowed by the organization. The label in the user interface is <code>Currency ISO Code</code>.</p>
Description	<p><b>Type</b> textarea</p> <p><b>Properties</b> Create, Nillable, Update</p> <p><b>Description</b> The description of the work order. Try to include the steps needed to change the work order's status to Completed.</p>


Field Name	Details
Discount	<p><b>Type</b> percent</p> <p><b>Properties</b> Filter, Nillable, Sort</p> <p><b>Description</b> Read only. The weighted average of the discounts on all line items in the work order. It can be any positive number up to 100.</p>
Duration	<p><b>Type</b> double</p> <p><b>Properties</b> Create, Filter, Nillable, Sort, Update</p> <p><b>Description</b> The estimated time required to complete the work order. Specify the duration unit in the <code>Duration Type</code> field.</p> <p> <b>Note:</b> Work order duration and work order line item duration are independent of each other. If you want work order duration to automatically show the sum of the work order line items' duration, replace the <code>Duration</code> field on work orders with a custom roll-up summary field.</p>
DurationType	<p><b>Type</b> picklist</p> <p><b>Properties</b> Create, Defaulted on create, Filter, Group, Nillable, Restricted picklist, Sort, Update</p> <p><b>Description</b> The unit of the duration: Minutes or Hours.</p>
EndDate	<p><b>Type</b> dateTime</p> <p><b>Properties</b> Create, Filter, Nillable, Sort, Update</p> <p><b>Description</b> The date when the work order is completed. This field is blank unless you set up an Apex trigger or quick action to populate it. For example, you can create a quick action that sets the <code>EndDate</code> to 365 days after the <code>StartDate</code>.</p>
EntitlementId	<p><b>Type</b> reference</p> <p><b>Properties</b> Create, Filter, Group, Nillable, Sort, Update</p> <p><b>Description</b> The entitlement associated with the work order.</p>




Field Name	Details
GeocodeAccuracy	<p><b>Type</b> picklist</p> <p><b>Properties</b> Create, Filter, Group, Nillable, Restricted picklist, Sort, Update</p> <p><b>Description</b> Accuracy level of the geocode for the address. See <a href="#">Compound Field Considerations and Limitations</a> for details on geolocation compound fields.</p> <p> <b>Note:</b> This field is available in the API only.</p>
GrandTotal	<p><b>Type</b> currency</p> <p><b>Properties</b> Filter, Nillable, Sort</p> <p><b>Description</b> Read only. The total price of the work order with tax added.</p>
IsClosed	<p><b>Type</b> boolean</p> <p><b>Properties</b> Group, Defaulted on create, Filter, Sort</p> <p><b>Description</b> Indicates whether the work order is closed (<code>true</code>) or open (<code>false</code>).</p> <p> <b>Tip:</b> Use this field to report on closed versus open work orders.</p>
IsGeneratedFromMaintenancePlan	<p><b>Type</b> boolean</p> <p><b>Properties</b> Group, Defaulted on create, Filter, Sort</p> <p><b>Description</b> (Read Only) Indicates that the work order was generated from a maintenance plan (<code>true</code>), rather than manually created (<code>false</code>).</p> <p> <b>Note:</b> This option is deselected for work orders that were generated from maintenance plans before Summer '18.</p>
IsStopped	<p><b>Type</b> boolean</p> <p><b>Properties</b> Group, Defaulted on create, Create, Filter, Sort, Update</p>

Field Name	Details
	<p><b>Description</b></p> <p>Indicates whether a milestone is paused (<code>true</code>) or counting down (<code>false</code>). This field is available only if <b>Enable stopped time and actual elapsed time</b> is selected on the Entitlement Settings page.</p>
LastReferencedDate	<p><b>Type</b></p> <p>dateTime</p> <p><b>Properties</b></p> <p>Filter, Nillable, Sort</p> <p><b>Description</b></p> <p>The date when the work order was last modified. Its label in the user interface is <code>Last Modified Date</code>.</p>
LastViewedDate	<p><b>Type</b></p> <p>dateTime</p> <p><b>Properties</b></p> <p>Filter, Nillable, Sort</p> <p><b>Description</b></p> <p>The date when the work order was last viewed.</p>
Latitude	<p><b>Type</b></p> <p>double</p> <p><b>Properties</b></p> <p>Create, Filter, Nillable, Sort, Update</p> <p><b>Description</b></p> <p>Used with Longitude to specify the precise geolocation of the address where the work order is completed. Acceptable values are numbers between <math>-90</math> and <math>90</math> with up to 15 decimal places. See <a href="#">Compound Field Considerations and Limitations</a> for details on geolocation compound fields.</p> <p> <b>Note:</b> This field is available in the API only.</p>
LineItemCount	<p><b>Type</b></p> <p>int</p> <p><b>Properties</b></p> <p>Filter, Group, Nillable, Sort</p> <p><b>Description</b></p> <p>The number of work order line items in the work order. Its label in the user interface is <code>Line Items</code>.</p>
LocationId	<p><b>Type</b></p> <p>reference</p>

Field Name	Details
	<p><b>Properties</b> Create, Filter, Group, Nillable, Sort, Update</p> <p><b>Description</b> The location associated with the work order. For example, a work site.</p>
Longitude	<p><b>Type</b> double</p> <p><b>Properties</b> Create, Filter, Nillable, Sort, Update</p> <p><b>Description</b> Used with Latitude to specify the precise geolocation of the address where the work order is completed. Acceptable values are numbers between -180 and 180 with up to 15 decimal places. See <a href="#">Compound Field Considerations and Limitations</a> for details on geolocation compound fields.</p> <p> <b>Note:</b> This field is available in the API only.</p>
MaintenancePlanId	<p><b>Type</b> reference</p> <p><b>Properties</b> Create, Filter, Group, Nillable, Sort, Update</p> <p><b>Description</b> The maintenance plan associated with the work order. When the work order is auto-generated from a maintenance plan, this field automatically lists the related plan.</p>
MilestoneStatus	<p><b>Type</b> string</p> <p><b>Properties</b> Group, Nillable, Sort</p> <p><b>Description</b> Indicates the status of a milestone. This field is visible if an entitlement process is applied to a work order.</p>
MinimumCrewSize	<p><b>Type</b> int</p> <p><b>Properties</b> Create, Filter, Group, Nillable, Sort, Update</p> <p><b>Description</b> The minimum crew size allowed for a crew assigned to the work order.  If you're not using the Field Service Lightning managed package, this field serves as a suggestion rather than a rule. If you are using the managed package, the</p>

Field Name	Details
	scheduling optimizer counts the number of service crew members on a service crew to determine whether it fits a work order's minimum crew size requirement.
OwnerId	<p><b>Type</b> reference</p> <p><b>Properties</b> Create, Defaulted on create, Filter, Group, Sort, Update</p> <p><b>Description</b> The work order's assigned owner.</p>
ParentWorkOrderId	<p><b>Type</b> reference</p> <p><b>Properties</b> Create, Filter, Group, Nillable, Sort, Update</p> <p><b>Description</b> The work order's parent work order, if it has one.</p> <p> <b>Tip:</b> Create a custom report to view a work order's child work orders.</p>
PostalCode	<p><b>Type</b> string</p> <p><b>Properties</b> Create, Filter, Group, Nillable, Sort, Update</p> <p><b>Description</b> The postal code where the work order is completed. Maximum length is 20 characters.</p>
Pricebook2Id	<p><b>Type</b> reference</p> <p><b>Properties</b> Create, Filter, Group, Nillable, Sort, Update</p> <p><b>Description</b> The price book associated with the work order. Adding a price book to the work order lets you assign different price book entries to the work order's line items. This is only available if Product2 is enabled.</p>
Priority	<p><b>Type</b> picklist</p> <p><b>Properties</b> Create, Defaulted on create, Filter, Group, Nillable, Sort, Update</p> <p><b>Description</b> The priority of the work order. The picklist includes the following values, which can be customized:</p>

Field Name	Details
	<ul style="list-style-type: none"> <li>• Low</li> <li>• Medium</li> <li>• High</li> <li>• Critical</li> </ul>
RecommendedCrewSize	<p><b>Type</b> int</p> <p><b>Properties</b> Create, Filter, Group, Nillable, Sort, Update</p> <p><b>Description</b> The recommended number of people on the service crew assigned to the work order. For example, you might have a Minimum Crew Size of 2 and a Recommended Crew Size of 3.</p>
ReturnOrder	<p><b>Type</b> reference</p> <p><b>Properties</b> Filter, Group, Nillable, Sort</p> <p><b>Description</b> The return order associated with the work order.</p>
ReturnOrderLineItem	<p><b>Type</b> reference</p> <p><b>Properties</b> Create, Filter, Group, Nillable, Sort, Update</p> <p><b>Description</b> The return order line item associated with the work order.</p>
RootWorkOrderId	<p><b>Type</b> reference</p> <p><b>Properties</b> Filter, Group, Nillable, Sort</p> <p><b>Description</b> (Read only) The top-level work order in a work order hierarchy. Depending on where a work order lies in the hierarchy, its root could be the same as its parent.</p> <p> <b>Note:</b> View a work order's child work order in the Child Work Orders related list.</p>
ServiceAppointmentCount	<p><b>Type</b> int</p> <p><b>Properties</b> Filter, Group, Nillable, Sort</p>

Field Name	Details
	<p><b>Description</b> The number of service appointments on the work order.</p>
ServiceContractId	<p><b>Type</b> reference</p> <p><b>Properties</b> Create, Filter, Group, Nillable, Sort, Update</p> <p><b>Description</b> The service contract associated with the work order.</p>
ServiceReportLanguage	<p><b>Type</b> picklist</p> <p><b>Properties</b> Create, Filter, Group, Nillable, Sort, Update, Restricted picklist</p> <p><b>Description</b> The language used for all service reports and service report previews created for the work order, its service appointments, and its work order line items and their service appointments. If the field is blank, service reports are generated in the default language in Salesforce of the person creating the report.</p> <p>To appear as an option in the ServiceReportLanguage field, a language must be set up in Translation Workbench or be one of Salesforce's 18 <a href="#">fully supported languages</a>. Rich text fields and service report section names aren't translated.</p>
ServiceReportTemplateId	<p><b>Type</b> reference</p> <p><b>Properties</b> Create, Filter, Group, Nillable, Sort, Update</p> <p><b>Description</b> The service report template that the work order uses. If you don't specify a service report template on a work order, it uses the service report template listed on its work type. If the work type doesn't list a template or no work type is specified, the work order uses the default service report template.</p>
ServiceTerritoryId	<p><b>Type</b> reference</p> <p><b>Properties</b> Create, Filter, Group, Nillable, Sort, Update</p> <p><b>Description</b> The service territory where the work order is taking place.</p>
SlaExitDate	<p><b>Type</b> dateTime</p>

Field Name	Details
	<p><b>Properties</b> Filter, Nillable, Sort</p> <p><b>Description</b> The time that the work order exits the entitlement process.</p>
SlaStartDate	<p><b>Type</b> dateTime</p> <p><b>Properties</b> Create, Filter, Nillable, Update, Sort</p> <p><b>Description</b> The time that the work order enters the entitlement process. You can update or reset the time if you have "Edit" permission on work orders.</p>
StartDate	<p><b>Type</b> dateTime</p> <p><b>Properties</b> Create, Filter, Nillable, Sort, Update</p> <p><b>Description</b> The date when the work order goes into effect. This field is blank unless you set up an Apex trigger or quick action to populate it. For example, you can create a quick action that sets the StartDate to the date when the Status changes to In Progress.</p>
State	<p><b>Type</b> string</p> <p><b>Properties</b> Create, Filter, Group, Nillable, Sort, Update</p> <p><b>Description</b> The state where the work order is completed. Maximum length is 80 characters.</p>
Status	<p><b>Type</b> picklist</p> <p><b>Properties</b> Create, Defaulted on create, Filter, Group, Nillable, Sort, Update</p> <p><b>Description</b> The status of the work order. The picklist includes the following values, which can be customized:</p> <ul style="list-style-type: none"> <li>• <i>New</i>—Work order was created, but there hasn't yet been any activity.</li> <li>• <i>In Progress</i>—Work has begun.</li> <li>• <i>On Hold</i>—Work is paused.</li> <li>• <i>Completed</i>—Work is complete.</li> </ul>

Field Name	Details
	<ul style="list-style-type: none"> <li>• <i>Cannot Complete</i>—Work could not be completed.</li> <li>• <i>Closed</i>—All work and associated activity is complete.</li> <li>• <i>Canceled</i>—Work is canceled, typically before any work began.</li> </ul> <p>Changing a work order's status does not affect the status of its work order line items or associated service appointments.</p>
StatusCategory	<p><b>Type</b> picklist</p> <p><b>Properties</b> Defaulted on create, Filter, Group, Nillable, Restricted picklist, Sort</p> <p><b>Description</b> The category that each <code>Status</code> value falls into. The <code>Status Category</code> field has eight default values: seven values which are identical to the default <code>Status</code> values, and a <code>None</code> value for statuses without a status category.</p> <p>If you create custom <code>Status</code> values, you must indicate which category it belongs to. For example, if you create a <i>Waiting for Response</i> value, you may decide that it belongs in the <i>On Hold</i> category. To learn which processes reference <code>StatusCategory</code>, see <a href="#">How are Status Categories Used?</a></p>
StopStartDate	<p><b>Type</b> dateTime</p> <p><b>Properties</b> Filter, Nillable, Sort</p> <p><b>Description</b> Indicates when the milestone was paused. The label in the user interface is <code>Stopped Since</code>.</p>
Street	<p><b>Type</b> textarea</p> <p><b>Properties</b> Create, Filter, Group, Nillable, Sort, Update</p> <p><b>Description</b> The street number and name where the work order is completed.</p>
Subject	<p><b>Type</b> string</p> <p><b>Properties</b> Create, Filter, Group, Nillable, Sort, Update</p> <p><b>Description</b> The subject of the work order. Try to describe the nature and purpose of the job to be completed. For example, "Annual On-Site Well Maintenance." Maximum length is 255 characters.</p>



Field Name	Details
Subtotal	<p><b>Type</b> currency</p> <p><b>Properties</b> Filter, Nillable, Sort</p> <p><b>Description</b> Read only. The total of the work order line items' subtotals before discounts and taxes are applied.</p>
SuggestedMaintenanceDate	<p><b>Type</b> date</p> <p><b>Properties</b> Create, Filter, Group, Nillable, Sort, Update</p> <p><b>Description</b> The suggested date that the work order is completed. When the work order is auto-generated from a maintenance plan, this field is automatically populated based on the maintenance plan's settings.</p>
Tax	<p><b>Type</b> currency</p> <p><b>Properties</b> Create, Filter, Nillable, Sort, Update</p> <p><b>Description</b> The total tax on the work order. You can enter a number with or without the currency symbol and use up to two decimal places. For example, in a work order whose total price is \$100, enter \$10 to apply a 10% tax.</p>
TotalPrice	<p><b>Type</b> currency</p> <p><b>Properties</b> Filter, Nillable, Sort</p> <p><b>Description</b> Read only. The total of the work order line items' prices. This value has discounts applied but not tax.</p>
WorkOrderNumber	<p><b>Type</b> string</p> <p><b>Properties</b> Autonumber, Defaulted on create, Filter, idLookup, Sort</p> <p><b>Description</b> An eight-digit, auto-generated number that identifies the work order.</p>

Field Name	Details
WorkTypeId	<p><b>Type</b> reference</p> <p><b>Properties</b> Create, Filter, Group, Nillable, Sort, Update</p> <p><b>Description</b> The work type associated with the work order. When a work type is selected, the work order automatically inherits the work type's <code>Duration</code>, <code>DurationType</code>, and required skills.</p>

## Associated Objects

This object has the following associated objects. Unless noted, they are available in the same API version as this object.

### WorkOrderFeed

Feed tracking is available for the object.

### WorkOrderHistory

History is available for tracked fields of the object.

### WorkOrderOwnerSharingRule

Sharing rules are available for the object.

### WorkOrderShare

Sharing is available for the object.

## WorkOrderHistory

Represents the history of changes made to tracked fields on a work order. This object is available in API version 36.0 and later.

## Supported Calls

`describeSObjects()`, `getDeleted()`, `getUpdated()`, `query()`, `retrieve()`

## Special Access Rules

Work orders or Field Service Lightning must be enabled in your organization, and field tracking for work order fields must be configured.

## Fields

Field Name	Details
DataType	<p><b>Type</b> picklist</p> <p><b>Properties</b> Filter, Group, Nillable, Restricted picklist, Sort</p>

Field Name	Details
	<p><b>Description</b> Data type of the field that was changed.</p>
Field	<p><b>Type</b> picklist</p> <p><b>Properties</b> Filter, Group, Restricted picklist, Sort</p> <p><b>Description</b> The name of the field that was changed.</p>
NewValue	<p><b>Type</b> anyType</p> <p><b>Properties</b> Nillable, Sort</p> <p><b>Description</b> The new value of the field that was changed.</p>
OldValue	<p><b>Type</b> anyType</p> <p><b>Properties</b> Nillable, Sort</p> <p><b>Description</b> The value of the field before it was changed.</p>
WorkOrderId	<p><b>Type</b> reference</p> <p><b>Properties</b> Filter, Group, Sort</p> <p><b>Description</b> ID of the work order being tracked. The history is displayed on the detail page for this record.</p>

## WorkOrderLineItem

Represents a subtask on a work order in field service. This object is available in API version 36.0 and later.

### Supported Calls


`create()`, `delete()`, `describeLayout()`, `describeSObjects()`, `getDeleted()`, `getUpdated()`, `query()`, `retrieve()`, `search()`, `undelete()`, `update()`, `upsert()`



## Special Access Rules


Work orders or Field Service Lightning must be enabled.


## Fields

Field Name	Details
Address	<p><b>Type</b> address</p> <p><b>Properties</b> Filter, Nillable</p> <p><b>Description</b> The compound form of the address where the line item is completed.</p>
AssetId	<p><b>Type</b> reference</p> <p><b>Properties</b> Create, Filter, Group, Nillable, Sort, Update</p> <p><b>Description</b> The asset associated with the work order line item. The asset is not automatically inherited from the parent work order.</p>
City	<p><b>Type</b> string</p> <p><b>Properties</b> Create, Filter, Group, Nillable, Sort, Update</p> <p><b>Description</b> The city where the line item is completed. Maximum length is 40 characters.</p>
Country	<p><b>Type</b> string</p> <p><b>Properties</b> Create, Filter, Group, Nillable, Sort, Update</p> <p><b>Description</b> The country where the line item is completed. Maximum length is 80 characters.</p>
CurrencyIsoCode	<p><b>Type</b> picklist</p> <p><b>Properties</b> Create, Defaulted on create, Filter, Group, Nillable, Restricted picklist, Sort, Update</p>


Field Name	Details
	<p><b>Description</b> Available only for orgs with the multicurrency feature enabled. Contains the ISO code for any currency allowed by the organization. The label in the user interface is <code>Currency ISO Code</code>.</p>
Description	<p><b>Type</b> textarea</p> <p><b>Properties</b> Create, Nillable, Update</p> <p><b>Description</b> The description of the work order line item. Try to describe the steps needed to mark the line item Completed.</p>
Discount	<p><b>Type</b> percent</p> <p><b>Properties</b> Create, Filter, Nillable, Sort, Update</p> <p><b>Description</b> The percent discount to apply to the line item. You can enter a number with or without the percent symbol, and you can use up to two decimal places.</p>
Duration	<p><b>Type</b> double</p> <p><b>Properties</b> Create, Filter, Nillable, Sort, Update</p> <p><b>Description</b> The estimated time required to complete the line item. Specify the duration unit in the <code>Duration Type</code> field.</p> <p> <b>Note:</b> Work order duration and work order line item duration are independent of each other. If you want work order duration to automatically show the sum of the work order line items' duration, replace the Duration field on work orders with a custom roll-up summary field.</p>
DurationType	<p><b>Type</b> picklist</p> <p><b>Properties</b> Create, Defaulted on create, Filter, Group, Nillable, Restricted picklist, Sort, Update</p> <p><b>Description</b> The unit of the duration: Minutes or Hours.</p>
EndDate	<p><b>Type</b> dateTime</p>


Field Name	Details
	<p><b>Properties</b> Create, Filter, Nillable, Sort, Update</p> <p><b>Description</b> The date on which the line item is completed. This field is blank unless you set up an Apex trigger or quick action to populate it. For example, you can create a quick action that sets the EndDate to 365 days after the StartDate.</p>
GeocodeAccuracy	<p><b>Type</b> picklist</p> <p><b>Properties</b> Create, Filter, Group, Nillable, Restricted picklist, Sort, Update</p> <p><b>Description</b> The level of accuracy of a location's geographical coordinates compared with its physical address. Usually provided by a geocoding service based on the address's latitude and longitude coordinates.</p> <p> <b>Note:</b> This field is available in the API only.</p>
IsClosed	<p><b>Type</b> boolean</p> <p><b>Properties</b> Defaulted on create, Filter, Group, Sort</p> <p><b>Description</b> Indicates whether the line item has been closed. Changing the line item's status to <code>Closed</code> causes this checkbox to be selected in the user interface (sets <code>IsClosed</code> to <code>true</code>).</p> <p> <b>Tip:</b> Use this field to report on closed versus open work order line items.</p>
IsGeneratedFromMaintenancePlan	<p><b>Type</b> boolean</p> <p><b>Properties</b> Defaulted on create, Filter, Group, Sort</p> <p><b>Description</b> Identifies whether the work order line item is generated from a maintenance plan.</p>
LastReferencedDate	<p><b>Type</b> dateTime</p> <p><b>Properties</b> Filter, Nillable, Sort</p>

Field Name	Details
	<p><b>Description</b></p> <p>The date when the line item was last modified. Its label in the user interface is <code>Last Modified Date</code>.</p>
<code>LastViewedDate</code>	<p><b>Type</b></p> <p><code>dateTime</code></p> <p><b>Properties</b></p> <p>Filter, Nillable, Sort</p> <p><b>Description</b></p> <p>The date when the line item was last viewed.</p>
<code>Latitude</code>	<p><b>Type</b></p> <p><code>double</code></p> <p><b>Properties</b></p> <p>Create, Filter, Nillable, Sort, Update</p> <p><b>Description</b></p> <p>Used with <code>Longitude</code> to specify the precise geolocation of the address where the line item is completed. Acceptable values are numbers between <code>-90</code> and <code>90</code> with up to 15 decimal places.</p> <p> <b>Note:</b> This field is available in the API only.</p>
<code>LineItemNumber</code>	<p><b>Type</b></p> <p><code>string</code></p> <p><b>Properties</b></p> <p>Autonumber, Defaulted on create, Filter, idLookup, Sort</p> <p><b>Description</b></p> <p>An auto-generated number that identifies the work order line item. Each work order's line items start at 1.</p>
<code>ListPrice</code>	<p><b>Type</b></p> <p><code>currency</code></p> <p><b>Properties</b></p> <p>Filter, Nillable, Sort</p> <p><b>Description</b></p> <p>The price of the line item (product) as listed in its corresponding price book entry. If a price book entry isn't specified, the list price defaults to zero.</p>
<code>Location</code>	<p><b>Type</b></p> <p><code>reference</code></p> <p><b>Properties</b></p> <p>Create, Filter, Group, Nillable, Sort, Update</p>

Field Name	Details
	<p><b>Description</b></p> <p>A location associated with the work order line item. For example, a work site.</p>
Longitude	<p><b>Type</b></p> <p>double</p> <p><b>Properties</b></p> <p>Create, Filter, Nillable, Sort, Update</p> <p><b>Description</b></p> <p>Used with <code>Latitude</code> to specify the precise geolocation of the address where the line item is completed. Acceptable values are numbers between <code>-180</code> and <code>180</code> with up to 15 decimal places.</p> <p> <b>Note:</b> This field is available in the API only.</p>
MaintenancePlanId	<p><b>Type</b></p> <p>reference</p> <p><b>Properties</b></p> <p>Create, Filter, Group, Nillable, Sort, Update</p> <p><b>Description</b></p> <p>The maintenance plan associated with the work order line item.</p>
MinimumCrewSize	<p><b>Type</b></p> <p>int</p> <p><b>Properties</b></p> <p>Create, Filter, Group, Nillable, Sort, Update</p> <p><b>Description</b></p> <p>The minimum crew size allowed for a crew assigned to the line item.</p> <p>If you're not using the Field Service Lightning managed package, this field serves as a suggestion rather than a rule. If you are using the managed package, the scheduling optimizer counts the number of service crew members on a service crew to determine whether it fits a work order line item's minimum crew size requirement.</p>
OrderId	<p><b>Type</b></p> <p>reference</p> <p><b>Properties</b></p> <p>Create, Filter, Group, Nillable, Sort, Update</p> <p><b>Description</b></p> <p>The order associated with the line item. For example, you may need to order replacement parts before you can complete the line item.</p>



Field Name	Details
ParentWorkOrderLineItemId	<p><b>Type</b> reference</p> <p><b>Properties</b> Create, Filter, Group, Nillable, Sort, Update</p> <p><b>Description</b> The line item's parent work order line item, if it has one.</p> <p> <b>Tip:</b> Create a custom report to view a line item's child line items.</p>
PostalCode	<p><b>Type</b> string</p> <p><b>Properties</b> Create, Filter, Group, Nillable, Sort, Update</p> <p><b>Description</b> The postal code where the line item is completed. Maximum length is 20 characters.</p>
PricebookEntryId	<p><b>Type</b> reference</p> <p><b>Properties</b> Create, Filter, Group, Nillable, Sort, Update</p> <p><b>Description</b> The price book entry (product) associated with the line item. The label in the user interface is <code>Product</code>. This field's lookup search only returns products that are included in the work order's price book.</p>
Product2Id	<p><b>Type</b> reference</p> <p><b>Properties</b> Create, Filter, Group, Nillable, Sort, Update</p> <p><b>Description</b> (Read only) The product associated with the price book entry. This field is not available in the user interface. For best results, use the <code>PricebookEntryId</code> field in any custom code or layouts.</p>
Quantity	<p><b>Type</b> double</p> <p><b>Properties</b> Create, Filter, Nillable, Sort, Update</p> <p><b>Description</b> Number of units of the line item included in the associated work order.</p>

Field Name	Details
RecommendedCrewSize	<p><b>Type</b> int</p> <p><b>Properties</b> Create, Filter, Group, Nillable, Sort, Update</p> <p><b>Description</b> The recommended number of people on the service crew assigned to the line item. For example, you might have a Minimum Crew Size of 2 and a Recommended Crew Size of 3.</p>
ReturnOrderId	<p><b>Type</b> reference</p> <p><b>Properties</b> Filter, Group, Nillable, Sort</p> <p><b>Description</b> The return order associated with the work order line item.</p>
ReturnOrderLineItemId	<p><b>Type</b> reference</p> <p><b>Properties</b> Create, Filter, Group, Nillable, Sort, Update</p> <p><b>Description</b> The return order line item associated with the work order line item.</p>
RootWorkOrderLineItemId	<p><b>Type</b> reference</p> <p><b>Properties</b> Filter, Group, Nillable, Sort</p> <p><b>Description</b> (Read only) The top-level line item in a work order line item hierarchy. Depending on where a line item lies in the hierarchy, its root could be the same as its parent.</p> <p> <b>Note:</b> View a line item's child line items in the Child Work Order Line Items related list.</p>
ServiceAppointmentCount	<p><b>Type</b> int</p> <p><b>Properties</b> Filter, Group, Nillable, Sort</p> <p><b>Description</b> The number of service appointments on the work order line item.</p>
ServiceReportTemplateId	<p><b>Type</b> reference</p>

Field Name	Details
	<p><b>Properties</b> Create, Filter, Group, Nillable, Sort, Update</p> <p><b>Description</b> The service report template that the line item uses. If you don't specify a service report template on a work order line item, it uses the service report template listed on its work type. If the work type doesn't list a template or no work type is specified, the line item uses the default service report template.</p>
ServiceTerritoryId	<p><b>Type</b> reference</p> <p><b>Properties</b> Create, Filter, Group, Nillable, Sort, Update</p> <p><b>Description</b> The service territory where the line item is completed.</p>
StartDate	<p><b>Type</b> dateTime</p> <p><b>Properties</b> Create, Filter, Nillable, Sort, Update</p> <p><b>Description</b> The date on which the line item goes into effect. This field is blank unless you set up an Apex trigger or quick action to populate it. For example, you can create a quick action that sets the StartDate to the date when the Status changes to In Progress.</p>
State	<p><b>Type</b> string</p> <p><b>Properties</b> Create, Filter, Group, Nillable, Sort, Update</p> <p><b>Description</b> The state where the line item is completed. Maximum length is 80 characters.</p>
Status	<p><b>Type</b> picklist</p> <p><b>Properties</b> Create, Defaulted on create, Filter, Group, Nillable, Sort, Update</p> <p><b>Description</b> The status of the line item. The picklist includes the following values, which can be customized:</p> <ul style="list-style-type: none"> <li>• <b>New</b>—Line item was created, but there hasn't yet been any activity.</li> <li>• <b>In Progress</b>—Work has begun.</li> <li>• <b>On Hold</b>—Work is paused.</li> </ul>

Field Name	Details
	<ul style="list-style-type: none"> <li>Completed—Work is complete.</li> <li>Cannot Complete—Work could not be completed.</li> <li>Closed—All work and associated activity is complete.</li> <li>Canceled—Work is canceled, typically before any work began.</li> </ul>
StatusCategory	<p><b>Type</b> picklist</p> <p><b>Properties</b> Defaulted on create, Filter, Group, Nillable, Restricted picklist, Sort</p> <p><b>Description</b> The category that each <code>Status</code> value falls into. The <code>Status Category</code> field has eight default values: seven values which are identical to the default <code>Status</code> values, and a <code>None</code> value for statuses without a status category.</p> <p>If you create custom <code>Status</code> values, you must indicate which category it belongs to. For example, if you create a <i>Waiting for Response</i> value, you may decide that it belongs in the <i>On Hold</i> category. To learn which processes reference <code>StatusCategory</code>, see <a href="#">How are Status Categories Used?</a></p>
Street	<p><b>Type</b> textarea</p> <p><b>Properties</b> Create, Filter, Group, Nillable, Sort, Update</p> <p><b>Description</b> The street number and name where the line item is completed.</p>
Subject	<p><b>Type</b> string</p> <p><b>Properties</b> Create, Filter, Group, Nillable, Sort, Update</p> <p><b>Description</b> A word or phrase describing the line item.</p>
Subtotal	<p><b>Type</b> currency</p> <p><b>Properties</b> Filter, Nillable, Sort</p> <p><b>Description</b> (Read only) The line item's unit price multiplied by the quantity.</p>
SuggestedMaintenanceDate	<p><b>Type</b> dateTime</p>

Field Name	Details
	<p><b>Properties</b> Create, Filter, Nillable, Sort, Update</p> <p><b>Description</b> Date when maintenance work is planned.</p>
TotalPrice	<p><b>Type</b> currency</p> <p><b>Properties</b> Filter, Nillable, Sort</p> <p><b>Description</b> Read only. The line item's subtotal with discounts applied.</p>
UnitPrice	<p><b>Type</b> currency</p> <p><b>Properties</b> Create, Filter, Nillable, Sort, Update</p> <p><b>Description</b> Initially, the unit price for a work order line item is the line item's list price from the price book, but you can change it.</p>
WorkOrderId	<p><b>Type</b> reference</p> <p><b>Properties</b> Create, Filter, Group, Sort</p> <p><b>Description</b> The line item's parent work order. Because work order line items must be associated with a work order, this is a required field.</p>
WorkTypeId	<p><b>Type</b> reference</p> <p><b>Properties</b> Create, Filter, Group, Nillable, Sort, Update</p> <p><b>Description</b> The work type associated with the line item. When a work type is selected, the line item automatically inherits the work type's Duration, Duration Type, and required skills.</p>

## Usage

A work order line item is a child record of a work order. It represents a specific subtask on a work order.

For example, suppose a customer purchased a truck from you. The truck is represented as an asset in your Salesforce org. After some time, the truck needs both headlight bulbs replaced. Here's one way that you can use work orders and work order line items to track the repair.

1. Create a work order named "Replace Headlight Bulbs" from the asset record detail page.
2. Add three work order line items to the work order: "Replace Left Headlight Bulb," "Replace Right Headlight Bulb," and "Test Headlights."
3. Assign the work order to a technician via a queue.
4. As the technician completes each line item, he or she marks the item `Completed`.
5. When all the line items are complete, the technician marks the work order `Completed`.

## Associated Objects

This object has the following associated objects. Unless noted, they are available in the same API version as this object.

### [WorkOrderLineItemFeed](#)

Feed tracking is available for the object.

### [WorkOrderLineItemHistory](#)

History is available for tracked fields of the object.

## WorkOrderLineItemHistory

---

Represents the history of changes made to tracked fields on a work order line item. This object is available in API version 36.0 and later.

## Supported Calls

`describeSObjects()`, `getDeleted()`, `getUpdated()`, `query()`, `retrieve()`

## Special Access Rules

Work orders or Field Service Lightning must be enabled in your organization, and field tracking for work order line item fields must be configured.

## Fields

Field Name	Details
<code>DataType</code>	<p><b>Type</b> picklist</p> <p><b>Properties</b> Filter, Group, Nillable, Restricted picklist, Sort</p> <p><b>Description</b> Data type of the field that was changed.</p>
<code>Field</code>	<p><b>Type</b> picklist</p>

Field Name	Details
	<p><b>Properties</b> Filter, Group, Restricted picklist, Sort</p> <p><b>Description</b> The name of the field that was changed.</p>
NewValue	<p><b>Type</b> anyType</p> <p><b>Properties</b> Nillable, Sort</p> <p><b>Description</b> The new value of the field that was changed.</p>
OldValue	<p><b>Type</b> anyType</p> <p><b>Properties</b> Nillable, Sort</p> <p><b>Description</b> The value of the field before it was changed.</p>
WorkOrderLineItemId	<p><b>Type</b> reference</p> <p><b>Properties</b> Filter, Group, Sort</p> <p><b>Description</b> ID of the work order line item being tracked. The history is displayed on the detail page for this record.</p>

## WorkOrderLineItemStatus

---

Represents a possible status of a work order line item in field service.

### Supported Calls

`describeSObjects()`, `query()`, `retrieve()`

### Special Access Rules

Field Service Lightning must be enabled.

## Fields

Field Name	Details
ApiName	<p><b>Type</b> string</p> <p><b>Properties</b> Filter, Group, idLookup, Sort</p> <p><b>Description</b> The API name of the status value.</p>
IsDefault	<p><b>Type</b> boolean</p> <p><b>Properties</b> Defaulted on create, Filter, Group, Sort</p> <p><b>Description</b> Indicates that the status value is the default status on work orders. Only one status value can be the default.</p>
MasterLabel	<p><b>Type</b> string</p> <p><b>Properties</b> Filter, Group, Nillable, Sort</p> <p><b>Description</b> The label for the picklist value that appears in the UI.</p>
SortOrder	<p><b>Type</b> int</p> <p><b>Properties</b> Filter, Group, Nillable, Sort</p> <p><b>Description</b> The value's position in the drop-down list of values in the UI.</p>
StatusCode	<p><b>Type</b> picklist</p> <p><b>Properties</b> Defaulted on create, Filter, Group, Nillable, Restricted picklist, Sort</p> <p><b>Description</b> The status category that the value corresponds to. The Status Category field has seven values which are identical to the default Status values.</p>




## Usage

The Status field on work order line items comes with the following values:

- New—Line item was created, but there hasn't yet been any activity.
- In Progress—Work has begun.
- On Hold—Work is paused.
- Completed—Work is complete.
- Cannot Complete—Work could not be completed.
- Closed—All work and associated activity is complete.
- Canceled—Work is canceled, typically before any work began.

The WorkOrderLineItemStatus object corresponds to the Status field. Adding a value to the Status field—for example, Canceled By Customer—creates a work order line item status record, and vice versa.

 **Note:** Work order line items also come with a StatusCategory field whose values are identical to the default Status values. If you create custom Status values, you must indicate which category it belongs to. For example, if you create a *Customer Absent* value, you may decide that it belongs in the *Cannot Complete* category. To learn which processes reference StatusCategory, see [How are Status Categories Used?](#)

## WorkOrderShare

---

Represents a sharing entry on a work order. This object is available in API version 36.0 and later.

## Supported Calls

`create()`, `delete()`, `describeObjects()`, `query()`, `retrieve()`, `update()`, `upsert()`

## Special Access Rules

Work orders or Field Service Lightning must be enabled in your organization. Community users can't access this object.

## Fields

Field Name	Details
AccessLevel	<p><b>Type</b> picklist</p> <p><b>Properties</b> Create, Filter, Group, Restricted picklist, Sort, Update</p> <p><b>Description</b> Level of access that the user or group has to the work order. The possible values are:</p> <ul style="list-style-type: none"> <li>• <i>Read</i></li> <li>• <i>Edit</i></li> </ul>

Field Name	Details
	<ul style="list-style-type: none"> <li>• <i>All</i> (This value isn't valid for create or update calls.)</li> </ul> <p>Set to an access level that is at least equal to the organization's default work order access level.</p>
ParentId	<p><b>Type</b> reference</p> <p><b>Properties</b> Create, Filter, Group, Sort</p> <p><b>Description</b> The work order associated with the sharing entry.</p>
RowCause	<p><b>Type</b> picklist</p> <p><b>Properties</b> Create, Filter, Group, Nillable, Restricted picklist, Sort</p> <p><b>Description</b> The reason why this sharing entry exists. You can write to this field only when its value is omitted or set to <i>Manual</i> (default). Valid values include:</p> <ul style="list-style-type: none"> <li>• <i>Manual</i>—The user or group has access because a user with "All" access manually shared the work order.</li> <li>• <i>Owner</i>—The user is the owner of the work order.</li> <li>• <i>Team</i>—The user or group has team access.</li> <li>• <i>Rule</i>—The user or group has access via a work order sharing rule.</li> </ul>
UserOrGroupId	<p><b>Type</b> reference</p> <p><b>Properties</b> Create, Filter, Group, Sort</p> <p><b>Description</b> (Read Only) ID of the user or group that has access to the work order.</p>

## WorkOrderStatus

Represents a possible status of a work order in field service.

### Supported Calls

`describeSObjects()`, `query()`, `retrieve()`

## Special Access Rules

Field Service Lightning must be enabled.

## Fields


Field Name	Details
ApiName	<p><b>Type</b> string</p> <p><b>Properties</b> Filter, Group, idLookup, Sort</p> <p><b>Description</b> The API name of the status value.</p>
IsDefault	<p><b>Type</b> boolean</p> <p><b>Properties</b> Defaulted on create, Filter, Group, Sort</p> <p><b>Description</b> Indicates that the status value is the default status on work orders. Only one status value can be the default.</p>
MasterLabel	<p><b>Type</b> string</p> <p><b>Properties</b> Filter, Group, Nillable, Sort</p> <p><b>Description</b> The label for the picklist value that appears in the UI.</p>
SortOrder	<p><b>Type</b> int</p> <p><b>Properties</b> Filter, Group, Nillable, Sort</p> <p><b>Description</b> The value's position in the drop-down list of values in the UI.</p>
StatusCode	<p><b>Type</b> picklist</p> <p><b>Properties</b> Defaulted on create, Filter, Group, Nillable, Restricted picklist, Sort</p> <p><b>Description</b> The status category that the value corresponds to. The Status Category field has seven values which are identical to the default Status values.</p>

## Usage

The Status field on work orders comes with the following values:

- New—Work order was created, but there hasn't yet been any activity.
- In Progress—Work has begun.
- On Hold—Work is paused.
- Completed—Work is complete.
- Cannot Complete—Work could not be completed.
- Closed—All work and associated activity is complete.
- Canceled—Work is canceled, typically before any work began.

The WorkOrderStatus object corresponds to the Status field. Adding a value to the Status field—for example, Canceled By Customer—creates a work order status record, and vice versa.

 **Note:** Work orders also come with a StatusCategory field whose values are identical to the default Status values. If you create custom Status values, you must indicate which category it belongs to. For example, if you create a *Customer Absent* value, you may decide that it belongs in the *Cannot Complete* category. To learn which processes reference StatusCategory, see [How are Status Categories Used?](#)

## WorkPerformanceCycle

---

Represents feedback that is gathered to assess the performance of a specific set of employees.

## Supported Calls

`create()`, `delete()`, `describeLayout()`, `describeSObjects()`, `getDeleted()`, `getUpdated()`, `query()`, `retrieve()`, `search()`, `undelete()`, `update()`, `upsert()`

## Fields

Field Name	Details
ActivityFrom	<p><b>Type</b> date</p> <p><b>Properties</b> Create, Filter, Group, Sort, Update</p> <p><b>Description</b> The date that you want to start filtering the WDC objects to help requesters create accurate summaries. The start of the evaluation period.</p>
ActivityTo	<p><b>Type</b> date</p> <p><b>Properties</b> Create, Filter, Group, Sort, Update</p>

Field Name	Details
	<p><b>Description</b></p> <p>The date that you want to stop filtering the WDC objects to help requesters create accurate summaries. The end of the evaluation period.</p>
CurrentTask	<p><b>Type</b></p> <p>picklist</p> <p><b>Properties</b></p> <p>Filter, Group, Nillable, Restricted picklist, Sort</p> <p><b>Description</b></p> <p>The current task that the performance summary cycle is engaged in, including deploying and sharing.</p>
LastManagerRequestsSharedDate	<p><b>Type</b></p> <p>dateTime</p> <p><b>Properties</b></p> <p>Create, Filter, Nillable, Sort, Update</p> <p><b>Description</b></p> <p>The date when all manager requests are set to be shared.</p>
LastReferencedDate	<p><b>Type</b></p> <p>dateTime</p> <p><b>Properties</b></p> <p>Filter, Nillable, Sort</p> <p><b>Description</b></p> <p>The time stamp that indicates when the current user last viewed a record that is related to this WorkPerformanceCycle.</p>
LastViewedDate	<p><b>Type</b></p> <p>dateTime</p> <p><b>Properties</b></p> <p>Filter, Nillable, Sort</p> <p><b>Description</b></p> <p>The time stamp that indicates when the current user last viewed this WorkPerformanceCycle. If this value is null, this record might have been only referenced (<code>LastReferencedDate</code>) and not viewed.</p>
Name	<p><b>Type</b></p> <p>string</p> <p><b>Properties</b></p> <p>Create, Filter, Group, idLookup, Sort, Update</p>

Field Name	Details
	<p><b>Description</b></p> <p>The name of the performance summary cycle that employees will participate in. This name is created by the administrator and is visible on all respective notifications and in the UI.</p>
OwnerId	<p><b>Type</b></p> <p>reference</p> <p><b>Properties</b></p> <p>Create, Defaulted on create, Filter, Group, Sort, Update</p> <p><b>Description</b></p> <p>ID of the owner of the WorkPerformanceCycle.</p>
State	<p><b>Type</b></p> <p>picklist</p> <p><b>Properties</b></p> <p>Create, Filter, Group, Restricted picklist, Sort, Update</p> <p><b>Description</b></p> <p>The state that the performance summary cycle is in. Available pick list values:</p> <ul style="list-style-type: none"> <li>• Setup: The summary is in draft.</li> <li>• In Progress: The summary is deployed and people are answering the questions that were created.</li> <li>• Finished: The summary is no longer in progress.</li> <li>• Error: The summary encountered an error.</li> </ul>

## Associated Objects

This object has the following associated objects. Unless noted, they are available in the same API version as this object.

### [WorkPerformanceCycleFeed](#)

Feed tracking is available for the object.

### [WorkPerformanceCycleHistory](#)

History is available for tracked fields of the object.

### [WorkPerformanceCycleOwnerSharingRule](#)

Sharing rules are available for the object.

### [WorkPerformanceCycleShare](#)

Sharing is available for the object.

## WorkReward

Used to store reward codes tied to a Reward Fund. Reward Funds must have at least one WorkReward record.

## Supported Calls

`create()`, `delete()`, `describeLayout()`, `describeSObjects()`, `getDeleted()`, `getUpdated()`, `query()`, `retrieve()`, `undelete()`, `update()`, `upsert()`

## Special Access Rules

You must have the Reward permission enabled in order to use the Rewards feature, including WorkRewardFund and WorkReward.

## Additional Considerations and Related Objects

WorkReward is a lookup to WorkRewardFund. WorkRewardFund must have at least one WorkReward record to be available for use. Each WorkBadge record with a `RewardId` indicates a reward badge given to a Recipient.

## Fields

Field Name	Details
Code	<p><b>Type</b> string</p> <p><b>Properties</b> Create, Filter, Group, Sort, Update</p> <p><b>Description</b> Represents a single reward code tied to a RewardFundId.</p>
OwnerId	<p><b>Type</b> reference</p> <p><b>Properties</b> Create, Defaulted on create, Filter, Group, Sort, Update</p> <p><b>Description</b> Represents the User ID of Owner of WorkReward record</p>
RecipientId	<p><b>Type</b> reference</p> <p><b>Properties</b> Create, Filter, Group, Nillable, Sort, Update</p> <p><b>Description</b> Salesforce User ID for User associated with this WorkReward record.</p>
RedemptionDisclaimer	<p><b>Type</b> textarea</p> <p><b>Properties</b> Nillable</p>

Field Name	Details
	<p><b>Description</b> The disclaimer information about the WorkReward.</p>
RedemptionInfo	<p><b>Type</b> textarea</p> <p><b>Properties</b> Nillable</p> <p><b>Description</b> The instructions for redeeming the WorkReward.</p>
RedemptionUrl	<p><b>Type</b> textarea</p> <p><b>Properties</b> Nillable</p> <p><b>Description</b> The URL for redeeming the WorkReward.</p>
RewardFundId	<p><b>Type</b> reference</p> <p><b>Properties</b> Create, Filter, Group, Sort, Update</p> <p><b>Description</b> Salesforce unique ID for WorkRewardFund record that is associated with WorkReward record.</p>
RewardFundTypeId	<p><b>Type</b> reference</p> <p><b>Properties</b> Create, Filter, Group, Sort, Update</p> <p><b>Description</b> Salesforce unique ID of the WorkRewardFundType associated with the WorkReward.</p>
Value	<p><b>Type</b> double</p> <p><b>Properties</b> Filter, Nillable, Sort</p> <p><b>Description</b> The value of the WorkReward.</p>



## Associated Objects

This object has the following associated objects. Unless noted, they are available in the same API version as this object.

### WorkRewardHistory

History is available for tracked fields of the object.

### WorkRewardOwnerSharingRule

Sharing rules are available for the object.

### WorkRewardShare

Sharing is available for the object.

## WorkRewardFund

---

Represents a Reward Fund and describes the Reward Fund attributes.

## Supported Calls

`create()`, `delete()`, `describeLayout()`, `describeSObjects()`, `getDeleted()`, `getUpdated()`, `query()`, `retrieve()`, `search()`, `undelete()`, `update()`, `upsert()`

## Special Access Rules

To use the Rewards feature, including WorkRewardFund and WorkReward, you must have the Reward permission enabled. To create Rewards, the user must have Create on WorkRewardFund, which is not a standard permission.

## Additional Considerations and Related Objects

WorkReward is a lookup to WorkRewardFund. WorkRewardFund must have at least one WorkReward record available. Each WorkBadgeDefinition with a RewardFundId is a "Reward Badge."

## Fields

Field Name	Details
IsActive	<p><b>Type</b> boolean</p> <p><b>Properties</b> Create, Defaulted on create, Filter, Group, Sort, Update</p> <p><b>Description</b> Indicates whether the WorkRewardFund is active (<code>true</code>) or not (<code>false</code>).</p>
LastReferencedDate	<p><b>Type</b> dateTime</p> <p><b>Properties</b> Filter, Nillable, Sort</p>

Field Name	Details
	<p><b>Description</b></p> <p>The time stamp that indicates when the current user last viewed a record that is related to this WorkRewardFund.</p>
LastViewedDate	<p><b>Type</b></p> <p>dateTime</p> <p><b>Properties</b></p> <p>Filter, Nillable, Sort</p> <p><b>Description</b></p> <p>The time stamp that indicates when the current user last viewed this WorkRewardFund. If this value is null, this record might have been only referenced (LastReferencedDate) and not viewed.</p>
Name	<p><b>Type</b></p> <p>string</p> <p><b>Properties</b></p> <p>Create, Filter, Group, idLookup, Sort, Update</p> <p><b>Description</b></p> <p>Required. Name of the Reward Fund.</p>
OwnerId	<p><b>Type</b></p> <p>reference</p> <p><b>Properties</b></p> <p>Create, Defaulted on create, Filter, Group, Sort, Update</p> <p><b>Description</b></p> <p>Salesforce unique ID of User who is the Owner of the WorkRewardFund record.</p>
RewardFundTypeId	<p><b>Type</b></p> <p>reference</p> <p><b>Properties</b></p> <p>Create, Filter, Group, Sort, Update</p> <p><b>Description</b></p> <p>Salesforce unique ID of the WorkRewardFundType that is associated with the WorkRewardFund.</p>
TotalCodeCount	<p><b>Type</b></p> <p>int</p> <p><b>Properties</b></p> <p>Filter, Group, Nillable, Sort</p> <p><b>Description</b></p> <p>Total reward codes that are available in the WorkRewardFund. Derived from WorkReward records that are associated with the WorkRewardFund.</p>

Field Name	Details
Type	<p><b>Type</b> string</p> <p><b>Properties</b> Create, Filter, Group, Nillable, Sort, Update</p> <p><b>Description</b> RewardType of the WorkRewardFund. Default is Amazon.com.</p>
UsedCodeCount	<p><b>Type</b> int</p> <p><b>Properties</b> Filter, Group, Nillable, Sort</p> <p><b>Description</b> Total reward codes that are used in the WorkRewardFund. Derived from the total assigned WorkReward records that are associated with the WorkRewardFund.</p>
Value	<p><b>Type</b> currency</p> <p><b>Properties</b> Create, Filter, Sort, Update</p> <p><b>Description</b> Value of each of the reward codes in the WorkRewardFund.</p>

## Associated Objects

This object has the following associated objects. Unless noted, they are available in the same API version as this object.

### [WorkRewardFundFeed](#)

Feed tracking is available for the object.

### [WorkRewardFundHistory](#)

History is available for tracked fields of the object.

### [WorkRewardFundOwnerSharingRule](#)

Sharing rules are available for the object.

### [WorkRewardFundShare](#)

Sharing is available for the object.

## WorkRewardFundType

Represents the type of WorkRewardFund object.

## Supported Calls

`create()`, `delete()`, `describeLayout()`, `describeSObjects()`, `getDeleted()`, `getUpdated()`, `query()`, `retrieve()`, `search()`, `undelete()`, `update()`, `upsert()`

## Fields

Field Name	Details
CreditSystem	<p><b>Type</b> picklist</p> <p><b>Properties</b> Create, Filter, Group, Restricted picklist, Sort, Update</p> <p><b>Description</b> The credit system that is used by the WorkRewardFundType object (gift codes or points). If points are selected, the reward message will not consider the CurrencyCode field.</p>
CurrencyCode	<p><b>Type</b> picklist</p> <p><b>Properties</b> Create, Filter, Group, Nillable, Restricted picklist, Sort, Update</p> <p><b>Description</b> The currency code of the WorkRewardFundType</p>
IsActive	<p><b>Type</b> boolean</p> <p><b>Properties</b> Create, Defaulted on create, Filter, Group, Sort, Update</p> <p><b>Description</b> Whether the WorkRewardFundType is active and available in the UI</p>
IsPredefined	<p><b>Type</b> boolean</p> <p><b>Properties</b> Defaulted on create, Filter, Group, Sort</p> <p><b>Description</b> Whether the WorkRewardFundType is predefined (<code>true</code>) or not (<code>false</code>)</p>
LastReferencedDate	<p><b>Type</b> dateTime</p> <p><b>Properties</b> Filter, Nillable, Sort</p>

Field Name	Details
	<p><b>Description</b></p> <p>The time stamp that indicates when the current user last viewed a record that is related to this WorkRewardFundType.</p>
LastViewedDate	<p><b>Type</b></p> <p>dateTime</p> <p><b>Properties</b></p> <p>Filter, Nillable, Sort</p> <p><b>Description</b></p> <p>The time stamp that indicates when the current user last viewed this WorkRewardFundType. If this value is null, this record might have been only referenced (LastReferencedDate) and not viewed.</p>
Name	<p><b>Type</b></p> <p>string</p> <p><b>Properties</b></p> <p>Create, Filter, Group, idLookup, Sort, Update</p> <p><b>Description</b></p> <p>The name of the WorkRewardFundType</p>
OwnerId	<p><b>Type</b></p> <p>reference</p> <p><b>Properties</b></p> <p>Create, Defaulted on create, Filter, Group, Sort, Update</p> <p><b>Description</b></p> <p>The ID of the WorkRewardFundType owner</p>
RedemptionDisclaimer	<p><b>Type</b></p> <p>textarea</p> <p><b>Properties</b></p> <p>Create, Nillable, Update</p> <p><b>Description</b></p> <p>The redemption disclaimer text for the WorkRewardFundType</p>
RedemptionInfo	<p><b>Type</b></p> <p>textarea</p> <p><b>Properties</b></p> <p>Create, Nillable, Update</p> <p><b>Description</b></p> <p>Redemption text for the WorkRewardFundType</p>

Field Name	Details
RedemptionUrl	<p><b>Type</b> textarea</p> <p><b>Properties</b> Create, Nillable, Update</p> <p><b>Description</b> The URL that's linked to the redemption</p>
UploadCodeColumn	<p><b>Type</b> int</p> <p><b>Properties</b> Create, Filter, Group, Nillable, Sort, Update</p> <p><b>Description</b> The column where the reward code is contained in the CSV file. The upload uses the second value by default.</p>
UploadValueColumn	<p><b>Type</b> int</p> <p><b>Properties</b> Create, Filter, Group, Nillable, Sort, Update</p> <p><b>Description</b> The column where the reward value is contained in the CSV file. The upload uses the third column by default.</p>

## Associated Objects

This object has the following associated objects. Unless noted, they are available in the same API version as this object.

### [WorkRewardFundTypeFeed](#)

Feed tracking is available for the object.

### [WorkRewardFundTypeHistory](#)

History is available for tracked fields of the object.

### [WorkRewardFundTypeOwnerSharingRule](#)

Sharing rules are available for the object.

### [WorkRewardFundTypeShare](#)

Sharing is available for the object.

## WorkThanks

---

Represents the source and message of a thanks post.

## Supported Calls

`create()`, `delete()`, `describeLayout()`, `describeSObjects()`, `getDeleted()`, `getUpdated()`, `query()`, `retrieve()`, `undelete()`, `update()`, `upsert()`

## Additional Considerations and Related Objects

WorkBadge is a lookup to WorkThanks. Each WorkBadge record must derive a SourceId from WorkThanks.

## Fields

Field Name	Details
FeedItemId	<p><b>Type</b> reference</p> <p><b>Properties</b> Filter, Group, Nillable, Sort</p> <p><b>Description</b> ID of the FeedItem related to the thanks badge.</p>
GiverId	<p><b>Type</b> reference</p> <p><b>Properties</b> Create, Filter, Group, Sort</p> <p><b>Description</b> Salesforce user ID for the giver of the Thanks record.</p>
Message	<p><b>Type</b> textarea</p> <p><b>Properties</b> Create</p> <p><b>Description</b> Required. Message associated with the Thanks record.</p>
NetworkId	<p><b>Type</b> reference</p> <p><b>Properties</b> Create, Filter, Group, Nillable, Sort, Update</p> <p><b>Description</b> The ID of the <a href="#">community</a> that this WorkThanks is associated with. This field is available only if Salesforce Communities is enabled in your organization.</p>
OwnerId	<p><b>Type</b> reference</p>

Field Name	Details
	<p><b>Properties</b> Create, Defaulted on create, Filter, Group, Sort, Update</p> <p><b>Description</b> Salesforce user ID for the owner of the badge record (typically the same user as the giver of the record).</p>

## Associated Objects

This object has the following associated objects. Unless noted, they are available in the same API version as this object.

### [WorkThanksOwnerSharingRule](#)

Sharing rules are available for the object.

### [WorkThanksShare](#)

Sharing is available for the object.

## WorkType

Represents a type of work to be performed in Field Service Lightning and Lightning Scheduler. Work types are templates that can be applied to work order or work order line items. This object is available in API version 38.0 and later.

## Supported Calls

`create()`, `delete()`, `describeLayout()`, `describeSObjects()`, `getDeleted()`, `getUpdated()`, `query()`, `retrieve()`, `search()`, `undelete()`, `update()`, `upsert()`

## Special Access Rules

Field Service Lightning must be enabled.

## Fields

Field Name	Details
Description	<p><b>Type</b> textarea</p> <p><b>Properties</b> Create, Nillable, Update</p> <p><b>Description</b> The description of the work type. Try to add details about the task or tasks that this work type represents.</p>



Field Name	Details
DurationType	<p><b>Type</b> picklist</p> <p><b>Properties</b> Create, Filter, Group, Defaulted on create, Restricted picklist, Sort, Update</p> <p><b>Description</b> The unit of the <code>Estimated Duration</code>: Minutes or Hours.</p>
EstimatedDuration	<p><b>Type</b> double</p> <p><b>Properties</b> Create, Filter, Group, Nillable, Sort, Update</p> <p><b>Description</b> The estimated length of the work. The estimated duration is in minutes or hours based on the value selected in the <code>Duration Type</code> field.</p>
LastReferencedDate	<p><b>Type</b> dateTime</p> <p><b>Properties</b> Filter, Nillable, Sort</p> <p><b>Description</b> The date when the work type was last modified. Its label in the user interface is <code>Last Modified Date</code>.</p>
LastViewedDate	<p><b>Type</b> dateTime</p> <p><b>Properties</b> Filter, Nillable, Sort</p> <p><b>Description</b> The date when the work type was last viewed by the current user.</p>
MinimumCrewSize	<p><b>Type</b> int</p> <p><b>Properties</b> Create, Filter, Group, Nillable, Sort, Update</p> <p><b>Description</b> The minimum crew size allowed for a crew assigned to the work. Work orders and work order line items inherit their work type's minimum crew size.  If you're not using the Field Service Lightning managed package, this field serves as a suggestion rather than a rule. If you are using the managed package, the scheduling optimizer counts the number of service crew members on a service crew to determine whether it fits the minimum crew size requirement.</p>

Field Name	Details
Name	<p><b>Type</b> string</p> <p><b>Properties</b> Create, Filter, Group, Sort, Update</p> <p><b>Description</b> The name of the work type. Try to use a name that helps users quickly understand the type of work orders that can be created from the work type. For example, "Annual Refrigerator Maintenance" or "Valve Replacement."</p>
OwnerId	<p><b>Type</b> reference</p> <p><b>Properties</b> Create, Defaulted on create, Filter, Group, Sort, Update</p> <p><b>Description</b> The work type's owner.</p>
RecommendedCrewSize	<p><b>Type</b> int</p> <p><b>Properties</b> Create, Filter, Group, Nillable, Sort, Update</p> <p><b>Description</b> The recommended number of people on the service crew assigned to the work. For example, you might have a Minimum Crew Size of 2 and a Recommended Crew Size of 3. Work orders and work order line items inherit their work type's recommended crew size.</p>
ServiceReportTemplateId	<p><b>Type</b> reference</p> <p><b>Properties</b> Create, Filter, Group, Nillable, Sort, Update</p> <p><b>Description</b> The service report template associated with the work type. When users create service reports from a work order or work order line item that uses this work type, the reports will use this template.</p>
ShouldAutoCreateSvcAppt	<p><b>Type</b> boolean</p> <p><b>Properties</b> Create, Filter, Group, Defaulted on create, Sort, Update</p> <p><b>Description</b> Select this option to have a service appointment automatically created on work orders and work order line items that use the work type.</p>

**Field Name****Details****Note:**

- By default, the Due Date on auto-created service appointments is seven days after the created date. Admins can adjust this offset from the Field Service Settings page in Setup.
- If a work type with the Auto-Create Service Appointment option selected is added to an existing work order or work order line item, a service appointment is only created for the work order or work order line item if it doesn't yet have one.
- If someone updates an existing work type by selecting the Auto-Create Service Appointment option, service appointments aren't created on work orders and work order line items that were already using the work type.

## Usage

Adding a work type to a work order or work order line item causes the record to inherit the work type's duration values and required skills and products.

**Note:**

- If needed, you can update the duration values and required skills and products on a work order or work order line item after they're inherited from the work type.
- If a work order or work order line item already has required skills or products, associating it with a work type doesn't cause it to inherit the work type's requirements.
- Customizations to required skills or products, such as validation rules or Apex triggers, are not carried over from work types to work orders and work order line items.

## Associated Objects

This object has the following associated objects. Unless noted, they are available in the same API version as this object.

**WorkTypeFeed**

Feed tracking is available for the object.

**WorkTypeHistory**

History is available for tracked fields of the object.

**WorkTypeOwnerSharingRule**

Sharing rules are available for the object.

**WorkTypeShare**

Sharing is available for the object.

# WorkTypeGroup

---

Represents a grouping of work types used to categorize types of appointments available in Lightning Scheduler, or to define scheduling limits in Field Service Lightning. This object is available in API version 45.0 and later.

## Supported Calls

`create()`, `delete()`, `describeLayout()`, `describeSObjects()`, `getDeleted()`, `getUpdated()`, `query()`, `retrieve()`, `search()`, `undelete()`, `update()`, `upsert()`

## Fields

Field	Details
AdditionalInformation	<p><b>Type</b> multipicklist</p> <p><b>Properties</b> Create, Filter, Nillable, Update</p> <p><b>Description</b> Additional information about the types of appointments this work type group represents.</p>
Description	<p><b>Type</b> textarea</p> <p><b>Properties</b> Create, Nillable, Update</p> <p><b>Description</b> A description of this work type group.</p>
GroupType	<p><b>Type</b> picklist</p> <p><b>Properties</b> Create, Defaulted on create, Filter, Group, Restricted picklist, Sort, Update</p> <p><b>Description</b> The category of this work type group. Possible values are:</p> <ul style="list-style-type: none"> <li>• <code>Capacity</code>—A group of work types used to define a work capacity limit in Field Service Lightning.</li> <li>• <code>Default</code>—A non-capacity group of work types used in Lightning Scheduler.</li> </ul>
IsActive	<p><b>Type</b> boolean</p> <p><b>Properties</b> Create, Defaulted on create, Filter, Group, Sort, Update</p>

Field	Details
	<p><b>Description</b></p> <p>Indicates whether this work type group can be used for appointment scheduling or work capacity limits. A work type can belong to only one active work type group of type Capacity.</p>
LastReferencedDate	<p><b>Type</b></p> <p>dateTime</p> <p><b>Properties</b></p> <p>Filter, Nillable, Sort</p> <p><b>Description</b></p> <p>The date and time that the current user last viewed a record related to this object.</p>
LastViewedDate	<p><b>Type</b></p> <p>dateTime</p> <p><b>Properties</b></p> <p>Filter, Nillable, Sort</p> <p><b>Description</b></p> <p>The timestamp for when the current user last viewed this object.</p>
Name	<p><b>Type</b></p> <p>string</p> <p><b>Properties</b></p> <p>Create, Filter, Group, idLookup, Sort, Update</p> <p><b>Description</b></p> <p>The name of this work type group.</p>
OwnerId	<p><b>Type</b></p> <p>reference</p> <p><b>Properties</b></p> <p>Create, Defaulted on create, Filter, Group, Sort, Update</p> <p><b>Description</b></p> <p>The ID of the user who created this record.</p>

## Associated Objects

This object has the following associated objects. Unless noted, they are available in the same API version as this object.

### [WorkTypeGroupFeed](#)

Feed tracking is available for the object.

### [WorkTypeGroupHistory](#)

History is available for tracked fields of the object.

### [WorkTypeGroupOwnerSharingRule](#)

Sharing rules are available for the object.

**WorkTypeGroupShare**

Sharing is available for the object.

## WorkTypeGroupMember

---

Represents the relationship between a work type and the work type group it belongs to. This object is available in API version 45.0 and later.

### Supported Calls

`create()`, `delete()`, `describeLayout()`, `describeSObjects()`, `getDeleted()`, `getUpdated()`, `query()`, `retrieve()`, `search()`, `undelete()`, `update()`, `upsert()`

### Fields

Field	Details
LastReferencedDate	<p><b>Type</b> dateTime</p> <p><b>Properties</b> Filter, Nillable, Sort</p> <p><b>Description</b> The date and time that the current user last viewed a record related to this object.</p>
LastViewedDate	<p><b>Type</b> dateTime</p> <p><b>Properties</b> Filter, Nillable, Sort</p> <p><b>Description</b> The timestamp for when the current user last viewed this object.</p>
Name	<p><b>Type</b> string</p> <p><b>Properties</b> Autonumber, Defaulted on create, Filter, idLookup, Sort</p> <p><b>Description</b> Autogenerated number identifying the work type group membership. It uses the format #####.</p>
WorkTypeGroupId	<p><b>Type</b> reference</p> <p><b>Properties</b> Create, Filter, Group, Sort</p>

Field	Details
	<b>Description</b> The ID of the work type group that this record belongs to.
WorkTypeId	<b>Type</b> reference <b>Properties</b> Create, Filter, Group, Sort <b>Description</b> The ID of the work type that this record corresponds to.

## Associated Objects

This object has the following associated objects. Unless noted, they are available in the same API version as this object.

### [WorkTypeGroupMemberFeed](#)

Feed tracking is available for the object.

### [WorkTypeGroupMemberHistory](#)

History is available for tracked fields of the object.

## CHAPTER 3 Custom Objects

This section provides details on custom objects, entities that support custom objects, and their standard fields.

When you create or enable features for a custom object, Salesforce creates entities to support your custom object. For example, when you enable sharing rules for a custom object, Salesforce creates a *MyObjectName\_\_Share* object.

To verify the complete list of fields for an object or entity, you can use a describe call from the API, or inspect with an appropriate tool, for example, inspecting the WSDL or using a schema viewer.

### [Custom Metadata Type\\_\\_mdt](#)

Represents a custom metadata record. This object is available in API version 34.0 and later.

### [Custom Object\\_\\_c](#)

Represents a custom object.

### [Custom Object\\_\\_Feed](#)

Represents the feed, specifically posts and feed-tracked changes, on a custom object.

## *Custom Metadata Type\_\_mdt*

---

Represents a custom metadata record. This object is available in API version 34.0 and later.

The object name is a variable with the syntax *Custom Metadata Type\_\_mdt*, where *Custom Metadata Type* is the `ObjectName` for the custom metadata type associated with the custom metadata record. For example, `PicklistUsage__mdt` represents a custom metadata record based on the `PicklistUsage` custom metadata type.

## Supported Calls

`describeSObjects()`, `describeLayout()`, `query()`, `retrieve()`

## Fields

Field	Details
<i>Custom Field__c</i>	<b>Type</b> Any Type <b>Properties</b> Filter, Group, Nillable, Sort <b>Description</b> A custom field on the record.

---



Field	Details
DeveloperName	<p><b>Type</b> string</p> <p><b>Properties</b> Defaulted on create, Filter, Group, Sort</p> <p><b>Description</b> The unique name of the object in the API. This name can contain only underscores and alphanumeric characters, and must be unique in your org. It must begin with a letter, not include spaces, not end with an underscore, and not contain two consecutive underscores. In managed packages, this field prevents naming conflicts on package installations. With this field, a developer can change the object's name in a managed package and the changes are reflected in a subscriber's organization.</p>
isProtected	<p><b>Type</b> boolean</p> <p><b>Properties</b> Defaulted on create, Filter, Group, Sort</p> <p><b>Description</b> When a custom metadata type's records are released in a managed package, access to them is limited in specific ways.</p> <ul style="list-style-type: none"> <li>• Code that's in the same managed package as custom metadata records can read the records.</li> <li>• Code that's in the same managed package as custom metadata types can read the records that belong to that type.</li> <li>• Code that's in a managed package that doesn't contain either the type or the protected record can't read the protected records.</li> <li>• Code that the subscriber creates and code that's in an unmanaged package can't read the protected records.</li> <li>• The developer can modify protected records only with a package upgrade. The subscriber can't read or modify protected records. The developer name of a protected record can't be changed after release.</li> </ul> <p>Records that are hidden by these access rules are also unavailable to REST, SOAP, SOQL, and Setup.</p>
Label	<p><b>Type</b> picklist</p> <p><b>Properties</b> Filter, Group, Nillable, Sort</p> <p><b>Description</b> The custom metadata record label. This label value is always the same as the <code>MasterLabel</code> value.</p>

Field	Details
Language	<p><b>Type</b> string</p> <p><b>Properties</b> Filter, Group, restrictedPicklist, Sort</p> <p><b>Description</b> The language of the custom metadata record. This value is always the default language of the developing organization.</p>
MasterLabel	<p><b>Type</b> string</p> <p><b>Properties</b> Filter, Group, Sort</p> <p><b>Description</b> The master label for the custom metadata record.</p>
NamespacePrefix	<p><b>Type</b> string</p> <p><b>Properties</b> Filter, Group, Nillable, Sort</p> <p><b>Description</b> The namespace prefix that is associated with this object. Each Developer Edition org that creates a managed package has a unique namespace prefix. Limit: 15 characters. You can refer to a component in a managed package by using the <b><i>namespacePrefix__componentName</i></b> notation.</p>
QualifiedApiName	<p><b>Type</b> string</p> <p><b>Properties</b> Filter, Group, Nillable, Sort</p> <p><b>Description</b> A concatenation of the namespace prefix and developer name. The format is <b><i>NamespacePrefix__DeveloperName</i></b>.</p>

## Custom Object\_\_C

---

Represents a custom object.

The custom object name is a variable with the syntax `Custom_Object__c`, where `Custom_Object` is the object's Name associated with the record, followed by two underscores and `c`. For example, a custom object labeled "Issue" in the Salesforce user interface is `Issue__c` in that organization's WSDL.

System fields and properties behave the same on custom objects as they do on standard objects, unless otherwise noted in the following details.

## Supported Calls

`create()`, `delete()`, `describeLayout()`, `describeSObjects()`, `getDeleted()`, `getUpdated()`, `query()`, `retrieve()`, `search()`, `undelete()`, `update()`, `upsert()`

## Fields

Field	Details
ConnectionReceivedId	<p><b>Type</b> reference</p> <p><b>Properties</b> Filter, Nillable</p> <p><b>Description</b> ID of the PartnerNetworkConnection that shared this record with your organization. This field is available if you enabled Salesforce to Salesforce.</p>
ConnectionSentId	<p><b>Type</b> reference</p> <p><b>Properties</b> Filter, Nillable</p> <p><b>Description</b> ID of the PartnerNetworkConnection that you shared this record with. This field is available if you enabled Salesforce to Salesforce. This field is supported using API versions earlier than 15.0. In all other API versions, this field's value is null. You can use the new PartnerNetworkRecordConnection object to forward records to connections.</p>
CreatedById	<p><b>Type</b> reference</p> <p><b>Properties</b> Aggregatable, Defaulted on create, Filter, Group, Sort</p> <p><b>Description</b> ID of the <a href="#">User</a> who created this record.</p>
CreatedDate	<p><b>Type</b> dateTime</p> <p><b>Properties</b> Aggregatable, Defaulted on create, Filter, Sort</p> <p><b>Description</b> Date and time when this record was created.</p>
CurrencyIsoCode	<p><b>Type</b> picklist</p>

Field	Details
	<p><b>Properties</b> Defaulted on createFilter, Group, Restricted picklist, Sort</p> <p><b>Description</b> Available only for orgs with the multicurrency feature enabled. Contains the ISO code for any currency allowed by the organization.</p>
Id	<p><b>Type</b> <a href="#">Id</a></p> <p><b>Properties</b> Aggregatable, Defaulted on create, Filter, Group, idLookup, Sort</p> <p><b>Description</b> Globally unique string that identifies a record. For information on IDs, see <a href="#">ID Field Type</a>.</p>
IsDeleted	<p><b>Type</b> <a href="#">boolean</a></p> <p><b>Properties</b> Defaulted on create, Filter, Group, Sort</p> <p><b>Description</b> Indicates whether the record has been moved to the Recycle Bin (<code>true</code>) or not (<code>false</code>). Label is <b>Deleted</b>.</p>
LastActivityDate	<p><b>Type</b> <a href="#">dateTime</a></p> <p><b>Properties</b> Filter, Group, Nillable, Sort</p> <p><b>Description</b> Value is one of the following, whichever is the most recent:</p> <ul style="list-style-type: none"> <li>• Due date of the most recent event logged against the object.</li> <li>• Due date of the most recently closed task associated with the object.</li> </ul>
LastModifiedDate	<p><b>Type</b> <a href="#">dateTime</a></p> <p><b>Properties</b> Aggregatable, Defaulted on create, Filter, Sort</p> <p><b>Description</b> Date and time when a user last modified this record.</p>
LastModifiedById	<p><b>Type</b> <a href="#">reference</a></p> <p><b>Properties</b> Aggregatable, Defaulted on create, Filter, Group, Sort</p>

Field	Details
	<p><b>Description</b> ID of the <a href="#">User</a> who last updated this object.</p>
LastReferencedDate	<p><b>Type</b> <a href="#">dateTime</a></p> <p><b>Properties</b> Aggregatable, Filter, Sort, Nillable</p> <p><b>Description</b> The timestamp for when the current user last viewed a record related to this object.</p>
LastViewedDate	<p><b>Type</b> <a href="#">dateTime</a></p> <p><b>Properties</b> Aggregatable, Filter, Sort, Nillable</p> <p><b>Description</b> The timestamp for when the current user last viewed this object. If this value is null, this object might only have been referenced (<a href="#">LastReferencedDate</a>) and not viewed.</p>
Name	<p><b>Type</b> <a href="#">string</a> on page 3</p> <p><b>Properties</b> Aggregatable, Create, Defaulted on create, Filter, Group, idLookup, Sort, Update</p> <p><b>Description</b> Label is <b>Object Name</b>. Name of the object. Maximum size is 80 characters.  When the object is created using an API <code>update ()</code> call, and the Name field is null, Salesforce sets the value to the record ID. When the object is created using an API <code>create ()</code> call, Salesforce sets the initial value to the record ID. You can't set the Name field to null.</p>
RecordTypeId	<p><b>Type</b> <a href="#">reference</a></p> <p><b>Properties</b> Create, Filter, Nillable, Update</p> <p><b>Description</b> ID of the record type assigned to this object. Create at least one record type before this field appears for custom or standard objects.</p>
SystemModStamp	<p><b>Type</b> <a href="#">dateTime</a></p> <p><b>Properties</b> Aggregatable, Defaulted on create, Filter, Sort</p>

Field	Details
	<p><b>Description</b></p> <p>Date and time when a user or automated process (such as a trigger) last modified this record. In this context, "trigger" refers to Salesforce code that runs to implement standard functionality, and not an Apex trigger.</p>
OwnerId	<p><b>Type</b></p> <p>reference</p> <p><b>Properties</b></p> <p>Aggregatable, Create, Defaulted on create, Filter, Group, Namepointing, Sort, Update</p> <p><b>Description</b></p> <p>The ID of the user who currently owns this object. Default value is the user logged in to the API to perform the <code>create()</code> call.</p>

## SEE ALSO:

- [System Fields](#)
- [Field Types](#)
- [API Field Properties](#)

## Custom Object\_\_Feed

Represents the feed, specifically posts and feed-tracked changes, on a custom object.

A custom object feed shows posts and changes to the object's tracked fields. The object name is variable and uses *Custom Object\_\_Feed* syntax, where *Custom Object* is the name of the custom object. For example, *Textile\_\_Feed* represents a feed on the custom object *Textile\_\_c*.

## Supported Calls

`delete()`, `describeSObjects()`, `getDeleted()`, `getUpdated()`, `query()`, `retrieve()`

## Special Access Rules

In the internal org, users can delete all feed items they created. This rule varies in communities where threaded discussions and delete-blocking are enabled. Community members can delete all feed items they created, provided the feed items don't have content nested under them—like a comment, answer, or reply. Where the feed item has nested content, only feed moderators and users with the Modify All Data permission can delete threads.

To delete feed items they didn't create, users must have one of these permissions:


- Modify All Data
- Modify All on the parent object, like *Textile\_\_c*.
- Moderate Chatter



**Note:** Users with the Moderate Chatter permission can delete only the feed items and comments they can see.


Only users with this permission can delete items in unlisted groups.


## Fields

Field	Details
BestCommentId	<p><b>Type</b> reference</p> <p><b>Properties</b> Filter, Group, Nillable, Sort</p> <p><b>Description</b> The ID of the comment marked as best answer on a question post. This field is available in API version 44.0 and later.</p>
Body	<p><b>Type</b> textarea</p> <p><b>Properties</b> Nillable, Sort</p> <p><b>Description</b> The body of the post. Required when <code>Type</code> is <code>TextPost</code>. Optional when <code>Type</code> is <code>ContentPost</code> or <code>LinkPost</code>.</p>
CommentCount	<p><b>Type</b> int</p> <p><b>Properties</b> Filter, Group, Sort</p> <p><b>Description</b> The number of comments associated with this feed item.</p> <p> <b>Tip:</b> In a feed that supports pre-moderation, <code>CommentCount</code> isn't updated until a comment is published. For example, say that you comment on a post that already has one published comment and your comment triggers moderation. Now there are two comments on the post, but the count says there's only one. In a moderated feed, comments aren't counted until approved by an admin or someone with <code>Can Approve Feed Post and Comment</code> or <code>Modify All Data</code>.</p> <p>Feed moderation has implications on how you retrieve feed comments. In a moderated feed, rather than retrieving comments by looping through <code>CommentCount</code>, go through pagination until the end of comments is returned.</p>
ConnectionId	<p><b>Type</b> reference</p> <p><b>Properties</b> Filter, Group, Nillable, Sort</p>

Field	Details
	<p><b>Description</b></p> <p>When a PartnerNetworkConnection modifies a record that is tracked, the <code>CreatedBy</code> field contains the ID of the system administrator. The <code>ConnectionId</code> contains the ID of the PartnerNetworkConnection. Available if Salesforce to Salesforce is enabled for your organization.</p>
ContentData	<p><b>Type</b></p> <p>base64</p> <p><b>Properties</b></p> <p>Nullable</p> <p><b>Description</b></p> <p>Available in API version 36.0 and earlier only. Required if <code>Type</code> is <code>ContentPost</code>. Encoded file data in any format, and can't be 0 bytes. Setting this field automatically sets <code>Type</code> to <code>ContentPost</code>.</p>
ContentDescription	<p><b>Type</b></p> <p>textarea</p> <p><b>Properties</b></p> <p>Nullable, Sort</p> <p><b>Description</b></p> <p>Available in API version 36.0 and earlier only. The description of the file specified in <code>ContentData</code>.</p>
ContentFileName	<p><b>Type</b></p> <p>string</p> <p><b>Properties</b></p> <p>Group, Nullable, Sort</p> <p><b>Description</b></p> <p>Available in API version 36.0 and earlier only. This field is required if <code>Type</code> is <code>ContentPost</code>. The name of the file uploaded to the feed. Setting <code>ContentFileName</code> automatically sets <code>Type</code> to <code>ContentPost</code>.</p>
ContentSize	<p><b>Type</b></p> <p>int</p> <p><b>Properties</b></p> <p>Group, Nullable, Sort</p> <p><b>Description</b></p> <p>Available in API version 36.0 and earlier only. The size of the file (in bytes) uploaded to the feed. This field is read-only and is automatically determined during insert.</p>
ContentType	<p><b>Type</b></p> <p>string</p>



Field	Details
	<p><b>Properties</b> Group, Nillable, SortGroup</p> <p><b>Description</b> Available in API version 36.0 and earlier only. The MIME type of the file uploaded to the feed. This field is read-only and is automatically determined during insert.</p>
FeedPostId	<p><b>Type</b> reference</p> <p><b>Properties</b> Filter, Group, Nillable, Sort</p> <p><b>Description</b> This field was removed in API version 22.0, and is available in earlier versions for backward compatibility only.  ID of the associated FeedPost. A FeedPost represents the following types of changes in a feed item: changes to tracked fields, text posts, link posts, and content posts.</p>
InsertedById	<p><b>Type</b> reference</p> <p><b>Properties</b> Group, Nillable, Sort</p> <p><b>Description</b> ID of the user who added this item to the feed. For example, if an application migrates posts and comments from another application into a feed, the <code>InsertedBy</code> value is set to the ID of the context user.</p>
IsRichText	<p><b>Type</b> boolean</p> <p><b>Properties</b> Defaulted on create, Filter, Group, Sort</p> <p><b>Description</b> Indicates whether the feed item <code>Body</code> contains rich text. Set <code>IsRichText</code> to <code>true</code> if you post a rich text feed item via SOAP API. Otherwise, the post is rendered as plain text. Rich text supports the following HTML tags:</p> <ul style="list-style-type: none"> <li>• <code>&lt;p&gt;</code></li> <li>•  <b>Tip:</b> Though the <code>&lt;br&gt;</code> tag isn't supported, you can use <code>&lt;p&gt;&amp;nbspsp;&lt;/p&gt;</code> to create lines.</li> <li>• <code>&lt;a&gt;</code></li> <li>• <code>&lt;b&gt;</code></li> <li>• <code>&lt;code&gt;</code></li> <li>• <code>&lt;i&gt;</code></li> </ul>

Field	Details
	<ul style="list-style-type: none"> <li>• <code>&lt;u&gt;</code></li> <li>• <code>&lt;s&gt;</code></li> <li>• <code>&lt;ul&gt;</code></li> <li>• <code>&lt;ol&gt;</code></li> <li>• <code>&lt;li&gt;</code></li> <li>• <code>&lt;img&gt;</code></li> </ul> <p>The <code>&lt;img&gt;</code> tag is accessible only via the API and must reference files in Salesforce similar to this example: <code>&lt;img src="sfdc://069B0000000omjh"&gt;&lt;/img&gt;</code></p> <p> <b>Note:</b> In API version 35.0 and later, the system replaces special characters in rich text with escaped HTML. In API version 34.0 and prior, all rich text appears as a plain-text representation.</p>
LikeCount	<p><b>Type</b> int</p> <p><b>Properties</b> Filter, Group, Sort</p> <p><b>Description</b> The number of likes associated with this feed item.</p>
LinkUrl	<p><b>Type</b> url</p> <p><b>Properties</b> Nillable, Sort</p> <p><b>Description</b> The URL of a <code>LinkPost</code>.</p>
NetworkScope	<p><b>Type</b> picklist</p> <p><b>Properties</b> Group, Nillable, Restricted picklist, Sort</p> <p><b>Description</b> Specifies whether this feed item is available in the default community, a specific community, or all communities. This field is available in API version 26.0 and later, if Salesforce Communities are enabled for your organization.</p> <p><code>NetworkScope</code> can have the following values:</p> <ul style="list-style-type: none"> <li>• <code>NetworkId</code>—The ID of the community in which the <code>FeedItem</code> is available. If left empty, the feed item is only available in the default community.</li> <li>• <code>AllNetworks</code>—The feed item is available in all communities.</li> </ul> <p>Note the following exceptions for <code>NetworkScope</code>:</p>

Field	Details
	<ul style="list-style-type: none"> <li>• Only feed items with a Group or User parent can set a <code>NetworkId</code> or a null value for <code>NetworkScope</code>.</li> <li>• For feed items with a record parent, users can set <code>NetworkScope</code> only to <code>AllNetworks</code>.</li> <li>• You can't filter a feed item on the <code>NetworkScope</code> field.</li> </ul>
ParentId	<p><b>Type</b> reference</p> <p><b>Properties</b> Filter, Group, Sort</p> <p><b>Description</b> ID of the custom object record that is tracked in the feed. The feed is displayed on the detail page for this record.</p>
RelatedRecordId	<p><b>Type</b> reference</p> <p><b>Properties</b> Group, Nillable, Sort</p> <p><b>Description</b> ID of the <code>ContentVersion</code> object associated with a <code>ContentPost</code>. This field is null for all posts except <code>ContentPost</code>.</p>
Title	<p><b>Type</b> string</p> <p><b>Properties</b> Group, Nillable, Sort</p> <p><b>Description</b> The title of the feed item. When the <code>Type</code> is <code>LinkPost</code>, the <code>LinkUrl</code> is the URL and this field is the link name.</p>
Type	<p><b>Type</b> picklist</p> <p><b>Properties</b> Filter, Group, Nillable, Restricted picklist, Sort</p> <p><b>Description</b> The type of feed item:</p> <ul style="list-style-type: none"> <li>• <code>ActivityEvent</code>—indirectly generated event when a user or the API adds a <a href="#">Task</a> associated with a feed-enabled parent record (excluding email tasks on cases). Also occurs when a user or the API adds or updates a <code>Task</code> or <a href="#">Event</a> associated with a case record (excluding email and call logging).</li> </ul>

Field	Details
	<p>For a recurring Task with CaseFeed disabled, one event is generated for the series only. For a recurring Task with CaseFeed enabled, events are generated for the series and each occurrence.</p> <ul style="list-style-type: none"> <li>• <code>AdvancedTextPost</code>—created when a user posts a group announcement and, in Lightning Experience as of API version 39.0 and later, when a user shares a post.</li> <li>• <code>AnnouncementPost</code>—Not used.</li> <li>• <code>ApprovalPost</code>—generated when a user submits an approval.</li> <li>• <code>BasicTemplateFeedItem</code>—Not used.</li> <li>• <code>CanvasPost</code>—a post made by a canvas app posted on a feed.</li> <li>• <code>CollaborationGroupCreated</code>—generated when a user creates a public group.</li> <li>• <code>CollaborationGroupUnarchived</code>—Not used.</li> <li>• <code>ContentPost</code>—a post with an attached file.</li> <li>• <code>CreatedRecordEvent</code>—generated when a user creates a record from the publisher.</li> <li>• <code>DashboardComponentAlert</code>—generated when a dashboard metric or gauge exceeds a user-defined threshold.</li> <li>• <code>DashboardComponentSnapshot</code>—created when a user posts a dashboard snapshot on a feed.</li> <li>• <code>LinkPost</code>—a post with an attached URL.</li> <li>• <code>PollPost</code>—a poll posted on a feed.</li> <li>• <code>ProfileSkillPost</code>—generated when a skill is added to a user’s Chatter profile.</li> <li>• <code>QuestionPost</code>—generated when a user posts a question.</li> <li>• <code>ReplyPost</code>—generated when Chatter Answers posts a reply.</li> <li>• <code>RypplePost</code>—generated when a user creates a Thanks badge in WDC.</li> <li>• <code>TextPost</code>—a direct text entry on a feed.</li> <li>• <code>TrackedChange</code>—a change or group of changes to a tracked field.</li> <li>• <code>UserStatus</code>—automatically generated when a user adds a post. Deprecated.</li> </ul> <p>The following values appear in the <code>Type</code> picklist for all feed objects but apply only to CaseFeed:</p> <ul style="list-style-type: none"> <li>• <code>CaseCommentPost</code>—generated event when a user adds a case comment for a case object</li> <li>• <code>EmailMessageEvent</code>—generated event when an email related to a case object is sent or received</li> <li>• <code>CallLogPost</code>—generated event when a user logs a call for a case through the user interface. CTI calls also generate this event.</li> <li>• <code>ChangeStatusPost</code>—generated event when a user changes the status of a case</li> <li>• <code>AttachArticleEvent</code>—generated event when a user attaches an article to a case</li> </ul> <p> <b>Note:</b> If you set <code>Type</code> to <code>ContentPost</code>, also specify <code>ContentData</code> and <code>ContentFileName</code>.</p>

Field	Details
Visibility	<p><b>Type</b> picklist</p> <p><b>Properties</b> Filter, Group, Nillable, Restricted picklist, Sort</p> <p><b>Description</b> Specifies whether this feed item is available to all users or internal users only. This field is available in API version 26.0 and later, if Salesforce Communities are enabled for your organization.</p> <p>Visibility can have the following values:</p> <ul style="list-style-type: none"> <li>• <code>AllUsers</code>—The feed item is available to all users who have permission to see the feed item.</li> <li>• <code>InternalUsers</code>—The feed item is available to internal users only.</li> </ul> <p>Note the following exceptions for <code>Visibility</code>:</p> <ul style="list-style-type: none"> <li>• For record posts, <code>Visibility</code> is set to <code>InternalUsers</code> for all internal users by default.</li> <li>• External users can set <code>Visibility</code> only to <code>AllUsers</code>.</li> <li>• On user and group posts, only internal users can set <code>Visibility</code> to <code>InternalUsers</code>.</li> </ul>

## Usage

A feed for a custom object is automatically created when a user enables feed tracking for the custom object. Use feeds to track changes to the custom objects they serve. For example, `Textile__Feed` tracks changes to a `Textile__c` object. Use feed objects to retrieve the content of feed fields, such as type of feed or feed ID.

Note the following SOQL restrictions. No SOQL limit if logged-in user has View All Data permission. If not, specify a `LIMIT` clause of 1,000 records or fewer. SOQL `ORDER BY` on fields using relationships is not available. Use `ORDER BY` on fields on the root object in the SOQL query.

## What About *StandardObjectName*Feed Objects?

Similar to custom objects, standard objects can have associated feed objects. For a list of *StandardObjectName*Feed objects, see [StandardObjectNameFeed](#).

## CHAPTER 4 Associated Objects (Feed, History, OwnerSharingRule, and Share Objects)

This section provides a list of objects associated to standard objects and their standard fields.

Some fields may not be listed for some objects. To see the system fields for each object, see [System Fields](#).

To verify the complete list of fields for an object, use a describe call from the API or inspect with an appropriate tool. For example, inspect the WSDL or use a schema viewer.

### [StandardObjectNameFeed](#)

*StandardObjectNameFeed* is the model for all feed objects associated with standard objects. These objects represent the posts and feed-tracked changes of a standard object.

### [StandardObjectNameHistory](#)

*StandardObjectNameHistory* is the model for all history objects associated with standard objects. These objects represent the history of changes to the values in the fields of a standard object.

### [StandardObjectNameOwnerSharingRule](#)

*StandardObjectNameOwnerSharingRule* is the model for all owner sharing rule objects associated with standard objects. These objects represent a rule for sharing a standard object with users other than the owner.

### [StandardObjectNameShare](#)

*StandardObjectNameShare* is the model for all share objects associated with standard objects. These objects represent a sharing entry on the standard object.

## *StandardObjectNameFeed*

---

*StandardObjectNameFeed* is the model for all feed objects associated with standard objects. These objects represent the posts and feed-tracked changes of a standard object.

The object name is variable and uses *StandardObjectNameFeed* syntax. For example, *AccountFeed* represents the posts and feed-tracked changes on an account record. We list the available associated feed objects at the end of this topic. For specific version information, see the documentation for the standard object.

## Supported Calls

`delete()`, `describeSObjects()`, `getDeleted()`, `getUpdated()`, `query()`, `retrieve()`

## Special Access Rules

In the internal org, users can delete all feed items they created. This rule varies in communities where threaded discussions and delete-blocking are enabled. Community members can delete all feed items they created, provided the feed items don't have content

nested under them—like a comment, answer, or reply. Where the feed item has nested content, only feed moderators and users with the Modify All Data permission can delete threads.

To delete feed items they didn't create, users must have one of these permissions:


- Modify All Data
- Modify All on the parent object, like Account for AccountFeed
- Moderate Chatter

 **Note:** Users with the Moderate Chatter permission can delete only the feed items and comments they can see.

Only users with this permission can delete items in unlisted groups.

For more special access rules, if any, see the documentation for the standard object. For example, for AccountFeed, see the special access rules for Account.

## Fields

Field	Details
BestCommentId	<p><b>Type</b> reference</p> <p><b>Properties</b> Filter, Group, Nillable, Sort</p> <p><b>Description</b> The ID of the comment marked as best answer on a question post. This field is available in API version 44.0 and later.</p>
Body	<p><b>Type</b> textarea</p> <p><b>Properties</b> Nillable, Sort</p> <p><b>Description</b> The body of the post. Required when <code>Type</code> is <code>TextPost</code>. Optional when <code>Type</code> is <code>ContentPost</code> or <code>LinkPost</code>.</p>
CommentCount	<p><b>Type</b> int</p> <p><b>Properties</b> Filter, Group, Sort</p> <p><b>Description</b> The number of comments associated with this feed item.</p> <p> <b>Tip:</b> In a feed that supports pre-moderation, <code>CommentCount</code> isn't updated until a comment is published. For example, say that you comment on a post that already has one published comment and your comment triggers moderation. Now there are two comments on the post, but the count says there's only one. In a moderated feed,</p>

Field	Details
	<p>comments aren't counted until approved by an admin or someone with Can Approve Feed Post and Comment or Modify All Data.</p> <p>Feed moderation has implications on how you retrieve feed comments. In a moderated feed, rather than retrieving comments by looping through <code>CommentCount</code>, go through pagination until the end of comments is returned.</p>
<code>ConnectionId</code>	<p><b>Type</b> reference</p> <p><b>Properties</b> Filter, Group, Nillable, Sort</p> <p><b>Description</b> When a <code>PartnerNetworkConnection</code> modifies a record that is tracked, the <code>CreatedBy</code> field contains the ID of the system administrator. The <code>ConnectionId</code> contains the ID of the <code>PartnerNetworkConnection</code>. Available if Salesforce to Salesforce is enabled for your organization.</p>
<code>ContentData</code>	<p><b>Type</b> base64</p> <p><b>Properties</b> Nillable</p> <p><b>Description</b> Available in API version 36.0 and earlier only. Required if <code>Type</code> is <code>ContentPost</code>. Encoded file data in any format, and can't be 0 bytes. Setting this field automatically sets <code>Type</code> to <code>ContentPost</code>.</p>
<code>ContentDescription</code>	<p><b>Type</b> textarea</p> <p><b>Properties</b> Nillable, Sort</p> <p><b>Description</b> Available in API version 36.0 and earlier only. The description of the file specified in <code>ContentData</code>.</p>
<code>ContentFileName</code>	<p><b>Type</b> string</p> <p><b>Properties</b> Group, Nillable, Sort</p> <p><b>Description</b> Available in API version 36.0 and earlier only. This field is required if <code>Type</code> is <code>ContentPost</code>. The name of the file uploaded to the feed. Setting <code>ContentFileName</code> automatically sets <code>Type</code> to <code>ContentPost</code>.</p>



Field	Details
ContentSize	<p><b>Type</b> int</p> <p><b>Properties</b> Group, Nillable, Sort</p> <p><b>Description</b> Available in API version 36.0 and earlier only. The size of the file (in bytes) uploaded to the feed. This field is read-only and is automatically determined during insert.</p>
ContentType	<p><b>Type</b> string</p> <p><b>Properties</b> Group, Nillable, Sort</p> <p><b>Description</b> Available in API version 36.0 and earlier only. The MIME type of the file uploaded to the feed. This field is read-only and is automatically determined during insert.</p>
FeedPostId	<p><b>Type</b> reference</p> <p><b>Properties</b> Filter, Group, Nillable, Sort</p> <p><b>Description</b> This field was removed in API version 22.0, and is available in earlier versions for backward compatibility only.  ID of the associated FeedPost. A FeedPost represents the following types of changes in a feed item: changes to tracked fields, text posts, link posts, and content posts.</p>
InsertedById	<p><b>Type</b> reference</p> <p><b>Properties</b> Group, Nillable, Sort</p> <p><b>Description</b> ID of the user who added this item to the feed. For example, if an application migrates posts and comments from another application into a feed, the <code>InsertedBy</code> value is set to the ID of the context user.</p>
isRichText	<p><b>Type</b> boolean</p> <p><b>Properties</b> Defaulted on create, Filter, Group, Sort</p> <p><b>Description</b> Indicates whether the feed item <code>Body</code> contains rich text. Set <code>IsRichText</code> to <code>true</code> if you post a rich text feed item via SOAP API. Otherwise, the post is rendered as plain text.</p>



Field	Details
	<p><b>Description</b></p> <p>Specifies whether this feed item is available in the default community, a specific community, or all communities. This field is available in API version 26.0 and later, if Salesforce Communities are enabled for your organization.</p> <p><code>NetworkScope</code> can have the following values:</p> <ul style="list-style-type: none"> <li><code>NetworkId</code>—The ID of the community in which the <code>FeedItem</code> is available. If left empty, the feed item is only available in the default community.</li> <li><code>AllNetworks</code>—The feed item is available in all communities.</li> </ul> <p>Note the following exceptions for <code>NetworkScope</code>:</p> <ul style="list-style-type: none"> <li>Only feed items with a <code>Group</code> or <code>User</code> parent can set a <code>NetworkId</code> or a null value for <code>NetworkScope</code>.</li> <li>For feed items with a record parent, users can set <code>NetworkScope</code> only to <code>AllNetworks</code>.</li> <li>You can't filter a feed item on the <code>NetworkScope</code> field.</li> </ul>
<code>ParentId</code>	<p><b>Type</b> reference</p> <p><b>Properties</b> Filter, Group, Sort</p> <p><b>Description</b> ID of the record that is tracked in the feed. The detail page for the record displays the feed.</p>
<code>RelatedRecordId</code>	<p><b>Type</b> reference</p> <p><b>Properties</b> Group, Nillable, Sort</p> <p><b>Description</b> ID of the <code>ContentVersion</code> record associated with a <code>ContentPost</code>. This field is null for all posts except <code>ContentPost</code>.</p>
<code>Title</code>	<p><b>Type</b> string</p> <p><b>Properties</b> Group, Nillable, Sort</p> <p><b>Description</b> The title of the feed item. When the <code>Type</code> is <code>LinkPost</code>, the <code>LinkUrl</code> is the URL and this field is the link name.</p>
<code>Type</code>	<p><b>Type</b> picklist</p>

**Field**

**Details**

**Properties**

Filter, Group, Nillable, Restricted picklist, Sort

**Description**

The type of feed item:


- **ActivityEvent**—indirectly generated event when a user or the API adds a **Task** associated with a feed-enabled parent record (excluding email tasks on cases). Also occurs when a user or the API adds or updates a **Task** or **Event** associated with a case record (excluding email and call logging).

For a recurring **Task** with **CaseFeed** disabled, one event is generated for the series only. For a recurring **Task** with **CaseFeed** enabled, events are generated for the series and each occurrence.

- **AdvancedTextPost**—created when a user posts a group announcement and, in Lightning Experience as of API version 39.0 and later, when a user shares a post.
- **AnnouncementPost**—Not used.
- **ApprovalPost**—generated when a user submits an approval.
- **BasicTemplateFeedItem**—Not used.
- **CanvasPost**—a post made by a canvas app posted on a feed.
- **CollaborationGroupCreated**—generated when a user creates a public group.
- **CollaborationGroupUnarchived**—Not used.
- **ContentPost**—a post with an attached file.
- **CreatedRecordEvent**—generated when a user creates a record from the publisher.
- **DashboardComponentAlert**—generated when a dashboard metric or gauge exceeds a user-defined threshold.
- **DashboardComponentSnapshot**—created when a user posts a dashboard snapshot on a feed.
- **LinkPost**—a post with an attached URL.
- **PollPost**—a poll posted on a feed.
- **ProfileSkillPost**—generated when a skill is added to a user’s Chatter profile.
- **QuestionPost**—generated when a user posts a question.
- **ReplyPost**—generated when Chatter Answers posts a reply.
- **RypplePost**—generated when a user creates a Thanks badge in WDC.
- **TextPost**—a direct text entry on a feed.
- **TrackedChange**—a change or group of changes to a tracked field.
- **UserStatus**—automatically generated when a user adds a post. Deprecated.

The following values appear in the **Type** picklist for all feed objects but apply only to **CaseFeed**:

- **CaseCommentPost**—generated event when a user adds a case comment for a case object
- **EmailMessageEvent**—generated event when an email related to a case object is sent or received

Field	Details
	<ul style="list-style-type: none"> <li>• <code>CallLogPost</code>—generated event when a user logs a call for a case through the user interface. CTI calls also generate this event.</li> <li>• <code>ChangeStatusPost</code>—generated event when a user changes the status of a case</li> <li>• <code>AttachArticleEvent</code>—generated event when a user attaches an article to a case</li> </ul> <p> <b>Note:</b> If you set <code>Type</code> to <code>ContentPost</code>, also specify <code>ContentData</code> and <code>ContentFileName</code>.</p>

<p>Visibility</p>	<p><b>Type</b> picklist</p> <p><b>Properties</b> Filter, Group, Nillable, Restricted picklist, Sort</p> <p><b>Description</b> Specifies whether this feed item is available to all users or internal users only. This field is available in API version 26.0 and later, if Salesforce Communities are enabled for your organization.</p> <p>Visibility can have the following values:</p> <ul style="list-style-type: none"> <li>• <code>AllUsers</code>—The feed item is available to all users who have permission to see the feed item.</li> <li>• <code>InternalUsers</code>—The feed item is available to internal users only.</li> </ul> <p>Note the following exceptions for <code>Visibility</code>:</p> <ul style="list-style-type: none"> <li>• For record posts, <code>Visibility</code> is set to <code>InternalUsers</code> for all internal users by default.</li> <li>• External users can set <code>Visibility</code> only to <code>AllUsers</code>.</li> <li>• On user and group posts, only internal users can set <code>Visibility</code> to <code>InternalUsers</code>.</li> </ul>
-------------------	--

## Usage

A feed for an object is automatically created when a user enables feed tracking for the object. Use feeds to track changes to records. For example, `AccountFeed` tracks changes to an account record. Use feed objects to retrieve the content of feed fields, such as type of feed or feed ID.

- `NewsFeed` and `UserProfileFeed` are available in API version 18.0 through API version 26.0. In API version 27.0 and later, `NewsFeed` and `UserProfileFeed` are no longer available in SOAP API. Use Connect REST API to access `NewsFeed` and `UserProfileFeed`.

Use the `NewsFeed` object to query and retrieve lead feed items associated with a converted lead record.

- For `NewsFeed` and `UserProfileFeed`, users who do not have the View All Data permission have the following limitations when querying records: Must specify a `LIMIT` clause and the limit must be less than or equal to 1000. Can include a `WHERE` clause that references object fields, but can't include references to fields in related objects. For example, you can filter by `CreatedDate` or `ParentId`, but not by `Parent.Name`. Can include an `ORDER BY` clause that references object fields, but can't include

references to fields in related objects. For example, `ORDER BY CreatedDate` or `ParentId`, but not by `Parent.Name`. To query for the most recent feed items, `ORDER BY CreatedDate DESC, Id DESC`.

Note the following SOQL restrictions. No SOQL limit if logged-in user has View All Data permission. If not, specify a `LIMIT` clause of 1,000 records or fewer. SOQL `ORDER BY` on fields using relationships is not available. Use `ORDER BY` on fields on the root object in the SOQL query.

- The name `Article_Type__Feed` is variable, where `Article Type` is the object name for the article type associated with the article. For example, `Offer__Feed` represents a feed on an article of type `Offer`.
- Field Service Lightning must be enabled in your organization for `ServiceAppointmentFeed`, `ServiceCrewFeed`, `ServiceMemberFeed`, `ServiceResourceCapacityFeed`, `ServiceResourceFeed`, `ServiceResourceSkillFeed`, `ServiceTerritoryFeed`, `ServiceTerritoryMemberFeed`, and `SkillRequirementFeed`.
- For `WorkOrderFeed`, Work Orders or Field Service Lightning must be enabled in your organization.
- On `UserFeed`, if you use the `FeedComment` object to comment on a user record, the user can delete the comment. For example, if John Smith adds a comment to the feed on Sasha Jones' user record, Sasha can delete the comment.

## Objects That Follow This Model

These objects follow the standard pattern for associated feed objects.

- `AccountFeed`
- `AccountRelationshipFeed`
- `ActiveScratchOrgFeed`
- `AssetFeed`
- `AssetDowntimePeriodFeed`
- `AssetRelationshipFeed`
- `AssignedResourceFeed`
- `CampaignFeed`
- `CaseFeed`
- `ChannelProgramFeed`
- `ChannelProgramLevelFeed`
- `ChannelProgramMemberFeed`
- `CollaborationGroupFeed`
- `CommSubscriptionChannelTypeFeed`
- `CommSubscriptionConsentFeed`
- `CommSubscriptionFeed`
- `CommSubscriptionTimingFeed`
- `ConsumptionScheduleFeed`
- `ContactFeed`
- `ContentDocumentFeed`
- `ContractFeed`
- `CredentialStuffingEventStoreFeed`
- `DashboardComponentFeed`

- DashboardFeed
- EngagementChannelTypeFeed
- EnhancedLetterheadFeed
- EntitlementFeed
- EntityMilestoneFeed
- EventFeed
- ExternalAccountHierarchyFeed
- GoalFeed
- JobProfileFeed
- LandingPageFeed
- LeadFeed
- LinkedArticleFeed
- LiveChatTranscriptFeed
- LocationFeed
- MaintenanceAssetFeed
- MaintenancePlanFeed
- MarketingFormFeed
- MarketingLinkFeed
- MessagingSessionFeed
- MetricFeed
- NamespaceRegistryFeed
- OperatingHoursFeed
- OpportunityFeed
- OrderFeed
- OrderItemFeed
- PartnerFundAllocationFeed
- PartnerFundClaimFeed
- PartnerFundRequestFeed
- PartnerMarketingBudgetFeed
- PartyConsentFeed
- Product2Feed
- ProductConsumedFeed
- ProductItemFeed
- ProductItemTransactionFeed
- ProductRequestFeed
- ProductRequestLineItemFeed
- ProductRequiredFeed
- ProductTransferFeed
- ProfileSkillEndorsementFeed
- ProfileSkillFeed

- ProfileSkillUserFeed
- QuoteFeed
- ReportAnomalyEventStoreFeed
- ReportFeed
- ResourceAbsenceFeed
- ResourcePreferenceFeed
- ReturnOrderFeed
- ReturnOrderLineItemFeed
- ScratchOrgInfoFeed
- ServiceAppointmentCapacityUsageFeed
- ServiceAppointmentFeed
- ServiceContractFeed
- ServiceCrewFeed
- ServiceCrewMemberFeed
- ServiceResourceCapacityFeed
- ServiceResourceFeed
- ServiceResourceSkillFeed
- ServiceTerritoryFeed
- ServiceTerritoryLocationFeed
- ServiceTerritoryMemberFeed
- ServiceTerritoryWorkTypeFeed
- SessionHijackingEventStoreFeed
- ShiftFeed
- ShipmentFeed
- SignupRequestFeed
- SiteFeed
- SkillRequirementFeed
- SnippetFeed
- SocialPostFeed
- SolutionFeed
- SOSSessionFeed
- SurveyFeed
- TaskFeed
- Territory2ModelFeed
- ThreatDetectionFeedbackFeed
- TimeSheetEntryFeed
- TimeSheetFeed
- TopicFeed
- UserFeed
- UserProfileFeed



- WebStorePricebookFeed
- WorkBadgeDefinitionFeed
- WorkCapacityLimitFeed
- WorkCapacityUsageFeed
- WorkCoachingFeed
- WorkFeedbackRequestFeed
- WorkGoalFeed
- WorkOrderFeed
- WorkOrderLineItemFeed
- WorkPerformanceCycleFeed
- WorkRewardFundFeed
- WorkRewardFundTypeFeed
- WorkTypeFeed
- WorkTypeGroupFeed
- WorkTypeGroupMemberFeed

## Objects That Don't Follow This Model

[Custom object feed objects](#) and *Article Type\_\_Feed* (API 20.0) use a different naming syntax, but they have the same supported calls and fields.

## *StandardObjectNameHistory*

---

*StandardObjectNameHistory* is the model for all history objects associated with standard objects. These objects represent the history of changes to the values in the fields of a standard object.

The object name is variable and uses *StandardObjectNameHistory* syntax. For example, *AccountHistory* represents the history of changes to the values of an account record's fields. We list the available associated history objects at the end of this topic. For specific version information, see the documentation for the standard object.

## Supported Calls

`describeSObjects()`, `getDeleted()`, `getUpdated()`, `query()`, `retrieve()`

## Special Access Rules

For specific special access rules, if any, see the documentation for the standard object. For example, for *AccountHistory*, see the special access rules for *Account*.

## Fields

Field Name	Details
<i>StandardObjectId</i>	<p><b>Type</b> reference</p> <p><b>Properties</b> Filter, Group, Sort</p> <p><b>Description</b> ID of the standard object.</p>
DataType	<p><b>Type</b> picklist</p> <p><b>Properties</b> Filter, Group, Nillable, Restricted picklist, Sort</p> <p><b>Description</b> Data type of the field that was changed.</p>
Field	<p><b>Type</b> picklist</p> <p><b>Properties</b> Filter, Group, Restricted picklist, Sort</p> <p><b>Description</b> Name of the field that was changed.</p>
NewValue	<p><b>Type</b> anyType</p> <p><b>Properties</b> Nillable, Sort</p> <p><b>Description</b> New value of the field that was changed.</p>
OldValue	<p><b>Type</b> anyType</p> <p><b>Properties</b> Nillable, Sort</p> <p><b>Description</b> Old value of the field that was changed.</p>

## Objects That Follow This Model

These objects follow the standard pattern for associated history objects.

- AccountHistory

- AccountRelationshipHistory
- ActiveScratchOrgHistory
- AssetHistory
- AssetDowntimePeriodHistory
- AssetRelationshipHistory
- AssociatedLocationHistory
- AuthorizationFormConsentHistory
- AuthorizationFormDataUseHistory
- AuthorizationFormHistory
- AuthorizationFormTextHistory
- CampaignHistory
- [CaseHistory](#)
- ChannelProgramHistory
- ChannelProgramLevelHistory
- ChannelProgramMemberHistory
- CommSubscriptionChannelTypeHistory
- CommSubscriptionConsentHistory
- CommSubscriptionHistory
- CommSubscriptionTimingHistory
- ContactHistory
- ContactPointConsentHistory
- ContactPointEmailHistory
- ContactPointPhoneHistory
- ContactPointTypeConsentHistory
- [ContentDocumentHistory](#)
- [ContentVersionHistory](#)
- ContractHistory
- ContractLineItemHistory
- DataUseLegalBasisHistory
- DataUsePurposeHistory
- ContactPointConsentHistory
- EntitlementHistory
- EntityMilestoneHistory
- GoalHistory
- [IndividualHistory](#)
- JobProfileHistory
- LeadHistory
- [LinkedArticleHistory](#)
- [LiveAgentSessionHistory](#)
- LiveChatTranscriptHistory

- LocationHistory
- MacroHistory
- MaintenanceAssetHistory
- MaintenancePlanHistory
- MessagingEndUserHistory
- MessagingSessionHistory
- MetricDataLinkHistory
- MetricHistory
- NamespaceRegistryHistory
- [OrderHistory](#)
- OrderItemHistory
- PartnerFundAllocationHistory
- PartnerFundClaimHistory
- PartnerFundRequestHistory
- PartnerMarketingBudgetHistory
- PartyConsentHistory
- [Pricebook2History](#)
- PricebookEntryHistory
- Product2History
- ProductConsumedHistory
- ProductItemHistory
- ProductItemTransactionHistory
- ProductRequestHistory
- ProductRequestLineItemHistory
- ProductRequiredHistory
- ProductTransferHistory
- ProfileSkillEndorsementHistory
- ProfileSkillHistory
- ProfileSkillUserHistory
- QuickTextHistory
- ResourceAbsenceHistory
- ResourcePreferenceHistory
- ReturnOrderHistory
- ReturnOrderLineItemHistory
- SOSSessionHistory
- ScratchOrgInfoHistory
- ServiceAppointmentCapacityUsageHistory
- ServiceAppointmentHistory
- ServiceContractHistory
- ServiceCrewHistory

- ServiceCrewMemberHistory
- ServiceReportHistory
- [ServiceResourceCapacityHistory](#)
- ServiceResourceHistory
- ServiceResourceSkillHistory
- ServiceTerritoryHistory
- ServiceTerritoryLocationHistory
- ServiceTerritoryMemberHistory
- ServiceTerritoryWorkTypeHistory
- [ShiftHistory](#)
- ShipmentHistory
- SignupRequestHistory
- [SiteHistory](#)
- SkillRequirementHistory
- SocialPersonaHistory
- SocialPostHistory
- SolutionHistory
- [Territory2ModelHistory](#)
- TimeSheetEntryHistory
- TimeSheetHistory
- WorkBadgeDefinitionHistory
- WorkCapacityLimitHistory
- WorkCapacityUsageHistory
- WorkCoachingHistory
- WorkFeedbackHistory
- WorkFeedbackQuestionHistory
- WorkFeedbackQuestionSetHistory
- WorkFeedbackRequestHistory
- [WorkGoalCollaboratorHistory](#)
- [WorkGoalHistory](#)
- [WorkOrderHistory](#)
- [WorkOrderLineItemHistory](#)
- WorkPerformanceCycleHistory
- WorkRewardFundHistory
- WorkRewardFundTypeHistory
- WorkRewardHistory
- WorkTypeGroupHistory
- WorkTypeGroupMemberHistory
- WorkTypeHistory

## Objects That Don't Follow This Model

These objects *don't* follow the standard pattern for associated history objects. They are documented separately.


- [KnowledgeArticleVersionHistory](#)
- [OpportunityHistory](#)
- [ProcessInstanceHistory](#)
- [RecordActionHistory](#)
- [WebCartHistory](#)

## *StandardObjectNameOwnerSharingRule*

---

*StandardObjectNameOwnerSharingRule* is the model for all owner sharing rule objects associated with standard objects. These objects represent a rule for sharing a standard object with users other than the owner.

The object name is variable and uses *StandardObjectNameOwnerSharingRule* syntax. For example, *ChannelProgramOwnerSharingRule* is a rule for sharing a channel program with users other than the channel program owner. We list the available associated owner sharing rule objects at the end of this topic. For specific version information, see the standard object documentation.

 **Note:** To enable access to this object for your org, contact Salesforce customer support. However, we recommend that you instead use Metadata API to programmatically update owner sharing rules because it triggers automatic sharing rule recalculation. The [SharingRules](#) Metadata API type is enabled for all orgs.

## Supported Calls


`create()`, `delete()`, `describeSObjects()`, `getDeleted()`, `getUpdated()`, `query()`, `retrieve()`, `update()`, `upsert()`

## Special Access Rules

For specific special access rules, if any, see the documentation for the standard object. For example, for *ChannelProgramOwnerSharingRule*, see the special access rules for *ChannelProgram*.

## Fields

Field Name	Details
<code>AccessLevel</code>	<p><b>Type</b> picklist</p> <p><b>Properties</b> Create, Filter, Group, Restricted picklist, Sort, Update</p> <p><b>Description</b> Determines the level of access users have to records. Values are:</p> <ul style="list-style-type: none"> <li>• <code>Read</code> (read only)</li> <li>• <code>Edit</code> (read/write)</li> </ul>

Field Name	Details
Description	<p><b>Type</b> textarea</p> <p><b>Properties</b> Create, Filter, Nillable, Sort, Update</p> <p><b>Description</b> Description of the sharing rule. Maximum length is 1000 characters.</p>
DeveloperName	<p><b>Type</b> string</p> <p><b>Properties</b> Create, Filter, Group, Nillable, Sort, Update</p> <p><b>Description</b> The unique name of the object in the API. This name can contain only underscores and alphanumeric characters, and must be unique in your org. It must begin with a letter, not include spaces, not end with an underscore, and not contain two consecutive underscores. In managed packages, this field prevents naming conflicts on package installations. With this field, a developer can change the object's name in a managed package and the changes are reflected in a subscriber's organization.</p> <p> <b>Note:</b> When creating large sets of data, always specify a unique <code>DeveloperName</code> for each record. If no <code>DeveloperName</code> is specified, performance may slow while Salesforce generates one for each record.</p>
GroupId	<p><b>Type</b> reference</p> <p><b>Properties</b> Create, Filter, Group, Sort</p> <p><b>Description</b> ID of the source group. Records that are owned by users in the source group trigger the rule to give access.</p>
Name	<p><b>Type</b> string</p> <p><b>Properties</b> Create, Filter, Group, idLookup, Sort, Update</p> <p><b>Description</b> Label of the sharing rule as it appears in the UI. Maximum length is 80 characters.</p>
UserOrGroupId	<p><b>Type</b> reference</p>

Field Name	Details
	<p><b>Properties</b> Create, Filter, Group, Sort</p>
	<p><b>Description</b> ID of the user or group that you are granting access to.</p>

## Objects That Follow This Model

These objects follow the standard pattern for associated owner sharing rule objects.

- AccountBrandOwnerSharingRule
- AccountRelationshipOwnerSharingRule
- ActionPlanOwnerSharingRule
- ActionPlanTemplateOwnerSharingRule
- ActiveScratchOrgOwnerSharingRule
- AgentWorkOwnerSharingRule
- AuthorizationFormConsentOwnerSharingRule
- AuthorizationFormDataUseOwnerSharingRule
- AuthorizationFormOwnerSharingRule
- ChannelProgramLevelOwnerSharingRule
- ChannelProgramMemberOwnerSharingRule
- ChannelProgramOwnerSharingRule
- CommerceEntitlementPolicyOwnerSharingRule
- CommSubscriptionChannelTypeOwnerSharingRule
- CommSubscriptionConsentOwnerSharingRule
- CommSubscriptionOwnerSharingRule
- ContactPointConsentOwnerSharingRule
- ContactPointEmailOwnerSharingRule
- ContactPointPhoneOwnerSharingRule
- ContactPointTypeConsentOwnerSharingRule
- ContactRequestOwnerSharingRule
- DataUseLegalBasisOwnerSharingRule
- DataUsePurposeOwnerSharingRule
- ElectronicMediaGroupOwnerSharingRule
- EngagementChannelTypeOwnerSharingRule
- ExternalAccountHierarchyOwnerSharingRule
- [FlowInterviewOwnerSharingRule](#)
- GoalOwnerSharingRule
- JobProfileOwnerSharingRule
- ListEmailOwnerSharingRule



- LiveAgentSessionOwnerSharingRule
- LiveChatTranscriptOwnerSharingRule
- LocationOwnerSharingRule
- MacroOwnerSharingRule
- MacroUsageOwnerSharingRule
- MaintenancePlanOwnerSharingRule
- MessagingEndUserOwnerSharingRule
- MessagingSessionOwnerSharingRule
- MetricOwnerSharingRule
- OrgDeleteRequestOwnerSharingRule
- PartnerFundAllocationOwnerSharingRule
- PartnerFundClaimOwnerSharingRule
- PartnerFundRequestOwnerSharingRule
- PartnerMarketingBudgetOwnerSharingRule
- PartyConsentOwnerSharingRule
- PendingServiceRoutingOwnerSharingRule
- ProductMediaOwnerSharingRule
- PersonListOwnerSharingRule
- ProductItemOwnerSharingRule
- ProductRequestOwnerSharingRule
- ProductTransferOwnerSharingRule
- ProfileSkillOwnerSharingRule
- [PromptActionOwnerSharingRule](#)
- QuickTextOwnerSharingRule
- QuickTextUsageOwnerSharingRule
- QuoteOwnerSharingRule
- [ReturnOrderOwnerSharingRule](#)
- SOSSessionOwnerSharingRule
- ScratchOrgInfoOwnerSharingRule
- ServiceAppointmentOwnerSharingRule
- [ServiceContractOwnerSharingRule](#)
- [ServiceCrewOwnerSharingRule](#)
- [ServiceResourceOwnerSharingRule](#)
- ServiceTerritoryOwnerSharingRule
- [ShiftOwnerSharingRule](#)
- ShipmentOwnerSharingRule
- SignupRequestOwnerSharingRule
- SocialPostOwnerSharingRule
- SurveyInvitationOwnerSharingRule
- SurveyOwnerSharingRule

- TimeSheetOwnerSharingRule
- UserAppMenuCustomizationOwnerSharingRule
- UserProvisioningRequestOwnerSharingRule
- UserServicePresenceOwnerSharingRule
- VoiceCallListOwnerSharingRule
- VoiceCallOwnerSharingRule
- VoiceCallQualityFeedbackOwnerSharingRule
- VoiceCallRecordingOwnerSharingRule
- VoiceCoachingOwnerSharingRule
- VoiceMailContentOwnerSharingRule
- VoiceMailGreetingOwnerSharingRule
- VoiceMailMessageOwnerSharingRule
- VoiceUserLineOwnerSharingRule
- VoiceUserPreferencesOwnerSharingRule
- VoiceVendorLineOwnerSharingRule
- WebCartOwnerSharingRule
- WishListOwnerSharingRule
- WorkAccessOwnerSharingRule
- WorkBadgeDefinitionOwnerSharingRule
- WorkCapacityLimitOwnerSharingRule
- WorkCoachingOwnerSharingRule
- WorkFeedbackOwnerSharingRule
- WorkFeedbackQuestionOwnerSharingRule
- WorkFeedbackQuestionSetOwnerSharingRule
- WorkFeedbackRequestOwnerSharingRule
- WorkGoalOwnerSharingRule
- WorkOrderOwnerSharingRule
- WorkPerformanceCycleOwnerSharingRule
- WorkRewardFundOwnerSharingRule
- WorkRewardFundTypeOwnerSharingRule
- WorkRewardOwnerSharingRule
- WorkThanksOwnerSharingRule
- WorkTypeGroupOwnerSharingRule
- WorkTypeOwnerSharingRule

## Objects That Don't Follow This Model

These objects *don't* follow the standard pattern for associated owner sharing rule objects. They are documented separately.

- [AccountOwnerSharingRule](#)
- [AssetOwnerSharingRule](#)

- [CampaignOwnerSharingRule](#)
- [CaseOwnerSharingRule](#)
- [ContactOwnerSharingRule](#)
- [LeadOwnerSharingRule](#)
- [OpportunityOwnerSharingRule](#)
- [OrderOwnerSharingRule](#)

## *StandardObjectNameShare*

---

*StandardObjectNameShare* is the model for all share objects associated with standard objects. These objects represent a sharing entry on the standard object.

The object name is variable and uses *StandardObjectNameShare* syntax. For example, *AccountBrandShare* is a sharing entry on an account brand. We list the available associated share objects at the end of this topic. For specific version information, see the standard object documentation.

## Supported Calls

`create()`, `delete()`, `describeSObjects()`, `query()`, `retrieve()`, `update()`, `upsert()`

## Special Access Rules

For specific special access rules, if any, see the documentation for the standard object. For example, for *AccountBrandShare*, see the special access rules for *AccountBrand*.

## Fields

Field Name	Details
<code>AccessLevel</code>	<p><b>Type</b> picklist</p> <p><b>Properties</b> Create, Filter, Group, Restricted picklist, Sort, Update</p> <p><b>Description</b> The level of access allowed. Values are:</p> <ul style="list-style-type: none"> <li>• <code>All</code> (owner)</li> <li>• <code>Edit</code> (read/write)</li> <li>• <code>Read</code> (read only)</li> </ul>
<code>ParentId</code>	<p><b>Type</b> reference</p> <p><b>Properties</b> Create, Filter, Group, Sort</p>

Field Name	Details
	<p><b>Description</b> ID of the parent record.</p>
RowCause	<p><b>Type</b> picklist</p> <p><b>Properties</b> Create, Filter, Group, Nillable, Restricted picklist, Sort</p> <p><b>Description</b> Reason that the sharing entry exists.</p>
UserOrGroupId	<p><b>Type</b> reference</p> <p><b>Properties</b> Create, Filter, Group, Sort</p> <p><b>Description</b> ID of the user or group that has been given access to the object.</p>

## Objects That Follow This Model

These objects follow the standard pattern for associated history objects.

- AccountBrandShare
- AccountRelationshipShare
- ActionPlanShare
- ActionPlanTemplateShare
- ActiveScratchOrgShare
- AgentWorkShare
- AuthorizationFormConsentShare
- AuthorizationFormDataUseShare
- AuthorizationFormShare
- ChannelProgramLevelShare
- ChannelProgramMemberShare
- ChannelProgramShare
- CommSubscriptionChannelTypeShare
- CommSubscriptionConsentShare
- CommSubscriptionShare
- ContactPointConsentShare
- ContactPointEmailShare
- ContactPointPhoneShare
- ContactPointTypeConsentShare

- [ContactRequestShare](#)
- DataUseLegalBasisShare
- DataUsePurposeShare
- ElectronicMediaGroupShare
- EngagementChannelTypeShare
- [FlowInterviewShare](#)
- GoalShare
- JobProfileShare
- ListEmailShare
- [LiveAgentSessionShare](#)
- [LiveChatTranscriptShare](#)
- LocationShare
- MacroShare
- MacroUsageShare
- MaintenancePlanShare
- MessagingEndUserShare
- MessagingSessionShare
- MetricShare
- OrgDeleteRequestShare
- PartnerFundAllocationShare
- PartnerFundClaimShare
- PartnerFundRequestShare
- PartnerMarketingBudgetShare
- PartyConsentShare
- PendingServiceRoutingShare
- PersonListShare
- ProductItemShare
- ProductMedia
- ProductRequestShare
- ProductTransferShare
- [ProfileSkillShare](#)
- [PromptActionShare](#)
- QuickTextShare
- QuickTextUsageShare
- QuoteShare
- ReturnOrderShare
- SOSSessionShare
- ScratchOrgInfoShare
- ServiceAppointmentShare
- ServiceContractShare

- ServiceCrewShare
- ServiceResourceShare
- ServiceTerritoryShare
- [ShiftShare](#)
- ShipmentShare
- SignupRequestShare
- SocialPostShare
- SurveyShare
- Survey
- SurveyEngagementContextShare
- SurveyInvitationShare
- TimeSheetShare
- UserAppMenuCustomizationShare
- [UserEmailPreferredPersonShare](#)
- UserProvisioningRequestShare
- UserServicePresenceShare
- VoiceCallListShare
- VoiceCallQualityFeedbackShare
- VoiceCallRecordingShare
- VoiceCallShare
- VoiceCoachingShare
- VoiceMailContentShare
- VoiceMailGreetingShare
- VoiceMailMessageShare
- VoiceUserLineShare
- VoiceUserPreferencesShare
- VoiceVendorLineShare
- WebCartShare
- WishlistShare
- [WorkAccessShare](#)
- WorkBadgeDefinitionShare
- WorkCapacityLimitShare
- WorkCoachingShare
- WorkFeedbackQuestionSetShare
- WorkFeedbackQuestionShare
- WorkFeedbackRequestShare
- WorkFeedbackShare
- [WorkGoalShare](#)
- [WorkOrderShare](#)
- WorkPerformanceCycleShare

- [WorkRewardFundShare](#)
- [WorkRewardFundTypeShare](#)
- [WorkRewardShare](#)
- [WorkThanksShare](#)
- [WorkTypeGroupShare](#)
- [WorkTypeShare](#)

## Objects That Don't Follow This Model

These objects *don't* follow the standard pattern for associated history objects. They are documented separately.

- [AccountShare](#)
- [AssetShare](#)
- [CampaignShare](#)
- [CaseShare](#)
- [ContactShare](#)
- [IndividualShare](#)
- [LeadShare](#)
- [OpportunityShare](#)
- [UserShare](#)

## CHAPTER 5 Data Model

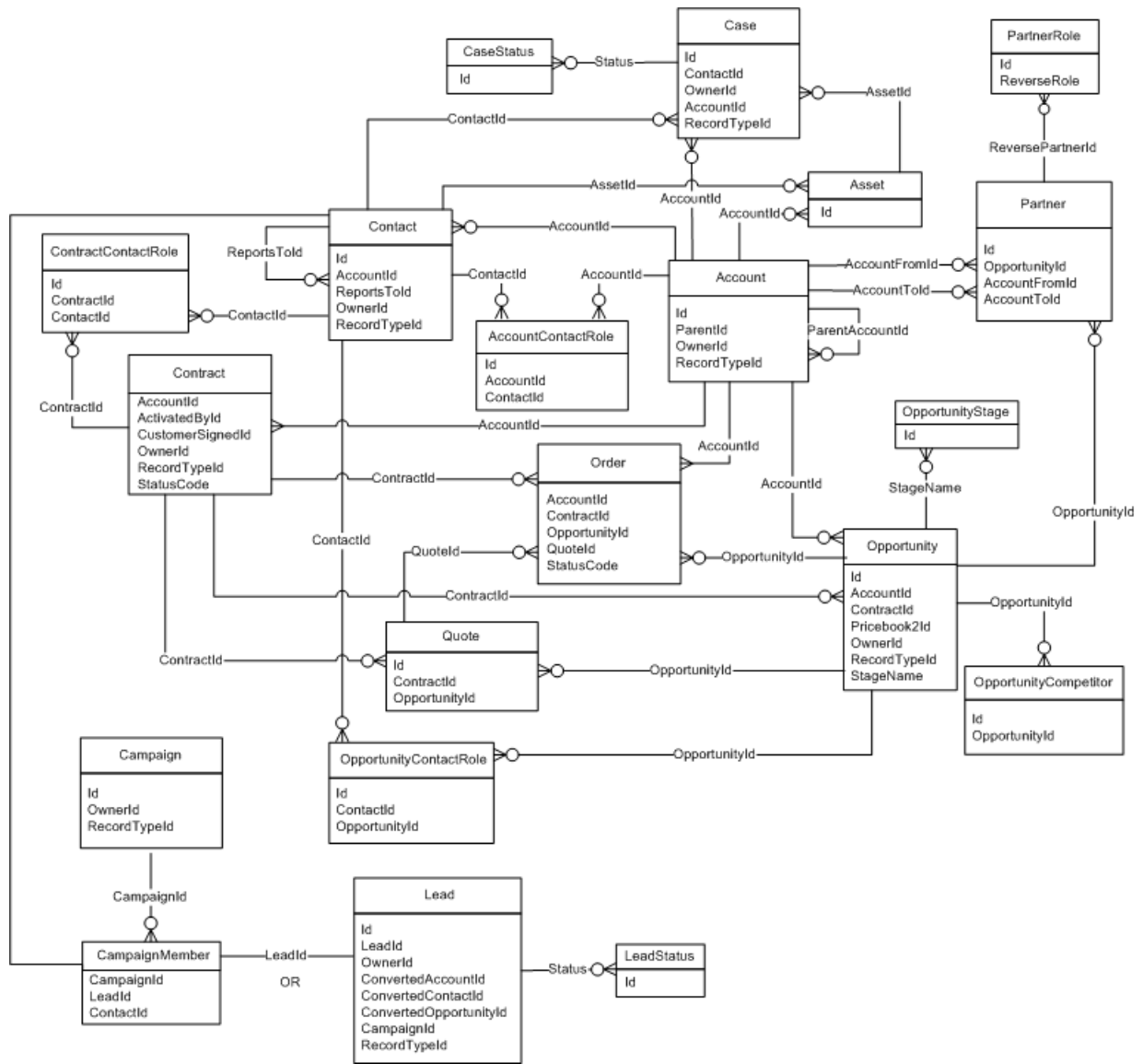
The entity relationship diagrams (ERDs) for standard Salesforce objects in this section illustrate important relationships between objects. Salesforce ERDs use crow's foot notation. The following ERDs are available.

- [Sales Objects](#)—includes accounts, contacts, opportunities, leads, campaigns, and other related objects
- [Task and Event Objects](#)—includes tasks and events and their related objects
- [Support Objects](#)—includes cases and solutions and their related objects
- [Salesforce Knowledge Objects](#)—includes view and vote statistics, article versions, and other related objects
- [Document, Note, and Attachment Objects](#)—includes documents, notes, and attachments and their related objects
- [User, Sharing, and Permission Objects](#)—includes users, profiles, and roles
- [User Email Objects](#)
- [Profile and Permission Objects](#)—includes users, profiles, permission sets, and related permission objects
- [Record Type Objects](#)—includes record types and business processes and their related objects
- [Product and Schedule Objects](#)—includes opportunities, products, and schedules
- [Sharing and Team Selling Objects](#)—includes account teams, opportunity teams, and sharing objects
- [Forecasts Objects](#)—includes objects for Collaborative Forecasts.
- [Territory Management 2.0 Objects](#)—includes territories and related objects associated with Territory Management 2.0
- [Territory Management](#)—includes territories and related objects
- [Process Objects](#)—includes approval processes and related objects
- [Content Objects](#)—includes content and libraries and their related objects
- [Chatter Feed Objects](#)—includes objects related to feeds
- [Consent Management Objects](#)—includes consent, authorization form, and communication subscription objects
- [WDC Badge and Reward Objects](#)—includes badge and reward objects
- [WDC Feedback and Performance Cycle Objects](#)—includes feedback and performance cycle objects

Each ERD includes links to the topics that describe the fields in objects related to the diagram. The data model for your custom objects depends on what you create.



# Sales Objects

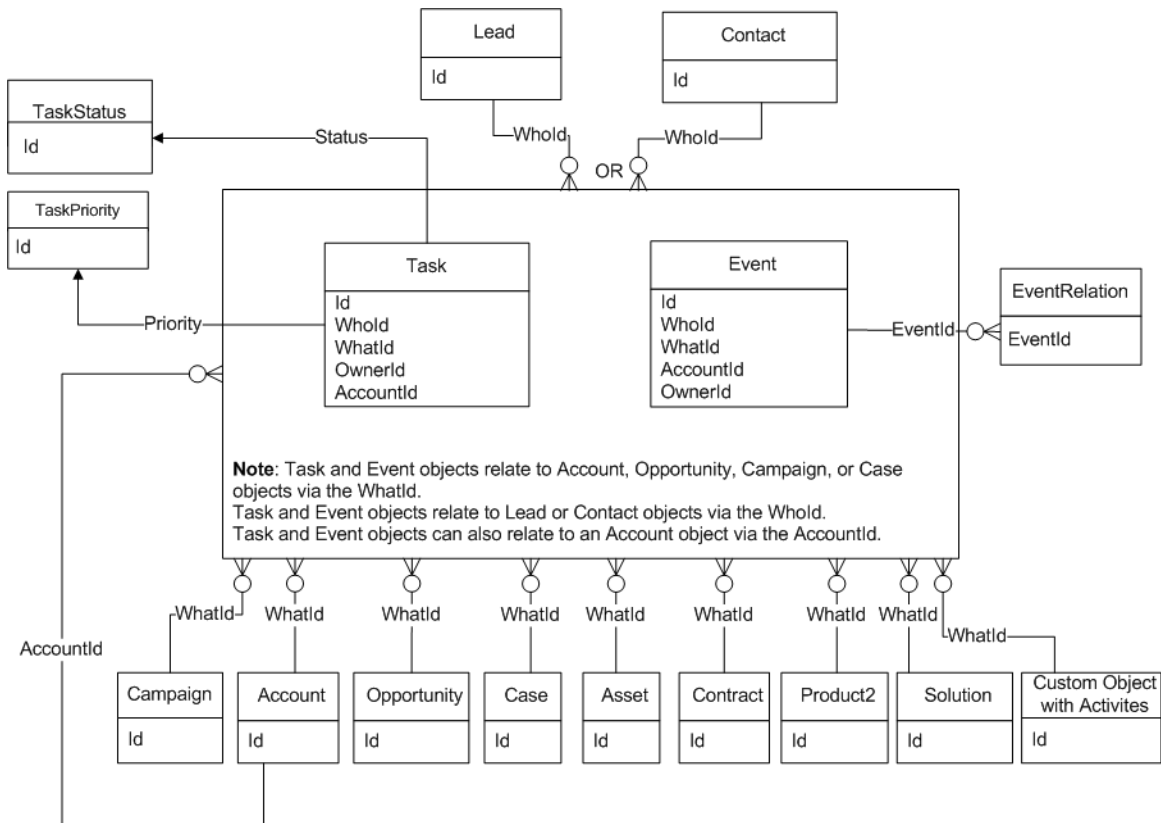


SEE ALSO:

[Standard Objects](#)

[Data Model](#)

# Task and Event Objects

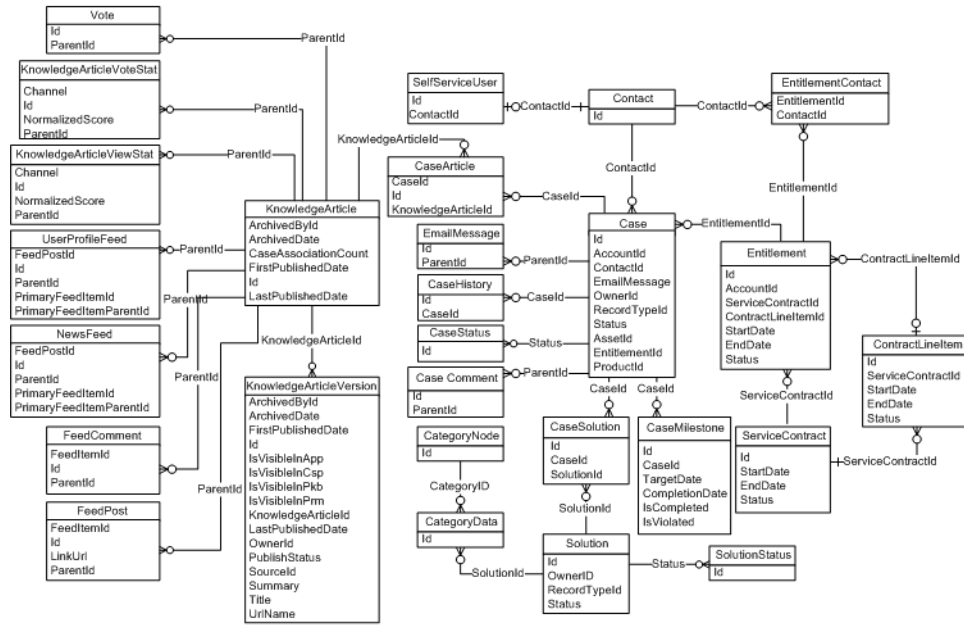


SEE ALSO:

[Standard Objects](#)

[Data Model](#)

# Support Objects



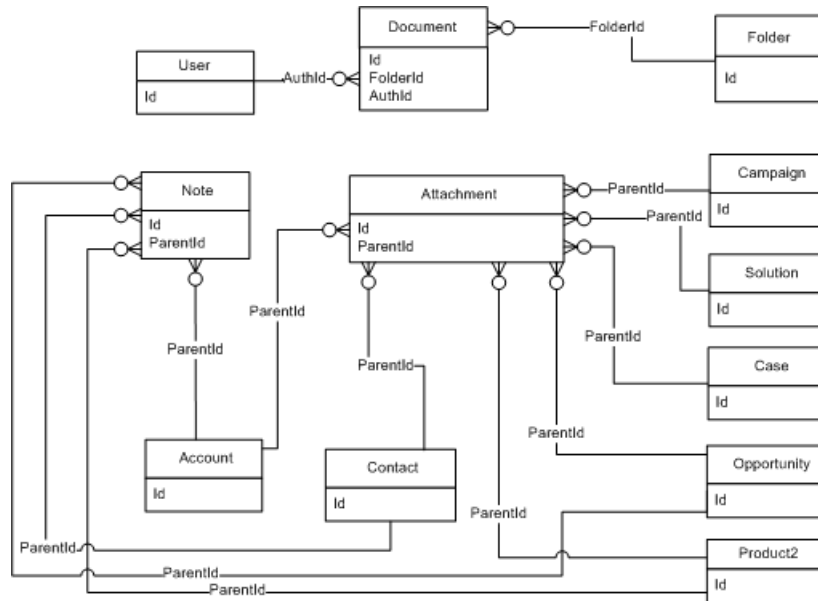
SEE ALSO:

[Standard Objects](#)

[Data Model](#)

# Document, Note, and Attachment Objects

---

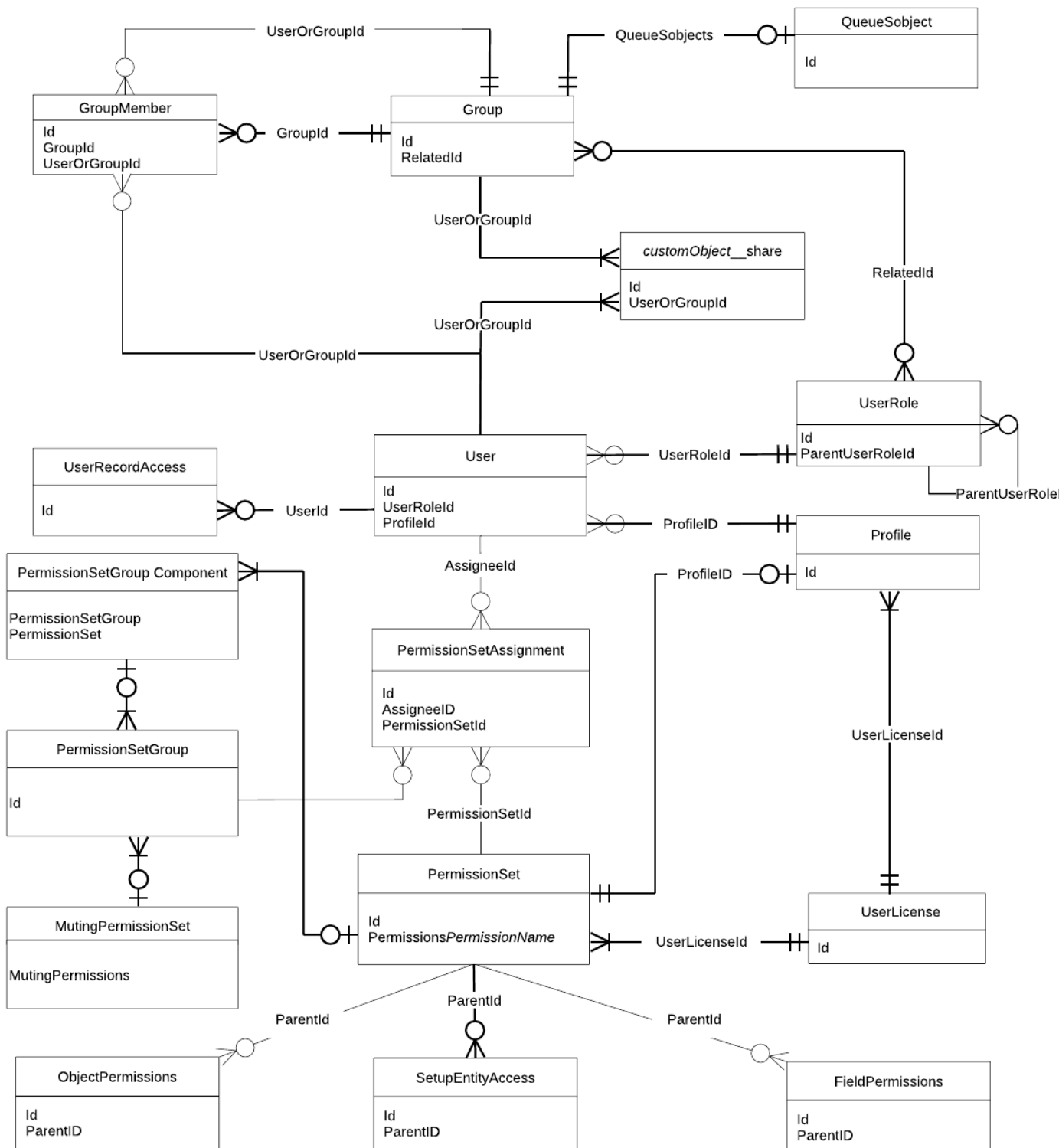


SEE ALSO:

[Standard Objects](#)

[Data Model](#)

# User, Sharing, and Permission Objects



SEE ALSO:

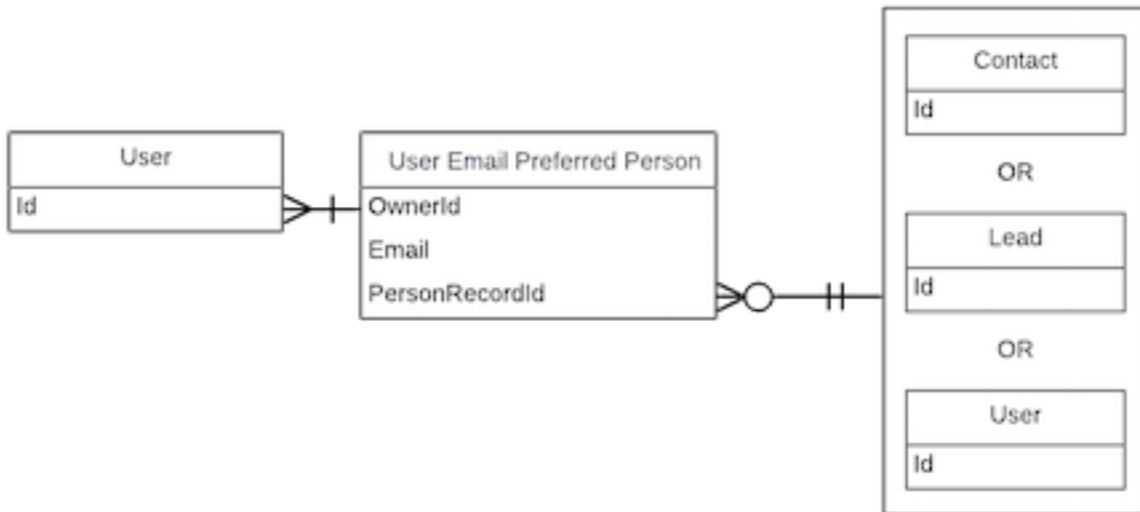
[Standard Objects](#)

[Data Model](#)

[Profile and Permission Objects](#)

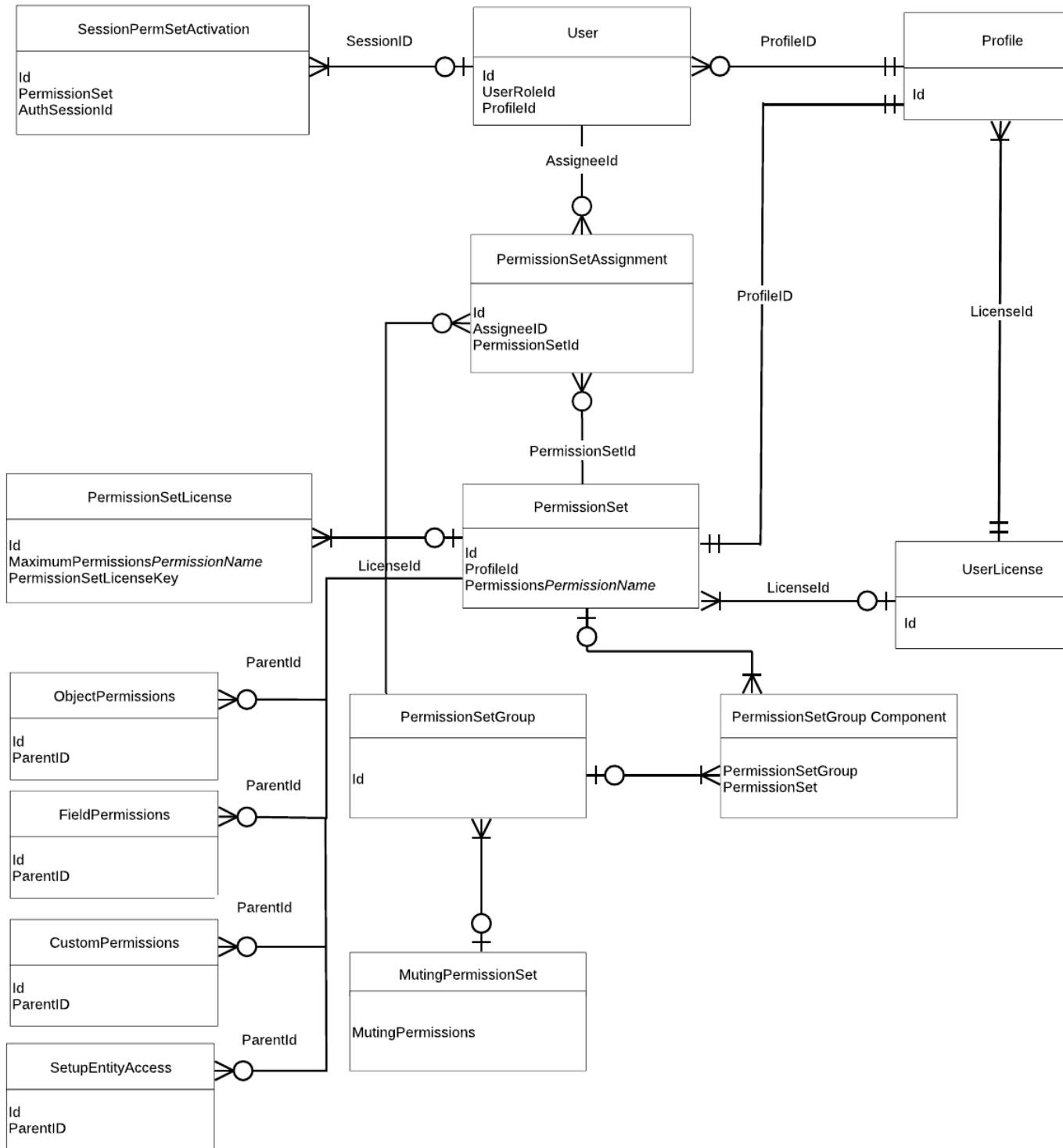
## User Email Objects

---



## Profile and Permission Objects

---





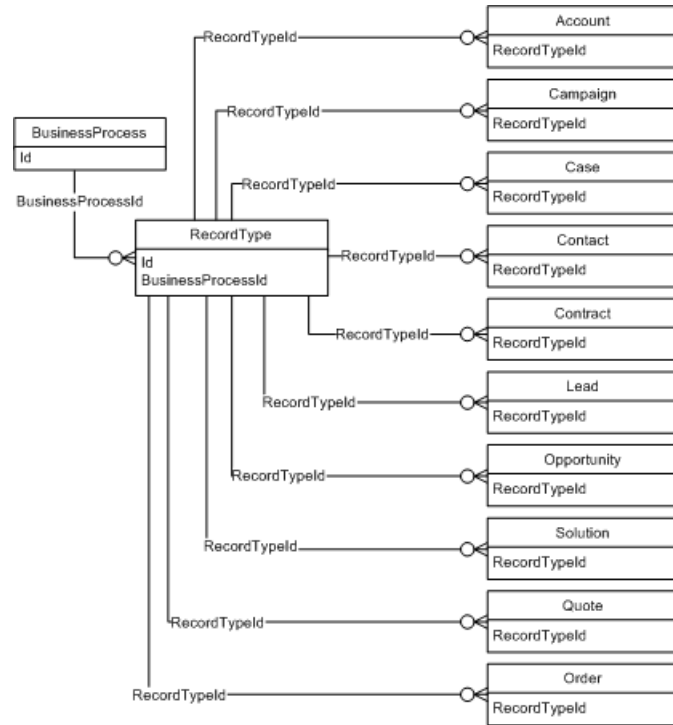
SEE ALSO:

[Standard Objects](#)

[Data Model](#)

## Record Type Objects

---

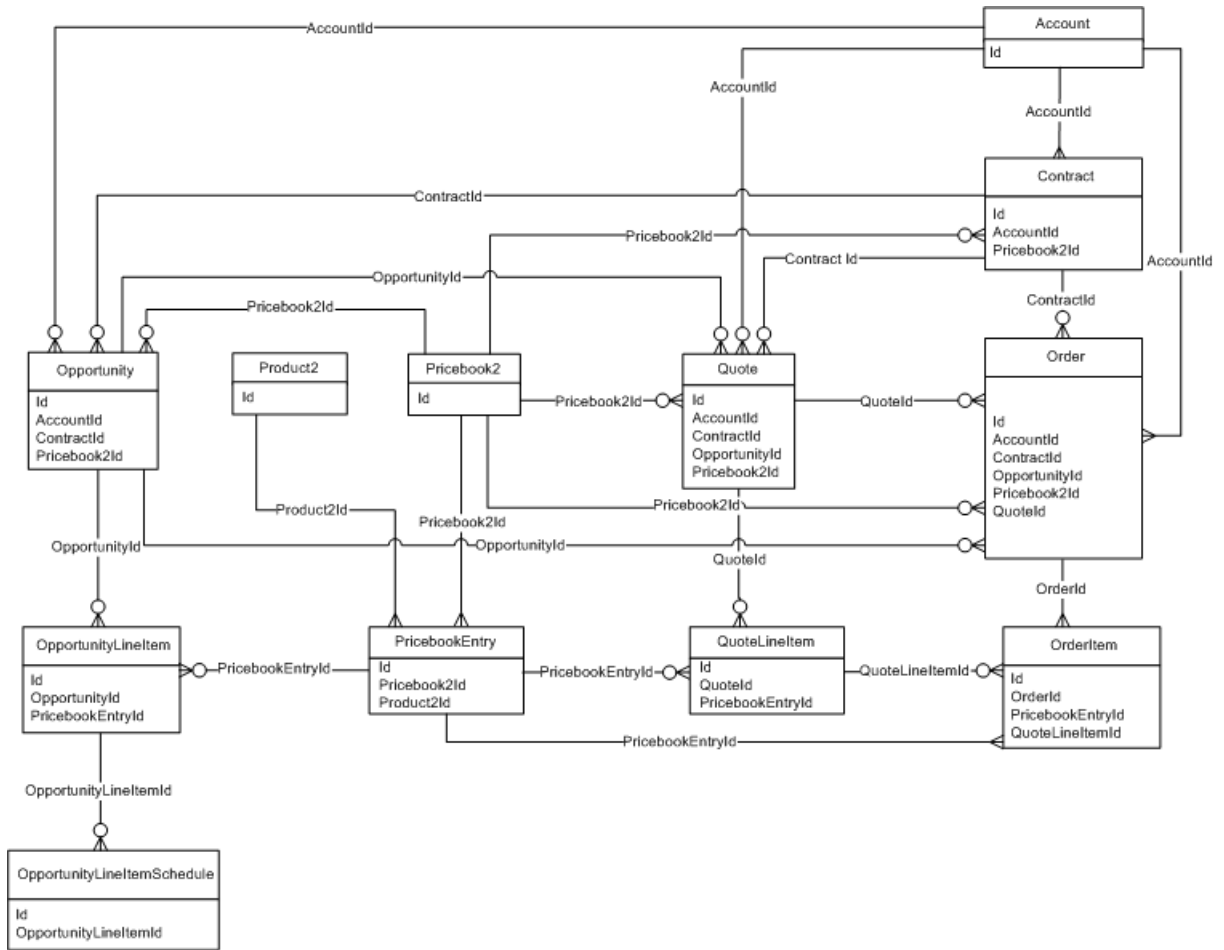


SEE ALSO:

[Standard Objects](#)

[Data Model](#)

# Product and Schedule Objects



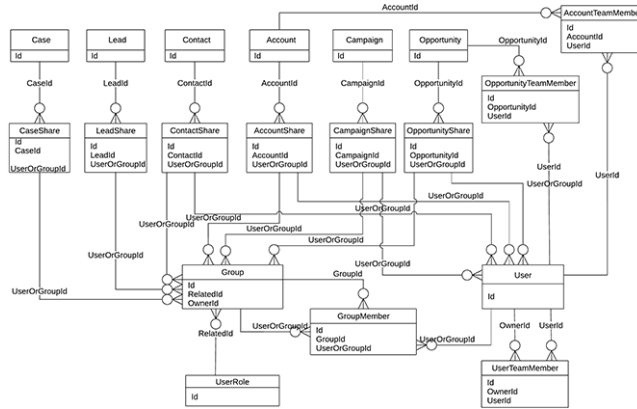
Create a separate PricebookEntry for each currency and price combination.

SEE ALSO:

[Standard Objects](#)

[Data Model](#)


# Sharing and Team Selling Objects



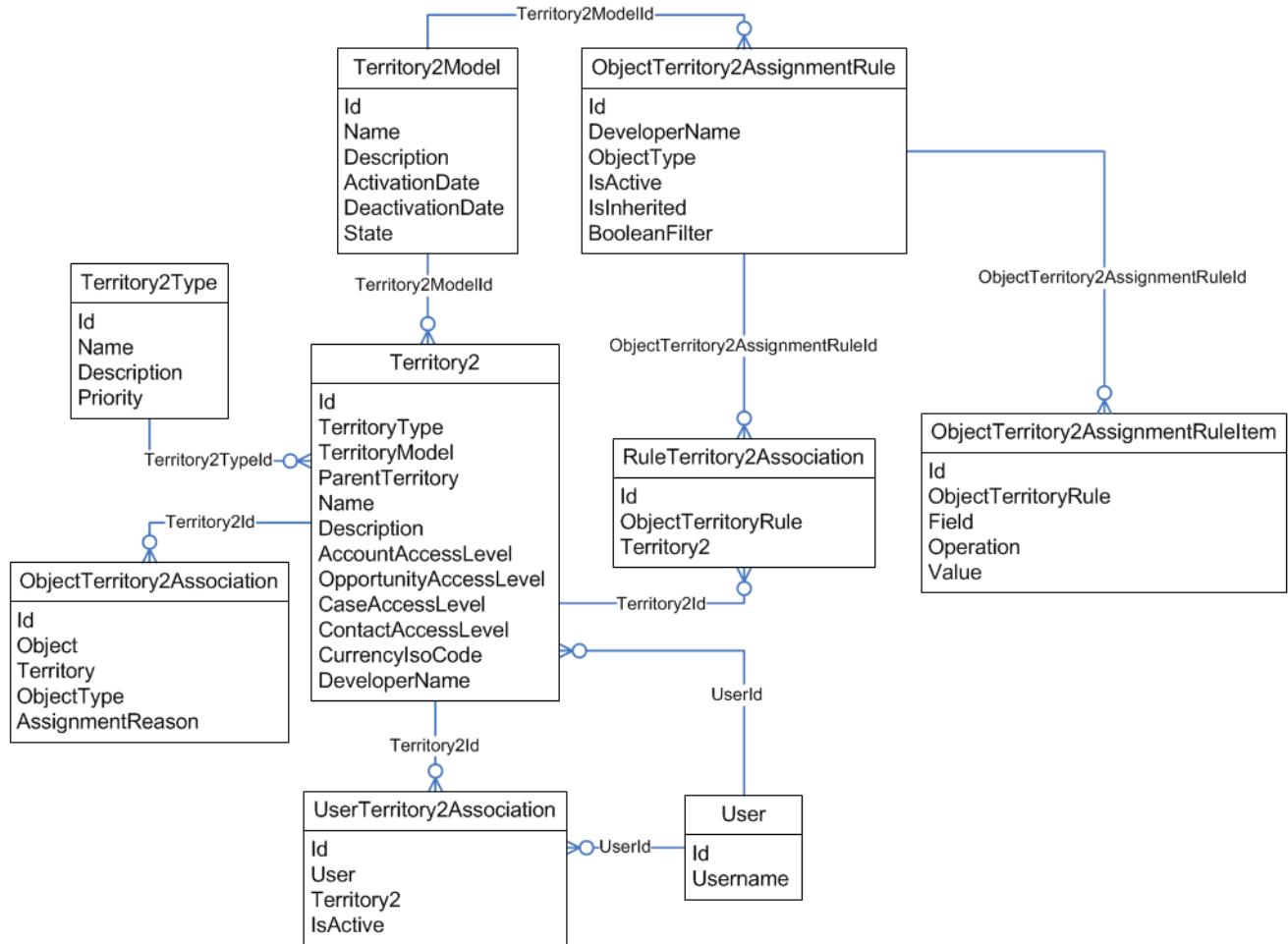
SEE ALSO:

- [Standard Objects](#)
- [Data Model](#)

# Forecasts Objects

 **Note:** This information only applies to Collaborative Forecasts.



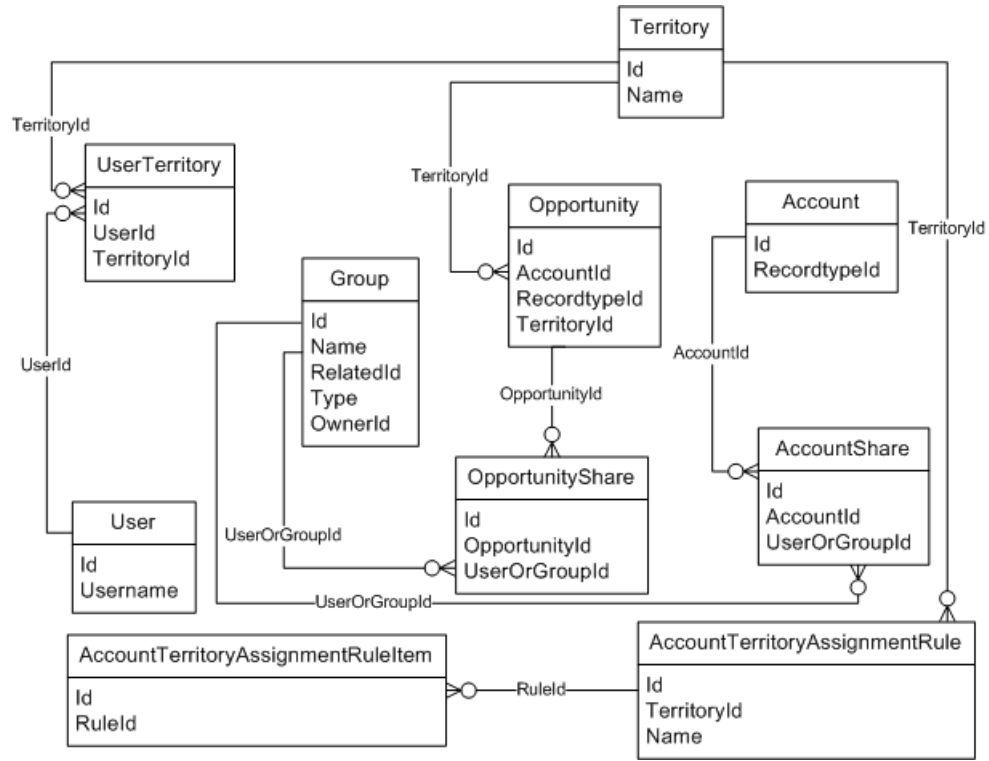


SEE ALSO:

- [Standard Objects](#)
- [Data Model](#)

## Territory Management

**Note:** The original territory management feature is scheduled for retirement for all customers as of Summer '21. After the feature is retired, users can't access the original territory management feature and its underlying data. We encourage you to migrate to Enterprise Territory Management. We also strongly recommend that you keep a comprehensive backup of your territory data while you're still using the original territory management feature. For more information, see [The Original Territory Management Module Will Be Retired in the Summer '21 Release](#). The information in this topic applies to the original territory management feature only, and not to Enterprise Territory Management.



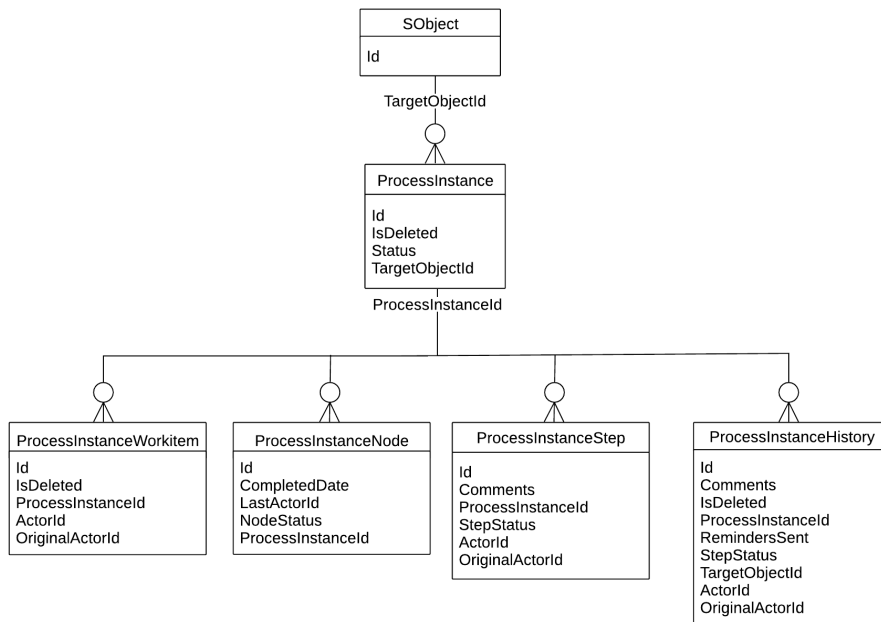
SEE ALSO:

[Standard Objects](#)

[Data Model](#)

# Process Objects

---



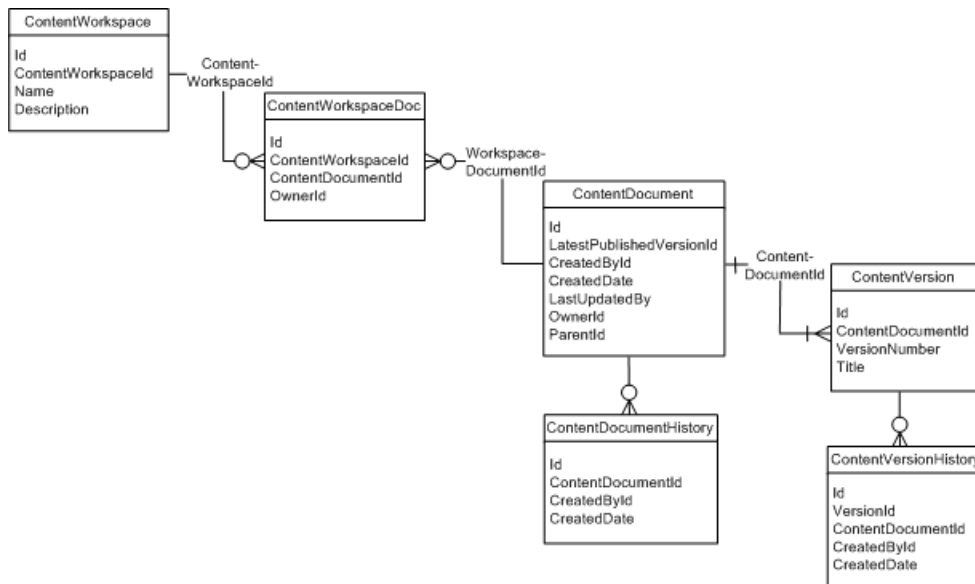
SEE ALSO:

[Standard Objects](#)

[Data Model](#)

## Content Objects

---



SEE ALSO:

[Standard Objects](#)

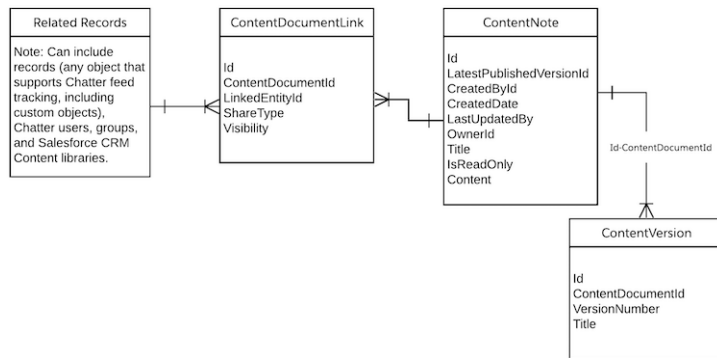
[Data Model](#)

## ContentNote Objects

---

The ContentNote object represents notes created with the enhanced version of the Salesforce note-taking tool.





SEE ALSO:

[ContentNote](#)

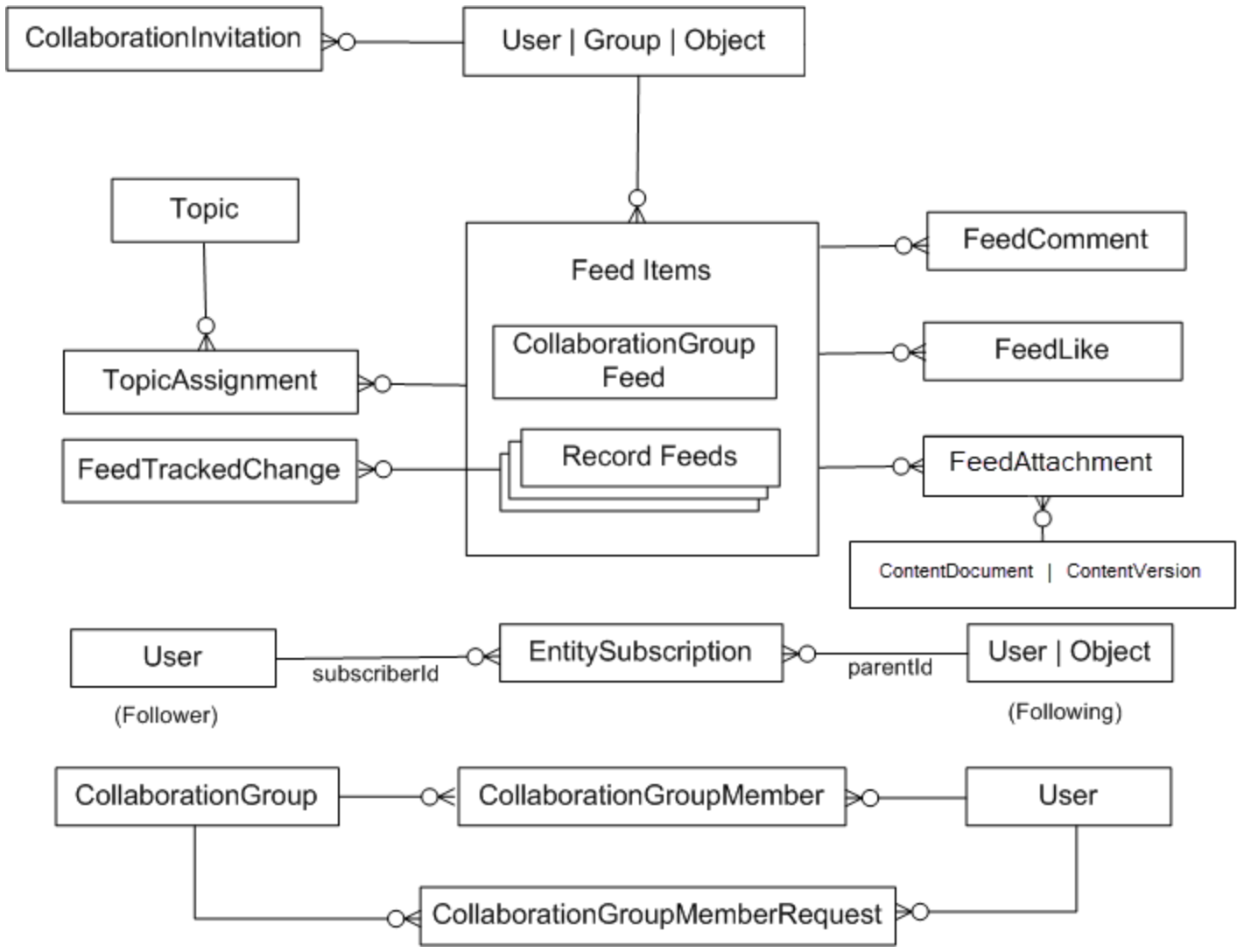
## Chatter Objects

---

Diagram showing the relationships between the Chatter objects

The following diagram shows the relationships between the major Chatter objects.

- A feed item is an entry in the feed, such as a change to a record that's being followed, an updated post, or a user status change.
- All feed items have a `ParentId`, which is either:
  - a record
  - a user
  - a group

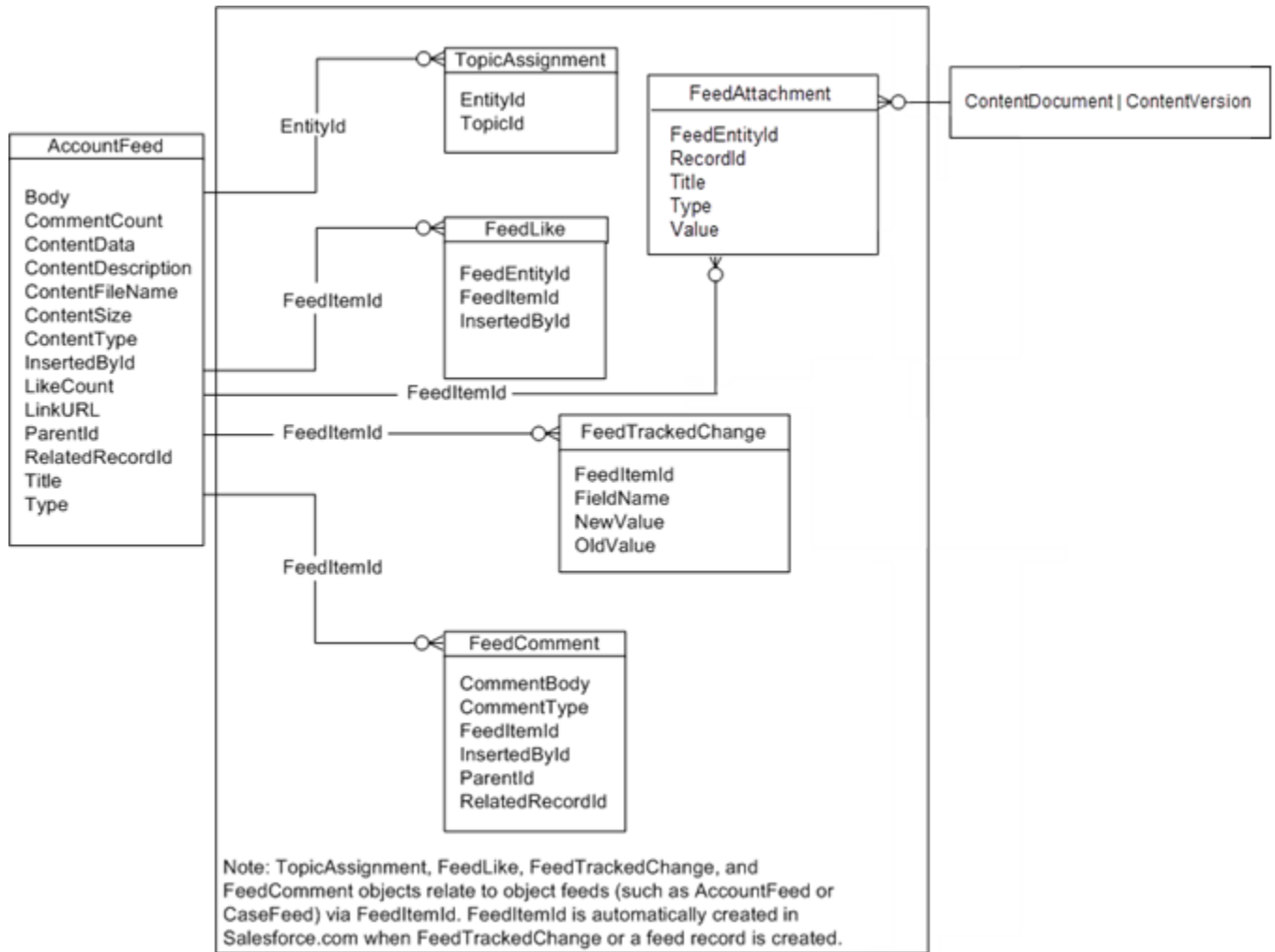


SEE ALSO:

[Standard Objects](#)

[Data Model](#)

## Chatter Feed Objects



## Standard Objects with Feeds

For a list of standard objects with feeds, see [StandardObjectNameFeed](#).

SEE ALSO:

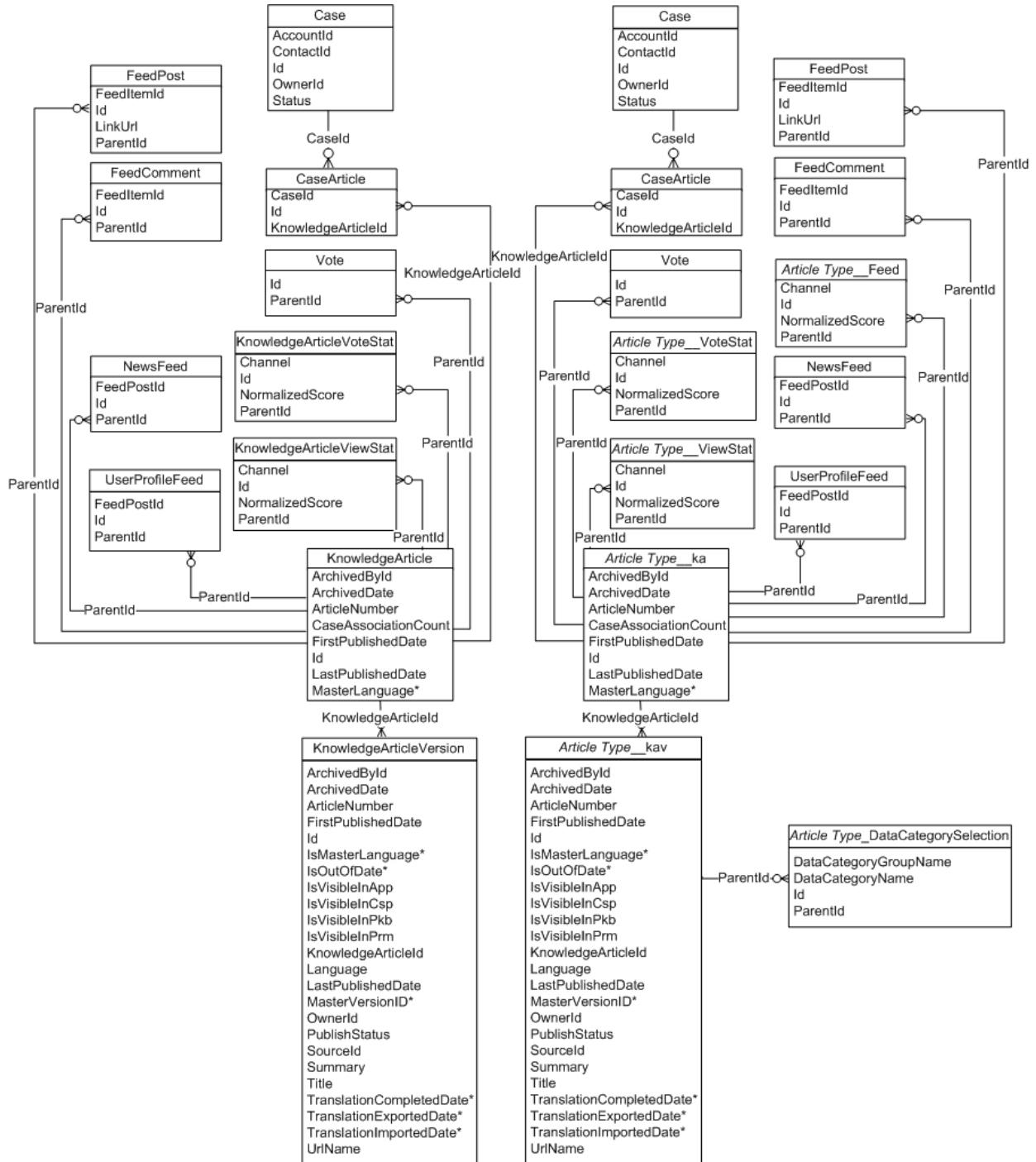
[Standard Objects](#)

[Data Model](#)

## Salesforce Knowledge Objects

This entity relationship diagram (ERD) illustrates relationships between the Salesforce Knowledge objects in Lightning Knowledge.

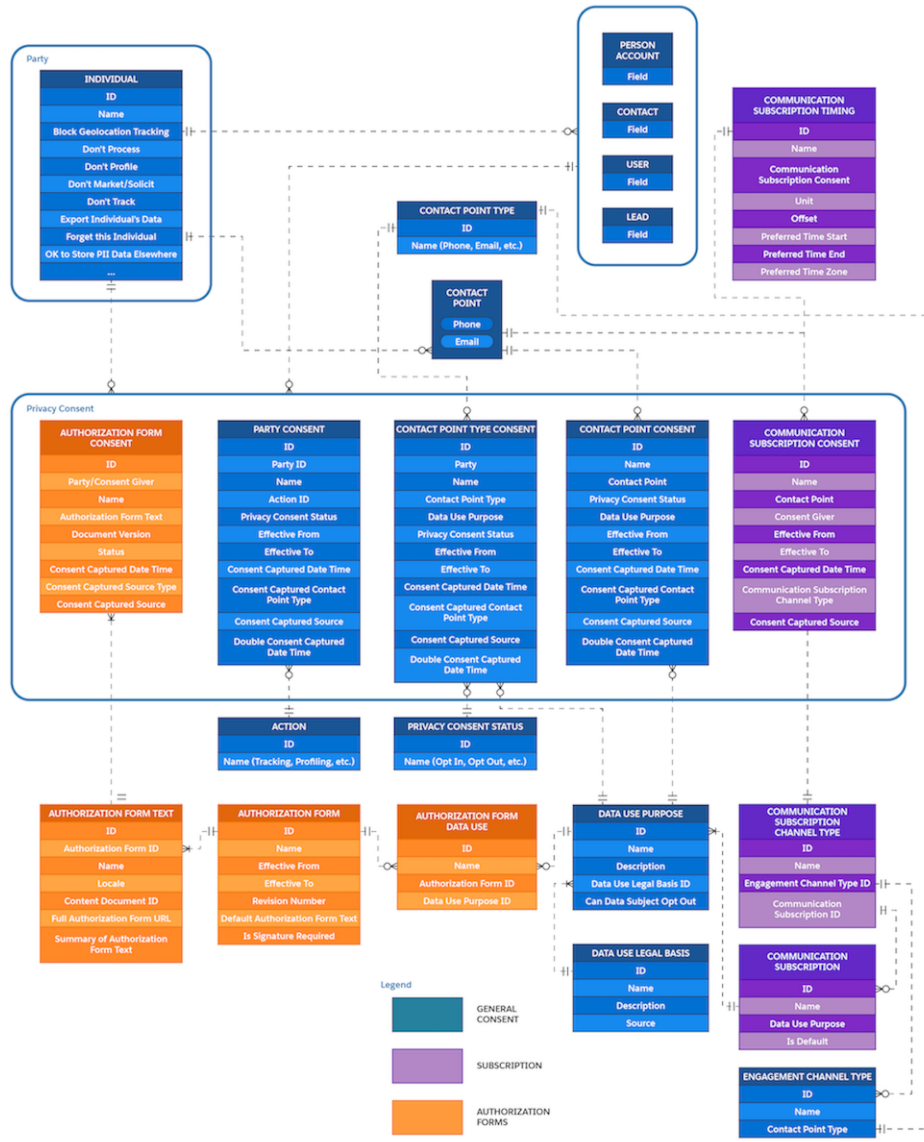




SEE ALSO:

- [Standard Objects](#)
- [Data Model](#)

# Consent Management Objects

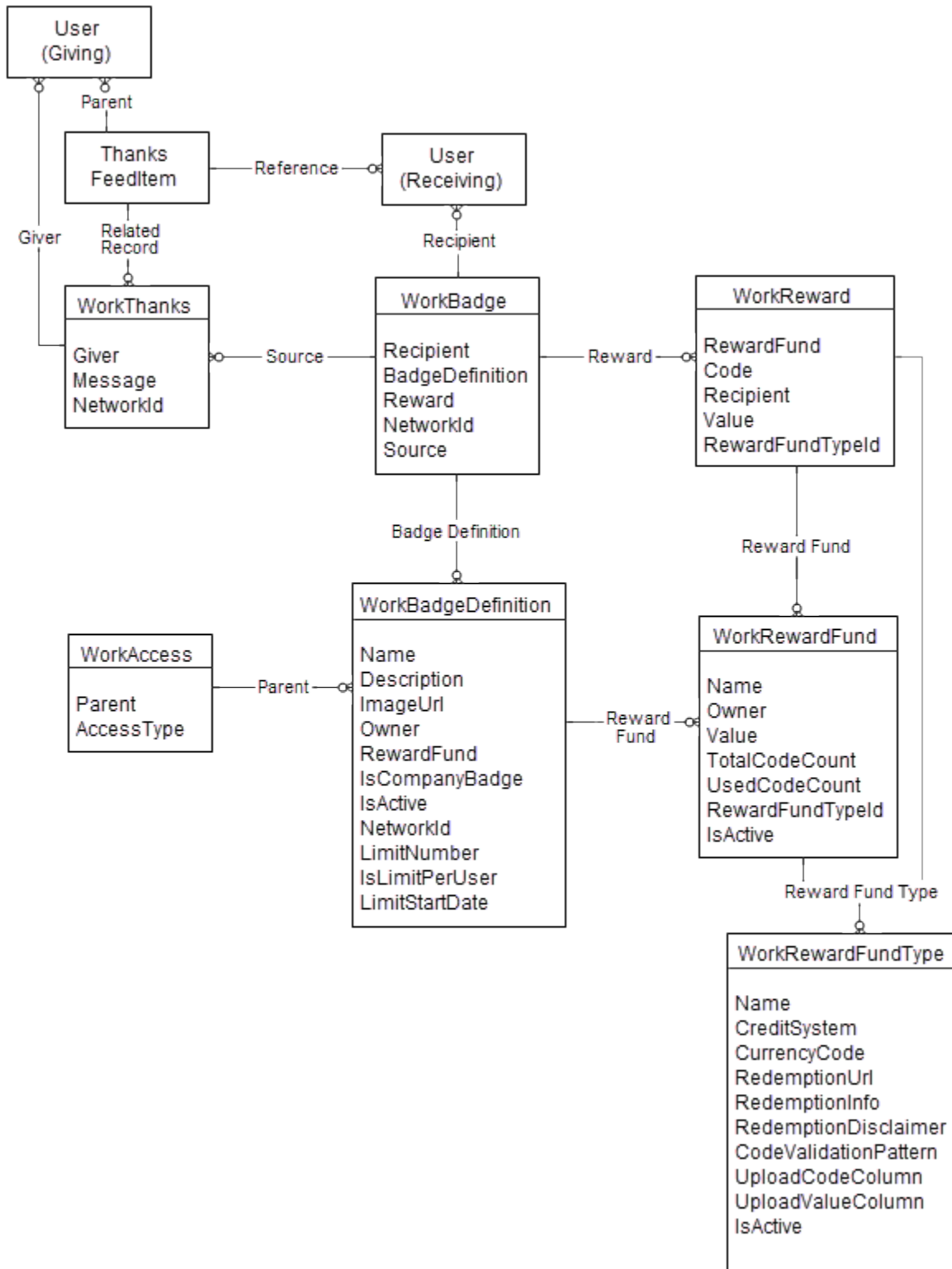


SEE ALSO:

[Standard Objects](#)

[Data Model](#)

# WDC Badge and Reward Objects

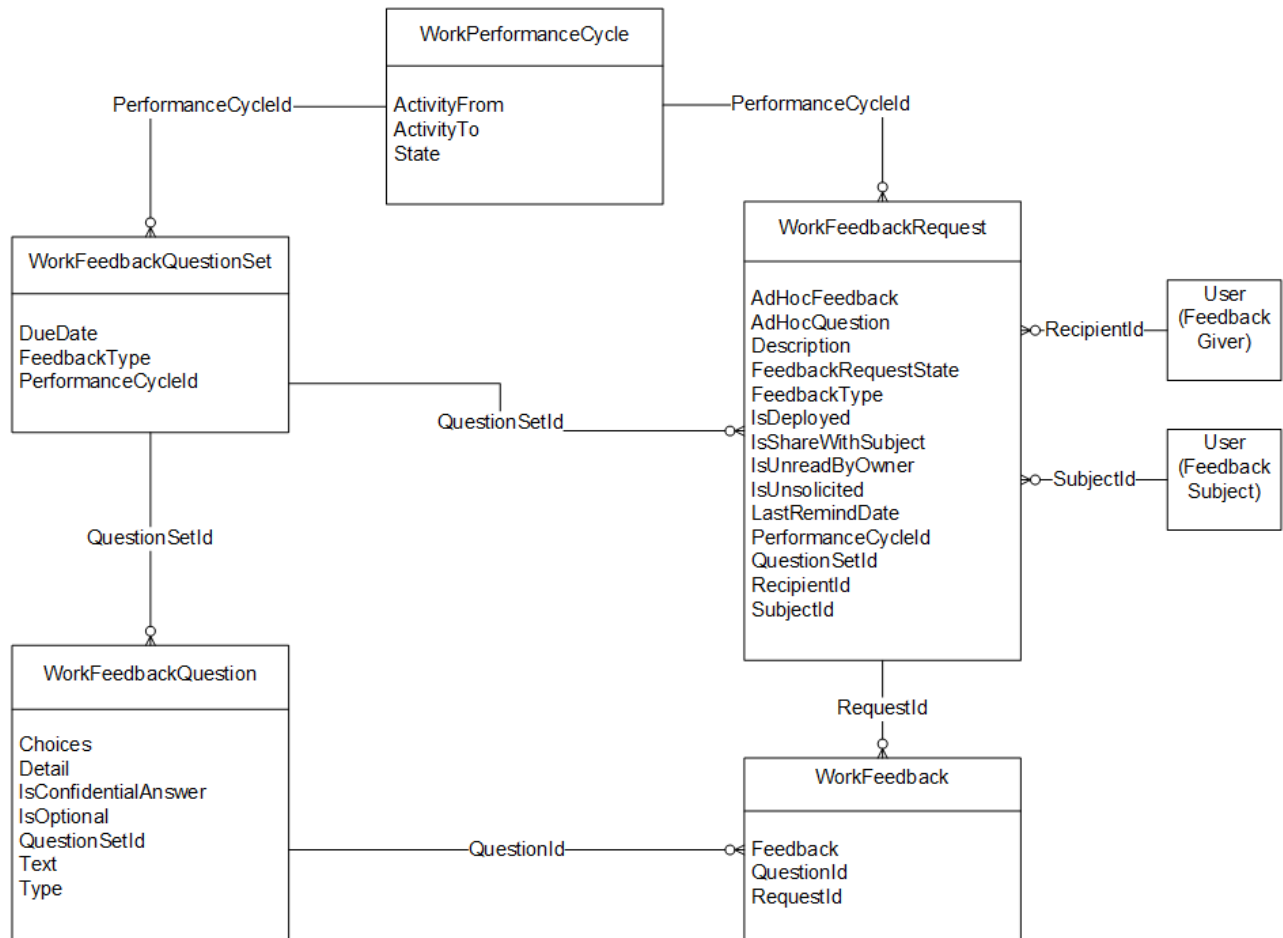


SEE ALSO:

[Standard Objects](#)

[Data Model](#)

## WDC Feedback and Performance Cycle Objects



SEE ALSO:

[Standard Objects](#)

[Data Model](#)



# INDEX

## A

AccountInsight object [143](#)  
AccountUserTerritory2View object [174](#)

## B

Big Objects  
    Composite primary key [27](#)  
    Custom Big Object [27](#)  
    Defining [27](#)  
    Deploying [27](#)  
    Index [27](#)  
    Overview [26](#)

## C

ChatterActivity object [521](#)  
ContactSuggestionInsight object [626](#)  
Custom fields [19](#)

## D

Data access  
    standard objects [34](#)  
Delegated Account Objects [854](#)

## E

Electronic\_Media\_Group\_object [889](#)  
Electronic\_Media\_Use\_object [891](#)  
External\_Account\_Hierarchy\_object [1226](#)  
ExternalSocialAccount object [1234](#)

## F

Fields  
    custom fields [19](#)  
FormulaFunction object [1346](#)  
FormulaFunctionCategory object [1349](#)  
Freeze users [2645](#)

## H

HealthCareDiagnosis object [1383](#)  
HealthCareProcedure object [1387](#)

## I

IframeWhiteListUrl object [1411](#)

## L

LandingPage object [1468](#)

## M

MarketingForm object [1648](#)  
MarketingLink object [1651](#)

## O

Object\_name object [2271](#)  
ObjectPermissions object [1755](#)  
Objects  
    AccountInsight [143](#)  
    AccountUserTerritory2View [174](#)  
    ChatterActivity [521](#)  
    ContactSuggestionInsight [626](#)  
    CustomHelpMenuItem [752](#)  
    CustomHelpMenuSection [753](#)  
    CustomNotificationType [756](#)  
    Electronic\_Media\_Group [889](#)  
    Electronic\_Media\_Use [891](#)  
    External\_Account\_Hierarchy [1226](#)  
    ExternalSocialAccount [1234](#)  
    FormulaFunction [1346](#)  
    FormulaFunctionCategory [1349](#)  
    HealthCareDiagnosis [1383](#)  
    HealthCareProcedure [1387](#)  
    IframeWhiteListUrl [1411](#)  
    LandingPage [1468](#)  
    LightningExperienceTheme [1514](#)  
    LightningOnboardingConfig [1516](#)  
    MarketingForm [1648](#)  
    MarketingLink [1651](#)  
    Object\_name [2271](#)  
    ObjectPermissions [1755](#)  
    OpportunityContactRoleSuggestionInsight [1789](#)  
    OpportunityInsight [1795](#)  
    PermissionSet [2042](#)  
    PermissionSetGroup [2035](#), [2037](#)  
    Product\_Category [2092](#)  
    Product\_Media [2105](#)  
    Prompt [2134](#), [2142](#), [2152](#)  
    PromptAction [2136](#)  
    PromptActionOwnerSharingRule [2139](#)  
    PromptActionShare [2141](#), [2144](#)  
    Recommendation [2199](#)  
    SocialPersona [2418](#)  
    SocialPost [2424](#)  
    SurveyQuestionScore [2475](#)

## Index

### Objects (*continued*)

UiFormulaCriterion [2568](#)

UiFormulaRule [2570](#)

VoiceCallQualityFeedback [2718](#)

Web\_Store [2757](#)

Web\_Store\_Catalog [2761](#)

OpportunityContactRoleSuggestionInsight object [1789](#)

OpportunityInsight object [1795](#)

## P

PermissionSetGroup object [2035](#)

PermissionSetGroupComponent object [2037](#)

PermissionSetTabSetting object [2042](#)

Product\_Category\_object [2092](#)

Product\_Media\_object [2105](#)

## R

Recommendation object [2199](#)

## S

SocialPersona object [2418](#)

SocialPost object [2424](#)

Standard objects

    data access [34](#)

SurveyQuestionScore object [2475](#)

## U

UiFormulaCriterion object [2568](#)

UiFormulaRule object [2570](#)

## V

VoiceCallQualityFeedback object [2718](#)

## W

Web\_Store\_Catalog\_object [2761](#)

Web\_Store\_object [2757](#)