



# OWNER'S MANUAL

**Read and understand this entire manual before allowing child to use this product!**

Original RipStik<sup>®</sup>  
Item Number:  
**Green 15055030**  
**Pink 15055061**  
**Red 15055060**  
**Blue 15055040**  
**Silver 15055002**

RipStik<sup>®</sup>DLX  
Item Number:  
**15055099**

RipStik<sup>®</sup>G  
Item Number:  
**Silver 15055712**  
**Black 15055701**

RipStik<sup>®</sup>Ripster  
Item Number:  
**Red 15055660**  
**Blue 15055640**  
**Silver 15055612**

RipStik<sup>®</sup>Ripster DLX  
Item Number:  
**Red 15055360**  
**Blue 15055340**  
**Black 15055301**

## AN IMPORTANT MESSAGE TO PARENTS

This manual contains important safety information. For your child's safety, it is your responsibility to review this information with your child and make sure that your child understands all warnings, cautions, instructions and safety topics. We recommend that you periodically review and reinforce the information in this manual with younger riders and that you are required to inspect and maintain your child's caster board to insure their safety.


## GENERAL WARNING:

Caster board riding can be a hazardous activity. Caster boards can, and are intended to move and it is therefore possible to get into dangerous situations and/or lose control and/or fall off. If such things occur you can be seriously injured or die.


LIKE ANY OTHER MOVING PRODUCT, USING A CASTER BOARD CAN BE A DANGEROUS ACTIVITY AND MAY RESULT IN INJURY OR DEATH EVEN WHEN USED WITH PROPER SAFETY PRECAUTIONS. USE AT YOUR OWN RISK AND USE COMMON SENSE.


- Always wear proper protective equipment, such as an ANSI, SNELL, CPSC or ASTM approved helmet. Elbow and kneepads, long sleeve shirt, gloves, long pants, shoes, and elbow and knee pads are recommended. Wear athletic shoes (lace-up shoes with rubber soles). Don't ride barefoot or in sandals. Keep shoelaces out of the way of wheels.
- Use the caster board only on smooth, dry, level ground without loose debris, such as rocks or gravel.
- Never use the caster board at dusk or night or in wet or icy conditions.
- Avoid water, speed bumps, sand, gravel and anything else that could cause your wheels to stop. When in doubt, avoid the bumps.
- Do not exceed 220 pounds (100 kilograms) total weight on the caster board.
- Do not allow children under age eight (8) to use the caster board. Children under age ten (10) should ride with adult supervision at all times.
- Never ride in traffic and watch your surroundings for pedestrians, bikes, skateboard and scooter riders. Use the caster board in areas free from fixed or moving hazards, such as poles, hydrants, parked automobiles and traffic.
- Risk of injury increases as degree of trick difficulty increases. Rider assumes all risk associated with trick riding activities. Be careful and know your limitations.
- This product was manufactured for performance and durability but it is not impervious to damage. Trick riding can over time stress or damage any product, including the RipStik®, and the rider assumes all risks associated with high-stress activity.


FAILURE TO USE COMMON SENSE AND HEED THESE WARNINGS FURTHER INCREASES RISK OF SERIOUS INJURY. USE AT YOUR OWN RISK AND WITH APPROPRIATE AND SERIOUS ATTENTION TO SAFE OPERATION. USE CAUTION.

 **WARNING:** ALWAYS INSPECT THE RIPSTIK® PRIOR TO RIDING. Properly inspecting and maintaining your caster board can reduce the risk of injury. Always inspect your caster board before riding and regularly maintain it.

 **WARNING:** REGARDING USE OF NON-AZOR PRODUCTS WITH YOUR RIPSTIK® CASTER BOARD. Your caster board has been built to our design specifications. All the original equipment supplied at the time of sale were selected on the basis of their compatibility with the frame, casters, and all other parts. Certain after-market products may or may not be compatible with your RipStik® caster board. Consult your retailer or contact us prior to modifying or replacing any component with a non-factory specified product.

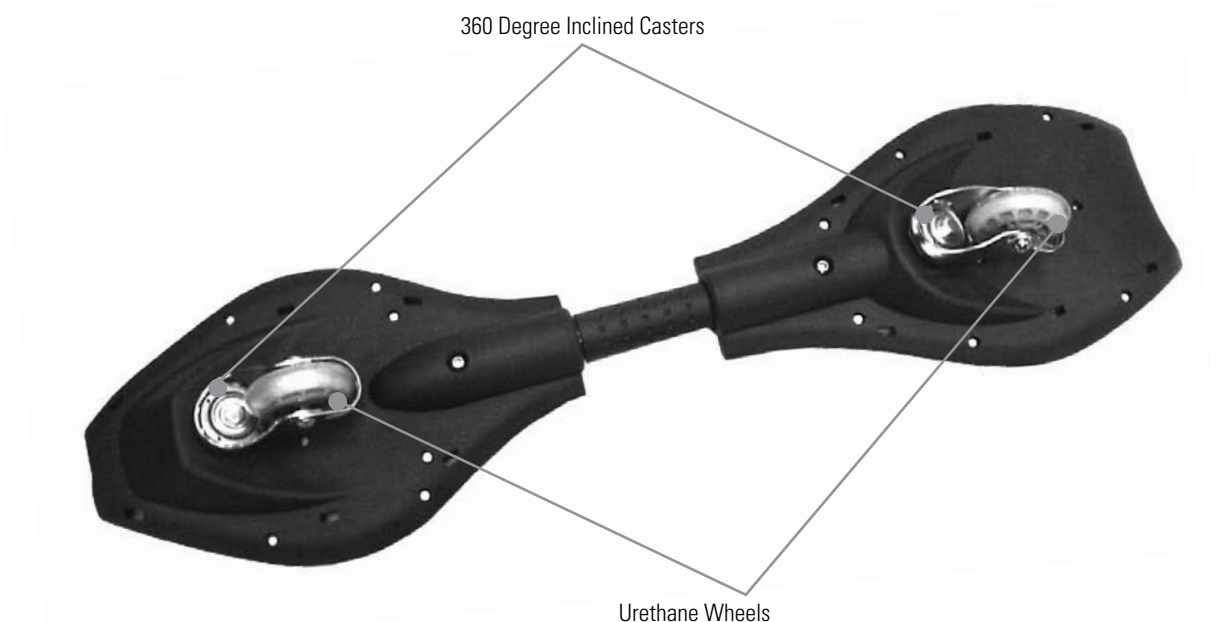
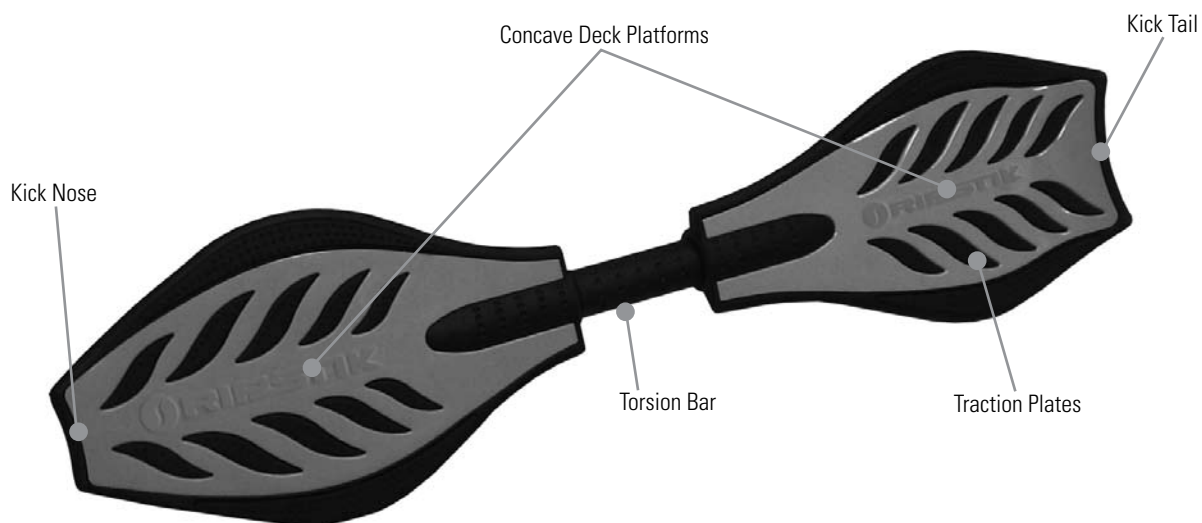
 **WARNING:** CHECK LOCAL LAWS REGARDING CASTER BOARD USE. Check local laws and regulations to see where and how you may use your RipStik® caster board legally. In many states and local areas caster board riders may be required BY LAW to wear a helmet. Check local laws and regulations regarding laws governing helmet use and caster board operation in your area.

 **WARNING:** Aggressive and other stunt-type riding reduce your ability to maneuver and control your caster board. Take the necessary precautions, such as wearing appropriate protective gear and practice in a safe area for stunt riding and free from obstructions.

 **WARNING:** You will see people on TV and videos or maybe even people you know doing tricks or stunts on a caster board. These are people who have been practicing a long time and who accept the risks of trick riding activity. Do not assume that you can attempt to do the same tricks without great risk.

**Need Help?** Visit our web site for replacement parts, product support and a list of authorized service centers at [www.razor.com](http://www.razor.com) or call toll-free at 866-467-2967 Monday - Friday 8:00 AM - 5:00 PM Pacific Time.

## CASTER BOARD PARTS AND COMPONENTS



**NOTE:** Your model may differ in appearance from the one depicted above.

## CHECK BEFORE RIDING

Always inspect your caster board's wheel bolts and other hardware to make sure they are tight before each use.

## WHEELS AND BEARINGS

Under normal circumstances and conditions, RipStik® wheels and wheel bearings are maintenance free. Nonetheless, it is the responsibility of the owner or guardian to periodically inspect the wheels for wear and tear, the axle for proper tightness, and the bearings for side-to-side play and loose parts.


When a wheel or wheel bearing develops play, this is an indication of excess wear and replacement is necessary. Replace immediately with only genuine RipStik® wheels. Worn wheels/bearings are considered normal wear-and-tear and are not covered by the RipStik® Limited Warranty. Wheels other than genuine RipStik® wheels may not be compatible with your RipStik® caster board. The use of anything other than genuine replacement parts may affect your warranty.

**Need Help?** Visit our web site for replacement parts, product support and a list of authorized service centers at [www.razor.com](http://www.razor.com) or call toll-free at 866-467-2967 Monday - Friday 8:00 AM - 5:00 PM Pacific Time.

## CLEANING YOUR RIPSTIK®

Wipe with a damp cloth to remove dirt and dust.

Do not use industrial cleaners or solvents as they may damage the surfaces. Do not use alcohol, alcohol-based or ammonia-based cleaners as they may damage or dissolve the plastic components.



## DO NOT RETURN TO STORE

If you are having problems with your RipStik® caster board, call toll free 866 - 467 - 2967.

## LIMITED WARRANTY

This Limited Warranty is the only warranty for RipStik® caster boards. There is no other express or implied warranty.

The manufacturer warrants this product to be free of manufacturing defects for a period of six months from date of purchase. This Limited Warranty does not cover normal wear and tear, nor any damage, failure or loss caused by improper assembly, maintenance, storage or use of the caster board.

This Limited Warranty will be void if the product is ever:

- used in a manner other than for recreation or transportation;
- modified in any way;
- rented.

Check local laws and regulations to see where you can ride your caster board legally. The manufacturer is not liable for incidental or consequential loss nor damage due directly or indirectly from the use of this product.

We do not offer an extended warranty. If you have purchased an extended warranty, it must be honored by the store at which it was purchased.

For your records, save your original sales receipt with this manual. RipStik® packaging is designed to ensure product protection. Save original packaging in case of warranty related shipping.

Original RipStik® Item Number:	RipStik®G Item Number:	RipStik®Ripster DLX Item Number:
<b>Green 15055030</b>	<b>Silver 15055712</b>	<b>Red 15055360</b>
<b>Pink 15055061</b>	<b>Black 15055701</b>	<b>Blue 15055340</b>
<b>Red 15055060</b>	RipStik®Ripster Item Number:	<b>Black 15055301</b>
<b>Blue 15055040</b>	<b>Silver 15055002</b>	<b>Red 15055660</b>
RipStik®DLX Item Number:	<b>Blue 15055640</b>	<b>Silver 15055612</b>
<b>15055099</b>		

**Need Help?** Visit our web site for replacement parts, product support and a list of authorized service centers at [www.razor.com](http://www.razor.com) or call toll-free at 866-467-2967 Monday - Friday 8:00 AM - 5:00 PM Pacific Time.