

Ahsay VMware Backup Solution v7

Testimonials

"Reasons that I decided to switch from Nxxxstor to Ahsay has been your customer support and specifically your responsiveness. Every company says they focus on support, but your effort is exceptional. Thank you."

Brendon Bullen
Ronin Data Backup Services

"Your Team has been instrumental and professional in helping us meet the requirements of our customers, as well as providing a reliable, sizable and low-cost online backup software. Thank you."

Maurice BENSOUSSAN
General Manager
Sodexi DataCentre

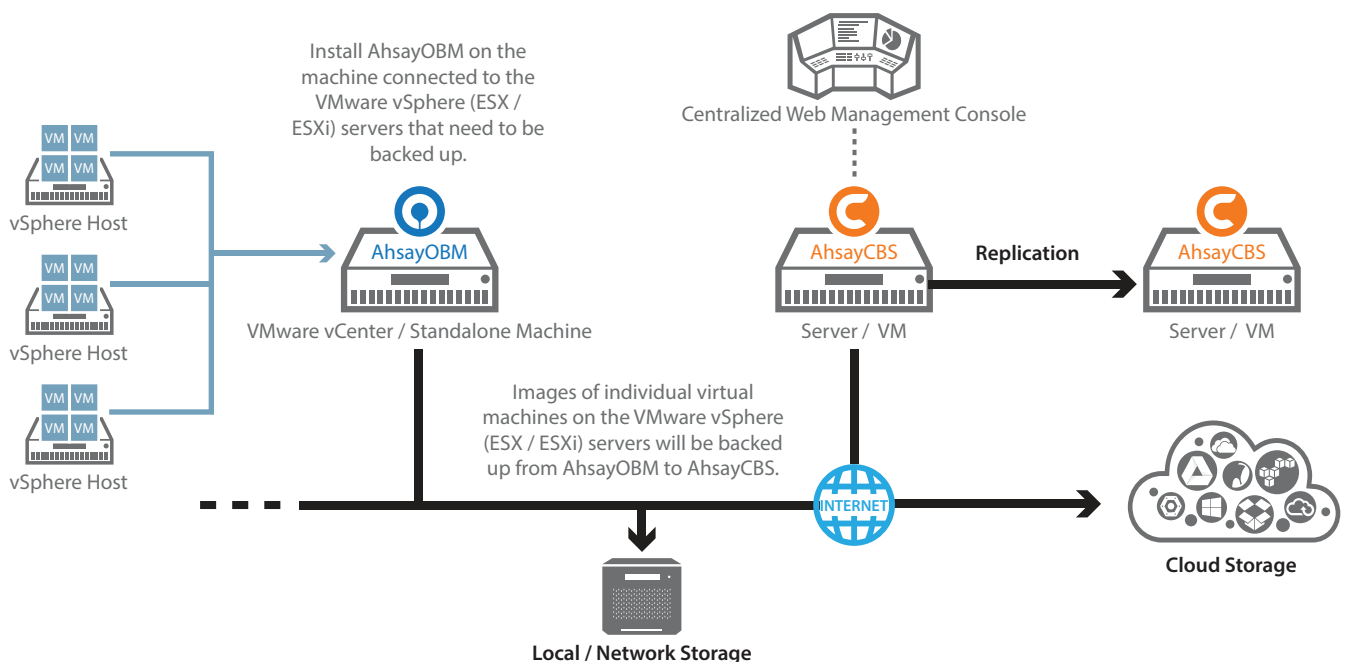
"We were looking for a remote backup solution that they could really recommend to their customers. We found it with Ahsay's products. Great product with great service and support to match!"

Lain Robertson
RapidHost Ltd

Offering you the absolute best VMware backup solution, Ahsay promises quick, safe and easy protection for your entire VMware environment. We have configured our system to be easy to use, even for newbies. Our VMware backup software ensures fast VMware backup that can help businesses and MSPs back up their virtual machines to local as well as cloud storage quickly. Multiple host backups can be centrally monitored through a web management console. Locally backed up data can be replicated offsite for additional protection. Our new VM Run Direct feature allows you to instantly run a VM from its point in time backup file in just a couple of minutes. We offer both per Guest VM and per CPU socket licensing options, thus no matter if you have just a few or a lot of Guest VMs in a VMware host, you can have an affordable option to back them up all.

Easy deployment

To back up your VMware system, you just need to install AhsayOBM client backup application with Ahsay VMware Backup Module enabled on your vCenter, or a standalone machine that is on the same network as your vSphere hosts. After proper configuration of VMware backup set, such as select the Guest VMs to back up, configure the backup schedule, destinations, retention policy and VM Run Direct settings, etc. Guest VMs will be backed up to local storage, network share, centralized backup server (AhsayCBS) or cloud storage automatically. You can also replicate the data on the backup server (AhsayCBS) to a replication server or to cloud storage for additional protection.

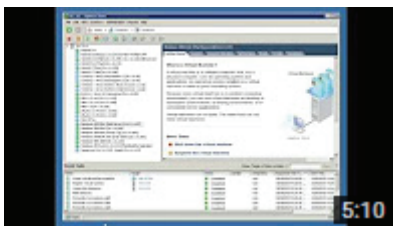


Video Demos



How to run a VM (VMware ESXi) immediately from backup file

www.youtube.com/watch?v=bjgE_H3INK0



How to perform VMware Run Direct without Migration in AhsayOBM v7

www.youtube.com/watch?v=9FeLAOQhBiA



How to create VM Run Direct backup set with AhsayOBM v7

www.youtube.com/watch?v=w6fg63ZRhQI



How to run and migrate VM directly from backup with AhsayOBM v7

www.youtube.com/watch?v=75brP40pQxQ

Backup through vCenter or a standalone machine

Ahsay VMware backup solution can be deployed in VMware environment with or without a vCenter server, therefore highly flexible. Even you just got one or two ESXi host without vCenter, you can still properly backed up them.

VMware VDDK / CBT supported

Our solution supports the latest VMware's native VDDK and CBT technologies that enable fast incremental backup and recovery of your Guest VMs.

ESXi free version supported

Unlike other backup solutions which only support ESXi paid version, Ahsay VMware backup solution extended our support to ESXi free version users. Although you can't use fast VDDK mode with CBT, you can still make use of our non-VDDK mode to back up all your VMs.

Run VM directly from its backup file

If a backed up VM is failed or deleted accidentally, our VM Run Direct feature allows you to keep the downtime within minutes, as you can run the VM directly from its backup file without the need to restore the backed up image into the original VMware ESXi host first.

Point in time VM restore

Our VM Run Direct or full VM restore allow you to run or restore a VM from any point in time that it was backed up. The VM will be run or restored in exactly the same state as it was during the backup, and will appear on the VMware ESXi host you selected for restore.

Live VM migration with or without vMotion

With the VM Run Direct feature, you can choose to migrate the running backup VM to its original or an alternate host machine with or without VMware vMotion license.

Multi-threading

The multi-threading implementation in Ahsay VMware backup solution will utilize the computing power of multiple CPU cores for creating multiple backup and restore threads to give you super-fast VM backup and restore performance.

Lan-free backup and replication

Ahsay VMware backup solution allows you to use fiber-channel and iSCSI SANs to reduce your network loading and increase the backup data transfer rate significantly.

Supported VMware Virtualization Platforms

VMware Player 6.x*

VMware Player 7.x*

VMware Workstation 10.x*

VMware Workstation 11.x*

VMware Workstation 12.x*

VMware Fusion 6.x

VMware Fusion 7.x

VMware Fusion 8.x

VMware ESXi Server 5.x

VMware ESXi Server 6.0 update 1

VMware ESXi Server 6.0 update 2

VMware vCenter Server 5.x

VMware vCenter Server 6 update 1

** VMware Player 6.x or above, and Workstation 10.x or above is only support on Windows platforms.*



Multi-destination backup to local and cloud destinations

You can backup guest VMs to multiple destinations, including local drive (of the vCenter or standalone machine), network share, FTP/SFTP server, and public cloud storage sequentially or concurrently.

Flexible retention policy

Ahsay VMware backup solution allows you set flexible retention policies, including daily, weekly, monthly, yearly policies to suit your IT audit and compliance needs.

Unhackable 256-bit truly randomized encryption key

If you are backing up to public cloud, you can turn on the encryption feature which will by default encrypt the backup data locally with 256-bit truly randomized encryption key which is impossible to be hacked even by brute force attack by supercomputer.

Encryption key recovery

System administrator can force users to upload their hashed encryption key to the centralized management console so that when a user has lost his/ her encryption key, the system administrator can engage our encryption key recovery service to get the key back for that user.

Manage all backup users through a centralized web console

In case you have many VMware hosts managed by many system administrators, Ahsay VMware backup solution allows you to create multiple backup user accounts for these administrators in a centralized management software, and centrally monitor and manage their activities through a web console. Clear audit trail is available for compliance purpose.

Enterprise scalability

The scalable one to many server-client architecture is a highly scalable solution for MSPs with any number of users. For companies with large user bases, server-side redirector module can be utilized for redirecting users to different backup servers.

Fully rebrandable for MSPs

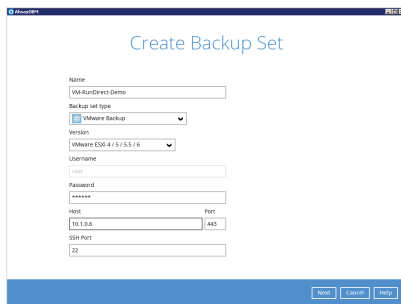
All graphics and wordings in the AhsayCBS centralized backup server and AhsayOBM client backup application are fully rebrandable and customizable for MSPs.

About Ahsay

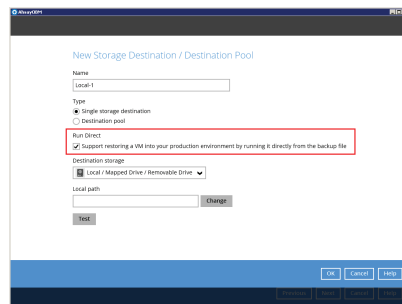
Established in 1999, Ahsay Systems Corporation Limited is now the world's leading backup software vendor trusted by over 7,000 worldwide customers and partners. Managed service providers and value-added resellers have been adopting our Rebrandable Option in offering branded backup services through public, private or hybrid deployments. We have been recognized as a Red Herring Asia Top 100 company, and awarded as the Best Business (Product) Certificate of Merit in HKICT Awards. Our best in class backup features, competitive pricing, and top notch customer support service enabled us to grow quickly in the past few years and get listed in the GEM Board of Hong Kong Stock Exchange (stock code 8290.HK) in 2015.

Request a Live Demo at : www.ahsay.com/contact-us

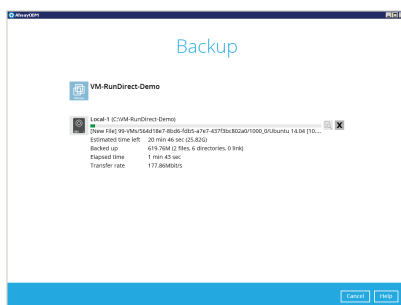
How Ahsay VM Run-Direct works



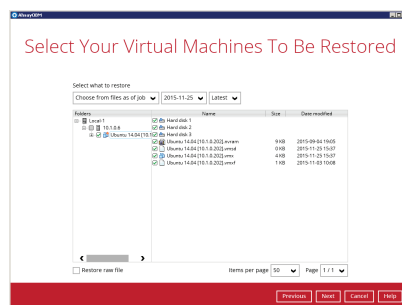
STEP 1
Create a VMware backup set as usual. For VMware, Run Direct is only applicable to ESXi paid version with CBT feature enabled.




STEP 2
Run Direct is only applicable to local destination backup. When creating a local destination backup, check the Run Direct option.



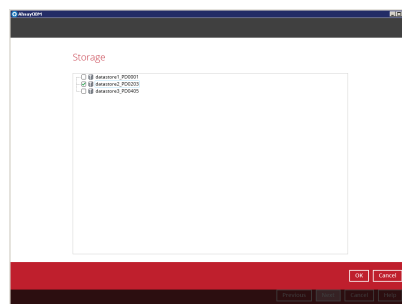
STEP 3
Run your VMware backup set until it is completed.



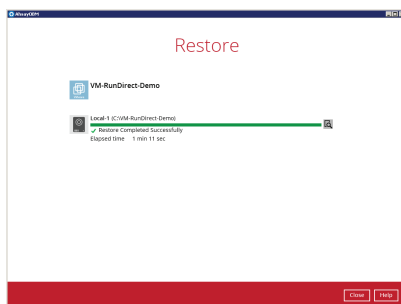
STEP 4
If you want to run the backed up VM, select the VM in the Restore section.



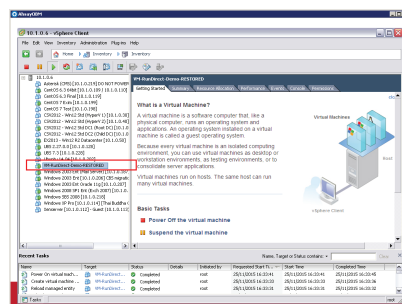
STEP 5
Here, you can set how to run the VM. If you don't want to overwrite the original VM, make sure to select "Restore to Alternate Location".



STEP 6
Make sure you select an alternate storage for restore so as not to overwrite the original VM.



STEP 7
The VM will be run when the restore process completes. It'll be done within minutes.



STEP 8
After the restore process completed, you can see that the backed up VM is running on your VM host.