



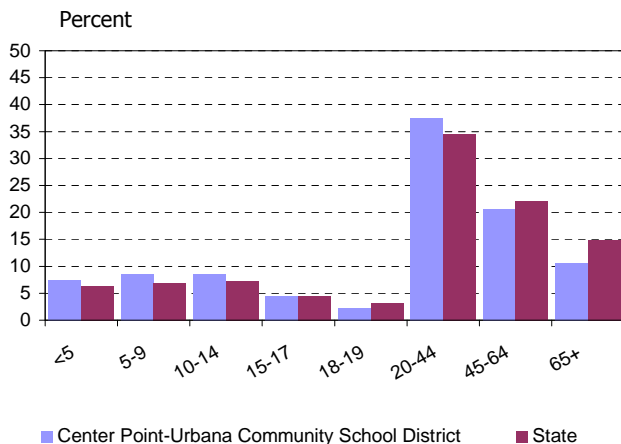
Center Point-Urbana Community School District Profile

Population Profile

AGE

Of the 5,018 persons in the Center Point-Urbana Community School District, 7 percent were under the age of 5 in 2000, 22 percent were 5 to 17 years of age, 38 percent were 20 to 44, and 11 percent were 65 years or older. The percentages statewide were 6, 19, 35, and 15, respectively (Figure 1).

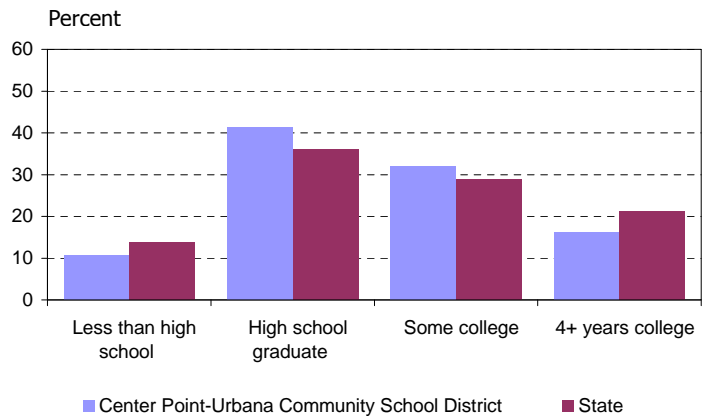
Figure 1. Population by Selected Age Groups, 2000



EDUCATIONAL ATTAINMENT

Educational levels of an adult population are measured by the educational attainment of residents after their education is largely complete (25 years of age or older). In 2000, 48 percent of adults in the Center Point-Urbana Community School District had at least some post-secondary education compared to 50 percent statewide (Figure 2).

Figure 2. Educational Attainment of Persons 25 Years or Older, 2000



Source: <http://nces.ed.gov/surveys/sdds/downloadmain.asp>

RACE AND HISPANIC ORIGIN

Whites accounted for 99 percent of the population in the Center Point-Urbana Community School District in 2000, compared to 94 percent statewide (Table 1). NOTE: the census bureau defines Hispanics as an ethnicity not as a race.

Table 1. Population by Race* and Hispanic Origin, 2000

Population by Race*/Hispanic Origin	Center Point-Urbana Community School District		State
	Number	Percent	Percent
Total Population	5,018	100.0	100.0
White	4,951	98.7	93.9
Black/African American	18	0.4	2.1
American Indian	5	0.1	0.3
Asian/Pacific Islander	5	0.1	1.3
Other race or multiple races	39	0.8	2.4
Hispanic origin (of any race)	30	0.6	2.8

* Includes only those of 1 race

Source: Census 2000, Summary File 1, US Bureau of the Census




RELIGIOUS AFFILIATION

Members of the Catholic Church accounted for 40 percent of the religious adherents in Linn County in 2000. The United Methodist Church was the only other affiliation to account for more than 10 percent of the county's adherents. According to the Glenmary Research Center, religious adherents include all members of a church including full members, their children and the estimated number of other participants not considered members.

Source: Glenmary Research Center, 2000

Figure 3. Percent of Households by Type, 2000



Source: Census 2000, Summary File 1, US Bureau of the Census

Employment Profile

Of the district's 1,300 workers 16 years or older with children in 2000, 18 percent were employed in the educational, health and social services sector, 22 in the manufacturing sector, and 3 percent in agriculture. In terms of occupations, 32 workers were in management, professional, and related occupations, 18 were in production, transportation, and moving occupations and 25 percent were in sales and office occupations.

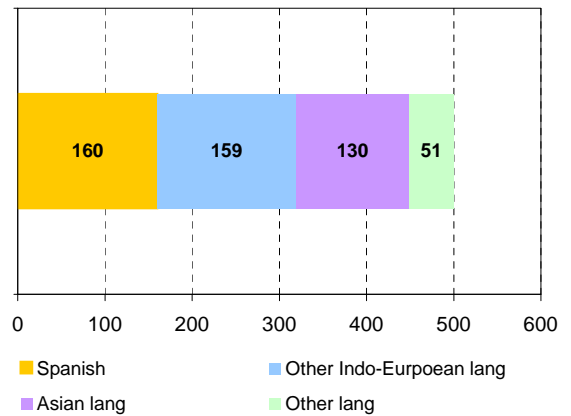
With regards to commuting time and work schedules, 11 percent of the workers with children had a travel time to work of less than 10 minutes. Another 14 percent traveled 10 to 19 minutes, and 44 percent had a 20 to 29 minute commute to work. At least 68 percent of the workers left for work between the hours of 5:00 and 7:59 am, 8 percent left between 4:00 and 11:59 pm.

Source: <http://nces.ed.gov/surveys/sdds/downloadmain.asp>

LINGUISTIC ISOLATION

A total of 500 households in Linn County were defined as linguistically isolated in 2000 (Figure 4). A linguistically isolated household is a household in which all members 14 years or older speak a non-English language and also have difficulty with English.

Figure 4. Number of Linguistically Isolated Households by Household Language, 2000



Source: Census 2000, Summary File 3, US Bureau of the Census

Household & Family Profile

HOUSEHOLD TYPE

There were 1,510 households in the Center Point-Urbana Community School District in 2000. The vast majority were family households meaning they had 2 or more persons related by blood, marriage or adoption. The remaining were non-family households made up of single persons or 2 or more non-related persons. Among all households, 50 percent had children under the age of 18 present* (Figure 3).

* Includes biological or adopted children only.

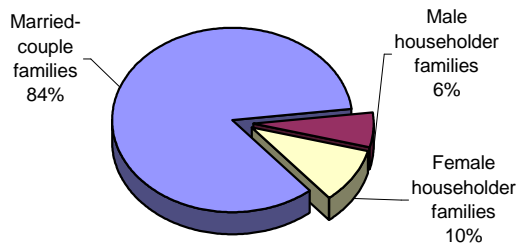
Living Arrangement of Children Profile

FAMILY TYPE

While the majority of the 1,379 children under 18 years of age* in the Center Point-Urbana Community School District in 2000 resided in a two-parent family, 217 (16 percent) lived in a family headed by a single parent (Figure 5).

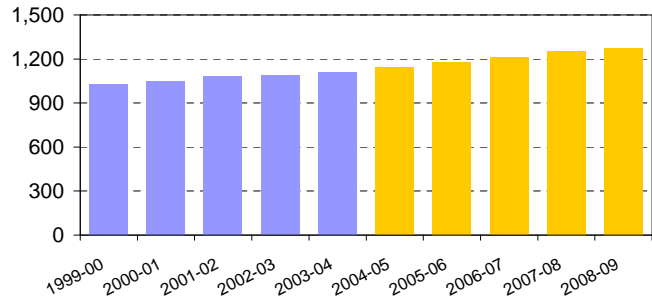


Figure 5. Children by Family Type, 2000



Source: Census 2000, Summary File 1, US Bureau of the Census

Figure 6. Enrollment and Projected Enrollment



Source: //www.edinfo.state.ia.us/stats/projection04.asp?

EMPLOYMENT STATUS OF PARENTS

In Linn County, 67 percent of children under 6 living in a family or subfamily had all parents in the labor force compared to 71 percent statewide. All parents includes both parents in married-couple families, and the parent in male- or female-headed family households (Table 2).

Table 2. Employment Status of Parents with Young Children, 2000

	Linn County		State
	n	%	%
Total Own Children in Families			
Under 6 years:	15,560		
Living with 2 parents	12,184	100.0	100.0
Both parents in labor force	8,211	67.4	69.2
Living with father only	820	100.0	100.0
Father in labor force	700	85.4	88.8
Living with mother only	2,556	100.0	100.0
Mother in labor force	2,030	79.4	75.9

Source: Census 2000, Summary File 3. US Bureau of the Census

Student Body Profile

ENROLLMENT AND PROJECTED ENROLLMENT

According to the Department of Education (BEDS), enrollment in the Center Point-Urbana Community School District is projected to increase by 14.8 percent between the 2003/04 and 2008/09 school year (Figure 6). Projected enrollment for the 2008-2009 school year is 1,274.

For more detailed information regarding enrollment details, go to <http://www.state.ia.us/educate/fis/pre/eddata/index.html>

NURSERY AND PRESCHOOL ENROLLMENT

According to the 2000 census, there were 4,043 students enrolled in nursery or preschool in Linn County (Table 3). CAUTION: Enrollment figures are not limited to children under the age of 5.



Table 3. Nursery and Preschool Enrollment by Race* and Hispanic Origin, 2000

Linn County	Total	Number Enrolled
Population Under 5 Years	13,237	4,043
White*	11,750	3,588
Black/African American*	380	169
American Indian*	18	0
Asian/Pacific Islander*	277	60
Other race or multiple races	812	226
Hispanic origin (of any race)	366	93

* Includes only those of 1 race

Source: Census 2000, Summary File 3.

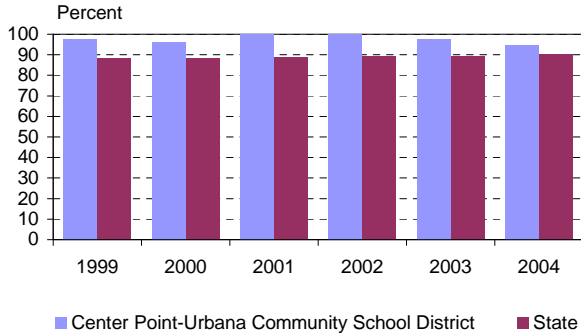
HIGH SCHOOL GRADUATION RATE

The Center Point-Urbana Community School District reported a higher graduation rate than the state in 2004 (Figure 7). The method for calculating graduation rates can be found at www.iowaschoolprofiles.com.





Figure 7. High School Graduation Rates

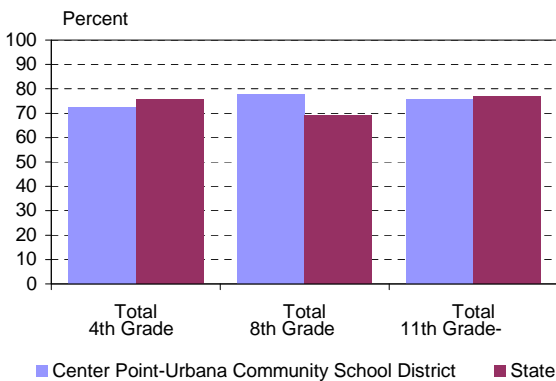


Source: www.iowaschoolprofiles.com

STUDENT PROFICIENCIES

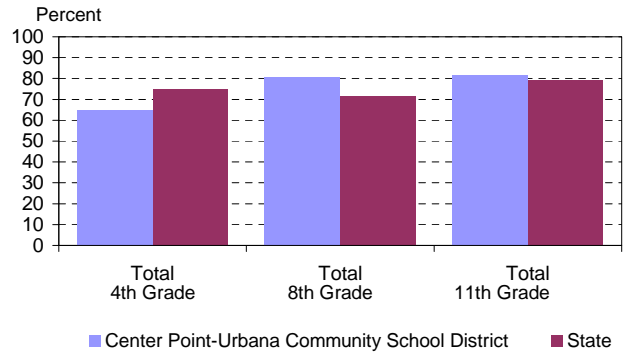
Proficiencies are measured in both reading (Figure 8) and math (Figure 9) at grades 4, 8, and 11. Detailed definitions of standards are available at www.iowaschoolprofiles.com.

Figure 8. Percent Students Proficient—Reading, 2001/02-2003/04



Source: www.iowaschoolprofiles.com

Figure 9. Percent Students Proficient—Math, 2001/02-2003/04

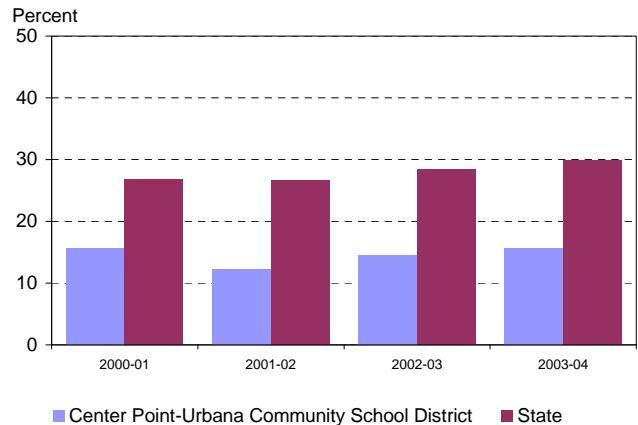


Source: www.iowaschoolprofiles.com

FREE AND REDUCED-PRICE SCHOOL MEALS

In the Center Point-Urbana Community School District, 16 percent of the K-12 students in 2003-2004 school year were eligible for free or reduced-price school meals compared to 30 percent statewide (Figure 10).

Table 10. Percent of Students Eligible for Free or Reduced-Price School Meals



Source: <http://www.state.ia.us/educate/fis/pre/eddata/index.html>

Profile prepared by:
Margaret Hanson & Georgeanne Artz
Office of Social and Economic Trend Analysis
(SETA)
Iowa State University

Support for SETA provided by Iowa State University, the Agriculture Experiment Station, ISU Extension to Communities, College of Agriculture, Departments of Economics and Sociology.

School District Profile project funded by the Parent Information Resource Center

The U.S. Department of Agriculture (USDA) prohibits discrimination in all its programs and activities on the basis of race, color, national origin, gender, religion, age, disability, political beliefs, sexual orientation, and marital or family status. (Not all prohibited bases apply to all programs.) Many materials can be made available in alternative formats for ADA clients. To file a complaint of discrimination, write USDA, Office of Civil Rights, Room 326-W, Whitten Building, 14th and Independence Avenue, SW, Washington, DC 20250-9410 or call 202-720-5964. Issued in furtherance of Cooperative Extension work, Acts of May 8 and June 30, 1914, in cooperation with the U.S. Department of Agriculture. Stanley R. Johnson, director, Cooperative Extension Service, Iowa State University of Science and Technology, Ames, Iowa.

