

QUIZ

# How to determine what type of dog is right for you

There's a simple way to find out whether a certain breed of dog will be a good fit for a potential owner: a personality test, devised by dog expert Stanley Coren and published in his book *Why We Love the Dogs We Do*.

To develop the test, Coren first had 6,149 people from all walks of life fill out a questionnaire about their dog, keying in on one crucial question: Would they choose to live with that particular breed again if given the choice?

The rest of the questionnaire was designed to determine why or why not the dog and owner were a good fit.

Four different personality traits were examined: Was the owner an extrovert or an introvert, dominant or not-so-dominant, trusting or controlling, warm or cool? On the basis of the data, each breed was given a score that reflected how well it fit into that person's life — and the following test was developed.

Coren advises anyone taking this test to be honest with their answers in order to find the best dogs for them.



## THE TEST

**STEP 1:** For each word — starting with “shy” — select one of the answers from the scale below and write the number corresponding to that answer beside the word.

- |                          |                        |
|--------------------------|------------------------|
| 1. Extremely inaccurate  | 2. Very inaccurate     |
| 3. Moderately inaccurate | 4. Slightly inaccurate |
| 5. Slightly accurate     | 6. Moderately accurate |
| 7. Very accurate         | 8. Extremely accurate  |

\_\_\_\_\_ **SHY:** You lack self-confidence and tend to be uncomfortable around other people.

\_\_\_\_\_ **UNDEMANDING:** You don't demand or expect much from others.

\_\_\_\_\_ **GENTLE-HEARTED:** You are warm or kind to other people.

\_\_\_\_\_ **OUTGOING:** You enjoy meeting other people.

\_\_\_\_\_ **ASSERTIVE:** You tend to be aggressive and outspoken with others.

\_\_\_\_\_ **CUNNING:** You are crafty, skilful at manipulating others and a bit devious.

\_\_\_\_\_ **UNSYMPATHETIC:** You are not easily swayed or emotionally moved by other people's problems.

\_\_\_\_\_ **INTROVERTED:** You feel more comfortable by yourself and less interested in having other people around.

\_\_\_\_\_ **UNAGGRESSIVE:** You tend to be mild-mannered and not forceful around others.

\_\_\_\_\_ **NOT DECEPTIVE:** You are not tricky or misleading and tend to be straightforward when dealing with others.

\_\_\_\_\_ **KIND:** You are thoughtful, caring and accommodating to others.

\_\_\_\_\_ **FRIENDLY:** You like to be with others and are open and warm around them.

\_\_\_\_\_ **DOMINANT:** You tend to lead others and like to command and take charge in a group.

\_\_\_\_\_ **TRICKY:** You can be deceiving, or able to fool others to get what you want.

\_\_\_\_\_ **HARD-HEARTED:** You are unconcerned about other people and don't care much about their feelings.

\_\_\_\_\_ **UNSOCIABLE:** You don't enjoy meeting people or being in the company of others.

**STEP 2:** Once you have entered all the numbers beside the words, it's time to take score for the four different personality aspects: extroversion, dominance, trust and warmth.

### EXTROVERSION

1. Add the following two scores and then add 20:  
\_\_\_\_\_ FRIENDLY + \_\_\_\_\_ OUTGOING + 20 = \_\_\_\_\_ (total 1)

2. Add the following two scores:  
\_\_\_\_\_ INTROVERTED + \_\_\_\_\_ UNSOCIABLE = \_\_\_\_\_ (total 2)

3. Subtract total 2 from total 1 = \_\_\_\_\_.

This is your extroversion score.

For women, anyone with a score of 28 or more is highly extroverted while a score of 20 or less is low. Scores between 21 and 27 are in the medium range. For men, a score of over 28 or more is high, 19 or less is low and 20 to 27 is medium.

### DOMINANCE

1. Add the following two scores then add 20:  
\_\_\_\_\_ DOMINANT + \_\_\_\_\_ ASSERTIVE + 20 = \_\_\_\_\_ (total 1)

2. Add the following two scores:  
\_\_\_\_\_ SHY + \_\_\_\_\_ UNAGGRESSIVE = \_\_\_\_\_ (total 2)

3. Subtract total 2 from total 1 = \_\_\_\_\_.

This is your dominance score.

For women, a score of 23 or more is high in dominance while a score of 16 or less is low. Scores between 17 and 22 are in the medium range. For men, a score of 24 or more is high, 18 or less is low and 19 to 23 is medium.

### TRUST

1. Add the following two scores then add 20:  
\_\_\_\_\_ UNDEMANDING + \_\_\_\_\_ NOT DECEPTIVE + 20 = \_\_\_\_\_ (total 1)

2. Add the following two scores:  
\_\_\_\_\_ CUNNING + \_\_\_\_\_ TRICKY = \_\_\_\_\_ (total 2)

3. Subtract total 2 from total 1 = \_\_\_\_\_.

This is your trust score.

For women, a score of 26 or more is high, 18 or less is low and 19 through 25 is medium. For men, 25 or more is high, 18 or less is low and 19 through 24 is medium.

### WARMTH

1. Add the following two scores then add 20:  
\_\_\_\_\_ KIND + \_\_\_\_\_ GENTLE-HEARTED + 20 = \_\_\_\_\_ (total 1)

2. Add the following two scores:  
\_\_\_\_\_ HARD-HEARTED + \_\_\_\_\_ UNSYMPATHETIC = \_\_\_\_\_ (total 2)

3. Subtract total 2 from total 1 = \_\_\_\_\_.

This is your warmth score. For women, a score of 30 or more is high, 23 or less is low and 24 to 29 is medium. For men, 28 or more is high, 20 or less is low and 21 through 28 is medium.

**STEP 3:** Based on your scores in the four categories, here's how to determine if you're a “best fit” with a particular dog breed.

### EXTROVERSION SCORE

**High:** Women in this category are a best fit with “independent” and “protective” dogs. Men in this category are a best fit with “consistent” and “clever” dogs

**Medium:** Women with a medium score are a best fit with “consistent” and “clever” dogs. For men, “friendly” and “self-assured” dogs are best.

**Low:** Women in this category would be a best fit with “steady” or “self-assured” dogs, men with “independent” and “steady” dogs.

### DOMINANCE SCORE

**High:** Women and men in this category are a best fit with “self-assured” and “steady” dogs.

**Medium:** Women are a best fit with “consistent” and “friendly” dogs, men with “friendly” and “clever” dogs.

**Low:** Women and men in this category are best with “protective” and “independent” dogs.

### TRUST SCORE

**High:** Women in this category are best with “consistent” and “protective” dogs, men with “protective” and “clever” dogs.

**Medium:** Women with a medium score are best with “friendly” and competent” dogs, men with “friendly” and “independent” dogs.

**Low:** Women and men with a low score are best with “steady” and “self-assured” dogs.

### WARMTH SCORE




**High:** Women with a high score are best with “protective” and “friendly” breeds, men with “clever” and “friendly” breeds.

**Medium:** Women with this score prefer “independent” or “clever” breeds, men “protective” and “independent” dogs.

**Low:** Women would prefer “self-assured” and “steady” dogs, men “steady” and “consistent” dogs.

**STEP 4:** Find the dog types best suited to your personality in the accompanying list. If the same group of dog is suggested for you in two of your personality scores then there is a good chance the dog from that group will fit your temperament. If a dog group fits three of your personality scores then you should look seriously at this group next time you get a dog.

## KNOW YOUR DOG TYPES



### FRIENDLY DOGS, genial and affectionate:

- Bearded collie
- Bichon frise
- Border terrier
- Brittany spaniel
- Cavalier King Charles spaniel
- Cocker spaniel
- Collie
- Curly-coated retriever
- English setter
- English springer spaniel
- Field spaniel
- Flat-coated retriever
- Golden retriever
- Keeshond
- Labrador retriever
- Nova Scotia duck tolling retriever
- Old English sheepdog
- Portuguese water dog
- Soft-coated Wheaten terrier
- Vizsla
- Welsh springer spaniel

### PROTECTIVE DOGS, territorial and dominant:

- Akita
- American Staffordshire terrier
- Boxer
- Briard
- Bullmastiff
- Bull terrier
- Chesapeake Bay retriever
- Chow chow
- German wirehaired pointer
- Giant schnauzer
- Gordon setter
- Komondor
- Kuvasz
- Puli
- Rhodesian ridgeback
- Rottweiler
- Schnauzer (standard)
- Staffordshire bull terrier
- Weimaraner

### INDEPENDENT DOGS, personable and strong-willed:

- Afghan hound
- Airedale terrier
- Alaskan malamute
- American foxhound
- American water spaniel
- Black and tan coonhound
- Borzoi
- Chinese Shar-Pei
- Dalmatian
- English foxhound
- German shorthaired pointer
- Greyhound
- Harrier
- Irish setter
- Irish water spaniel
- Norwegian elkhound
- Otterhound
- Pointer
- Saluki
- Samoyed
- Siberian husky

### SELF-ASSURED DOGS, spontaneous and even audacious:

- Affenpinscher
- Australian terrier
- Basenji
- Brussels griffon
- Cairn terrier
- Irish terrier
- Jack Russell terrier
- Lakeland terrier
- Manchester terrier
- Miniature pinscher
- Miniature schnauzer
- Norfolk terrier
- Norwich terrier
- Schipperke
- Scottish terrier
- Shih tzu
- Silky terrier
- Smooth fox terrier
- Welsh terrier
- West Highland white terrier
- Wire fox terrier
- Wirehaired pointing griffon
- Yorkshire terrier

### CONSISTENT DOGS, self-contained and home-loving:

- Bedlington terrier
- Boston terrier
- Chihuahua
- Dachshund
- Dandie Dinmont terrier
- English toy spaniel (King Charles)
- French bulldog
- Italian greyhound
- Japanese chin
- Lhasa Apso
- Maltese
- Pekingese
- Pomeranian
- Pug
- Sealyham terrier
- Skye terrier
- Tibetan terrier
- Whippet

### STEADY DOGS, solid, good-natured and tolerant:

- Basset hound
- Beagle
- Bernese mountain dog
- Bloodhound
- Bouvier des Flandres
- Bulldog
- Clumber spaniel
- Great Dane
- Great Pyrenees
- Irish wolfhound
- Mastiff
- Newfoundland
- Saint Bernard
- Scottish deerhound

### CLEVER DOGS, observant and trainable:

- Australian cattle dog
- Australian shepherd
- Belgian Malinois
- Belgian sheepdog
- Belgian Tervuren
- Border collie
- Cardigan Welsh corgi
- Doberman pinscher
- German shepherd
- Maremma sheepdog
- Papillon
- Pembroke Welsh corgi
- Poodle (toy, miniature and standard)
- Shetland sheepdog

From *Why We Love the Dogs We Do*, by dog expert and author Stanley Coren