



**MONITORING PEDOPHILIA ON THE INTERNET**

**ANNUAL REPORT**

**2007**

## FIGURES AND TRENDS FOR 2007

- the pedophile activity on the internet is still on the increase as well as the number of pedophile websites compared to the already extremely high levels reached in 2003-2006
  - with 39.418 websites 2007 is the new record year for pedophilia
  - from 2003 to 2007 the number of websites has doubled
  - the number of visitors to pedophile sites grows exponentially
  
- Pedo business does not just proportionally increase its criminal presence, it also refines methods and technologies of action and dissimulation:
  - infiltrating anywhere and systematically the promotion of pedophile pay-per-view websites and reaching well beyond the pedophile community with the daily contamination of internet spaces and services that are completely extraneous and unaware
  - using "masked files" with growing intensity, that is distributing films and number of photographs distributed in dissimulated and protected files, published in the many and multiform internet storage services and made known by a virtual word of mouth also protected and hidden

– an always different geographic distribution/concentration of the reported sites; a diversity that only reflects the "convenience" of pedo business in localising its activities in the countries and in the ISP-HOSTs that are considered easier every time.

## RAINBOW PHONE DENOUNCES

- the excessive permanence time online of many websites with pedophile and child pornography type images, even extreme and/or their constant re-publication, who cause the dissemination at a world level of available materials;
- the constant reallocation and therefore the permanent presence in some well known internet spaces in RUSSIA and other minor ones offer some ABSOLUTELY STABLE points of promotion and access to pay-per-view pedophile sites and advertising circulation of free child pornography material; the fact that all these internet spaces geographically reside in Saint Petersburg should give us food for thought
- the persistent delay of some national legislations that have yet to produce efficient interventions on the topic of online pedophilia concerning:
  - web sites dedicated to the massive and systematic promotion of links to websites with pedophile and child pornography contents; particularly these sites are hosted on USA and RUSSIAN FEDERATION

- the divulging of pedophile and child-pornography materials considered "minor" (malicious photos, drawings, paintings, strips etc.); many of the child-models of the "malicious pictures" are the same that will then pose for pedo hard pictures; in particular, these sites are hosted in USA, HOLLAND and GERMANY
- the circulation of the so-called "pedophile culture"; for example, still today an entire server space exists hosted by a Swedish network dedicated to boylovers and the promotion of their culture
- the excessive persistence of the domain names of many websites with pedophile and child-pornography contents that allow their cataloguing by search engines, making searching and accessing easy for any interested surfer
- the heavy intervention debt of many ISP-HOSTs in the systematic prevention and control activity concerning the publication in their internet spaces of pedophile and child-pornography websites; the average behaviour can be summed up in the rule "if they are reported to me, I close them down", whereas it is proven that an active behaviour by ISP-Hosts can practically cancel the presence of pedophile websites; an example of this is

TERRA.COM.BR: in 2003 the ISP-HOST with greatest presence in the world of pedophile sites and today completely out of this sad chart

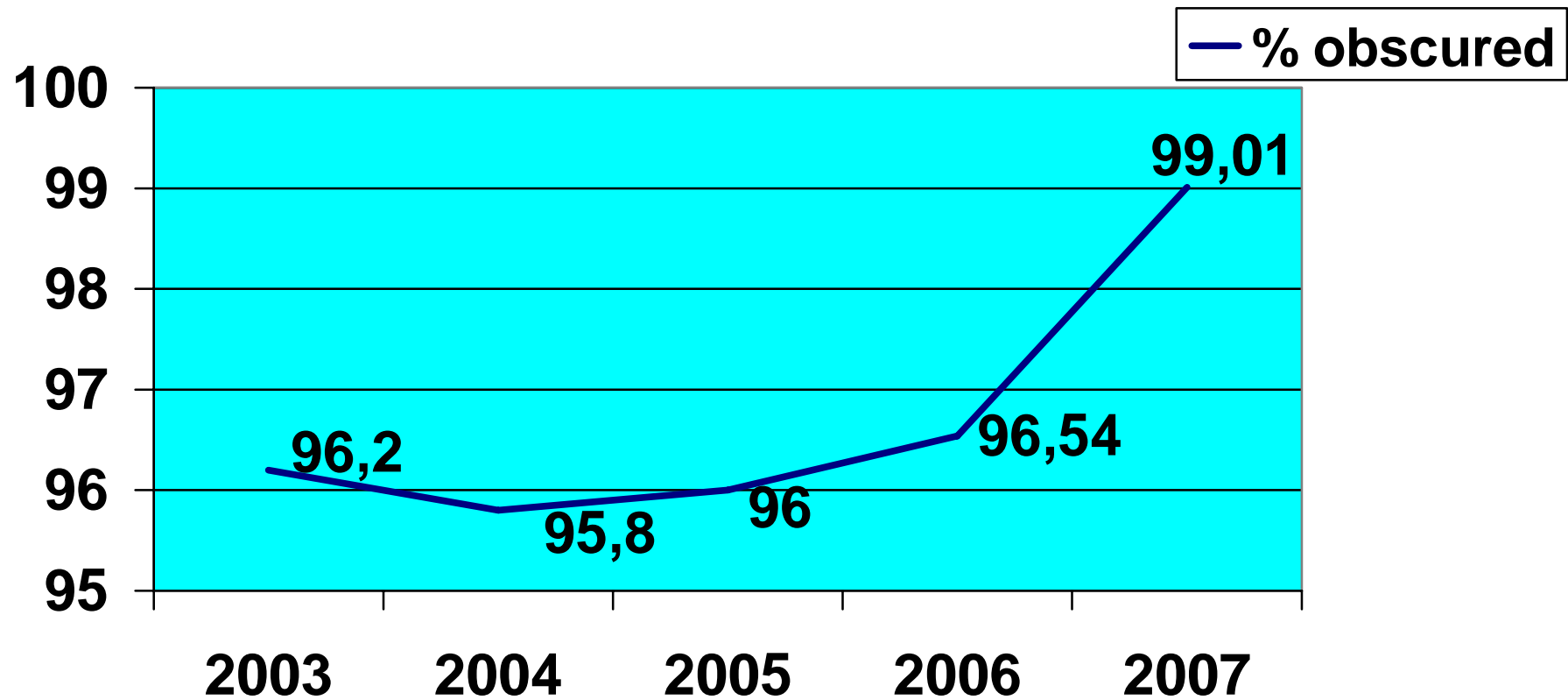
## Pedophile websites reported from 2003 to 2007

YEAR	REPORTS	CLOSED	% CLOSED	CRITICAL	% CRITICAL
2003	17.016	16.369	96,20	646	3,80
2004	19.246	18.438	95,80	808	4,20
2005	13.315	12.782	96,00	533	4,00
2006	7.540	7.279	96,54	261	3,46
2007	39.418	39.027	99,01	391	0,99
<b>Totale</b>	<b>96.535</b>	<b>93.895</b>	<b>97,27</b>	<b>2.639</b>	<b>2,73</b>

**PEDOPHILE WEBSITES REPORTED IN 2007**

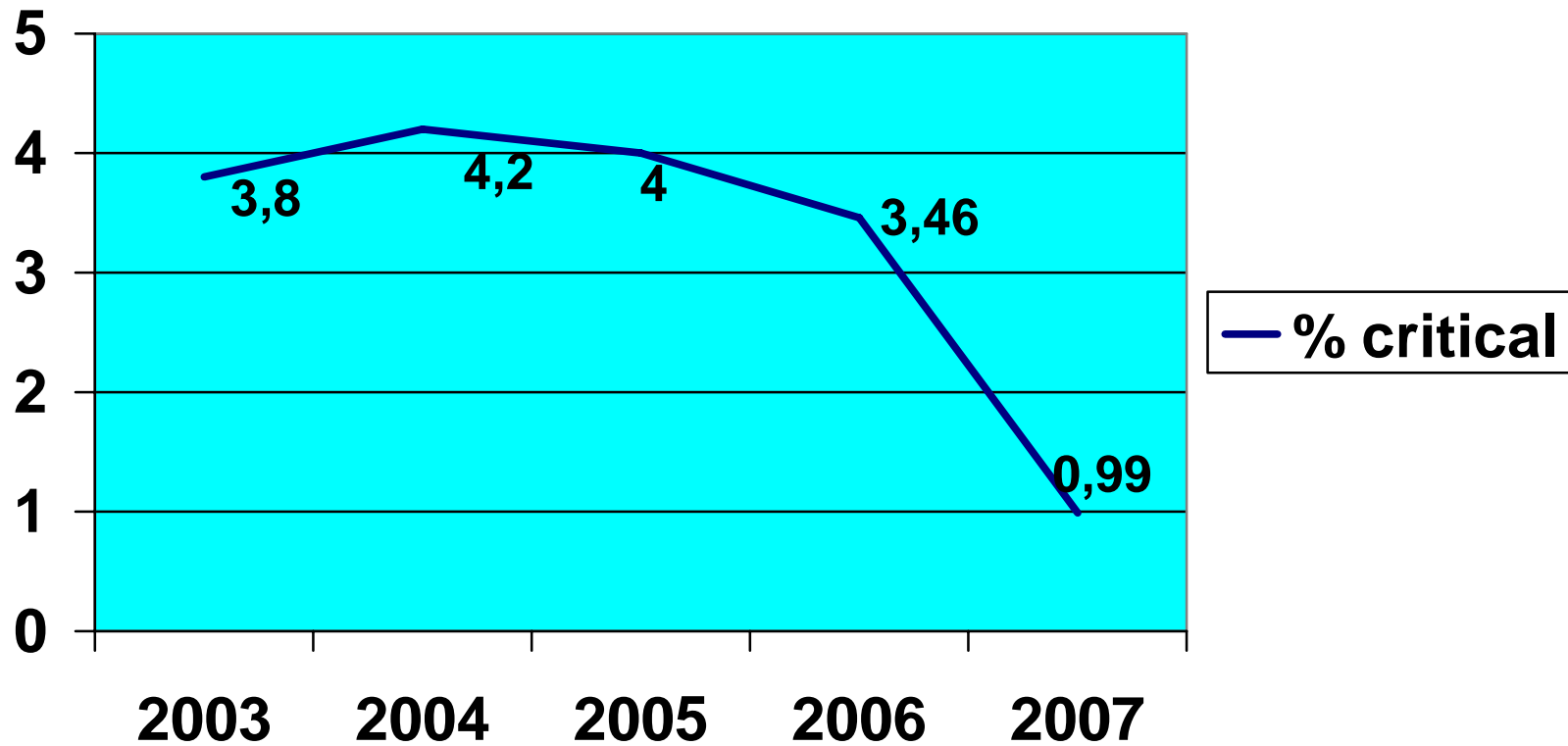
<b>YEAR 2007</b>	<b>NR. WEBSITES</b>
<b>TOTAL MONITORING DAYS</b>	<b>365</b>
<b>TOTAL REPORTED SITES</b>	<b>39.418</b>
<b>AVERAGE PER MONTH</b>	<b>3.285</b>
<b>AVERAGE PER WEEK</b>	<b>758</b>
<b>AVERAGE PER DAY</b>	<b>108</b>

## efficacy of reports in the last five years





### critical websites (active sites in spite of reports)



## COMPARISON BETWEEN 2003 AND 2007

Country	2007	2003
GERMANY	25599	71
NETHERLANDS	4530	27
UNITED STATES	3174	10.503
RUSSIAN FEDERATION	1569	1.232
CYPRUS	1514	0
CANADA	1167	116
JAPAN	457	165
SLOVAKIA	445	0
PANAMA	383	0
KOREA	111	1.353
UNITED KINGDOM	65	45
SPAIN	59	288
THAILAND	57	30
CHINA	40	0
TURKEY	37	4
FRANCE	36	43
<i>Not classified</i>	<i>23</i>	<i>733</i>
HONG KONG	20	0
AFGHANISTAN	18	0
PORTUGAL	16	51
UKRAINE	16	0
CZECH REPUBLIC	15	285
SINGAPORE	13	0
ISRAEL	11	6
SWITZERLAND	7	0
GEORGIA	6	0
AUSTRALIA	4	88
DENMARK	4	23
HUNGARY	3	4
POLAND	3	6
TAIWAN	3	4
AUSTRIA	2	41
MALAYSIA	2	0
ARGENTINA	1	17
CROATIA	1	0
ICELAND	1	0
ITALY	1	423
LITHUANIA	1	0
LATVIA	1	0
NORWAY	1	0
NEPAL	1	0
SWEDEN	1	123
<b>TOTAL</b>	<b>39.418</b>	<b>17.016</b>

## Time closure of websites and critical in 2007

Country	Total Reports	Immediate closure	Obscured websites after 1* sollicitation	Obscured websites after 2* sollicitation	Obscured websites after 3* sollicitation	Obscured websites after 4* sollicitation	Off topic	Confidential websites	Critical websites
GERMANY	25599	25425	114	21	8	9	16	3	3
NETHERLANDS	4530	4025	319	79	39	30	8	0	30
UNITED STATES	3174	2781	88	37	21	42	6	21	178
RUSSIAN FEDERATION	1569	1243	79	44	22	86	2	4	89
CYPRUS	1514	1357	36	59	4	0	58	0	0
CANADA	1167	1088	54	10	6	1	2	0	6
JAPAN	457	429	10	2	1	7	2	0	6
SLOVAKIA	445	123	21	15	4	282	0	0	0
PANAMA	383	104	39	25	20	146	1	0	48
KOREA	111	80	2	7	1	16	0	0	5
UNITED KINGDOM	65	61	2	0	1	1	0	0	0
SPAIN	59	46	1	2	2	1	0	0	7
THAILAND	57	52	1	0	0	3	0	0	1
CHINA	40	29	8	1	0	0	0	0	2
TURKEY	37	16	7	2	1	2	0	0	9
FRANCE	36	27	1	2	0	2	0	4	0
Non classificato	23	23	0	0	0	0	0	0	0
HONG KONG	20	2	0	0	0	0	0	18	0
AFGHANISTAN	18	17	0	0	0	0	0	1	0
PORTUGAL	16	8	2	1	1	4	0	0	0
UKRAINE	16	13	2	0	0	0	0	0	1
CZECH REPUBLIC	15	8	1	3	0	0	0	1	2
SINGAPORE	13	13	0	0	0	0	0	0	0
ISRAEL	11	10	0	0	0	0	0	1	0
SWITZERLAND	7	4	0	0	0	0	0	1	2
GEORGIA	6	6	0	0	0	0	0	0	0
AUSTRALIA	4	4	0	0	0	0	0	0	0
DENMARK	4	4	0	0	0	0	0	0	0
HUNGARY	3	3	0	0	0	0	0	0	0
POLAND	3	1	0	1	0	0	0	0	1
TAIWAN	3	2	1	0	0	0	0	0	0
AUSTRIA	2	2	0	0	0	0	0	0	0
MALAYSIA	2	1	0	0	0	1	0	0	0
ARGENTINA	1	1	0	0	0	0	0	0	0
CROATIA	1	1	0	0	0	0	0	0	0
ICELAND	1	1	0	0	0	0	0	0	0
ITALY	1	1	0	0	0	0	0	0	0
LITHUANIA	1	1	0	0	0	0	0	0	0
LATVIA	1	1	0	0	0	0	0	0	0
NORWAY	1	1	0	0	0	0	0	0	0
NEPAL	1	1	0	0	0	0	0	0	0
SWEDEN	1	0	1	0	0	0	0	0	0
<b>TOTALI</b>	<b>39418</b>	<b>37015</b>	<b>789</b>	<b>311</b>	<b>131</b>	<b>633</b>	<b>95</b>	<b>54</b>	<b>390</b>
<b>%</b>	<b>100</b>	<b>93,90</b>	<b>2,00</b>	<b>0,79</b>	<b>0,33</b>	<b>1,61</b>	<b>0,24</b>	<b>0,14</b>	<b>0,99</b>

## VISITORS / USERS OF PEDOPHILE WEBSITES BY NATIONALITY

NATIONALITY	2007	2004
USA	22,82 %	32,71 %
GERMANY	14,57 %	5,72 %
UNITED KINGDOM	7,02 %	1,54 %
JAPAN	1,74 %	3,59 %
CANADA	3,16 %	1,26 %
FRANCE	3,56 %	2,52 %
BRAZIL	1,35 %	1,16 %
ITALY	6,14 %	2,25 %
HOLLAND	1,65 %	1,94 %
SPAIN	2,05 %	0,28 %
AUSTRALIA	1,58 %	1,07 %
RUSSIA	8,39 %	3,93 %
SWEDEN	2,94 %	0,77 %
SWITZERLAND	1,29 %	1,57 %
POLAND	1,66 %	1,55 %
BELGIUM	1,15 %	1,19 %
CHINA	0,15 %	-
AUSTRIA	1,09 %	0,85 %
MEXICO	0,80 %	1,06 %
DENMARK	0,80 %	0,59 %

## REPORTED SITES BY NATIONALITY

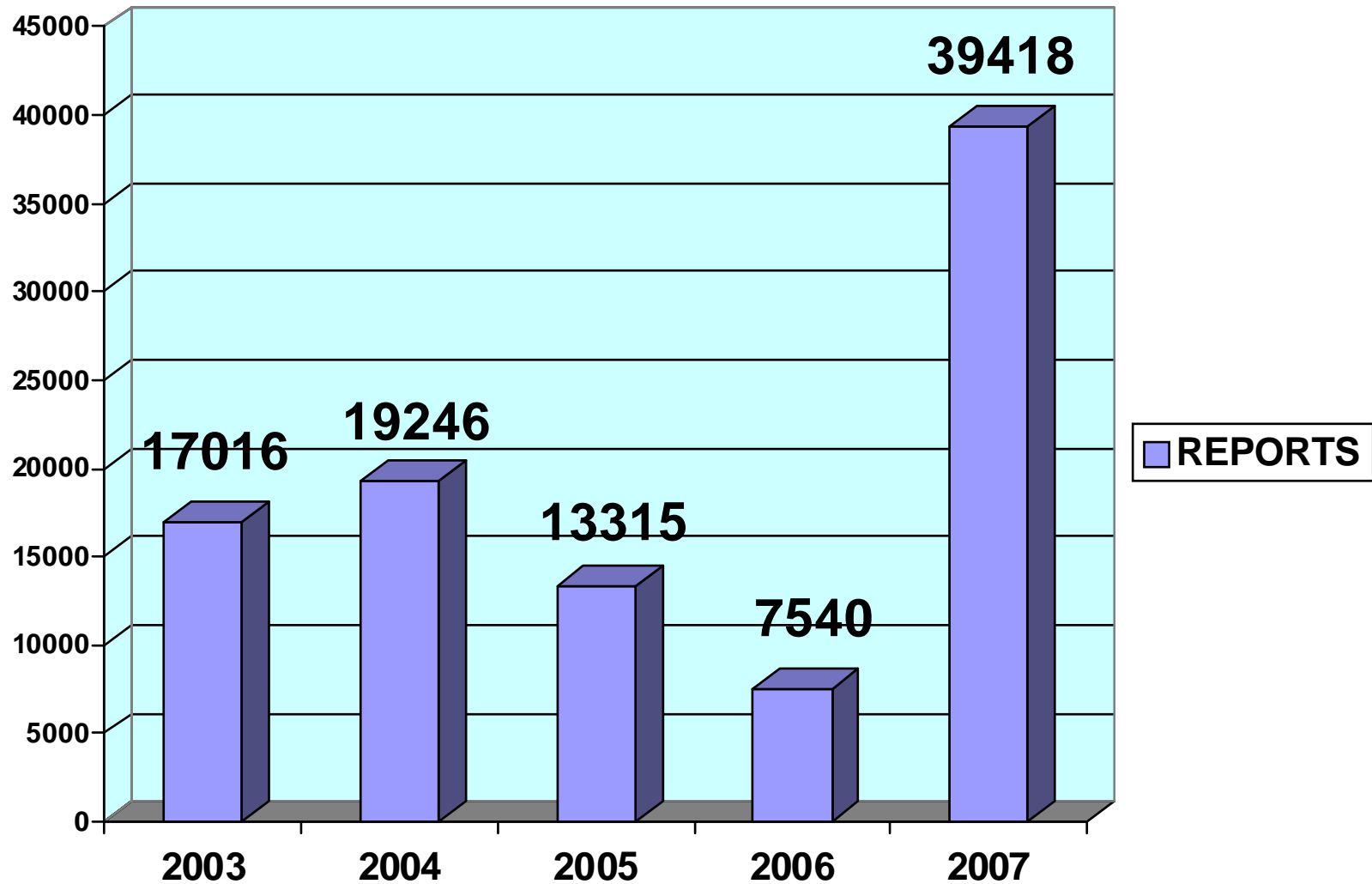
SITE NATIONALITY	NR. REPORTED SITES
1. GERMANY	25599
2. NETHERLANDS	4530
3. UNITED STATES	3174
4. RUSSIAN FEDERATION	1569
5. CYPRUS	1514
6. CANADA	1167
7. JAPAN	457
8. SLOVAKIA	445
9. PANAMA	383
10. KOREA	111
11. UNITED KINGDOM	65
12. SPAIN	59
13. THAILAND	57
14. CHINA	40
15. TURKEY	37
16. FRANCE	36
17. Non classificato	23
18. HONG KONG	20
19. AFGHANISTAN	18
20. PORTUGAL	16
21. UKRAINE	16
22. CZECH REPUBLIC	15
23. SINGAPORE	13
24. ISRAEL	11
25. SWITZERLAND	7
26. GEORGIA	6
27. AUSTRALIA	4
28. DENMARK	4
29. HUNGARY	3
30. OTHER (*)	19
UNTRACEABLE	--
<b>TOTAL</b>	<b>39.418</b>

\* *OTHER* = POLAND (3), TAIWAN (3), AUSTRIA (2), MALAYSIA (2), ARGENTINA (1), CROATIA (1), ICELAND (1), ITALY (1), LITHUANIA (1), LATVIA (1), NORWAY (1), NEPAL (1), SWEDEN (1).

## REPORTS BY NATIONALITY IN 2003

COUNTRY	REPORTS	PERCENTAGE
1. USA	10.503	61,72%
2. COREA DEL SUD	1.353	7,95%
3. RUSSIA	1.232	7,24%
4. BRASILE	1.210	7,11%
5. ITALIA	423	2,49%
6. SPAGNA	288	1,69%
7. REP. CECA	285	1,67%
8. GIAPPONE	165	0,97%
9. SVEZIA	123	0,72%
10. CANADA	116	0,68%
11. AUSTRALIA	88	0,52%
12. GERMANIA	71	0,42%
13. SLOVACCHIA	56	0,33%
14. PORTOGALLO	51	0,30%
15. INGHILTERRA	45	0,26%
16. FRANCIA	43	0,25%
17. AUSTRIA	41	0,24%
18. BELGIO	33	0,19%
19. THAILANDIA	30	0,18%
20. OLANDA	27	0,16%
21. DANIMARCA	23	0,14%
22. ARGENTINA	17	0,10%
23. ESTONIA	14	0,08%
24. ROMANIA	9	0,05%
25. ISRAELE	6	0,03%
26. POLONIA	6	0,03%
27. KAZAKISTAN	4	0,03%
28. TURCHIA	4	0,03%
29. TAIWAN	4	0,03%
30. UNGHERIA	4	0,03%
31. YUGOSLAVIA	3	0,02%
32. CILE	3	0,02%
33. GRECIA	3	0,02%
NON CLASS.	733	4,30%
<b>TOTAL</b>	<b>17.016</b>	<b>100 %</b>

## COMPARISON REPORTED WEBSITES IN THE YEARS 2003, 2004, 2005, 2006 AND 2007



**+ 131%** (increase in 2003 - 2007)

## SUSPECT WEBSITES REPORTED DIRECTLY FROM USERS IN 2007

<b>YEAR 2007</b>	<b>NR. RECEIVED REPORTS</b>
<b>TOTAL</b>	<b>3.825</b>
<b>AVERAGE PER MONTH</b>	<b>319</b>
<b>AVERAGE PER WEEK</b>	<b>74</b>
<b>AVERAGE PER DAY</b>	<b>11</b>



## NOTICE

### Document availability and figures verification

The stated figures refer to pedophilia activity on the internet monitoring carried out daily by the Rainbow Phone in 2007 and they are formally documented, as well as being contained in appropriate databases

### Type of reported websites

The Rainbow Phone's reports detailed in the few charts and tables concern only websites with explicit pedophile and child-pornography contents/materials; we exclude websites of "border line" nature (which are a separate branch of the monitoring activity and they are not detailed in this report). At the same time this report does not include peer to peer and newsgroup environments

The authorities to whom the reports are forwarded and that have access to the Rainbow Phone's database

All websites reported in the following charts and tables were reported to FBI, INTERPOL, NATIONAL POLICE CORPS according to their jurisdictions, and the information is made

immediately available to the Italian judiciary authority and the N.I.T. (Telecommunications Investigation Unit), who has access to the Rainbow Phone's report database

### Rules followed by the Rainbow Phone for the counting of sites

To avoid any misunderstanding, the counting of sites takes place on the basis of precise standard rules for the individuation of spaces actually and systematically available to users for the publication of their materials. This, among other things, involves:

- the accurate analysis of domains and IPs
- the identification of the precise breaking point of the root in the case of hosts that offer space to users for the independent publication of their site inside predefined directories or, in any case, of structured spaces

Unfortunately it does happen that figures concerning the presence of pedophile websites on the internet are circulated without any suitable and formalised documentation to verify the rendered information and with rules that are completely arbitrary and domesticated (for example, counting as sites sections/directories that make up a website and even counting as websites the single pages of a website). The Rainbow Phone insists on the total impropriety and unacceptability of such behaviour and will play an active role for the vigilance and public denunciation of this way of "making news"